

ETSI TS 129 002 V3.4.0 (2000-03)

Technical Specification

**Digital cellular telecommunications system (Phase 2+) (GSM);
Universal Mobile Telecommunications System (UMTS);
Mobile Application Part (MAP) specification
(3G TS 29.002 version 3.4.0 Release 1999)**



Reference

RTS/TSGN-0229002UR1

Keywords

GSM, UMTS

ETSI

650 Route des Lucioles
F-06921 Sophia Antipolis Cedex - FRANCE

Tel.: +33 4 92 94 42 00 Fax: +33 4 93 65 47 16

Siret N° 348 623 562 00017 - NAF 742 C
Association à but non lucratif enregistrée à la
Sous-Préfecture de Grasse (06) N° 7803/88

Important notice

Individual copies of the present document can be downloaded from:

<http://www.etsi.org>

The present document may be made available in more than one electronic version or in print. In any case of existing or perceived difference in contents between such versions, the reference version is the Portable Document Format (PDF).

In case of dispute, the reference shall be the printing on ETSI printers of the PDF version kept on a specific network drive within ETSI Secretariat.

Users of the present document should be aware that the document may be subject to revision or change of status.

Information on the current status of this and other ETSI documents is available at <http://www.etsi.org/tb/status/>

If you find errors in the present document, send your comment to:

editor@etsi.fr

Copyright Notification

No part may be reproduced except as authorized by written permission.
The copyright and the foregoing restriction extend to reproduction in all media.

© European Telecommunications Standards Institute 2000.

All rights reserved.

Intellectual Property Rights

IPRs essential or potentially essential to the present document may have been declared to ETSI. The information pertaining to these essential IPRs, if any, is publicly available for **ETSI members and non-members**, and can be found in SR 000 314: "*Intellectual Property Rights (IPRs); Essential, or potentially Essential, IPRs notified to ETSI in respect of ETSI standards*", which is available from the ETSI Secretariat. Latest updates are available on the ETSI Web server (<http://www.etsi.org/ipr>).

Pursuant to the ETSI IPR Policy, no investigation, including IPR searches, has been carried out by ETSI. No guarantee can be given as to the existence of other IPRs not referenced in SR 000 314 (or the updates on the ETSI Web server) which are, or may be, or may become, essential to the present document.

Foreword

This Technical Specification (TS) has been produced by the ETSI 3rd Generation Partnership Project (3GPP).

The present document may refer to technical specifications or reports using their 3GPP identities, UMTS identities or GSM identities. These should be interpreted as being references to the corresponding ETSI deliverables.

The cross reference between GSM, UMTS, 3GPP and ETSI identities can be found under www.etsi.org/key .

Contents

Foreword	26
1 Scope.....	27
2 References.....	27
3 Abbreviations.....	33
4 Void	33
5 Overload and compatibility overview.....	33
5.1 Overload control	33
5.1.1 Overload control for MSC (outside MAP).....	33
5.1.2 Overload control for MAP entities.....	34
5.1.3 Congestion control for Signalling System No. 7.....	38
5.2 Compatibility	38
5.2.1 General	38
5.2.2 Strategy for selecting the Application Context (AC) version.....	38
5.2.2.1 Proposed method	38
5.2.2.2 Managing the version look-up table	39
5.2.2.3 Optimising the method	40
6 Requirements concerning the use of SCCP and TC	40
6.1 Use of SCCP.....	40
6.1.1 SCCP Class	40
6.1.2 Sub-System Number (SSN)	40
6.1.3 SCCP addressing.....	41
6.1.3.1 Introduction	41
6.1.3.2 The Mobile-services Switching Centre (MSC)	43
6.1.3.2.1 MSC interaction during handover or relocation.....	43
6.1.3.2.2 MSC for short message routing	43
6.1.3.2.3 MSC for location request routing.....	43
6.1.3.2.4 MSC for LMU Control	43
6.1.3.3 The Home Location Register (HLR)	43
6.1.3.3.1 During call set-up.....	43
6.1.3.3.2 Before location updating completion.....	44
6.1.3.3.3 After location updating completion	44
6.1.3.3.4 VLR restoration	44
6.1.3.3.5 During Network-Requested PDP Context Activation.....	45
6.1.3.3.6 Before GPRS location updating completion	45
6.1.3.3.7 After GPRS location updating completion	46
6.1.3.3.8 Query for a Location Request	46
6.1.3.4 The Visitor Location Register (VLR).....	46
6.1.3.4.1 Inter-VLR information retrieval.....	46
6.1.3.4.2 HLR request.....	46
6.1.3.5 The Interworking MSC (IWMSC) for Short Message Service.....	46
6.1.3.6 The Equipment Identity Register (EIR).....	46
6.1.3.7 The Shared Inter Working Function (SIWF).....	46
6.1.3.8 The Serving GPRS Support Node (SGSN)	46
6.1.3.9 The Gateway GPRS Support Node (GGSN).....	47
6.1.3.10 The Gateway MSC (GMSC) for Short Message Service	47
6.1.3.10A Void.....	47
6.1.3.10A.1 Void	47
6.1.3.10A.2 Void	47
6.1.3.10B The Gateway Mobile Location Centre (GMLC)	47
6.1.3.11 Summary table.....	47
6.2 Use of TC.....	49
7 General on MAP services	50
7.1 Terminology and definitions.....	50

7.2	Modelling principles	50
7.3	Common MAP services	51
7.3.1	MAP-OPEN service	52
7.3.2	MAP-CLOSE service	55
7.3.3	MAP-DELIMITER service	55
7.3.4	MAP-U-ABORT service	55
7.3.5	MAP-P-ABORT service	56
7.3.6	MAP-NOTICE service	57
7.4	Sequencing of services	57
7.5	General rules for mapping of services onto TC	59
7.5.1	Mapping of common services	59
7.5.2	Mapping of user specific services	60
7.6	Definition of parameters	61
7.6.1	Common parameters	63
7.6.1.1	Invoke Id	64
7.6.1.2	Linked Id	64
7.6.1.3	Provider error	64
7.6.1.4	User error	64
7.6.2	Numbering and identification parameters	67
7.6.2.1	IMSI	67
7.6.2.2	TMSI	67
7.6.2.3	IMEI	67
7.6.2.4	Previous location area Id	67
7.6.2.5	Stored location area Id	67
7.6.2.6	Current location area Id	67
7.6.2.7	Target location area Id	67
7.6.2.8	Target cell Id	68
7.6.2.8A	Target RNC Id	68
7.6.2.9	Void	68
7.6.2.10	Originating entity number	68
7.6.2.11	MSC number	68
7.6.2.12	Target MSC number	68
7.6.2.13	HLR number	68
7.6.2.14	VLR number	68
7.6.2.15	HLR Id	68
7.6.2.16	LMSI	68
7.6.2.17	MS ISDN	68
7.6.2.18	OMC Id	68
7.6.2.19	Roaming number	68
7.6.2.19A	Relocation Number List	68
7.6.2.20	Void	69
7.6.2.21	Handover number	69
7.6.2.22	Forwarded-to number	69
7.6.2.22A	Long forwarded-to number	69
7.6.2.22B	Long FTN Supported	69
7.6.2.23	Forwarded-to subaddress	69
7.6.2.24	Called number	69
7.6.2.25	Calling number	69
7.6.2.26	Originally dialled number	69
7.6.2.27	Service centre address	69
7.6.2.28	Zone Code	69
7.6.2.29	MSIsdn-Alert	69
7.6.2.30	Location Information	69
7.6.2.31	GMSC Address	69
7.6.2.32	VMSC Address	70
7.6.2.33	Group Id	70
7.6.2.34	North American Equal Access preferred Carrier Id	70
7.6.2.35	SIWFS Number	70
7.6.2.36	B-subscriber address	70
7.6.2.37	Serving cell global Id or service area Id	70
7.6.2.38	SGSN number	70
7.6.2.39	SGSN address	70

7.6.2.40	GGSN address	70
7.6.2.41	GGSN number	70
7.6.2.42	APN	70
7.6.2.43	Network Node number	70
7.6.2.44	PDP-Type	71
7.6.2.45	PDP-Address	71
7.6.2.46	Additional number	71
7.6.2.47	P-TMSI	71
7.6.2.48	B-subscriber number	71
7.6.2.49	B-subscriber subaddress	71
7.6.2.50	LMU Number	71
7.6.2.51	MLC Number	71
7.6.2.52	Multicall Bearer Information	71
7.6.2.53	Multiple Bearer Requested	71
7.6.2.54	Multiple Bearer Not Supported	71
7.6.3	Subscriber management parameters	71
7.6.3.1	Category	71
7.6.3.2	Equipment status	71
7.6.3.3	Extensible Bearer service	72
7.6.3.4	Extensible Teleservice	72
7.6.3.5	Extensible Basic Service Group	72
7.6.3.6	GSM bearer capability	72
7.6.3.7	Subscriber Status	72
7.6.3.8	CUG Outgoing Access indicator	72
7.6.3.9	Operator Determined Barring General Data	72
7.6.3.10	ODB HPLMN Specific Data	73
7.6.3.11	Regional Subscription Data	73
7.6.3.12	Regional Subscription Response	73
7.6.3.13	Roaming Restriction Due To Unsupported Feature	73
7.6.3.14	Extensible SS-Info	73
7.6.3.15	Extensible forwarding information	73
7.6.3.16	Extensible forwarding feature	73
7.6.3.17	Extensible SS-Status	74
7.6.3.18	Extensible Forwarding Options	74
7.6.3.19	Extensible No reply condition timer	74
7.6.3.20	Extensible Call barring information	74
7.6.3.21	Extensible Call barring feature	74
7.6.3.22	CUG info	75
7.6.3.23	CUG subscription	75
7.6.3.24	CUG interlock	75
7.6.3.25	CUG index	75
7.6.3.26	CUG feature	75
7.6.3.27	Inter CUG options	75
7.6.3.28	Intra CUG restrictions	76
7.6.3.29	Extensible SS-Data	76
7.6.3.30	Subscriber State	76
7.6.3.31	Requested Info	76
7.6.3.32	Suppression of Announcement	76
7.6.3.33	Suppress T-CSI	76
7.6.3.34	GMSC CAMEL Subscription Info	76
7.6.3.35	VLR CAMEL Subscription Info	76
7.6.3.36	Supported CAMEL Phases in the VLR	76
7.6.3.36A	Supported CAMEL Phases in the SGSN	76
7.6.3.37	CUG Subscription Flag	76
7.6.3.38	CAMEL Subscription Info Withdraw	77
7.6.3.39	Voice Group Call Service (VGCS) Data	77
7.6.3.40	Voice Broadcast Service (VBS) Data	77
7.6.3.41	ISDN bearer capability	77
7.6.3.42	Lower layer Compatibility	77
7.6.3.43	High Layer Compatibility	77
7.6.3.44	Alerting Pattern	77
7.6.3.45	GPRS Subscription Data Withdraw	77

7.6.3.46	GPRS Subscription Data	77
7.6.3.47	QoS-Subscribed	77
7.6.3.48	VPLMN address allowed	77
7.6.3.49	Roaming Restricted In SGSN Due To Unsupported Feature	77
7.6.3.50	Network Access Mode	77
7.6.3.51	Mobile Not Reachable Reason	78
7.6.3.52	Cancellation Type	78
7.6.3.53	All GPRS Data	78
7.6.3.54	Complete Data List Included	78
7.6.3.55	PDP Context Identifier	78
7.6.3.56	LSA Information	78
7.6.3.57	SoLSA support indicator	78
7.6.3.58	LSA Information Withdraw	78
7.6.3.59	LMU Indicator	78
7.6.3.60	LCS Information	78
7.6.3.61	GMLC List	78
7.6.3.62	LCS Privacy Exception List	78
7.6.3.63	LCS Privacy Exception Parameters	79
7.6.3.64	External Client List	79
7.6.3.65	Internal Client List	79
7.6.3.65A	MO-LR List	79
7.6.3.65B	Privacy Notification to MS User	79
7.6.3.65C	GMLC List Withdraw	79
7.6.3.66	IST Alert Timer	79
7.6.3.67	Call Termination Indicator	79
7.6.3.68	IST Information Withdraw	80
7.6.3.69	IST Support Indicator	80
7.6.3.70	Super-Charger Supported In HLR	80
7.6.3.71	Super-Charger Supported In Serving Network Entity	80
7.6.3.72	Age Indicator	80
7.6.3.73	GPRS enhancements support indicator	80
7.6.3.74	Extensible QoS-Subscribed	80
7.6.3.75	SGSN Camel Subscription Info	80
7.6.3.76	SMS-CSI	80
7.6.3.77	GPRS-CSI	80
7.6.3.78	CAMEL subscription info	80
7.6.3.83	Call Barring Data	81
7.6.3.84	Call Forwarding Data	81
7.6.3.85	ODB Data	81
7.6.3.86	Requested Subscription Info	81
7.6.3.87	CS Allocation/Retention priority	81
7.6.4	Supplementary services parameters	81
7.6.4.1	SS-Code	81
7.6.4.2	SS-Status	82
7.6.4.3	SS-Data	82
7.6.4.4	Override Category	82
7.6.4.5	CLI Restriction Option	82
7.6.4.6	Forwarding Options	83
7.6.4.7	No reply condition timer	83
7.6.4.8 - 7.6.4.14	Void	83
7.6.4.15	Forwarding information	83
7.6.4.16	Forwarding feature	83
7.6.4.17	Void	84
7.6.4.18	Call barring information	84
7.6.4.19	Call barring feature	84
7.6.4.20	New password	84
7.6.4.21	Current password	84
7.6.4.22	Guidance information	84
7.6.4.23	Void	84
7.6.4.24	SS-Info	84
7.6.4.25 - 7.6.4.35	Void	85
7.6.4.36	USSD Data Coding Scheme	85

7.6.4.37	USSD String	85
7.6.4.38	Bearer service	85
7.6.4.39	Teleservice.....	85
7.6.4.40	Basic Service Group	85
7.6.4.41	eMLPP information	85
7.6.4.42	SS-event.....	85
7.6.4.43	SS-event data	85
7.6.4.44	LCS Privacy Exceptions.....	86
7.6.4.45	Mobile Originating Location Request (MO-LR).....	86
7.6.4.46	NbrUser	86
7.6.4.47	MC Subscription Data	86
7.6.4.48	MC Information.....	86
7.6.4.49	CCBS Request State	86
7.6.5	Call parameters.....	87
7.6.5.1	Call reference number	87
7.6.5.2	Interrogation type	87
7.6.5.3	OR interrogation.....	87
7.6.5.4	OR capability.....	87
7.6.5.5	Forwarding reason	87
7.6.5.6	Forwarding interrogation required.....	87
7.6.5.7	O-CSI.....	87
7.6.5.7A	D-CSI.....	87
7.6.5.7B	T-CSI.....	88
7.6.5.7C	VT-CSI	88
7.6.5.8	Call Direction	88
7.6.5.9	Channel Type.....	88
7.6.5.10	Chosen Channel.....	88
7.6.5.11	CCBS Feature	88
7.6.5.12	UU Data.....	88
7.6.5.14	Number Portability Status	88
7.6.5.15	Pre-paging supported.....	88
7.6.6	Radio parameters.....	89
7.6.6.1 - 7.6.6.6	Void	89
7.6.6.7	HO-Number Not Required	89
7.6.6.8	Integrity Protection Information.....	89
7.6.6.9	Encryption Information	89
7.6.6.10	Radio Resource Information.....	89
7.6.7	Authentication parameters.....	89
7.6.7.1	Authentication set list	89
7.6.7.2	Rand.....	89
7.6.7.3	Sres	89
7.6.7.4	Kc	89
7.6.7.5	Xres	89
7.6.7.5A	Ck 89	
7.6.7.5B	Ik 89	
7.6.7.5C	Autn.....	89
7.6.7.6	Cksn.....	90
7.6.7.6A	Ksi90	
7.6.7.6B	Auts	90
7.6.7.7	Ciphering mode	90
7.6.7.8	Current Security Context.....	90
7.6.7.9	Failure cause.....	90
7.6.8	Short message parameters	90
7.6.8.1	SM-RP-DA	90
7.6.8.2	SM-RP-OA	90
7.6.8.3	MWD status.....	91
7.6.8.4	SM-RP-UI	91
7.6.8.5	SM-RP-PRI	91
7.6.8.6	SM Delivery Outcome.....	91
7.6.8.7	More Messages To Send.....	91
7.6.8.8	Alert Reason	91
7.6.8.9	Absent Subscriber Diagnostic SM.....	91

7.6.8.10	Alert Reason Indicator.....	91
7.6.8.11	Additional SM Delivery Outcome.....	91
7.6.8.12	Additional Absent Subscriber Diagnostic SM.....	91
7.6.8.13	Delivery Outcome Indicator.....	91
7.6.8.14	GPRS Node Indicator.....	92
7.6.8.15	GPRS Support Indicator.....	92
7.6.8.16	SM-RP-MTI.....	92
7.6.8.17	SM-RP-SMEA.....	92
7.6.9	Access and signalling system related parameters.....	92
7.6.9.1	AN-apdu.....	92
7.6.9.2	CM service type.....	92
7.6.9.3	Access connection status.....	92
7.6.9.4	External Signal Information.....	93
7.6.9.5	Access signalling information.....	93
7.6.9.6	Location update type.....	93
7.6.9.7	Protocol ID.....	93
7.6.9.8	Network signal information.....	93
7.6.9.9	Call Info.....	94
7.6.9.10	Additional signal info.....	94
7.6.10	System operations parameters.....	94
7.6.10.1	Network resources.....	94
7.6.10.2	Trace reference.....	95
7.6.10.3	Trace type.....	95
7.6.11	Location Service Parameters.....	95
7.6.11.1	Age of Location Estimate.....	95
7.6.11.2	Void.....	95
7.6.11.3	Void.....	95
7.6.11.4	LCS Client ID.....	95
7.6.11.5	LCS Event.....	95
7.6.11.6	LCS MLC Data.....	95
7.6.11.7	LCS Priority.....	95
7.6.11.8	LCS QoS.....	95
7.6.11.9	Void.....	96
7.6.11.10	Void.....	96
7.6.11.11	Location Estimate.....	96
7.6.11.12	Location Type.....	96
7.6.11.13	NA-ESRD.....	96
7.6.11.14	NA-ESRK.....	96
7.6.11.15	Void.....	96
7.6.11.16	Privacy Override.....	96
7.6.11.17	Void.....	97
7.6.11.18	Void.....	97
7.6.11.19	Void.....	97
7.7	Representation of a list of a basic parameter in service-primitives.....	97
8	Mobility services.....	97
8.1	Location management services.....	97
8.1.1	Void.....	97
8.1.1.1	Void.....	97
8.1.1.2	Void.....	97
8.1.1.3	Void.....	97
8.1.2	MAP_UPDATE_LOCATION service.....	97
8.1.2.1	Definition.....	97
8.1.2.2	Service primitives.....	98
8.1.2.3	Parameter definitions and use.....	98
8.1.3	MAP_CANCEL_LOCATION service.....	99
8.1.3.1	Definition.....	99
8.1.3.2	Service primitives.....	100
8.1.3.3	Parameter definitions and use.....	100
8.1.4	MAP_SEND_IDENTIFICATION service.....	101
8.1.4.1	Definition.....	101
8.1.4.2	Service primitives.....	101

8.1.4.3	Parameter definitions and use.....	101
8.1.5	Void.....	102
8.1.5.1	Void.....	102
8.1.5.2	Void.....	102
8.1.5.3	Void.....	102
8.1.6	MAP_PURGE_MS service.....	102
8.1.6.1	Definition.....	102
8.1.6.2	Service primitives.....	102
8.1.6.3	Parameter definitions and use.....	103
8.1.7	MAP_UPDATE_GPRS_LOCATION service.....	103
8.1.7.1	Definition.....	103
8.1.7.2	Service primitives.....	104
8.1.7.3	Parameter definitions and use.....	104
8.1.8	MAP-NOTE-MM-EVENT.....	105
8.1.8.1	Definition.....	105
8.1.8.2	Service primitives.....	105
8.1.8.3	Parameter use.....	106
8.2	Paging and search.....	107
8.2.1	MAP_PAGE service.....	107
8.2.1.1	Definition.....	107
8.2.1.2	Service primitives.....	107
8.2.1.3	Parameter definitions and use.....	107
8.2.2	MAP_SEARCH_FOR_MS service.....	108
8.2.2.1	Definition.....	108
8.2.2.2	Service primitives.....	108
8.2.2.3	Parameter definitions and use.....	108
8.3	Access management services.....	109
8.3.1	MAP_PROCESS_ACCESS_REQUEST service.....	109
8.3.1.1	Definition.....	109
8.3.1.2	Service primitives.....	109
8.3.1.3	Parameter definitions and use.....	110
8.4	Handover services.....	111
8.4.1	MAP_PREPARE_HANOVER service.....	111
8.4.1.1	Definition.....	111
8.4.1.2	Service primitives.....	112
8.4.1.3	Parameter use.....	112
8.4.2	MAP_SEND_END_SIGNAL service.....	113
8.4.2.1	Definition.....	113
8.4.2.2	Service primitives.....	114
8.4.2.3	Parameter use.....	114
8.4.3	MAP_PROCESS_ACCESS_SIGNALLING service.....	114
8.4.3.1	Definition.....	114
8.4.3.2	Service primitives.....	114
8.4.3.3	Parameter use.....	114
8.4.4	MAP_FORWARD_ACCESS_SIGNALLING service.....	115
8.4.4.1	Definition.....	115
8.4.4.2	Service primitives.....	115
8.4.4.3	Parameter use.....	115
8.4.5	MAP_PREPARE_SUBSEQUENT_HANOVER service.....	115
8.4.5.1	Definition.....	115
8.4.5.2	Service primitives.....	116
8.4.5.3	Parameter use.....	116
8.4.6	MAP_ALLOCATE_HANOVER_NUMBER service.....	117
8.4.6.1	Definition.....	117
8.4.6.2	Service primitives.....	117
8.4.6.3	Parameter use.....	117
8.4.7	MAP_SEND_HANOVER_REPORT service.....	117
8.4.7.1	Definition.....	117
8.4.7.2	Service primitives.....	117
8.4.7.3	Parameter use.....	118
8.5	Authentication management services.....	118
8.5.1	MAP_AUTHENTICATE service.....	118

8.5.1.1	Definition.....	118
8.5.1.2	Service primitives.....	118
8.5.1.3	Parameter use.....	118
8.5.2	MAP_SEND_AUTHENTICATION_INFO service.....	119
8.5.2.1	Definition.....	119
8.5.2.2	Service primitives.....	119
8.5.2.3	Parameter use.....	120
8.5.3	MAP_AUTHENTICATION_FAILURE_REPORT service.....	120
8.5.3.1	Definition.....	120
8.5.3.2	Service primitives.....	120
8.5.3.3	Parameter use.....	121
8.6	Security management services.....	121
8.6.1	MAP_SET_CIPHERING_MODE service.....	121
8.6.1.1	Definitions.....	121
8.6.1.2	Service primitives.....	121
8.6.1.3	Parameter use.....	122
8.7	International mobile equipment identities management services.....	122
8.7.1	MAP_CHECK_IMEI service.....	122
8.7.1.1	Definition.....	122
8.7.1.2	Service primitives.....	122
8.7.1.3	Parameter use.....	122
8.7.2	MAP_OBTAIN_IMEI service.....	123
8.7.2.1	Definition.....	123
8.7.2.2	Service primitives.....	123
8.7.2.3	Parameter use.....	123
8.8	Subscriber management services.....	124
8.8.1	MAP-INSERT-SUBSCRIBER-DATA service.....	124
8.8.1.1	Definition.....	124
8.8.1.2	Service primitives.....	125
8.8.1.3	Parameter use.....	125
8.8.1.4	Basic service information related to supplementary services.....	133
8.8.2	MAP-DELETE-SUBSCRIBER-DATA service.....	133
8.8.2.1	Definition.....	133
8.8.2.2	Service primitives.....	134
8.8.2.3	Parameter use.....	134
8.9	Identity management services.....	136
8.9.1	MAP-PROVIDE-IMSI service.....	136
8.9.1.1	Definition.....	136
8.9.1.2	Service primitives.....	136
8.9.1.3	Parameter use.....	137
8.9.2	MAP-FORWARD-NEW-TMSI service.....	137
8.9.2.1	Definition.....	137
8.9.2.2	Service primitives.....	137
8.9.2.3	Parameter use.....	137
8.10	Fault recovery services.....	137
8.10.1	MAP_RESET service.....	137
8.10.1.1	Definition.....	137
8.10.1.2	Service primitives.....	137
8.10.1.3	Parameter definition and use.....	138
8.10.2	MAP_FORWARD_CHECK_SS_INDICATION service.....	138
8.10.2.1	Definition.....	138
8.10.2.2	Service primitives.....	138
8.10.2.3	Parameter definition and use.....	138
8.10.3	MAP_RESTORE_DATA service.....	138
8.10.3.1	Definition.....	138
8.10.3.2	Service primitives.....	139
8.10.3.3	Parameter definitions and use.....	139
8.11	Subscriber Information services.....	140
8.11.1	MAP-ANY-TIME-INTERROGATION service.....	140
8.11.1.1	Definition.....	140
8.11.1.2	Service primitives.....	140
8.11.1.3	Parameter definition and use.....	140

8.11.2	MAP-PROVIDE-SUBSCRIBER-Info service.....	140
8.11.2.1	Definition.....	140
8.11.2.2	Service primitives.....	141
8.11.2.3	Parameter definition and use	141
8.11.3	MAP-ANY-TIME-SUBSCRIPTION-INTERROGATION service.....	141
8.11.3.1	Definition.....	141
8.11.3.2	Service primitives.....	141
8.11.3.3	Parameter definition and use	142
8.11.4	MAP-ANY-TIME-MODIFICATION service	142
8.11.4.1	Definition.....	142
8.11.4.2	Service primitives.....	142
8.11.4.3	Parameter definition and use	143
8.11.5	MAP-NOTE-SUBSCRIBER-DATA-MODIFIED service	143
8.11.5.1	Definition.....	143
8.11.5.2	Service primitives.....	143
8.11.5.3	Parameter definition and use	144
9	Operation and maintenance services.....	144
9.1	Subscriber tracing services	144
9.1.1	MAP-ACTIVATE-TRACE-MODE service	144
9.1.1.1	Definition.....	144
9.1.1.2	Service primitives.....	145
9.1.1.3	Parameter use.....	145
9.1.2	MAP-DEACTIVATE-TRACE-MODE service	145
9.1.2.1	Definition.....	145
9.1.2.2	Service primitives.....	146
9.1.2.3	Parameter use.....	146
9.1.3	MAP-TRACE-SUBSCRIBER-ACTIVITY service.....	146
9.1.3.1	Definition.....	146
9.1.3.2	Service primitives.....	146
9.1.3.3	Parameter use.....	147
9.2	Other operation and maintenance services.....	147
9.2.1	MAP-SEND-IMSI service	147
9.2.1.1	Definition.....	147
9.2.1.2	Service primitives.....	147
9.2.1.3	Parameter use.....	147
10	Call handling services	148
10.1	MAP_SEND_ROUTING_INFORMATION service	148
10.1.1	Definition	148
10.1.2	Service primitives.....	148
10.1.3	Parameter use	149
10.2	MAP_PROVIDE_ROAMING_NUMBER service	153
10.2.1	Definition	153
10.2.2	Service primitives.....	153
10.2.3	Parameter use	153
10.3	MAP_RESUME_CALL_HANDLING service	155
10.3.1	Definition	155
10.3.2	Service primitives.....	155
10.3.3	Parameter use	155
10.4	MAP_PREPARE_GROUP_CALL service	157
10.4.1	Definition	157
10.4.2	Service primitives.....	157
10.4.3	Parameter definitions and use.....	157
10.5	MAP_PROCESS_GROUP_CALL_SIGNALLING service	158
10.5.1	Definitions.....	158
10.5.2	Service primitives.....	158
10.5.3	Parameter definitions and use.....	158
10.6	MAP_FORWARD_GROUP_CALL_SIGNALLING service.....	159
10.6.1	Definitions.....	159
10.6.2	Service primitives.....	159
10.6.3	Parameter definitions and use.....	159

10.7	MAP_SEND_GROUP_CALL_END_SIGNAL service.....	160
10.7.1	Definitions.....	160
10.7.2	Service primitives.....	160
10.7.3	Parameter definitions and use.....	160
10.8	MAP_Provide_SIWFS_Number.....	160
10.8.1	Definition	160
10.8.2	Service primitive	161
10.8.3	Parameter use	161
10.9	MAP_SIWFS_Signalling_Modify.....	162
10.9.1	Definition	162
10.9.2	Service primitive	162
10.9.3	Parameter use	162
10.10	MAP_SET_REPORTING_STATE service.....	163
10.10.1	Definition	163
10.10.2	Service primitives.....	163
10.10.3	Parameter use	163
10.11	MAP_STATUS_REPORT service	164
10.11.1	Definition	164
10.11.2	Service primitives.....	164
10.11.3	Parameter use	164
10.12	MAP_REMOTE_USER_FREE service	165
10.12.1	Definition	165
10.12.2	Service primitives.....	165
10.12.3	Parameter use	165
10.13	MAP_IST_ALERT service.....	166
10.13.1	Definition	166
10.13.2	Service primitives.....	166
10.13.3	Parameter use	167
10.14	MAP_IST_COMMAND service	167
10.14.1	Definition	167
10.14.2	Service primitives.....	167
10.14.3	Parameter use	167
11	Supplementary services related services.....	168
11.1	MAP_REGISTER_SS service	168
11.1.1	Definition	168
11.1.2	Service primitives.....	168
11.1.3	Parameter use	168
11.2	MAP_ERASE_SS service	169
11.2.1	Definition	169
11.2.2	Service primitives.....	170
11.2.3	Parameter use	170
11.3	MAP_ACTIVATE_SS service	171
11.3.1	Definition	171
11.3.2	Service primitives.....	171
11.3.3	Parameter use	171
11.4	MAP_DEACTIVATE_SS service.....	172
11.4.1	Definitions.....	172
11.4.2	Service primitives.....	172
11.4.3	Parameter use	173
11.5	MAP_INTERROGATE_SS service	174
11.5.1	Definitions.....	174
11.5.2	Service primitives.....	174
11.5.3	Parameter use	174
11.6	MAP_INVOKE_SS service.....	176
11.6.1	Definitions.....	176
11.6.2	Service primitives.....	176
11.6.3	Parameter use	176
11.7	MAP_REGISTER_PASSWORD service.....	177
11.7.1	Definitions.....	177
11.7.2	Service primitives.....	177
11.7.3	Parameter use	177

11.8	MAP_GET_PASSWORD service	178
11.8.1	Definitions.....	178
11.8.2	Service primitives.....	178
11.8.3	Parameter use	178
11.9	MAP_PROCESS_UNSTRUCTURED_SS_REQUEST service	178
11.9.1	Definitions.....	178
11.9.2	Service primitives.....	179
11.9.3	Parameter use	179
11.10	MAP_UNSTRUCTURED_SS_REQUEST service	180
11.10.1	Definitions.....	180
11.10.2	Service primitives.....	180
11.10.3	Parameter use	180
11.11	MAP_UNSTRUCTURED_SS_NOTIFY service.....	181
11.11.1	Definitions.....	181
11.11.2	Service primitives.....	181
11.11.3	Parameter use	181
11.12	MAP_SS_INVOCATION_NOTIFY	182
11.12.1	Definition	182
11.12.2	Service primitives.....	182
11.12.3	Parameter use	182
11.13	MAP_REGISTER_CC_ENTRY service.....	183
11.13.1	Definition	183
11.13.2	Service primitives.....	183
11.13.3	Parameter use	183
11.14	MAP_ERASE_CC_ENTRY service	184
11.14.1	Definition	184
11.14.2	Service primitives.....	184
11.14.3	Parameter use	184
12	Short message service management services.....	185
12.1	MAP-SEND-ROUTING-INFO-FOR-SM service.....	185
12.1.1	Definition	185
12.1.2	Service primitives.....	186
12.1.3	Parameter use	186
12.2	MAP-MO-FORWARD-SHORT-MESSAGE service	187
12.2.1	Definition	187
12.2.2	Service primitives.....	187
12.2.3	Parameter use	188
12.3	MAP-REPORT-SM-DELIVERY-STATUS service	189
12.3.1	Definition	189
12.3.2	Service primitives.....	189
12.3.3	Parameter use	189
12.4	MAP-READY-FOR-SM service	190
12.4.1	Definition	190
12.4.2	Service primitives.....	190
12.4.3	Parameter use	191
12.5	MAP-ALERT-SERVICE-CENTRE service.....	191
12.5.1	Definition	191
12.5.2	Service primitives.....	191
12.5.3	Parameter use	192
12.6	MAP-INFORM-SERVICE-CENTRE service	192
12.6.1	Definition	192
12.6.2	Service primitives.....	192
12.6.3	Parameter use	192
12.7	MAP-SEND-INFO-FOR-MT-SMS service	193
12.7.1	Definition	193
12.7.2	Service primitives.....	193
12.7.3	Parameter use	193
12.8	MAP-SEND-INFO-FOR-MO-SMS service.....	194
12.8.1	Definition	194
12.8.2	Service primitives.....	194
12.8.3	Parameter use	194

12.9	MAP-MT-FORWARD-SHORT-MESSAGE service.....	195
12.9.1	Definition	195
12.9.2	Service primitives.....	195
12.9.3	Parameter use	195
13	Network-Requested PDP Context Activation services.....	196
13.1	MAP_SEND_ROUTING_INFO_FOR_GPRS service	196
13.1.1	Definition	196
13.1.2	Service primitives.....	196
13.1.3	Parameter definition and use	197
13.2	MAP_FAILURE_REPORT service	197
13.2.1	Definition	197
13.2.2	Service primitives.....	198
13.2.3	Parameter definition and use	198
13.3	MAP_NOTE_MS_PRESENT_FOR_GPRS service	198
13.3.1	Definition	198
13.3.2	Service primitives.....	199
13.3.3	Parameter definition and use	199
13A	Location Service Management Services.....	199
13A.1	MAP-SEND-ROUTING-INFO-FOR-LCS Service.....	199
13A.1.1	Definition	199
13A.1.2	Service Primitives	200
13A.1.3	Parameter Use	200
13A.2	MAP-PROVIDE-SUBSCRIBER-LOCATION Service.....	201
13A.2.1	Definition	201
13A.2.2	Service Primitives	201
13A.2.3	Parameter Definition and Use	201
13A.3	MAP-SUBSCRIBER-LOCATION-REPORT Service.....	203
13A.3.1	Definition	203
13A.3.2	Service Primitives	203
13A.3.3	Parameter Definition and Use	203
13A.4	Void	204
13A.4.1	Void.....	204
13A.4.2	Void.....	204
13A.4.3	Void.....	204
13A.5	Void	204
13A.5.1	Void.....	204
13A.5.2	Void.....	204
13A.5.3	Void.....	204
13A.6	Void	204
13A.6.1	Void.....	205
13A.6.2	Void.....	205
13A.6.3	Void.....	205
13A.7	Void	205
13A.7.1	Void.....	205
13A.7.2	Void.....	205
13A.7.3	Void.....	205
13A.8	Void	205
13A.8.1	Void.....	205
13A.8.2	Void.....	205
13A.8.3	Void.....	205
13A.9	Void	205
13A.9.1	Void.....	205
13A.9.2	Void.....	205
13A.9.3	Void.....	205
14	General.....	205
14.1	Overview.....	205
14.2	Underlying services	205
14.3	Model.....	206
14.4	Conventions	206

15	Elements of procedure	206
15.1	Dialogue establishment.....	206
15.1.1	Handling of unknown operations	207
15.1.2	Receipt of a MAP-OPEN request primitive	207
15.1.3	Receipt of a TC-BEGIN indication	208
15.1.4	Receipt of a MAP-OPEN response	210
15.1.5	Receipt of the first TC-CONTINUE ind.....	210
15.1.6	Receipt of a TC-END ind.....	210
15.1.7	Receipt of a TC-U-ABORT ind	211
15.1.8	Receipt of a TC-P-ABORT ind.....	211
15.2	Dialogue continuation.....	211
15.2.1	Sending entity.....	211
15.2.2	Receiving entity	211
15.3	Dialogue termination	212
15.3.1	Receipt of a MAP-CLOSE request	212
15.3.2	Receipt of a TC-END indication	212
15.4	User Abort	212
15.4.1	MAP-U-ABORT request.....	212
15.4.2	TC-U-ABORT ind	212
15.5	Provider Abort	212
15.5.1	MAP PM error situation.....	213
15.5.2	TC-P-ABORT ind	213
15.5.3	TC-U-ABORT ind	213
15.6	Procedures for MAP specific services	213
15.6.1	Service invocation.....	213
15.6.2	Service invocation receipt	214
15.6.3	Service response.....	214
15.6.4	Receipt of a response.....	215
15.6.4.1	Receipt of a TC-RESULT-NL indication.....	215
15.6.4.2	Receipt of a TC-RESULT-L indication.....	215
15.6.4.3	Receipt of a TC-U-ERROR indication	216
15.6.4.4	Receipt of a TC-INVOKE indication	216
15.6.4.5	Receipt of a TC-U-REJECT indication	216
15.6.4.6	Receipt of a TC-L-REJECT indication.....	216
15.6.4.7	Receipt of a TC-L-CANCEL indication.....	217
15.6.4.8	Receipt of a TC-NOTICE indication.....	217
15.6.5	Other events	217
15.6.5.1	Receipt of a TC-U-REJECT	217
15.6.5.2	Receipt of a TC-R-REJECT indication	218
15.6.5.3	Receipt of a TC-L-REJECT indication.....	218
15.6.6	Parameter checks.....	218
15.6.7	Returning state machines to idle	218
15.6.8	Load control	218
16	Mapping on to TC services.....	219
16.1	Dialogue control	219
16.1.1	Directly mapped parameters.....	219
16.1.2	Use of other parameters of dialogue handling primitives.....	219
16.1.2.1	Dialogue Id	219
16.1.2.2	Application-context-name	219
16.1.2.3	User information.....	219
16.1.2.4	Component present.....	219
16.1.2.5	Termination	219
16.1.2.6	P-Abort-Cause	219
16.1.2.7	Quality of service	220
16.2	Service specific procedures	220
16.2.1	Directly mapped parameters.....	220
16.2.2	Use of other parameters of component handling primitives.....	220
16.2.2.1	Dialogue Id	220
16.2.2.2	Class	220
16.2.2.3	Linked Id	221
16.2.2.4	Operation	221

16.2.2.5	Error	223
16.2.2.6	Parameters	223
16.2.2.7	Time out	223
16.2.2.8	Last component	223
16.2.2.9	Problem code	223
16.2.2.9.1	Mapping to MAP User Error	223
16.2.2.9.2	Mapping to MAP Provider Error parameter	224
16.2.2.9.3	Mapping to diagnostic parameter	224
16.3	SDL descriptions	225
17	Abstract syntax of the MAP protocol	251
17.1	General	251
17.1.1	Encoding rules	251
17.1.2	Use of TC	251
17.1.2.1	Use of Global Operation and Error codes defined outside MAP	252
17.1.3	Use of information elements defined outside MAP	252
17.1.4	Compatibility considerations	253
17.1.5	Structure of the Abstract Syntax of MAP	253
17.1.6	Application Contexts	255
17.2	Operation packages	256
17.2.1	General aspects	256
17.2.2	Packages specifications	257
17.2.2.1	Location updating	257
17.2.2.2	Location cancellation	257
17.2.2.3	Roaming number enquiry	258
17.2.2.4	Information retrieval	258
17.2.2.5	Inter-VLR information retrieval	258
17.2.2.6	IMSI retrieval	258
17.2.2.7	Call control transfer	259
17.2.2.8 - 17.2.2.9	Void	259
17.2.2.10	Interrogation	259
17.2.2.11	Void	259
17.2.2.12	Handover Control	259
17.2.2.13	Subscriber Data management stand alone	259
17.2.2.14	Equipment management	260
17.2.2.15	Subscriber data management	260
17.2.2.16	Location register restart	260
17.2.2.17	Tracing stand-alone	260
17.2.2.18	Functional SS handling	261
17.2.2.19	Tracing	261
17.2.2.20	Binding	261
17.2.2.21	Unstructured SS handling	261
17.2.2.22	MO Short message relay services	262
17.2.2.23	Short message gateway services	262
17.2.2.24	MT Short message relay services	262
17.2.2.25	Void	263
17.2.2.26	Message waiting data management	263
17.2.2.27	Alerting	263
17.2.2.28	Data restoration	263
17.2.2.29	Purging	263
17.2.2.30	Subscriber information enquiry	264
17.2.2.31	Any time information enquiry	264
17.2.2.32	Group Call Control	264
17.2.2.33	Provide SIWFS number	264
17.2.2.34	SIWFS Signalling Modify	264
17.2.2.35	Gprs location updating	265
17.2.2.36	Gprs Interrogation	265
17.2.2.37	Failure reporting	265
17.2.2.38	GPRS notifying	265
17.2.2.39	Supplementary Service invocation notification	265
17.2.2.40	Set Reporting State	266
17.2.2.41	Status Report	266

17.2.2.42	Remote User Free	266
17.2.2.43	Call Completion.....	266
17.2.2.44	Location service gateway services.....	266
17.2.2.45	Location service enquiry	266
17.2.2.46	Void.....	267
17.2.2.47	Void.....	267
17.2.2.48	Void.....	267
17.2.2.49	IST Alerting.....	267
17.2.2.50	Service Termination	267
17.2.2.51	Mobility Management event notification	267
17.2.2.53	Subscriber Data modification notification.....	268
17.2.2.54	Authentication Failure Report	268
17.3	Application contexts	268
17.3.1	General aspects.....	268
17.3.2	Application context definitions	269
17.3.2.1	Void.....	269
17.3.2.2	Location Updating	269
17.3.2.3	Location Cancellation.....	269
17.3.2.4	Roaming number enquiry	270
17.3.2.5	Void.....	270
17.3.2.6	Location Information Retrieval	270
17.3.2.7	Call control transfer.....	270
17.3.2.8 - 17.3.2.10	Void.....	270
17.3.2.11	Location registers restart	270
17.3.2.12	Handover control	271
17.3.2.13	IMSI Retrieval	271
17.3.2.14	Equipment Management.....	271
17.3.2.15	Information retrieval.....	271
17.3.2.16	Inter-VLR information retrieval	272
17.3.2.17	Stand Alone Subscriber Data Management	272
17.3.2.18	Tracing.....	272
17.3.2.19	Network functional SS handling.....	273
17.3.2.20	Network unstructured SS handling	273
17.3.2.21	Short Message Gateway	273
17.3.2.22	Mobile originating Short Message Relay	274
17.3.2.23	Void.....	274
17.3.2.24	Short message alert.....	274
17.3.2.25	Short message waiting data management	274
17.3.2.26	Mobile terminating Short Message Relay	275
17.3.2.27	MS purging.....	275
17.3.2.28	Subscriber information enquiry	275
17.3.2.29	Any time information enquiry	275
17.3.2.30	Group Call Control.....	276
17.3.2.31	Provide SIWFS Number.....	276
17.3.2.32	Gprs Location Updating	276
17.3.2.33	Gprs Location Information Retrieval.....	276
17.3.2.34	Failure Reporting.....	276
17.3.2.35	GPRS Notifying.....	277
17.3.2.36	Supplementary Service invocation notification	277
17.3.2.37	Reporting	277
17.3.2.38	Call Completion.....	277
17.3.2.39	Location Service Gateway	278
17.3.2.40	Location Service Enquiry	278
17.3.2.41	Void.....	278
17.3.2.42	Void.....	278
17.3.2.43	Void.....	278
17.3.2.44	IST Alerting.....	278
17.3.2.45	Service Termination	278
17.3.2.46	Mobility Management event notification	278
17.3.2.48	Subscriber Data modification notification.....	279
17.3.2.49	Authentication Failure Report	279
17.3.3	ASN.1 Module for application-context-names.....	279

17.4	MAP Dialogue Information	282
17.5	MAP operation and error codes	284
17.6	MAP operation and error types.....	290
17.6.1	Mobile Service Operations.....	290
17.6.2	Operation and Maintenance Operations	296
17.6.3	Call Handling Operations.....	297
17.6.4	Supplementary service operations.....	300
17.6.5	Short message service operations.....	304
17.6.6	Errors.....	306
17.6.7	Group Call operations	312
17.6.8	Location service operations.....	313
17.7	MAP constants and data types	314
17.7.1	Mobile Service data types	314
17.7.2	Operation and maintenance data types	339
17.7.3	Call handling data types	340
17.7.4	Supplementary service data types	346
17.7.5	Supplementary service codes	351
17.7.6	Short message data types.....	353
17.7.7	Error data types	356
17.7.8	Common data types.....	362
17.7.9	Teleservice Codes	368
17.7.10	Bearer Service Codes	369
17.7.11	Extension data types.....	371
17.7.12	Group Call data types.....	372
17.7.13	Location service data types	373
18	General on MAP user procedures	378
18.1	Introduction.....	378
18.2	Common aspects of user procedure descriptions	378
18.2.1	General conventions.....	378
18.2.2	Naming conventions.....	378
18.2.3	Convention on primitives parameters.....	380
18.2.3.1	Open service	380
18.2.3.2	Close service.....	380
18.2.4	Version handling at dialogue establishment.....	380
18.2.4.1	Behaviour at the initiating side	380
18.2.4.2	Behaviour at the responding side.....	380
18.2.5	Abort Handling.....	380
18.2.6	SDL conventions	380
18.3	Interaction between MAP Provider and MAP Users	381
19	Mobility procedures.....	381
19.1	Location management Procedures	381
19.1.1	Location updating.....	384
19.1.1.1	General	384
19.1.1.3	Detailed procedure in the VLR.....	390
19.1.1.4	Detailed procedure in the HLR.....	399
19.1.1.5	Send Identification.....	409
19.1.1.5.1	General.....	409
19.1.1.5.2	Detailed procedure in the VLR	409
19.1.1.5.3	Detailed procedure in the PVLR	409
19.1.1.6	Process Update Location VLR	414
19.1.1.8	Detailed procedure in the SGSN.....	416
19.1.2	Location Cancellation	419
19.1.2.1	General	419
19.1.2.2	Detailed procedure in the HLR.....	419
19.1.2.3	Detailed procedure in the VLR.....	420
19.1.2.4	Detailed procedure in the SGSN.....	423
19.1.3	Void.....	427
19.1.3.1	Void.....	427
19.1.3.2	Void.....	427
19.1.3.3	Void.....	427

19.1.4	Purge MS.....	427
19.1.4.1	General	427
19.1.4.2	Void	427
19.1.4.3	Void	427
19.1.4.4	Detailed procedure in the SGSN.....	427
19.2	Handover procedure.....	434
19.2.1	General	435
19.2.2	Handover procedure in MSC-A	438
19.2.2.1	Basic handover	438
19.2.2.2	Handling of access signalling.....	438
19.2.2.3	Other procedures in stable handover situation.....	438
19.2.2.4	Subsequent handover.....	438
19.2.2.5	SDL Diagrams	439
19.2.3	Handover procedure in MSC-B.....	453
19.2.3.1	Basic handover	453
19.2.3.2	Allocation of handover number.....	453
19.2.3.3	Handling of access signalling	453
19.2.3.4	Other procedures in stable handover situation.....	453
19.2.3.5	Subsequent handover.....	453
19.2.3.6	SDL Diagrams	454
19.2.4	Handover error handling macro	466
19.2.5	Handover procedure in VLR	468
19.2.5.1	Allocation of handover number.....	468
19.2.5.2	SDL Diagrams	468
19.3	Fault recovery procedures.....	471
19.3.1	VLR fault recovery procedures	471
19.3.2	HLR fault recovery procedures	473
19.3.3	VLR restoration: the restore data procedure in the HLR.....	481
19.4	Macro Insert_SubData_Framed_HLR.....	483
19.5	Mobility Management Event notification procedure	487
19.5.1	General.....	487
19.5.2	Process in the VLR.....	487
19.5.3	Process in the gsmSCF.....	489
20	Operation and maintenance procedures	490
20.1	General.....	490
20.1.1	Tracing Co-ordinator for the VLR	491
20.1.2	Subscriber Data Management Co-ordinator for the VLR.....	493
20.1.3	Tracing Co-ordinator for the SGSN	495
20.1.4	Subscriber Data Management Co-ordinator for the SGSN	497
20.2	Tracing procedures	499
20.2.1	Procedures in the HLR	502
20.2.1.1	Subscriber tracing activation procedure	502
20.2.1.2	Subscriber tracing deactivation procedure.....	507
20.2.2	Procedures in the VLR	512
20.2.2.1	Subscriber tracing activation procedure	512
20.2.2.2	Subscriber tracing deactivation procedure.....	514
20.2.2.3	Subscriber tracing procedure	516
20.2.3	Procedures in the MSC.....	516
20.2.3.1	Subscriber tracing procedure	516
20.2.4	Procedures in the SGSN	516
20.2.4.1	Subscriber tracing activation procedure	516
20.2.4.2	Subscriber tracing deactivation procedure in SGSN	516
20.3	Subscriber data management procedures.....	519
20.3.1	Procedures in the HLR	520
20.3.1.1	Subscriber deletion procedure	520
20.3.1.2	Subscriber data modification procedure	522
20.3.2	Procedures in the VLR	527
20.3.2.1	Subscriber deletion procedure	527
20.3.2.2	Subscriber data modification procedure	527
20.3.3	Procedures in the SGSN	530
20.3.3.1	Subscriber deletion procedure	530

20.3.3.2	Subscriber data modification procedure	530
20.4	Subscriber Identity procedure	533
20.4.1	Subscriber identity procedure in the HLR	533
20.4.2	Subscriber identity procedure in the VLR	535
21	Call handling procedures	537
21.1	General	537
21.2	Retrieval of routing information	538
21.2.1	General	538
21.2.2	Process in the GMSC	539
21.2.3	Procedures in the HLR	543
21.2.4	Process in the VLR to provide a roaming number	549
21.2.5	Process in the VLR to restore subscriber data	551
21.2.6	Process in the VLR to provide subscriber information	553
21.2.7	Process in the HLR for Any Time Interrogation	555
21.2.7.1	Process in the gsmSCF	555
21.2.7.2	Process in the HLR	555
21.2.8	Process in the GMLC for Any Time Interrogation	559
21.2.8.1	Process in the gsmSCF	559
21.2.8.2	Process in the GMLC	559
21.3	Transfer of call handling	562
21.3.1	General	562
21.3.2	Process in the VMSC	562
21.3.3	Process in the GMSC	565
21.4	Inter MSC Group Call Procedures	566
21.4.1	General	566
21.4.2	Process in the Anchor MSC	567
21.4.3	Process in the Relay MSC	573
21.5	Allocation and modifications of resources in an SIWFS	578
21.5.1	General	578
21.5.2	Process in the VMSC	582
21.5.2.1	Allocation of SIWFS resources	582
21.5.2.2	Modification of SIWFS resources initiated by the user	583
21.5.2.3	Modification of SIWFS resources initiated by the SIWFS	583
21.5.3	Process in the SIWFS	591
21.5.3.1	Procedures for allocation of SIWFS resources	591
21.5.3.2	Process for modification of SIWFS resources initiated by the user	592
21.5.3.3	Process for modification of SIWFS resources initiated by the SIWFS	592
21.6	Setting of Reporting State	598
21.6.1	General	598
21.6.2	Process in the HLR for Set Reporting State stand-alone	598
21.6.3	Reporting co-ordinator process in the VLR	601
21.6.4	Process in the VLR to set the reporting state	603
21.7	Status Reporting	606
21.7.1	General	606
21.7.2	Process in the VLR for Status Reporting	607
21.7.3	Process in the HLR for Status Reporting	610
21.8	Remote User Free	615
21.8.1	General	615
21.8.2	Process in the HLR for Remote User Free	615
21.8.3	Process in the VLR for Remote User Free	618
21.9	IST Alert	621
21.9.1	General	621
21.9.2	Procedure in the MSC	621
21.9.3	Procedure in the HLR	624
21.10	IST Command	626
21.10.1	General	626
21.10.2	Procedure in the HLR	626
21.10.3	Procedure in the MSC	629
22	Supplementary services procedures	631
22.1	Functional supplementary service processes	631

22.1.1	Functional supplementary service process co-ordinator for MSC.....	631
22.1.2	Functional supplementary service process co-ordinator for VLR.....	633
22.1.3	Functional supplementary service process co-ordinator for HLR.....	636
22.1.4	Call completion supplementary service process co-ordinator for HLR.....	639
22.2	Registration procedure.....	641
22.2.1	General.....	641
22.2.2	Procedures in the MSC.....	641
22.2.3	Procedures in the VLR.....	644
22.2.4	Procedures in the HLR.....	647
22.3	Erasure procedure.....	650
22.3.1	General.....	650
22.3.2	Procedures in the MSC.....	650
22.3.3	Procedures in the VLR.....	651
22.3.4	Procedures in the HLR.....	651
22.4	Activation procedure.....	651
22.4.1	General.....	651
22.4.2	Procedures in the MSC.....	652
22.4.3	Procedures in the VLR.....	654
22.4.4	Procedures in the HLR.....	657
22.5	Deactivation procedure.....	660
22.5.1	General.....	660
22.5.2	Procedures in the MSC.....	661
22.5.3	Procedures in the VLR.....	661
22.5.4	Procedures in the HLR.....	661
22.6	Interrogation procedure.....	661
22.6.1	General.....	661
22.6.2	Procedures in the MSC.....	662
22.6.3	Procedures in the VLR.....	662
22.6.4	Procedures in the HLR.....	667
22.7	Invocation procedure.....	669
22.7.1	General.....	669
22.7.2	Procedures in the MSC.....	669
22.7.3	Procedures in the VLR.....	672
22.8	Password registration procedure.....	675
22.8.1	General.....	675
22.8.2	Procedures in the MSC.....	676
22.8.3	Procedures in the VLR.....	676
22.8.4	Procedures in the HLR.....	676
22.9	Mobile Initiated USSD procedure.....	679
22.9.1	General.....	679
22.9.2	Procedures in the MSC.....	679
22.9.3	Procedures in the VLR.....	683
22.9.4	Procedures in the HLR.....	688
22.10	Network initiated USSD procedure.....	692
22.10.1	General.....	692
22.10.2	Procedure in the MSC.....	693
22.10.3	Procedure in the VLR.....	698
22.10.4	Procedure in the HLR.....	705
22.11	Common macros for clause 22.....	711
22.11.1	SS Password handling macros.....	712
22.11.2	SS Error handling macros.....	715
22.12	Supplementary Service Invocation Notification procedure.....	721
22.12.1	General.....	721
22.12.2	Procedures in the MSC.....	721
22.12.3	Procedures in the gsmSCF.....	723
22.13	Activation of a CCBS request.....	725
22.13.1	General.....	725
22.13.2	Procedure in the VLR.....	725
22.13.3	Procedure in the HLR.....	728
22.14	Deactivation of a CCBS request.....	730
22.14.1	General.....	730
22.14.2	Procedure in the VLR.....	730

22.14.3	Procedure in the HLR.....	733
23	Short message service procedures	735
23.1	General.....	735
23.1.1	Mobile originated short message service Co-ordinator for the MSC	735
23.1.2	Short message Gateway Co-ordinator for the HLR.....	737
23.1.3	Mobile originated short message service Co-ordinator for the SGSN	739
23.2	The mobile originated short message transfer procedure	741
23.2.1	Procedure in the servicing MSC.....	742
23.2.2	Procedure in the VLR.....	746
23.2.3	Procedure in the interworking MSC.....	748
23.2.4	Procedure in the servicing SGSN.....	751
23.3	The mobile terminated short message transfer procedure.....	754
23.3.1	Procedure in the Servicing MSC.....	757
23.3.2	Procedures in the VLR	766
23.3.3	Procedures in the HLR	770
23.3.4	Procedures in the gateway MSC	779
23.3.5	Procedure in the Servicing SGSN	789
23.4	The Short Message Alert procedure	797
23.4.1	Procedures in the Servicing MSC	799
23.4.2	Procedures in the VLR.....	801
23.4.2.1	The Mobile Subscriber is present	801
23.4.2.2	The Mobile Equipment has memory available.....	801
23.4.3	Procedures in the HLR	803
23.4.4	Procedures in the Interworking MSC.....	806
23.4.5	Procedures in the Servicing SGSN.....	808
23.4.5.1	The Mobile Subscriber is present	808
23.4.5.2	The Mobile Equipment has memory available.....	808
23.5	The SM delivery status report procedure.....	810
23.5.1	Procedures in the HLR.....	810
23.5.2	Procedures in the gateway MSC	812
23.6	Common procedures for the short message clause	814
23.6.1	The macro Report_SM_Delivery_Stat_HLR.....	814
24	GPRS process description.....	816
24.1	General.....	816
24.1.1	Process in the HLR for Send Routing Information for GPRS.....	816
24.1.2	Process in the GGSN for Send Routing Information for GPRS.....	819
24.2.1	Process in the HLR for Failure Report.....	821
24.2.2	Process in the GGSN for Failure Report.....	824
24.3.1	Process in the GGSN for Note Ms Present For Gprs	826
24.3.2	Process in the HLR for Note Ms Present For Gprs	829
24A	CSE control of subscriber data	831
24A.1	Any Time Subscription Interrogation procedure	831
24A.1.1	General	831
24A.1.2	Process in the gsmSCF.....	831
24A.1.3	Process in the HLR.....	831
24A.2	Any Time Modification procedure	834
24A.2.1	General	834
24A.2.2	Process in the gsmSCF.....	834
24A.2.3	Process in the HLR.....	834
24A.3	Subscriber Data Modification Notification procedure.....	837
24A.3.1	General	837
24A.3.2	Processes in the MAP Entities.....	838
24A.3.2.1	Process in the HLR.....	838
24A.3.2.2	Process in the gsmSCF	839
25	General macro description	840
25.1	MAP open macros	840
25.1.1	Macro Receive_Open_Ind.....	840
25.1.2	Macro Receive_Open_Cnf.....	840
25.2	Macros to check the content of indication and confirmation primitives.....	845

25.2.1	Macro Check_Indication	845
25.2.2	Macro Check_Confirmation	845
25.3	The page and search macros	848
25.3.1	Macro PAGE_MSC	848
25.3.2	Macro Search_For_MS_MSC	849
25.4	Macros for handling an Access Request	852
25.4.1	Macro Process_Access_Request_MSC	852
25.4.2	Macro Process_Access_Request_VLR	857
25.4.3	Macro Identification Procedure	859
25.5	Authentication macros and processes	864
25.5.1	Macro Authenticate_MSC	864
25.5.2	Macro Authenticate_VLR	864
25.5.3	Process Obtain_Authentication_Sets_VLR	864
25.5.4	Macro Obtain_Authent_Para_VLR	865
25.5.5	Process Obtain_Auth_Sets_HLR	865
25.5.6	Process Obtain_Authent_Para_SGSN	875
25.5.7	Process Authentication_Failure_Report	878
25.5.7.1	General	878
25.5.7.2	Process in the VLR	880
25.5.7.3	Process in the SGSN	881
25.5.7.4	Process in the HLR	882
25.6	IMEI Handling Macros	882
25.6.1	Macro Check_IMEI_MSC	883
25.6.2	Macro Check_IMEI_VLR	883
25.6.3	Process Check_IMEI_EIR	884
25.6.4	Macro Obtain_IMEI_MSC	884
25.6.5	Macro Obtain_IMEI_VLR	884
25.6.6	Process Check_IMEI_SGSN	891
25.7	Insert Subscriber Data Macros	894
25.7.1	Macro Insert_Subs_Data_VLR	894
25.7.2	Process Insert_Subs_Data_Stand_Alone_HLR	896
25.7.3	Macro Wait_for_Insert_Subs_Data_Cnf	902
25.7.4	Process Send_Insert_Subs_Data	904
25.7.5	Macro Insert_Subs_Data_SGSN	906
25.7.6	Macro Wait_for_Insert_GPRS_Subs_Data_Cnf	908
25.8	Request IMSI Macros	910
25.8.1	Macro Obtain_IMSI_MSC	910
25.8.2	Macro Obtain_IMSI_VLR	912
25.9	Tracing macros	914
25.9.1	Macro Trace_Subscriber_Activity_MSC	914
25.9.2	Macro Trace_Subscriber_Activity_VLR	916
25.9.3	Macro Activate_Tracing_VLR	918
25.9.4	Macro Control_Tracing_HLR	920
25.9.5	Macro Trace_Subscriber_Activity_SGSN	923
25.9.6	Macro Activate_Tracing_SGSN	925
25.10	Short Message Alert procedures	927
25.10.1	Subscriber_Present_VLR process	927
25.10.2	Macro Alert_Service_Centre_HLR	929
25.10.3	The Mobile Subscriber is present	932

Annex A (informative):	Cross-reference for abstract syntaxes of MAP	934
Annex B (informative):	Fully expanded ASN.1 sources for abstract syntaxes of MAP	1141
B.1	Fully Expanded ASN.1 Source of MAP-Protocol/TCAPMessages	1141
B.2	Fully Expanded ASN.1 Source of MAP-DialogueInformation	1232
Annex C (informative):	Formal protocol incompatibilities between versions 1 & 2 of MAP	1237
C.1	Introduction.....	1237
C.2	Deletion of operations and errors.....	1237
C.2.1	Deletion of operation DeregisterMobileSubscriber	1237
C.2.2	Deletion of operation RegisterChargingInfo.....	1237
C.2.3	Deletion of operation ForwardSS-Notification.....	1237
C.2.4	Deletion of operations used only on the B-interface.....	1237
C.2.5	Deletion of error InsufficientBearerCapabilities.....	1237
C.3	Deletion of errors for operations.....	1238
C.3.1	Error NegativePW-Check for operation RegisterSS	1238
C.3.2	Error NegativePW-Check for operation EraseSS	1238
C.3.3	Error NegativePW-Check for operation InterrogateSS.....	1238
C.3.4	Error CUG-Reject for operation SendRoutingInfoForSM.....	1238
C.4	Changes to definitions of data types	1238
C.4.1	CUG-Feature.....	1238
C.4.2	CUG-FeatureList	1238
C.4.3	CUG-Info.....	1238
C.4.4	CUG-RejectCause.....	1238
C.4.5	IMSI.....	1239
C.4.6	ISDN-AddressString	1239
C.4.7	Password	1239
C.4.8	RequestParameter	1239
C.4.9	RequestParameterList	1239
C.4.10	SentParameter.....	1239
C.4.11	SentParameterList.....	1239
C.4.12	SS-Data	1239
C.4.13	SS-Info.....	1239
C.4.14	SS-InfoList.....	1240
C.4.15	SS-SubscriptionOption	1240
C.4.16	SubscriberData.....	1240
C.5	Changes to parameters of errors	1240
C.5.1	CUG-Reject	1240
C.5.2	SS-SubscriptionViolation	1240
C.6	Changes to parameters of operations	1241
C.6.1	InsertSubscriberData.....	1241
C.6.2	RegisterSS.....	1241
C.6.3	SendParameters.....	1241
C.6.4	SendRoutingInfoForSM.....	1241
C.7	Changes to results of operations	1241
C.7.1	ActivateSS	1241
C.7.2	DeactivateSS.....	1242
C.7.3	EraseSS.....	1242
C.7.4	GetPassword	1242
C.7.5	InterrogateSS	1242
C.7.6	RegisterSS.....	1242
C.7.7	SendParameters.....	1243
C.7.8	SendRoutingInfoForSM.....	1243
C.8	Changes to errors of operations	1243
C.8.1	ActivateSS	1243
C.8.2	DeactivateSS.....	1243

C.8.3 EraseSS 1243
C.8.4 RegisterSS..... 1244
C.8.5 SendRoutingInfo..... 1244

Annex D (informative): Clause mapping table..... 1245

D.1 Mapping of Clause numbers 1245

Annex E (informative): Change History 1246

Foreword

This Technical Specification (TS) has been produced by the 3rd Generation Partnership Project (3GPP).

The present document specifies the Mobile Application Part (MAP), the requirements for the signalling system and procedures within the 3GPP system at application level.

The contents of the present document are subject to continuing work within the TSG and may change following formal TSG approval. Should the TSG modify the contents of the present document, it will be re-released by the TSG with an identifying change of release date and an increase in version number as follows:

Version x.y.z

where:

- x the first digit:
 - 1 presented to TSG for information;
 - 2 presented to TSG for approval;
 - 3 or greater indicates TSG approved document under change control.
- y the second digit is incremented for all changes of substance, i.e. technical enhancements, corrections, updates, etc.
- z the third digit is incremented when editorial only changes have been incorporated in the document.

1 Scope

It is necessary to transfer between entities of a Public Land Mobile Network (PLMN) information specific to the PLMN in order to deal with the specific behaviour of roaming Mobile Stations (MS)s. The Signalling System No. 7 specified by CCITT is used to transfer this information.

The present document describes the requirements for the signalling system and the procedures needed at the application level in order to fulfil these signalling needs.

Clauses 1 to 6 are related to general aspects such as terminology, mobile network configuration and other protocols required by MAP.

MAP consists of a set of MAP services that are provided to MAP service-users by a MAP service-provider.

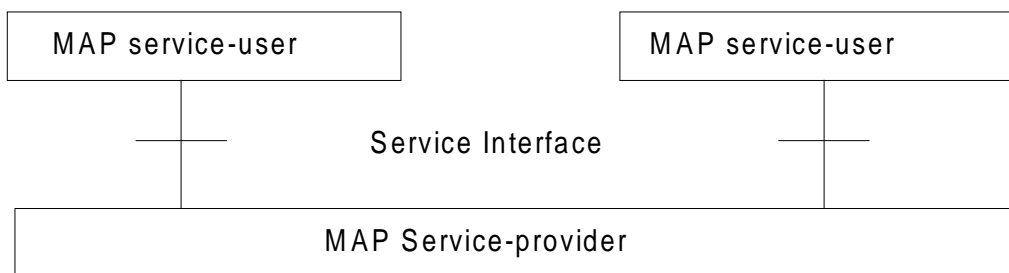


Figure 1.1/1: Modelling principles

Clauses 7 to 13A of the present document describe the MAP services.

Clauses 14 to 17 define the MAP protocol specification and the behaviour of service provider (protocol elements to be used to provide MAP services, mapping on to TC service primitives, abstract syntaxes, etc.).

Clauses 18 to 25 describe the MAP user procedures that make use of MAP services.

2 References

The following documents contain provisions which, through reference in this text, constitute provisions of the present document.

- References are either specific (identified by date of publication, edition number, version number, etc.) or non-specific.
- For a specific reference, subsequent revisions do not apply.
- For a non-specific reference, the latest version applies.

- [1] 3G TS 21.905: "3G Vocabulary".
- [2] GSM 02.01: "Digital cellular telecommunications system (Phase 2+); Principles of telecommunication services supported by a GSM Public Land Mobile Network (PLMN)".
- [3] 3G TS 22.002: "Bearer Services Supported by a GSM Public Land Mobile Network (PLMN)".
- [4] GSM 02.03: "Digital cellular telecommunications system (Phase 2+); Teleservices Supported by a GSM Public Land Mobile Network (PLMN)".
- [5] 3G TS 22.004: "General on Supplementary Services".
- [6] GSM 02.09: "Digital cellular telecommunications system (Phase 2+); Security aspects".

- [7] 3G TS 22.016: "International Mobile station Equipment Identities (IMEI)".
- [8] 3G TS 22.041: "Operator Determined Barring".
- [9] 3G TS 22.081: "Line identification supplementary services - Stage 1".
- [10] 3G TS 22.082: "Call Forwarding (CF) supplementary services - Stage 1".
- [11] 3G TS 22.083: "Call Waiting (CW) and Call Hold (HOLD) Supplementary Services - Stage 1".
- [12] 3G TS 22.084: "Multi Party (MPTY) Supplementary Services - Stage 1".
- [13] 3G TS 22.085: "Closed User Group (CUG) supplementary services - Stage 1".
- [14] 3G TS 22.086: "Advice of charge (AoC) Supplementary Services - Stage 1".
- [15] 3G TS 22.088: "Call Barring (CB) supplementary services - Stage 1".
- [16] 3G TS 22.090: "Unstructured Supplementary Service Data (USSD); - Stage 1".
- [17] 3G TS 23.003: "Numbering, addressing and identification".
- [18] GSM 03.04: "Digital cellular telecommunications system (Phase 2+); Signalling requirements relating to routing of calls to mobile subscribers".
- [19] 3G TS 23.007: "Restoration procedures".
- [20] 3G TS 23.008: "Organisation of subscriber data".
- [21] 3G TS 23.009: "Handover procedures".
- [22] 3G TS 23.011: "Technical realization of Supplementary Services - General Aspects".
- [23] 3G TS 23.012: "Location registration procedures".
- [24] GSM 03.20: "Digital cellular telecommunications system (Phase 2+); Security related network functions".
- [25] 3G TS 23.038: "Alphabets and language".
- [26] 3G TS 23.040: "Technical realization of the Short Message Service (SMS) Point to Point (PP)".
- [26a] GSM 03.71: "Digital cellular telecommunications system (Phase 2+); Location Services (LCS); Functional Description; Stage 2".
- [27] 3G TS 23.081: "Line Identification Supplementary Services - Stage 2".
- [28] 3G TS 23.082: "Call Forwarding (CF) Supplementary Services - Stage 2".
- [29] 3G TS 23.083: "Call Waiting (CW) and Call Hold (HOLD) Supplementary Services - Stage 2".
- [30] 3G TS 23.084: "Multi Party (MPTY) Supplementary Services - Stage 2".

- [31] 3G TS 23.085: "Closed User Group (CUG) Supplementary Services - Stage 2".
- [32] 3G TS 23.086: "Advice of Charge (AoC) Supplementary Services - Stage 2".
- [33] 3G TS 23.088: "Call Barring (CB) Supplementary Services - Stage 2".
- [34] 3G TS 23.090: "Unstructured Supplementary Services Data (USSD) - Stage 2".
- [35] 3G TS 24.008: "Mobile Radio Interface Layer 3 specification; Core Network Protocols - Stage 3".
- [36] 3G TS 24.010: "Mobile radio interface layer 3 Supplementary Services specification - General aspects".
- [37] 3G TS 24.011: "Point-to-Point (PP) Short Message Service (SMS) support on mobile radio interface".
- [37a] GSM 04.71: "Digital cellular telecommunications system (Phase 2+); Mobile radio interface layer 3 location services specification".
- [38] 3G TS 24.080: "Mobile radio interface layer 3 supplementary services specification - Formats and coding".
- [39] 3G TS 24.081: "Line identification supplementary services - Stage 3".
- [40] 3G TS 24.082: "Call Forwarding (CF) Supplementary Services - Stage 3".
- [41] 3G TS 24.083: "Call Waiting (CW) and Call Hold (HOLD) supplementary services - Stage 3".
- [42] 3G TS 24.084: "Multi Party (MPTY) Supplementary Services - Stage 3".
- [43] 3G TS 24.085: "Closed User Group (CUG) Supplementary Services - Stage 3".
- [44] 3G TS 24.086: "Advice of Charge (AoC) Supplementary Services - Stage 3".
- [45] 3G TS 24.088: "Call Barring (CB) Supplementary Services - Stage 3".
- [46] 3G TS 24.090: "Unstructured Supplementary Services Data - Stage 3".
- [47] GSM 08.02: "Digital cellular telecommunications system (Phase 2+); Base Station System - Mobile-services Switching Centre (BSS - MSC) interface principles".
- [48] GSM 08.06: "Digital cellular telecommunications system (Phase 2+); Signalling transport mechanism specification for the Base Station System - Mobile-services Switching Centre (BSS - MSC) interface".
- [49] GSM 08.08: "Digital cellular telecommunications system (Phase 2+); Mobile Switching Centre - Base Station System (MSC - BSS) interface Layer 3 specification".
- [49a] GSM 08.08: "Digital cellular telecommunications system (Phase 2+); Mobile Switching Centre - Base Station System (MSC - BSS) interface Layer 3 specification".

- [49a1] GSM 08.31: "Digital cellular telecommunications system (Phase 2+); Location Services (LCS); Serving Mobile Location Centre (SMLC) – Serving Mobile Location Centre (SMLC); SMLC Peer Protocol (SMLCPP)".
- [49b] GSM 08.71: "Digital cellular telecommunications system (Phase 2+); Location Services (LCS); Serving Mobile Location Centre - Base Station System (SMLC - BSS) interface Layer 3 specification".
- [50] GSM 09.01: "Digital cellular telecommunications system (Phase 2+); General network interworking scenarios".
- [51] 3G TS 29.002: "Mobile Application Part (MAP) specification".
- [52] GSM 09.03: "Digital cellular telecommunications system (Phase 2+); Signalling requirements on interworking between the Integrated Services Digital Network (ISDN) or Public Switched Telephone Network (PSTN) and the Public Land Mobile Network (PLMN)".
- [53] GSM 09.04: "Digital cellular telecommunications system (Phase 2+); Interworking between the Public Land Mobile Network (PLMN) and the Circuit Switched Public Data Network (CSPDN)".
- [54] GSM 09.05: "Digital cellular telecommunications system (Phase 2+); Interworking between the Public Land Mobile Network (PLMN) and the Packet Switched Public Data Network (PSPDN) for Packet Assembly/Disassembly facility (PAD) access".
- [55] 3G TS 29.006: "Interworking between a Public Land Mobile Network (PLMN) and a Packet Switched Public Data Network/Integrated Services Digital Network (PSPDN/ISDN) for the support of Packet Switched data transmission services".
- [56] 3G TS 29.007: "Digital cellular telecommunications system (Phase 2+); General requirements on interworking between the Public Land Mobile Network (PLMN) and the Integrated Services Digital Network (ISDN) or Public Switched Telephone Network (PSTN)".
- [57] GSM 09.08: "Digital cellular telecommunications system (Phase 2+); Application of the Base Station System Application Part (BSSAP) on the E-interface".
- [58] 3G TS 29.010: "Information element mapping between Mobile Station - Base Station System and BSS - Mobile-services Switching Centre (MS - BSS - MSC) Signalling procedures and the Mobile Application Part (MAP)".
- [59] 3G TS 29.011: "Signalling interworking for Supplementary Services".
- [59a] GSM 09.31: "Digital cellular telecommunications system (Phase 2+); Location Services (LCS); Base Station System Application Part LCS Extension (BSSAP-LE)".
- [60] GSM 09.90: "Digital cellular telecommunications system (Phase 2+); Interworking between Phase 1 infrastructure and Phase 2 Mobile Stations (MS)".
- [61] GSM 12.08: "Digital cellular telecommunications system (Phase 2); Subscriber and Equipment Trace".
- [62] ETS 300 102-1 (1990): "Integrated Services Digital Network (ISDN); User-network interface layer 3 specifications for basic call control".
- [63] ETS 300 136 (1992): "Integrated Services Digital Network (ISDN); Closed User Group (CUG) supplementary service description".

- [64] ETS 300 138 (1992): "Integrated Services Digital Network (ISDN); Closed User Group (CUG) supplementary service Digital Subscriber Signalling System No.one (DSS1) protocol".
- [65] ETS 300 287: "Integrated Services Digital Network (ISDN); Signalling System No.7; Transaction Capabilities (TC) version 2".
- [66] ETR 060: "Signalling Protocols and Switching (SPS); Guide-lines for using Abstract Syntax Notation One (ASN.1) in telecommunication application protocols".
- [67] ITU-T Recommendation E.164: "Numbering plan for the ISDN era".
- [68] ITU-T Recommendation E.212: "Identification plan for land mobile stations".
- [69] ITU-T Recommendation E.213: "Telephone and ISDN numbering plan for land mobile stations".
- [70] ITU-T Recommendation E.214: "Structuring of the land mobile global title for the signalling connection control part".
- [71] CCITT Recommendation Q.699: "Interworking between the Digital Subscriber Signalling System Layer 3 protocol and the Signalling System No.7 ISDN User part".
- [72] ITU-T Recommendation Q.711: "Specifications of Signalling System No.7; Functional description of the Signalling Connection Control Part".
- [73] ITU-T Recommendation Q.712: "Definition and function of SCCP messages".
- [74] ITU-T Recommendation Q.713: "Specifications of Signalling System No.7; SCCP formats and codes".
- [75] ITU-T Recommendation Q.714: "Specifications of Signalling System No.7; Signalling Connection Control Part procedures".
- [76] ITU-T Recommendation Q.716: "Specifications of Signalling System No.7; Signalling connection control part (SCCP) performances".
- [77] ITU-T Recommendation Q.721 (1988): "Specifications of Signalling System No.7; Functional description of the Signalling System No.7 Telephone user part".
- [78] ITU-T Recommendation Q.722 (1988): "Specifications of Signalling System No.7; General function of Telephone messages and signals".
- [79] ITU-T Recommendation Q.723 (1988): "Specifications of Signalling System No.7; Formats and codes".
- [80] ITU-T Recommendation Q.724 (1988): "Specifications of Signalling System No.7; Signalling procedures".
- [81] ITU-T Recommendation Q.725 (1988): "Specifications of Signalling System No.7; Signalling performance in the telephone application".
- [82] ITU-T Recommendation Q.761 (1988): "Specifications of Signalling System No.7; Functional description of the ISDN user part of Signalling System No.7".

- [83] ITU-T Recommendation Q.762 (1988): "Specifications of Signalling System No.7; General function of messages and signals".
- [84] ITU-T Recommendation Q.763 (1988): "Specifications of Signalling System No.7; Formats and codes".
- [85] ITU-T Recommendation Q.764 (1988): "Specifications of Signalling System No.7; Signalling procedures".
- [86] ITU-T Recommendation Q.767: "Specifications of Signalling System No.7; Application of the ISDN user part of CCITT signalling System No.7 for international ISDN interconnections".
- [87] ITU-T Recommendation Q.771: "Specifications of Signalling System No.7; Functional description of transaction capabilities".
- [88] ITU-T Recommendation Q.772: "Specifications of Signalling System No.7; Transaction capabilities information element definitions".
- [89] ITU-T Recommendation Q.773: "Specifications of Signalling System No.7; Transaction capabilities formats and encoding".
- [90] ITU-T Recommendation Q.774: "Specifications of Signalling System No.7; Transaction capabilities procedures".
- [91] ITU-T Recommendation Q.775: "Specifications of Signalling System No.7; Guide-lines for using transaction capabilities".
- [92] ITU-T Recommendation X.200: "Reference Model of Open systems interconnection for CCITT Applications".
- [93] ITU-T Recommendation X.208 (1988): "Specification of Abstract Syntax Notation One (ASN.1)".
- [94] ITU-T Recommendation X.209 (1988): "Specification of basic encoding rules for Abstract Syntax Notation One (ASN.1)".
- [95] ITU-T Recommendation X.210: "Open systems interconnection layer service definition conventions".
- [97] 3G TS 23.018: "Basic Call Handling".
- [98] 3G TS 23.078: "Customised Applications for Mobile network Enhanced Logic (CAMEL) Phase 3 - Stage 2".
- [99] 3G TS 23.079: "Support of Optimal Routeing (SOR) - Stage 2".
- [100] GSM 03.68: "Digital cellular telecommunications system (Phase 2+); - Stage 2".
- [101] GSM 03.69: "Digital cellular telecommunications system (Phase 2+); - Stage 2".
- [102] ANSI T1.113: "Signaling System No. 7 (SS7) - ISDN User Part".
- [103] 3G TS 23.054 "Shared Inter Working Function (SIWF) - Stage 2".
- [104] 3G TS 23.060: "General Packet Radio Service (GPRS) Description; Stage 2".

- [105] 3G TS 29.060: "General Packet Radio Service (GPRS); GPRS Tunnelling Protocol (GTP) across the Gn and Gp Interface".
- [106] 3G TS 29.018: "General Packet Radio Service (GPRS); Serving GPRS Support Node (SGSN) - Visitors Location Register (VLR); Gs interface layer 3 specification".
- [107] 3G TS 23.093: "Technical Realization of Completion of Calls to Busy Subscriber (CCBS); Stage 2".
- [108] 3G TS 23.066: "Support of Mobile Number Portability (MNP); Technical Realisation Stage 2".
- [109] ANSI T1.112 (1996): "Telecommunication – Signalling No. 7 – Signaling Connection Control Part (SCCP)".
- [110] 3G TS 23.116: "Super-Charger Technical Realisation; Stage 2."
- [111] ITU-T Recommendation Q.711: "Specifications of Signalling System No.7; Signalling System No. 7 – Functional Description of the Signalling Connection Control Part".
- [112] ITU-T Recommendation Q.712: "Specifications of Signalling System No.7; Signalling System No. 7 – Definition and Function of SCCP Messages".
- [113] ITU-T Recommendation Q.713: "Specifications of Signalling System No.7; Signalling System No. 7 – SCCP formats and codes".
- [114] ITU-T Recommendation Q.714: "Specifications of Signalling System No.7; Signalling System No. 7 – Signalling Connection Control Part Procedures".
- [115] ITU-T Recommendation Q.716: "Specifications of Signalling System No.7; Signalling System No. 7 – Signalling Connection Control Part (SCCP) Performance".
- [116] ITU-T Q.850, May 1998: "Usage of cause and location in the Digital Subscriber Signalling System No. 1 and the Signalling System No. 7 ISDN User Part".
- [117] 3G TS 22.135: "Multicall; Service description; Stage 1".
- [118] 3G TS 23.135: "Multicall supplementary service; Stage 2".
- [119] 3G TS 24.135: "Multicall supplementary service; Stage 3".
- [120] 3G TS 25.413: "UTRAN Iu Interface RANAP Signalling".

3 Abbreviations

Abbreviations used in the present document are listed in 3G TS 21.905.

4 Void

5 Overload and compatibility overview

5.1 Overload control

There is a requirement for an overload/congestion control for all entities of the Public Land Mobile Network and the underlying Signalling System No. 7.

5.1.1 Overload control for MSC (outside MAP)

For the entity MSC the following two procedures (outside MAP) may be applied to control the processor load:

- ISDN
CCITT Recommendation Q.764 (Automatic Congestion Control), applicable to reduce the mobile terminating traffic;
- BSSAP
GSM 08.08 (A-interface Flow Control), applicable to reduce the mobile originating traffic.

5.1.2 Overload control for MAP entities

For all MAP entities, especially the HLR, the following overload control method is applied:

If overload of a MAP entity is detected requests for certain MAP operations (see tables 5.1/1, 5.1/2, 5.1/3 and 5.1/4) may be ignored by the responder. The decision as to which MAP Operations may be ignored is made by the MAP service provider and is based upon the priority of the application context.

Since most of the affected MAP operations are supervised in the originating entity by TC timers (medium) an additional delay effect is achieved for the incoming traffic.

If overload levels are applicable in the Location Registers the MAP operations should be discarded taking into account the priority of their application context (see table 5.1/1 for HLR, table 5.1/2 for MSC/VLR, table 5.1/3 for the SGSN and table 5.1/4 for the SMLC; the lowest priority is discarded first).

The ranking of priorities given in the tables 5.1/1, 5.1/2, 5.1/3 and 5.1/4 is not normative. The tables can only be seen as a proposal that might be changed due to network operator/implementation matters.

Table 5.1/1: Priorities of Application Contexts for HLR as Responder

<i>Priority high</i>	Responder = HLR	Initiating Entity
	<u>Mobility Management</u>	
	networkLocUp (updateLocation), (restoreData/v2), (sendParameters/v1)	VLR
	gprsLocationUpdate (updateGPRSLocation/v3),	SGSN
	infoRetrieval (sendAuthenticationInfo/v2/v3), (sendParameters/v1)	VLR/SGSN
	istAlerting (istAlert/v3) (purgeMS/v2/v3)	MSC msPurging VLR
	msPurging (purgeMS/v3)	SGSN
	<u>Short Message Service</u>	
	shortMsgGateway (sendRoutingInfoforSM), (reportSM-DeliveryStatus)	GMSC
	mwdMngt VLR/SGSN (readyForSM/v2/v3), (noteSubscriberPresent/v1)	
	<u>Mobile Terminating Traffic</u>	
	locInfoRetrieval (sendRoutingInfo)	GMSC
	anyTimeEnquiry (anyTimeInterrogation)	gsmSCF
	reporting (statusReport)	VLR
	<u>Location Services</u>	
	locationSvcGateway (sendRoutingInfoforLCS/v3)	GMLC
	<u>Subscriber Controlled Inputs (Supplementary Services)</u>	
	networkFunctionalSs (registerSS), (eraseSS), (activateSS), (deactivateSS), (interrogateSS), (registerPassword), (processUnstructuredSS-Data/v1), (beginSubscriberActivity/v1)	VLR
	callCompletion (registerCCEnter), (eraseCCEnter)	VLR
	networkUnstructuredSs (processUnstructuredSS-Request/v2)	VLR
	imsiRetrieval (sendIMSI/v2)	VLR
	gprsLocationInfoRetrieval (sendRoutingInfoForGprs/v3)	GGSN/SGSN
	failureReport (failureReport/v3)	GGSN/SGSN
	authenticationFailureReport (authenticationFailureReport/v3)	VLR/SGSN
<i>Priority low</i>		

NOTE: The application context name is the last component but one of the object identifier.
Operation names are given in brackets for information with "/vn" appended to vn only operations.

Table 5.1/3: Priorities of Application Contexts for SGSN as Responder

Responder = SGSN	Initiating Entity
Priority high	
<u><i>Mobility and Location Register Management</i></u>	
locationCancel (cancelLocation v3)	HLR
reset (reset)	HLR
subscriberDataMngt (insertSubscriberData v3), (deleteSubscriberData v3)	HLR
tracing (activateTraceMode), (deactivateTraceMode)	HLR
<u><i>Short Message Service</i></u>	
shortMsgMT-Relay (MT-ForwardSM v3) (forwardSM v1/v2)	MSC
<u><i>Network-Requested PDP context activation</i></u>	
gprsNotify HLR (noteMsPresentForGprs v3),	
Priority low	

NOTE: The application context name is the last component but one of the object identifier.
Operation names are given in brackets for information with "/vn" appended to vn.

Table 5.1/2: Priorities of Application Contexts for MSC/VLR as Responder

Responder = MSC/VLR	Initiating Entity
<i>Priority high</i>	
<u>Handover</u>	
handoverControl (prepareHandover/v2/v3), (performHandover/v1)	MSC
<u>Group call and Broadcast call</u>	
groupCallControl (prepareGroupCall/v3)	MSC
<u>Mobility and Location Register Management</u>	
locationCancel (cancelLocation)	HLR
reset (reset)	HLR
immediateTermination (istCommand/v3)	HLR
interVlrInfoRetrieval (sendIdentification/v2/v3), (sendParameters/v1)	VLR
subscriberDataMngt (insertSubscriberData), (deleteSubscriberData)	HLR
tracing (activateTraceMode), (deactivateTraceMode)	HLR
<u>Short Message Service</u>	
shortMsgMO-Relay (MO-ForwardSM v3) (forwardSM v1/v2)	MSC/SGSN
shortMsgMT-Relay (MT-ForwardSM v3) (forwardSM v1/v2)	MSC
shortMsgAlert (alertServiceCentre/v2), (alertServiceCentreWithoutResult/v1)	HLR
<u>Mobile Terminating Traffic</u>	
roamingNbEnquiry (provideRoamingNumber)	HLR
callControlTransfer (resumeCallHandling)	MSC
subscriberInfoEnquiry (provideSubscriberInformation)	HLR
reporting (remoteUserFree) (SetReportingState)	HLR
<u>Location Services</u>	
locationSvcEnquiry (provideSubscriberLocation v3)	GMLC
<u>Network-Initiated USSD</u>	
networkUnstructuredSs (unstructuredSS-Request/v2), (unstructuredSS-Notify/v2)	HLR
<i>Priority low</i>	

NOTE: The application context name is the last component but one of the object identifier.
Operation names are given in brackets for information with "/vn" appended to vn only operations.

5.1.3 Congestion control for Signalling System No. 7

The requirements of SS7 Congestion control have to be taken into account as far as possible.

Means that could be applied to achieve the required traffic reductions are described in subclauses 5.1.1 and 5.1.2.

5.2 Compatibility

5.2.1 General

The present document of the Mobile Application Part is designed in such a way that an implementation which conforms to it can also conform to the Mobile Application Part operational version 1 specifications, except on the MSC-VLR interface.

A version negotiation mechanism based on the use of an application-context-name is used to negotiate the protocol version used between two entities for supporting a MAP-user signalling procedure.

When starting a signalling procedure, the MAP-user supplies an application-context-name to the MAP-provider. This name refers to the set of application layer communication capabilities required for this dialogue. This refers to the required TC facilities (e.g. version 1 or 2) and the list of operation packages (i.e. set of operations) from which operations can be invoked during the dialogue.

A version one application-context-name may only be transferred to the peer user in a MAP-U-ABORT to an entity of version two or higher (i.e. to trigger a dialogue which involves only communication capabilities defined for MAP operational version 1).

If the proposed application-context-name can be supported by the responding entity the dialogue continues on this basis otherwise the dialogue is refused and the initiating user needs to start a new dialogue, which involves another application-context-name which requires less communication capabilities but provides similar functionality (if possible).

When a signalling procedure can be supported by several application contexts that differ by their version number, the MAP-User needs to select a name. It can either select the name that corresponds to the highest version it supports or follow a more specific strategy so that the number of protocol fallbacks due to version compatibility problems is minimised.

5.2.2 Strategy for selecting the Application Context (AC) version

A method should be used to minimise the number of protocol fall-backs which would occur sometimes if the highest supported AC-Name were always the one selected by GSM entities when initiating a dialogue. The following method is an example that can be used mainly at transitory phase stage when the network is one of mixed phase entities.

5.2.2.1 Proposed method

A table (table 1) may be set up by administrative action to define the highest application context (AC) version supported by each destination; a destination may be another node within the same or a different PLMN, or another PLMN considered as a single entity. The destination may be defined by an E.164 number or an E.214 number derived from an IMSI or in North America (World Zone 1) by an E.164 number or an IMSI (E.212 number). The table also includes the date when each destination is expected to be able to handle at least one AC of the latest version of the MAP protocol. When this date is reached, the application context supported by the node is marked as "unknown", which will trigger the use of table 2.

A second table (table 2) contains an entry for each destination that has an entry in table 1. For a given entity, the entry in table 2 may be a single application context version or a vector of different versions applying to different application contexts for that entity. Table 2 is managed as described in subclause 5.2.2.2.

The data for each destination will go through the following states:

- a) the version shown in table 1 is "version n-1", where 'n' is the highest version existing in this specification; table 2 is not used;

- b) the version shown in table 1 is "unknown"; table 2 is used, and maintained as described in subclause 5.2.2.2;
- c) when the PLMN operator declares that an entity (single node or entire PLMN) has been upgraded to support all the MAP version n ACs defined for the relevant interface, the version shown in table 1 is set to "version n" by administrative action; table 2 is no longer used, and the storage space may be recovered.

5.2.2.2 Managing the version look-up table

WHEN it receives a MAP-OPEN and the MAP-User determines the originating entity number either using the originating address parameter or the originating reference parameter or retrieving it from the subscriber data using the IMSI or the MSISDN.

IF the entity number is known:

THEN

It updates (if required) the associated list of highest supported ACs.

ELSE

It creates an entry for this entity and includes the received AC-name in the list of highest supported ACs.

WHEN starting a procedure, the originating MAP-user looks up its version control table.

IF the destination address is known and not timed-out.

THEN

It retrieves the appropriate AC-name and uses it

IF the dialogue is accepted by the peer

THEN

It does not modify the version control table

ELSE (this should never occur)

It starts a new dialogue with the common highest version supported (based on information implicitly or explicitly provided by the peer).

It replaces the old AC-name by the new one in the list of associated highest AC supported.

ELSE

It uses the AC-name that corresponds to the highest version it supports.

IF the dialogue is accepted by the peer.

THEN

It adds the destination node in its version control table and includes the AC-Name in the list of associated highest AC supported.

ELSE

It starts a new dialogue with the common highest version supported (based on information implicitly or explicitly provided by the peer).

IF the destination node was not known

THEN

It adds the destination node in its version control table and includes the new AC-Name in the list of associated highest AC supported.

ELSE

It replaces the old AC-name by the new one in the list of highest supported AC and reset the timer.

5.2.2.3 Optimising the method

A table look-up may be avoided in some cases if both the HLR and the VLR or both the HLR and the SGSN store for each subscriber the version of the AC-name used at location updating. Then:

- for procedures which make use of the same application-context, the same AC-name (thus the same version) can be selected (without any table look-up) when the procedure is triggered;
- for procedures which make use of a different application-context but which includes one of the packages used by the location updating AC, the same version can be selected (without any table look-up) when the procedure is triggered;

for HLR:

- Subscriber data modification (stand alone);

for VLR:

- Data Restoration.

6 Requirements concerning the use of SCCP and TC

6.1 Use of SCCP

The Mobile Application Part (MAP) makes use of the services offered by the Signalling Connection Control Part (SCCP).

MAP supports the following SCCP versions:

- Signalling Connection Control Part , Signalling System no. 7 CCITT ('Blue Book SCCP').
- Signalling Connection Control Part, Signalling System no. 7 ITU-T Recommendation (07/96) Q.711 to Q.716 ('White Book SCCP'). Support of White Book SCCP at the receiving side shall be mandated from 00:01hrs, 1st July 2002(UTC).

A White Book SCCP message will fail if any signalling point used in the transfer of the message does not support White Book SCCP. Therefore it is recommended that the originator of the White Book SCCP message supports a drop back mechanism or route capability determination mechanism to interwork with signalling points that are beyond the control of GSM/UMTS network operators.

In North America (World Zone 1) the national version of SCCP is used as specified in ANSI T1.112. Interworking between a PLMN in North America and a PLMN outside North America will involve an STP to translate between ANSI SCCP and ITU-T/CCITT SCCP.

6.1.1 SCCP Class

MAP will only make use of the connectionless classes (0 or 1) of the SCCP.

6.1.2 Sub-System Number (SSN)

The Application Entities (AEs) defined for MAP consist of several Application Service Elements (ASEs) and are addressed by sub-system numbers (SSNs). The SSNs for MAP are specified in GSM 03.03 [17].

When the SGSN emulates MSC behaviour for processing messages (MAP-MO-FORWARD-SHORT-MESSAGE, MAP_CHECK_IMEI) towards entities which do not support interworking to SGSNs, it shall use the MSC SSN in the calling party address instead of the SGSN SSN.

6.1.3 SCCP addressing

6.1.3.1 Introduction

Within the GSM System there will be a need to communicate between entities within the same PLMN and in different PLMNs. Using the Mobile Application Part (MAP) for this function implies the use of Transaction Capabilities (TC) and the Signalling Connection Control Part (SCCP) of CCITT Signalling System No. 7.

Only the entities that should be addressed are described below. If the CCITT or ITU-T SCCP is used, the format and coding of address parameters carried by the SCCP for that purpose shall comply with CCITT Recommendation Q.713 with the following restrictions:

1) Intra-PLMN addressing

For communication between entities within the same PLMN, a MAP SSN shall always be included in the called and calling party addresses. All other aspects of SCCP addressing are network specific.

2) Inter-PLMN addressing

a) Called Party Address

- SSN indicator = 1 (MAP SSN always included);
- Global title indicator = 0100 (Global title includes translation type, numbering plan, encoding scheme and nature of address indicator);
- the translation type field will be coded "00000000" (Not used). For call related messages for non-optimal routed calls (as described in GSM 03.66) directed to another PLMN the translation type field may be coded "10000000" (CRMNP);
- Routing indicator = 0 (Routing on global title);

b) Calling Party Address

- SSN indicator = 1 (MAP SSNs always included);
- Point code indicator = 0;
- Global title indicator = 0100 (Global title includes translation type, numbering plan, encoding scheme and nature of address indicator);
- Numbering Plan = 0001 (ISDN Numbering Plan, E.164; In Case of Inter-PLMN Signalling, the dialogue initiating entity and dialogue responding entity shall always include its own E.164 Global Title as Calling Party Address);
- the translation type field will be coded "00000000" (Not used);
- Routing indicator = 0 (Routing on Global Title).

If ANSI T1.112 SCCP is used, the format and coding of address parameters carried by the SCCP for that purpose shall comply with ANSI specification T1.112 with the following restrictions:

1) Intra-PLMN addressing

For communication between entities within the same PLMN, a MAP SSN shall always be included in the called and calling party addresses. All other aspects of SCCP addressing are network specific.

2) Inter-PLMN addressing

a) Called Party Address

- SSN indicator = 1 (MAP SSN always included);
- Global title indicator = 0010 (Global title includes translation type);
- the Translation Type (TT) field will be coded as follows:
 - TT = 9, if IMSI is included;
 - TT = 14, if MSISDN is included;
 - Or TT = 10, if Network Element is included. (If TT=10, then Number Portability GTT is not invoked, if TT=14, then Number Portability GTT may be invoked).
- Routing indicator = 0 (Routing on global title);

b) Calling Party Address

- SSN indicator = 1 (MAP SSNs always included);
- Point code indicator = 0;
- Global Title indicator = 0010 (Global title includes translation type);
 - TT = 9, if IMSI is included;
 - TT = 14, if MSISDN is included;
 - Or TT = 10, if Network Element is included. (If TT=10, then Number Portability GTT is not invoked, if TT=14, then Number Portability GTT may be invoked).

Routing indicator = 0 (Routing on Global Title).

If a Global Title translation is required for obtaining routing information, one of the numbering plans E.164, E.212 and E.214 is applicable.

- E.212 numbering plan.

When CCITT or ITU-T SCCP is used, an E.212 number must not be included as Global Title in an SCCP UNITDATA message. The translation of an E.212 number into a Mobile Global Title is applicable in a dialogue initiating VLR, SGSN or GGSN if the routing information towards the HLR is derived from the subscriber's IMSI. In World Zone 1 when ANSI SCCP is used, the IMSI (E.212 number) is used as a Global Title to address the HLR. When an MS moves from one VLR service area to another, the new VLR may derive the address of the previous VLR from the Location Area Identification provided by the MS in the location registration request. The PLMN where the previous VLR is located is identified by the E.212 numbering plan elements of the Location Area Identification, i.e. the Mobile Country Code (MCC) and the Mobile Network Code (MNC).

- E.214 and E.164 numbering plans.

When CCITT or ITU-T SCCP is used, only address information belonging to either E.214 or E.164 numbering plan is allowed to be included as Global Title in the Called and Calling Party Address. In World Zone 1 when ANSI SCCP is used, the IMSI (E.212 number) is used as a Global Title to address the HLR.

If the Calling Party Address associated with the dialogue initiating message contains a Global Title, the sending network entity shall include its E.164 entity number.

When receiving an SCCP UNITDATA message, SCCP shall accept either of the valid numbering plans in the Called Party Address and in the Calling Party Address.

When CCITT or ITU-T SCCP is used and an N-UNITDATA-REQUEST primitive from TC is received, SCCP shall accept an E.164 number or an E.214 number in the Called Address and in the Calling Address. In World Zone 1 when ANSI SCCP is used, the IMSI (E.212 number) is used instead of E.214 number.

The following subclauses describe the method of SCCP addressing appropriate for each entity both for the simple intra-PLMN case and where an inter-PLMN communication is required. The following entities are considered:

- the Mobile-services Switching Centre (MSC);
- the Home location Register (HLR);
- the Visitor Location Register (VLR);
- the Gateway Mobile-services Switching Centre (GMSC);
- the GSM Service Control Function (gsmSCF);
- the Interworking Mobile-services Switching Centre (IWMSC);
- the Shared Inter Working Function (SIWF);
- the Serving GPRS Support Node (SGSN);
- the Gateway GPRS Support Node (GGSN);
- the Gateway Mobile Location Centre (GMLC).

6.1.3.2 The Mobile-services Switching Centre (MSC)

There are several cases where it is necessary to address the MSC.

6.1.3.2.1 MSC interaction during handover or relocation

The address is derived from the target Cell id or from the target RNC id.

6.1.3.2.2 MSC for short message routing

When a short message has to be routed to an MS, the GMSC addresses the VMSC by an MSC identity received from the HLR that complies with E.164 rules.

For MS originating short message, the IWMSC address is derived from the Service Centre address.

6.1.3.2.3 MSC for location request routing

When a location request for a particular MS needs to be sent to the MS's VMSC, the GMLC addresses the VMSC using an E.164 address received from the MS's HLR.

6.1.3.2.4 MSC for LMU Control

When a control message has to be routed to an LMU from an SMLC, the SMLC addresses the serving MSC for the LMU using an E.164 address.

6.1.3.3 The Home Location Register (HLR)

There are several cases where the HLR has to be addressed:

6.1.3.3.1 During call set-up

When a call is initiated the HLR of the called mobile subscriber will be interrogated to discover the whereabouts of the MS. The addressing required by the SCCP will be derived from the MSISDN dialled by the calling subscriber. The dialled number will be translated into either an SPC, in the case of communications within a PLMN, or a Global Title if other networks are involved (i.e. if the communication is across a PLMN boundary).

If the calling subscriber is a fixed network subscriber, the interrogation can be initiated from the Gateway MSC of the home PLMN in the general case. If the topology of the network allows it, the interrogation could be initiated from any Signalling Point that has MAP capabilities, e.g. local exchange, outgoing International Switching Centre (ISC), etc.

6.1.3.3.2 Before location updating completion

When an MS registers for the first time in a VLR, the VLR has to initiate the update location dialogue with the MS's HLR and a preceding dialogue for authentication information retrieval if the authentication information must be retrieved from the HLR. When initiating either of these dialogues, the only data for addressing the HLR that the VLR has available is contained in the IMSI, and addressing information for SCCP must be derived from it. When continuing the established update location dialogue (as with any other dialogue), the VLR must derive the routing information towards the HLR from the Calling Party Address received with the first responding CONTINUE message until the dialogue terminating message is received. This means that the VLR must be able to address the HLR based on:

- an E.214 Mobile Global Title originally derived by the VLR from the IMSI (when CCITT or ITU-T SCCP is used), or an E.212 number originally derived from IMSI (when ANSI SCCP is used, an IMSI); or
- an E.164 HLR address; or
- in the case of intra-PLMN signalling, an SPC.

When answering with Global Title to the VLR, the HLR shall insert its E.164 address in the Calling Party Address of the SCCP message containing the first responding CONTINUE message.

If the HLR is in the same PLMN as the VLR, local translation tables may exist to derive an SPC. For authentication information retrieval and location updating via the international PSTN/ISDN signalling network that requires the use of CCITT or ITU-T SCCP, the Global Title must be derived from the IMSI, using the principles contained in CCITT Recommendation E.214 and the Numbering Plan Indicator (NPI) value referenced by the SCCP Specifications. In World Zone 1 where the ANSI SCCP is used, IMSI (E.212 number) is used as Global Title. A summary of the translation from the IMSI (CCITT Recommendation E.212) to Mobile Global Title (described in CCITT Recommendation E.214) is shown below:

- E.212 Mobile Country Code translates to E.164 Country Code;
- E.212 Mobile Network Code translates to E.164 National Destination Code;
- E.212 Mobile Subscriber Identification Number (MSIN) is carried unchanged if within the E.164 number maximum length (15 digits). If the Mobile Global Title is more than 15 digits the number is truncated to 15 by deleting the least significant digits.

This translation will be done either at the application or at SCCP level in the VLR. The Mobile Global Title thus derived will be used to address the HLR.

If location updating is triggered by an MS that roams from one MSC Area into a different MSC Area served by the same VLR, the VLR shall address the HLR in the same way as if the MS registers for the first time in the VLR.

6.1.3.3.3 After location updating completion

In this case, the subscriber's basic MSISDN has been received from the HLR during the subscriber data retrieval procedure as well as the HLR number constituting a parameter of the MAP message indicating successful completion of the update location dialogue. From either of these E.164 numbers the address information for initiating dialogues with the roaming subscriber's HLR can be derived. Also the subscriber's IMSI may be used for establishing the routing information towards the HLR. This may apply in particular if the dialogue with the HLR is triggered by subscriber controlled input.

Thus the SCCP address of the roaming subscriber's HLR may be an SPC, or it may be a Global title consisting of the E.164 MSISDN or the E.164 number allocated to the HLR or either the E.214 Mobile Global Title derived from the IMSI if CCITT or ITU-T SCCP is used, or the IMSI if ANSI SCCP is used (ANSI SCCP is used in World Zone 1).

6.1.3.3.4 VLR restoration

If a roaming number is requested by the HLR for an IMSI that has no data record in the interrogated VLR, the VLR provides the roaming number in the dialogue terminating message. Subsequently the VLR must retrieve the authentication data from the MS's HLR, if required, and must then trigger the restore data procedure. For this purpose, the VLR has to initiate in succession two independent dialogues with the MS's HLR. The MTP and SCCP address information needed for routing towards the HLR can be derived from the IMSI received as a parameter of the MAP message requesting the roaming number. In this case, the IMSI received from the HLR in the roaming number request shall be processed in the same way as the IMSI that is received from an MS that registers for the first time within a

VLR. Alternatively to the IMSI, the Calling Party Address associated with the roaming number request may be used to obtain the routing information towards the HLR.

6.1.3.3.5 During Network-Requested PDP Context Activation

When receiving a PDP PDU the GGSN may interrogate the HLR of the MS for information retrieval. When initiating such a dialogue, the only data for addressing the HLR that the GGSN has available is contained in the IMSI, and addressing information must be derived from it. The IMSI is obtained from the IP address or the X.25 address in the incoming IP message by means of a translation table. This means that the GGSN shall be able to address the HLR based on an E.214, (if CCITT or ITU-T SCCP is used), or E.212 (if ANSI SCCP is used), Mobile Global Title originally derived by the GGSN from the IMSI in the case of inter-PLMN signalling. In the case of intra-PLMN signalling, an SPC may also be used.

If the HLR is in the same PLMN as the GGSN, local translation tables may exist to derive an SPC. For information retrieval via the international PSTN/ISDN signalling network, the Global title must be derived from the IMSI, using the principles contained in CCITT Recommendation E.214 and the Numbering Plan Indicator (NPI) value referenced by the SCCP Specifications. A summary of the translation from the IMSI (CCITT Recommendation E.212) to Mobile Global Title (described in CCITT Recommendation E.214) is shown below:

- E.212 Mobile Country Code translates to E.164 Country Code;
- E.212 Mobile Network Code translates to E.164 National Destination Code;
- E.212 Mobile Subscriber Identification Number (MSIN) is carried unchanged if within the E.164 number maximum length (15 digits). If the Mobile Global Title is more than 15 digits the number is truncated to 15 by deleting the least significant digits.

This translation will be done either at the application or at SCCP level in the GGSN. The Mobile Global Title thus derived will be used to address the HLR.

6.1.3.3.6 Before GPRS location updating completion

When an MS registers for the first time in an SGSN, the SGSN has to initiate the update location dialogue with the MS's HLR and a preceding dialogue for authentication information retrieval if the authentication information must be retrieved from the HLR. When initiating either of these dialogues, the only data for addressing the HLR that the SGSN has available is contained in the IMSI, and addressing information for SCCP must be derived from it. When continuing the established update location dialogue (as with any other dialogue), the SGSN must derive the routing information towards the HLR from the Calling Party Address received with the first responding CONTINUE message until the dialogue terminating message is received. This means that the SGSN must be able to address the HLR based on:

- an E.214 (if CCITT or ITU-T SCCP is used) or E.212 (if ANSI SCCP is used) Mobile Global Title originally derived by the SGSN from the IMSI; or
- an E.164 HLR address; or
- in the case of intra-PLMN signalling, an SPC.

If the HLR is in the same PLMN as the SGSN, local translation tables may exist to derive an SPC. For authentication information retrieval and location updating via the international PSTN/ISDN signalling network, the Global title must be derived from the IMSI, using the principles contained in CCITT Recommendation E.214 and the Numbering Plan Indicator (NPI) value referenced by the SCCP Specifications. A summary of the translation from the IMSI (CCITT Recommendation E.212) to Mobile Global Title (described in CCITT Recommendation E.214) is shown below:

- E.212 Mobile Country Code translates to E.164 Country Code;
- E.212 Mobile Network Code translates to E.164 National Destination Code;
- E.212 Mobile Subscriber Identification Number (MSIN) is carried unchanged if within the E.164 number maximum length (15 digits). If the Mobile Global Title is more than 15 digits the number is truncated to 15 by deleting the least significant digits.

This translation will be done either at the application or at SCCP level in the SGSN. The Mobile Global Title thus derived will be used to address the HLR.

6.1.3.3.7 After GPRS location updating completion

In this case, the subscriber's Basic MSISDN has been received from the HLR during the subscriber data retrieval procedure as well as the HLR number constituting a parameter of the MAP message indicating successful completion of the update location dialogue. From either of these E.164 numbers the address information for initiating dialogues with the roaming subscriber's HLR can be derived. Also the subscriber's IMSI may be used for establishing the routing information towards the HLR.

Thus the SCCP address of the roaming subscriber's HLR may be an SPC, or it may be a Global title consisting of the E.164 MSISDN or the E.164 number allocated to the HLR or the E.214 Mobile Global Title derived from the IMSI.

6.1.3.3.8 Query for a Location Request

For a location request from an external client, the GMLC needs to address the home HLR of the target MS to obtain the address of the target MS's serving MSC. The GMLC uses either the international E.164 MSISDN, the international E.214 number (if CCITT or ITU-T SCCP is used) or the international E.212 number (if ANSI SCCP is used) of the MS as means to route a query to the HLR.

6.1.3.4 The Visitor Location Register (VLR)

There are several cases when the VLR needs to be addressed.

6.1.3.4.1 Inter-VLR information retrieval

When an MS moves from one VLR service area to another, the new VLR may request the IMSI and authentication sets from the previous VLR. The new VLR derives the address of the previous VLR from the Location Area Identification provided by the MS in the location registration request.

6.1.3.4.2 HLR request

The HLR will only request information from a VLR if it is aware that one of its subscribers is in the VLR service area. This means that a location updating dialogue initiated by the VLR has been successfully completed, i.e. the HLR has indicated successful completion of the update location procedure to the VLR.

When initiating dialogues towards the VLR after successful completion of location updating, the routing information used by the HLR is derived from the E.164 VLR number received as a parameter of the MAP message initiating the update location dialogue. If the VLR is in the same PLMN as the HLR, the VLR may be addressed directly by an SPC derived from the E.164 VLR number. For dialogues via the international PSTN/ISDN signalling network, presence of the E.164 VLR number in the Called Party Address is required.

6.1.3.5 The Interworking MSC (IWMSC) for Short Message Service

The IWMSC is the interface between the mobile network and the network to access to the Short Message Service Centre. This exchange has an E.164 address known in the SGSN or in the MSC.

6.1.3.6 The Equipment Identity Register (EIR)

The EIR address is either unique or could be derived from the IMEI. The type of address is not defined.

6.1.3.7 The Shared Inter Working Function (SIWF)

When the Visited MSC detects a data or fax call and the IWF in the V-MSC cannot handle the required service an SIWF can be invoked. The SIWF is addressed with an E.164 number.

6.1.3.8 The Serving GPRS Support Node (SGSN)

The HLR will initiate dialogues towards the SGSN if it is aware that one of its subscribers is in the SGSN serving area. This means that a GPRS location updating has been successfully completed, i.e., the HLR has indicated successful completion of the GPRS location update to the SGSN. The routing information used by the HLR is derived from the E.164 SGSN number received as parameter of the MAP message initiating the GPRS update location procedure. If the

SGSN is in the same PLMN as the HLR, the SGSN may be addressed directly by an SPC derived from the E.164 SGSN number. For dialogues via the international PSTN/ISDN signalling network, the presence of the E.164 SGSN number in the Called Party Address is required.

When the GMSC initiates dialogues towards the SGSN the SGSN (MAP) SSN (See GSM 03.03) shall be included in the called party address. The routing information used by the GMSC is derived from the E.164 SGSN number received as a parameter of the MAP message initiating the forward short message procedure. If the GMSC does not support the GPRS functionality the MSC (MAP) SSN value shall be included in the called party address.

NOTE: Every VMSC and SGSN shall have uniquely identifiable application using E.164 numbers, for the purpose of SMS over GPRS when the GMSC does not support the GPRS functionality.

6.1.3.9 The Gateway GPRS Support Node (GGSN)

The GGSN provides interworking with external packet-switched networks, network screens and routing of the Network-Requested PDP Context activation. If a Network-Requested PDP Context activation fails, the HLR will alert the GGSN when the subscriber becomes reachable. The HLR will use the E.164 GGSN number received as parameter of the MAP message reporting the failure.

6.1.3.10 The Gateway MSC (GMSC) for Short Message Service

The GMSC provides interworking with the network to access the Short Message Service Centre, the mobile network and routing of Send Routing Info For SM. The GMSC has an E.164 address known in the HLR, SGSN or MSC.

6.1.3.10A Void

6.1.3.10A.1 Void

6.1.3.10A.2 Void

6.1.3.10B The Gateway Mobile Location Centre (GMLC)

The GMLC initiates location requests on behalf of external clients. The E.164 address of the GMLC is provided to an HLR when the GMLC requests a serving MSC address from the HLR for a target MS. The E.164 address of the GMLC is also provided to a serving MSC when the GMLC requests the location of a target MS served by this MSC.

6.1.3.11 Summary table

The following tables summarise the SCCP address used for invoke operations. As a principle, within a PLMN either an SPC or a GT may be used (network operation option), whereas when addressing an entity outside the PLMN the GT must be used. The address type mentioned in the table (e.g. MSISDN) is used as GT or to derive the SPC.

For a response, the originating address passed in the invoke is used as SCCP Called Party Address. For extra-PLMN addressing the own E.164 entity address is used as SCCP Calling Party Address; for intra-PLMN addressing an SPC derived from the entity number may be used instead. When using an SPC, the SPC may be taken directly from MTP.

Table 6.1/1

to from	fixed net work	HLR	VLR	MSC	EIR	gsmSCF	SIWF	SGSN	GGSN
fixed network	---	E:GT T:MSISDN	---	---	---	---	---	---	---
Home Location Register	---	---	I:SPC/GT E:GT T:VLR NUMBER	---	---	I:SPC/GT E:GT T:gsmSCF NUMBER	---	I:SPC/GT E:GT T:SGSN NUMBER	I:SPC/GT E:GT T:GGSN NUMBER
Visitor Location Register	---	I:SPC/GT E:GT T:MGT (outside World Zone 1)/MSISDN (World Zone 1)/HLR NUMBER (note)	I:SPC/GT E:GT T:VLR NUMBER	---	---	I:SPC/GT E:GT T:gsmSCF NUMBER	---	---	---
mobile-services switching centre	---	I:SPC/GT E:GT T:MSISDN	I:SPC/GT E:GT T:VLR NUMBER	I:SPC/GT E:GT T:MSC NUMBER	I:SPC/GT E:GT T:EIR NUMBER	I:SPC/GT E:GT T:gsmSCF NUMBER	I:SPC/GT E:GT T:SIWF NUMBER	I:SPC/GT E:GT T:SGSN NUMBER	---
gsm Service Control Function	---	I:SPC/GT E:GT T:MSISDN	---	---	---	---	---	---	---
Shared Inter Working Function	---	---	---	I:SPC/GT E:GT T:MSC NUMBER	---	---	---	---	---
Serving GPRS Support Node	---	I:SPC/GT E:GT T:MGT/ MSISDN/HL R NUMBER	---	I:SPC/GT E:GT T:MSC NUMBER	I:SPC/GT E:GT T:EIR NUMBER	---	---	---	---
Gateway GPRS Support Node	---	I:SPC/GT E:GT T:MGT	---	---	---	---	---	---	---
Gateway Mobile Location Centre	---	I:SPC/GT E:GT T:MSISDN, MGT (outside World Zone 1) or IMSI (World Zone 1) (note)	---	I:SPC/GT E:GT T:MSC NUMBER	---	---	---	---	---

I: Intra-PLMN E: Extra (Inter)-PLMN T: Address Type

GT: Global Title MGT: E.214 Mobile Global Title SPC: Signalling Point Code

NOTE: For initiating the location updating procedure and an authentication information retrieval from the HLR preceding it, the VLR has to derive the HLR address from the IMSI of the MS. The result can be an SPC or an E.214 Mobile Global Title if CCITT or ITU-T SCCP is used, or IMSI itself if ANSI SCCP is used (ANSI SCCP is used in World Zone 1). When continuing the established update location dialogue (as with any other dialogue) the VLR must derive the routing information towards the HLR from the Calling Party Address received with the first responding CONTINUE message until the dialogue terminating message is received.

For transactions invoked by the VLR after update location completion, the VLR may derive the information for addressing the HLR from addresses received in the course of the update location procedure (MSISDN or HLR number) or from the IMSI.

When invoking the Restore Data procedure and an authentication information retrieval from the HLR preceding it, the VLR must derive the information for addressing the HLR from the address information received in association with the roaming number request. This may be either the IMSI received as a parameter of the MAP message requesting the Roaming Number or the Calling Party Address associated with the MAP message requesting the Roaming Number.

The gsmSCF shall be addressed using more than one Global Title number. The first Global Title number is used to address a gsmSCF for MAP. The second Global Title number is used to address a gsmSCF for CAP.

For querying the HLR to obtain the VMSC address to support location services, the GMLC has to derive the HLR address from either the MSISDN or IMSI of the target MS. When using the IMSI, the result can be an SPC or an E.214 Mobile Global Title if CCITT or ITU-T SCCP is used, or IMSI itself if ANSI SCCP is used (ANSI SCCP is used in World Zone 1).

Table 6.1/2

to from		GMLC
fixed network		---
Home Location Register		---
Visitor Location Register		---
Mobile-services Switching Centre		---
gsm Service Control Function		I:SPC/GT E:GT T:MSISDN
Shared Inter Working Function		---
Serving GPRS Support Node		---
Gateway GPRS Support Node		---
Gateway Mobile Location Centre		

I: Intra-PLMN E: Extra (Inter)-PLMN T: Address Type
GT: Global Title MGT: E.214 Mobile Global Title SPC: Signalling Point Code

6.2 Use of TC

The Mobile Application part makes use of the services offered by the Transaction Capabilities (TC) of Signalling System No. 7. ETS 300 287, which is based on CCITT White Book Recommendations Q.771 to Q.775, should be consulted for the full specification of TC.

The MAP uses all the services provided by TC except the ones related to the unstructured dialogue facility.

From a modelling perspective, the MAP is viewed as a single Application Service Element. Further structuring of it is for further study.

Transaction Capabilities refers to a protocol structure above the network layer interface (i.e., the SCCP service interface) up to the application layer including common application service elements but not the specific application service elements using them.

TC is structured as a Component sub-layer above a Transaction sub-layer.

The Component sub-layer provides two types of application services: services for the control of end-to-end dialogues and services for Remote Operation handling. These services are accessed using the TC-Dialogue handling primitives and TC-Component handling primitives respectively.

Services for dialogue control include the ability to exchange information related to application-context negotiation as well as initialisation data.

Services for Remote Operation handling provide for the exchange of protocol data units invoking tasks (operations), and reporting their outcomes (results or errors) plus any non-application-specific protocol errors detected by the

component sub-layer. The reporting of application-specific protocol errors by the TC user, as distinct from application process errors, is also provided. The Transaction sub-layer provides a simple end-to-end connection association service over which several related protocol data units (i.e. built by the Component Sub-Layer) can be exchanged. A Transaction termination can be prearranged (no indication provided to the TC user) or basic (indication provided).

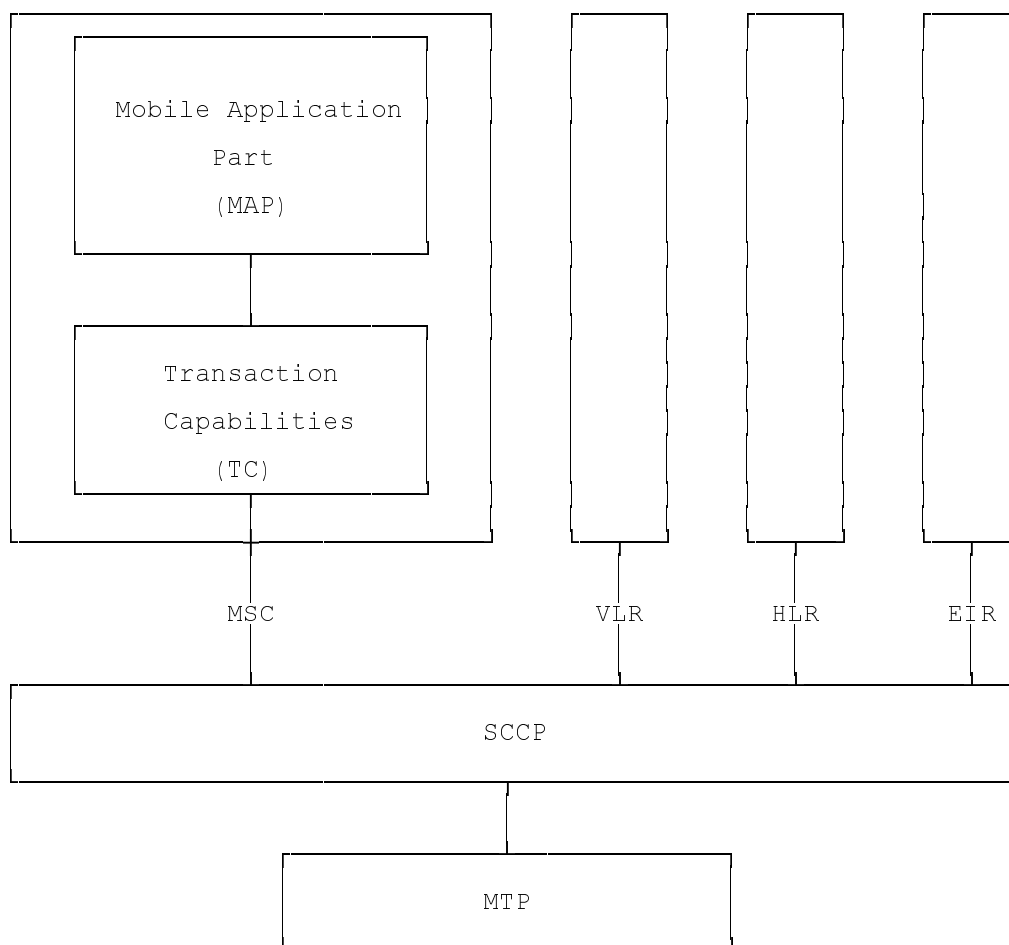


Figure 6.2/1: Facilities for supporting the Mobile Application Part in Signalling System No.7

7 General on MAP services

7.1 Terminology and definitions

The term service is used in clauses 7 to 12 as defined in CCITT Recommendation X.200. The service definition conventions of CCITT Recommendation X.210 are also used.

7.2 Modelling principles

MAP provides its users with a specified set of services and can be viewed by its users as a "black box" or abstract machine representing the MAP service-provider. The service interface can then be depicted as shown in figure 7.2/1.

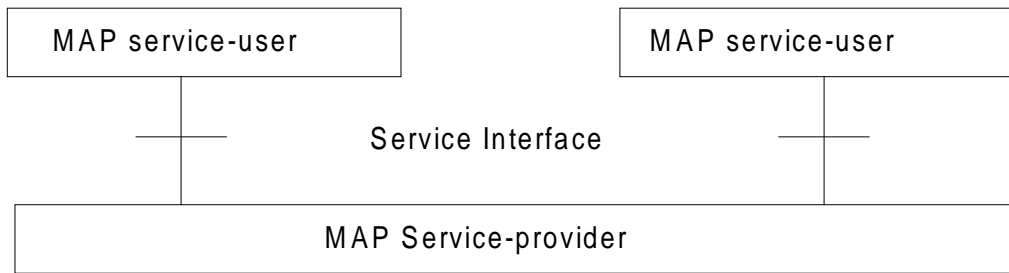


Figure 7.2/1: Modelling principles

The MAP service-users interact with the MAP service-provider by issuing or receiving MAP service-primitives at the service interface.

A MAP service-user may receive services from several instances of the MAP service-provider at the same time. In such cases the overall procedure is synchronised by the service-user.

The MAP service-primitives are named using the following notation:

MAP-ServicePrimitiveName type

where **type** can be any of: request (req), indication (ind), response (rsp) or confirm (cnf). (In the user arrow diagrams type is not indicated in the case of req/ind and indicated as "ack" in the case of rsp/cnf).

The services are further classified as unconfirmed-service, confirmed-service and provider-initiated-service where the first two categories refer to whether or not the service is confirmed by the service-provider. The confirmation may or may not correspond to a response provided by the other service-user.

MAP services are also classified as common MAP services that are available to all MAP service-users, and MAP service-user specific services, which are services available to one or several, but not all, MAP service-users.

A MAP dialogue is defined as an exchange of information between two MAP users in order to perform a common task. A MAP dialogue will consist of one or several MAP services.

7.3 Common MAP services

All MAP service-users require access to services for performing basic application layer functions:

- for establishing and clearing MAP dialogues between peer MAP service-users;
- for accessing functions supported by layers below the applications layer;
- for reporting abnormal situations;
- for handling of different MAP versions;
- for testing whether or not a persistent MAP dialogue is still active at each side.

For these purposes the following common services are defined:

- MAP-OPEN service;
- MAP-CLOSE service;
- MAP-DELIMITER service;
- MAP-U-ABORT service;
- MAP-P-ABORT service;
- MAP-NOTICE service.

In defining the service-primitives the following convention is used for categorising parameters:

- M the inclusion of the parameter is mandatory. The M category can be used for any primitive type and specifies that the corresponding parameter must be present in the indicated primitive type;
- O the inclusion of the parameter is a service-provider option. The O category can be used in indication and confirm type primitives and is used for parameters that may optionally be included by the service-provider;
- U the inclusion of the parameter is a service-user option. The U category can be used in request and response type primitives. The inclusion of the corresponding parameter is the choice of the service-user;
- C the inclusion of the parameter is conditional. The C category can be used for the following purposes:
- to indicate that if the parameter is received from another entity it must be included for the service being considered;
 - to indicate that the service user must decide whether to include the parameter, based on the context on which the service is used;
 - to indicate that one of a number of mutually exclusive parameters must be included (e.g. parameters indicating a positive result versus parameters indicating a negative result);
 - to indicate that a service user optional parameter (marked "U") or a conditional parameter (marked "C") presented by the service user in a request or response type primitive is to be presented to the service user in the corresponding indication or confirm type primitive;
- (=) when appended to one of the above, this symbol means that the parameter takes the same value as the parameter appearing immediately to its left;

blank the parameter is not present.

A primitive type may also be without parameters, i.e. no parameter is required with the primitive type; in this case the corresponding column of the table is empty.

7.3.1 MAP-OPEN service

This service is used for establishing a MAP dialogue between two MAP service-users. The service is a confirmed service with service primitives as shown in table 7.3/1.

Table 7.3/1: Service-primitives for the MAP-OPEN service

Parameters	Request	Indication	Response	Confirm
Application context name	M	M(=)	U	C(=)
Destination address	M	M(=)		
Destination reference	U	C(=)		
Originating address	U	O		
Originating reference	U	C(=)		
Specific information	U	C(=)	U	C(=)
Responding address			U	C(=)
Result			M	M(=)
Refuse-reason			C	C(=)
Provider error				O

Application context name:

This parameter identifies the type of application context being established. If the dialogue is accepted the received application context name shall be echoed. In case of refusal of dialogue this parameter shall indicate the highest version supported.

Destination address:

A valid SCCP address identifying the destination peer entity (see also clause 6). As an implementation option, this parameter may also, in the indication, be implicitly associated with the service access point at which the primitive is issued.

Destination-reference:

This parameter is a reference that refines the identification of the called process. It may be identical to Destination address but its value is to be carried at MAP level. Table 7.3/2 describes the MAP services using this parameter. Only these services are allowed to use it.

Table 7.3/2: Use of the destination reference

MAP service	Reference type	Use of the parameter
MAP-REGISTER-SS	IMSI	Subscriber identity
MAP-ERASE-SS	IMSI	Subscriber identity
MAP-ACTIVATE-SS	IMSI	Subscriber identity
MAP-DEACTIVATE-SS	IMSI	Subscriber identity
MAP-INTERROGATE-SS	IMSI	Subscriber identity
MAP-REGISTER-PASSWORD	IMSI	Subscriber identity
MAP-PROCESS-UNSTRUCTURED-SS-REQUEST	IMSI	Subscriber identity
MAP-UNSTRUCTURED-SS-REQUEST	IMSI	Subscriber identity
MAP-UNSTRUCTURED-SS-NOTIFY	IMSI	Subscriber identity
MAP-FORWARD-SHORT-MESSAGE	IMSI (note)	Subscriber identity
MAP-REGISTER-CC-ENTRY	IMSI	Subscriber identity
MAP-ERASE-CC-ENTRY	IMSI	Subscriber identity

NOTE: Only when the IMSI and the LMSI are received together from the HLR in the mobile terminated short message transfer.

Originating address:

A valid SCCP address identifying the requestor of a MAP dialogue (see also clause 6). As an implementation option, this parameter may also, in the request, be implicitly associated with the service access point at which the primitive is issued.

Originating-reference:

This parameter is a reference that refines the identification of the calling process. It may be identical to the Originating address but its value is to be carried at MAP level. Table 7.3/3 describes the MAP services using the parameter. Only these services are allowed to use it. Processing of the Originating-reference shall be performed according to the supplementary service descriptions and other service descriptions, e.g. operator determined barring.

Table 7.3/3: Use of the originating reference

MAP service	Reference type	Use of the parameter
MAP-REGISTER-SS	ISDN-Address-String	Originated entity address
MAP-ERASE-SS	ISDN-Address-String	Originated entity address
MAP-ACTIVATE-SS	ISDN-Address-String	Originated entity address
MAP-DEACTIVATE-SS	ISDN-Address-String	Originated entity address
MAP-INTERROGATE-SS	ISDN-Address-String	Originated entity address
MAP-REGISTER-PASSWORD	ISDN-Address-String	Originated entity address
MAP-PROCESS-UNSTRUCTURED-SS-REQUEST	ISDN-Address-String	Originated entity address
MAP-REGISTER-CC-ENTRY	ISDN-Address-String	Originated entity address
MAP-ERASE-CC-ENTRY	ISDN-Address-String	Originated entity address

Specific information:

This parameter may be used for passing any user specific information. Establishment and processing of the Specific information is not specified by GSM and shall be performed according to operator specific requirements.

Responding address:

An address identifying the responding entity. The responding address is included if required by the context (e.g. if it is different from the destination address).

Result:

This parameter indicates whether the peer accepts the dialogue.

Refuse reason:

This parameter is only present if the Result parameter indicates that the dialogue is refused. It takes one of the following values:

- Application-context-not-supported;
- Invalid-destination-reference;
- Invalid-originating-reference;
- No-reason-given;
- Remote node not reachable;
- Potential version incompatibility.

7.3.2 MAP-CLOSE service

This service is used for releasing a previously established MAP dialogue. The service may be invoked by either MAP service-user depending on rules defined within the service-user. The service is an unconfirmed service with parameters as shown in table 7.3/4.

Table 7.3/4: Service-primitives for the MAP-CLOSE service

Parameters	Request	Indication
Release method	M	
Specific Information	U	C(=)

Release method:

This parameter can take the following two values:

- normal release; in this case the primitive is mapped onto the protocol and sent to the peer;
- prearranged end; in this case the primitive is not mapped onto the protocol. Prearranged end is managed independently by the two users, i.e. only the request type primitive is required in this case.

Specific information:

This parameter may be used for passing any user specific information. Establishment and processing of the Specific information is not specified by GSM GSM and shall be performed according to operator specific requirements.

7.3.3 MAP-DELIMITER service

This service is used to explicitly request the transfer of the MAP protocol data units to the peer entities.

See also subclause 7.4 and 7.5 for the detailed use of the MAP-DELIMITER service.

The service is an unconfirmed service with service-primitives as shown in table 7.3/5.

Table 7.3/5: Service-primitives for the MAP-DELIMITER service

Parameters	Request	Indication

7.3.4 MAP-U-ABORT service

This service enables the service-user to request the MAP dialogue to be aborted. The service is an unconfirmed service with service-primitives as shown in table 7.3/6.

Table 7.3/6: Service-primitives for the MAP-U-ABORT service

Parameters	Request	Indication
User reason	M	M(=)
Diagnostic information	U	C(=)
Specific information	U	C(=)

User reason:

This parameter can take the following values:

- resource limitation (congestion);
the requested user resource is unavailable due to congestion;
- resource unavailable;
the requested user resource is unavailable for reasons other than congestion;

- application procedure cancellation;
the procedure is cancelled for reasons detailed in the diagnostic information parameter;
- procedure error;
processing of the procedure is terminated for procedural reasons.

Diagnostic information:

This parameter may be used to give additional information for some of the values of the user-reason parameter:

Table 7.3/7: User reason and diagnostic information

User reason	Diagnostic information
Resource limitation (congestion)	-
Resource unavailable	Short term/long term problem
Application procedure cancellation	Handover cancellation/ Radio Channel release/ Network path release/ Call release/ Associated procedure failure/ Tandem dialogue released/ Remote operations failure
Procedure error	-

Specific information:

This parameter may be used for passing any user specific information. Establishment and processing of the Specific information is not specified by GSM and shall be performed according to operator specific requirements.

7.3.5 MAP-P-ABORT service

This service enables the MAP service-provider to abort a MAP dialogue. The service is a provider-initiated service with service-primitives as shown in table 7.3/8.

Table 7.3/8: Service-primitives for the MAP-P-ABORT service

Parameters		Indication
Provider reason		M
Source		M

Provider reason:

This parameter indicates the reason for aborting the MAP dialogue:

- provider malfunction;
- supporting dialogue/transaction released;
- resource limitation;
- maintenance activity;
- version incompatibility;
- abnormal MAP dialogue.

Source:

This parameter indicates the source of the abort. For Transaction Capabilities (TC) applications the parameter may take the following values:

- MAP problem;
- TC problem;
- network service problem.

Table 7.3/9: Values of provider reason and source parameters and examples of corresponding events

Provider reason	Source	Corresponding event
Provider malfunction	MAP	Malfunction at MAP level at peer entity
	TC	"Unrecognised message type" or "Badly formatted transaction portion" or "Incorrect transaction portion" received in TC-P-ABORT "Abnormal dialogue"
	Network service	Malfunction at network service level at peer entity
Supporting dialogue/transaction released	TC	"Unrecognised transaction ID" received in TC-ABORT
Resource limitation	MAP	Congestion towards MAP peer service-user
	TC	"Resource limitation" received in TC-P-ABORT
Maintenance activity	MAP	Maintenance at MAP peer service-user
	Network service	Maintenance at network peer service level
Abnormal MAP dialogue	MAP	MAP dialogue is not in accordance with specified application context
Version incompatibility	TC	A Provider Abort indicating "No common dialogue portion" is received in the dialogue initiated state

7.3.6 MAP-NOTICE service

This service is used to notify the MAP service-user about protocol problems related to a MAP dialogue not affecting the state of the protocol machines.

The service is a provider-initiated service with service-primitive as shown in table 7.3/10.

Table 7.3/10: Service-primitive for the MAP-NOTICE service

Parameters	Indication
Problem diagnostic	M

Problem diagnostic:

This parameter can take one of the following values:

- abnormal event detected by the peer;
- response rejected by the peer;
- abnormal event received from the peer;
- message cannot be delivered to the peer.

7.4 Sequencing of services

The sequencing of services is shown in figure 7.4/1 and is as follows:

Opening:

The MAP-OPEN service is invoked before any user specific service-primitive is accepted. The sequence may contain none, one or several user specific service-primitives. If no user specific service-primitive is contained

between the MAP-OPEN and the MAP-DELIMITER primitives, then this will correspond to sending an empty Begin message in TC. If more than one user specific service-primitive is included, all are to be sent in the same Begin message. The sequence ends with a MAP-DELIMITER primitive.

Continuing:

This sequence may not be present in some MAP dialogues. If it is present, it ends with a MAP-DELIMITER primitive. If more than one user specific service-primitive is included, all are to be included in the same Continue message.

Closing:

The sequence can only appear after an opening sequence or a continuing sequence. The sequence may contain none, one or several user specific service-primitives if the MAP-CLOSE primitive specifies normal release. If no user specific service-primitive is included, then this will correspond to sending an empty End message in TC. If more than one user specific service-primitive is included, all are to be sent in the same End message. If prearranged end is specified, the sequence cannot contain any user specific service-primitive. The MAP-CLOSE primitive must be sent after all user specific service-primitives have been delivered to the MAP service-provider.

Aborting:

A MAP service-user can issue a MAP-U-ABORT primitive at any time after the MAP dialogue has been opened or as a response to an attempt to open a MAP dialogue.

The MAP service-provider may issue at any time a MAP-P-ABORT primitive towards a MAP service-user for which a MAP dialogue exists.

MAP-U-ABORT primitives and MAP-P-ABORT primitives terminate the MAP dialogue.

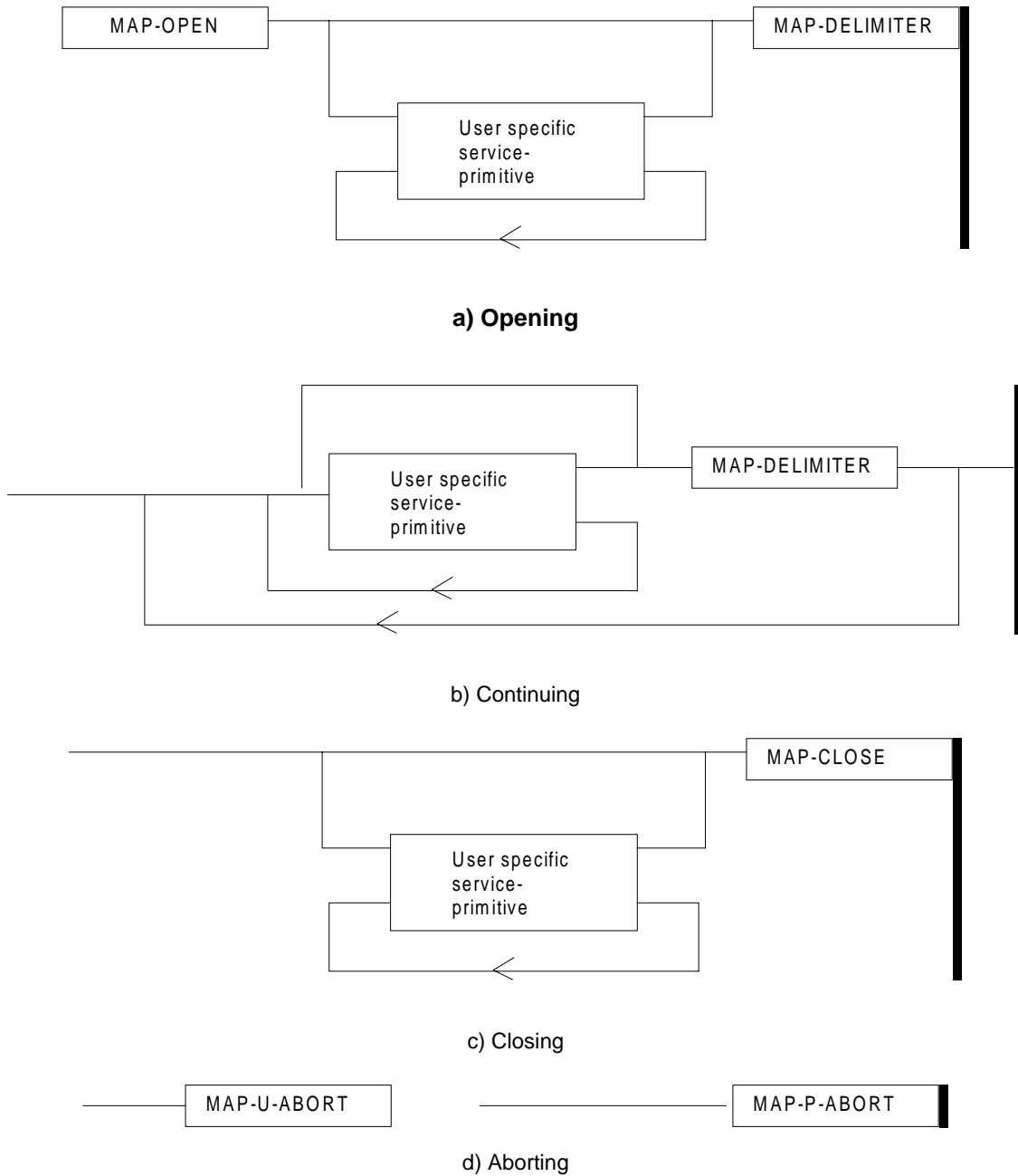


Figure 7.4/1: Sequencing of services

If the reason "resource unavailable (short term problem)" is indicated in the MAP-U-ABORT indication primitive, the MAP service-user may decide to attempt a new MAP dialogue establishment immediately.

Sequencing of user specific service-primitives is done by the MAP service-user and based on rules applicable for each MAP service-user instance.

A MAP-NOTICE indication primitive may be received at any time during the active period of a MAP dialogue.

7.5 General rules for mapping of services onto TC

7.5.1 Mapping of common services

Table 7.5/1 gives an overview of the mapping rules for mapping of common services onto TC-services. Table 7.5/2 gives the mapping rules for mapping of TC-services onto common services.

Protocol machine description is given in clauses 14 to 17.

Table 7.5/1: Mapping of common services onto TC services

MAP service-primitive	TC service-primitive
MAP-OPEN request (+ any user specific service primitives) + MAP-DELIMITER request	TC-BEGIN request (+ component handling primitives)
MAP-OPEN response (+ any user specific service primitives) + MAP-DELIMITER request	TC-CONTINUE request (note) (+ component handling primitives)
(any user specific service primitives) + MAP-DELIMITER request	TC-CONTINUE request (+ component handling primitives)
(any user specific service primitives) + MAP-CLOSE request	TC-END request (+ component handling primitives)
MAP-U-ABORT request	TC-U-ABORT request

NOTE: or TC-END if the MAP-CLOSE request has been received before the MAP-DELIMITER request.

Table 7.5/2: Mapping of TC services onto common service

TC service-primitive	MAP service-primitive
TC-BEGIN indication (+ component handling primitives)	MAP-OPEN indication (+ user specific service primitives) + MAP-DELIMITER indication (note 1)
TC-CONTINUE indication (+ component handling primitives)	First time: MAP-OPEN confirm (+ user specific service primitives) + MAP-DELIMITER indication (note 1) Subsequent times: (user specific service primitives) + MAP-DELIMITER indication (note 1)
TC-END indication (+ component handling primitives)	MAP-OPEN confirm (note 6) (user specific service primitives) + MAP-CLOSE indication
TC-U-ABORT indication	MAP-U-ABORT indication or MAP-P-ABORT indication (note 2) MAP-OPEN confirmation (note 3)
TC-P-ABORT indication	MAP-P-ABORT indication (note 4) MAP-OPEN confirmation (note 5)

NOTE 1: It may not be necessary to present this primitive to the user for MAP version 2 applications.

NOTE 2: The mapping depends on whether the TC-U-ABORT indication primitive contains a MAP-abort-PDU from the remote MAP service-provider or a MAP-user-abort-PDU from the remote MAP service-user.

NOTE 3: Only if the opening sequence is pending and if the "Abort Reason" in the TC-U-ABORT indication is set to "Application Context Not Supported".

NOTE 4: If the "Abort Reason" in the TC-P-ABORT indication is set to a value different from "Incorrect Transaction Portion".

NOTE 5: Only if the opening sequence is pending and if the "Abort Reason" in the TC-P-ABORT indication is set to "Incorrect Transaction Portion".

NOTE 6: Only if opening sequence is pending.

7.5.2 Mapping of user specific services

Table 7.5/3 gives the general mapping rules which apply to mapping of MAP user specific services onto TC services and table 7.5/4 gives the similar rules for mapping of TC services onto MAP user specific services. Detailed mapping is given in clauses 14 to 17.

Table 7.5/3: Mapping of MAP user specific services onto TC services

MAP service-primitive	TC-service-primitive
MAP-xx request	TC-INVOKE request
MAP-xx response (note 1)	TC-RESULT-L request TC-U-ERROR request TC-U-REJECT request TC-INVOKE request (note 2)

Table 7.5/4: Mapping of TC services onto MAP user specific services

TC-service-primitive	MAP service-primitive
TC-INVOKE indication	MAP-xx indication
TC-RESULT-L indication (note 4) TC-U-ERROR indication TC-INVOKE indication (note 2) TC-L-CANCEL indication	MAP-xx confirm
TC-U-REJECT indication TC-L-REJECT indication TC-R-REJECT indication	MAP-xx confirm or MAP-NOTICE indication (note 3)

Notes to tables 7.5/3 and 7.5/4:

NOTE 1: The mapping is determined by parameters contained in the MAP-xx response primitive.

NOTE 2: This applies only to TC class 4 operations where the operation is used to pass a result of another class 2 or class 4 operation.

NOTE 3: The detailed mapping rules are given in clause 16.

NOTE 4: If RESULT-NL components are present they are mapped onto the same MAP-xx confirm.

7.6 Definition of parameters

Following is an alphabetic list of parameters used in the common MAP-services in subclause 7.3:

Application context name	7.3.1	Refuse reason	7.3.1
Destination address	7.3.1	Release method	7.3.2
Destination reference	7.3.1	Responding address	7.3.1
Diagnostic information	7.3.4	Result	7.3.1
Originating address	7.3.1	Source	7.3.5
Originating reference	7.3.1	Specific information	7.3.1/7.3.2/7.3.4
Problem diagnostic	7.3.6	User reason	7.3.4
Provider reason	7.3.5		

Following is an alphabetic list of parameters contained in this clause:

Absent Subscriber Diagnostic SM	7.6.8.9	Invoke Id	7.6.1.1
Access connection status	7.6.9.3	ISDN Bearer Capability	7.6.3.41
		IST Alert Timer	7.6.3.66
		IST Information Withdrawn	7.6.3.68
		IST Support Indicator	7.6.3.69
Access signalling information	7.6.9.5	Kc	7.6.7.4
Additional Absent Subscriber Diagnostic SM	7.6.8.12	Linked Id	7.6.1.2
Additional number	7.6.2.46	LMSI	7.6.2.16
Additional signal info	7.6.9.10	Location Information	7.6.2.30
Additional SM Delivery Outcome	7.6.8.11		
Age Indicator	7.6.3.72	Location update type	7.6.9.6
		Long Forwarded-to Number	7.6.2.22A
		Long FTN Supported	7.6.2.22B
Alert Reason	7.6.8.8	Lower Layer Compatibility	7.6.3.42
		LSA Information	7.6.3.56
		LSA Information Withdraw	7.6.3.58
		MC Information	7.6.4.48
		MC Subscription Data	7.6.4.47
Alert Reason Indicator	7.6.8.10	Mobile Not Reachable Reason	7.6.3.51
Alerting Pattern	7.6.3.44	Modification request for CSI	7.6.3.81
All GPRS Data	7.6.3.53	Modification request for SS Information	7.6.3.82
All Information Sent	7.6.1.5	More Messages To Send	7.6.8.7
AN-apdu	7.6.9.1		
APN	7.6.2.42	MS ISDN	7.6.2.17
Authentication set list	7.6.7.1	MSC number	7.6.2.11
B-subscriber Address	7.6.2.36	MSISdn-Alert	7.6.2.29
		Multicall Bearer Information	7.6.2.52
		Multiple Bearer Requested	7.6.2.53
		Multiple Bearer Not Supported	7.6.2.54
B subscriber Number	7.6.2.48	MWD status	7.6.8.3
		NbrUser	7.6.4.45
B subscriber subaddress	7.6.2.49	Network Access Mode	7.6.3.50
Basic Service Group	7.6.4.40	Network node number	7.6.2.43
Bearer service	7.6.4.38	Network resources	7.6.10.1
		Network signal information	7.6.9.8
Call Barring Data	7.6.3.83	New password	7.6.4.20
Call barring feature	7.6.4.19	No reply condition timer	7.6.4.7
Call barring information	7.6.4.18	North American Equal Access preferred Carrier Id	7.6.2.34
		Number Portability Status	7.6.5.14
Call Direction	7.6.5.8	ODB Data	7.6.3.85
Call Forwarding Data	7.6.3.84	ODB General Data	7.6.3.9
Call Info	7.6.9.9	ODB HPLMN Specific Data	7.6.3.10
Call reference	7.6.5.1		
Call Termination Indicator	7.6.3.67	OMC Id	7.6.2.18
Called number	7.6.2.24	Originally dialled number	7.6.2.26
Calling number	7.6.2.25	Originating entity number	7.6.2.10
CAMEL Subscription Info	7.6.3.78	Override Category	7.6.4.4
CAMEL Subscription Info Withdraw	7.6.3.38	P-TMSI	7.6.2.47
Cancellation Type	7.6.3.52	PDP-Address	7.6.2.45
Category	7.6.3.1	PDP-Context identifier	7.6.3.55
CCBS Feature	7.6.5.8		
CCBS Request State	7.6.4.49	PDP-Type	7.6.2.44
Channel Type	7.6.5.9	Pre-paging supported	7.6.5.15
Chosen Channel	7.6.5.10	Previous location area Id	7.6.2.4
Ciphering mode	7.6.7.7	Protocol Id	7.6.9.7
Cksn	7.6.7.5	Provider error	7.6.1.3
CLI Restriction	7.6.4.5	QoS-Subscribed	7.6.3.47
CM service type	7.6.9.2	Radio Resource Information	7.6.6.10
		Rand	7.6.7.2
Complete Data List Included	7.6.3.54		
CS Allocation Retention priority	7.6.3.87	Regional Subscription Data	7.6.3.11
CUG feature	7.6.3.26	Regional Subscription Response	7.6.3.12
CUG index	7.6.3.25	Relocation Number List	7.6.2.19A
		Requested Info	7.6.3.31
CUG info	7.6.3.22	Requested Subscription Info	7.6.3.86
CUG interlock	7.6.3.24		

CUG Outgoing Access indicator	7.6.3.8	Roaming number	7.6.2.19
CUG subscription	7.6.3.23	Roaming Restricted In SGSN Due To	7.6.3.49
CUG Subscription Flag	7.6.3.37	Unsupported Feature	
		Roaming Restriction Due To	7.6.3.13
		Unsupported Feature	
Current location area Id	7.6.2.6	Current Security Context	7.6.7.8
Current password	7.6.4.21	Service centre address	7.6.2.27
eMLPP Information	7.6.4.41	Serving Cell Id	7.6.2.37
Encryption Information	7.6.6.9	SGSN address	7.6.2.39
Equipment status	7.6.3.2		
Extensible Basic Service Group	7.6.3.5	SGSN CAMEL Subscription Info	7.6.3.75
Extensible Bearer service	7.6.3.3	SGSN number	7.6.2.38
		SIWF Number	7.6.2.35
Extensible Call barring feature	7.6.3.21	SoLSA Support Indicator	7.6.3.57
Extensible Call barring information	7.6.3.20	SM Delivery Outcome	7.6.8.6
Extensible Call barring information for CSE	7.6.3.79	SM-RP-DA	7.6.8.1
Extensible Forwarding feature	7.6.3.16	SM-RP-MTI	7.6.8.16
Extensible Forwarding info	7.6.3.15		
Extensible Forwarding information for CSE	7.6.3.80	SM-RP-OA	7.6.8.2
Extensible Forwarding Options	7.6.3.18	SM-RP-PRI	7.6.8.5
Extensible No reply condition timer	7.6.3.19	SM-RP-SMEA	7.6.8.17
Extensible QoS-Subscribed	7.6.3.74		
Extensible SS-Data	7.6.3.29	SM-RP-UI	7.6.8.4
Extensible SS-Info	7.6.3.14	Sres	7.6.7.3
Extensible SS-Status	7.6.3.17	SS-Code	7.6.4.1
Extensible Teleservice	7.6.3.4	SS-Data	7.6.4.3
External Signal Information	7.6.9.4	SS-Event	7.6.4.42
Failure Cause	7.6.7.9	SS-Event-Data	7.6.4.43
Forwarded-to number	7.6.2.22	SS-Info	7.6.4.24
Forwarded-to subaddress	7.6.2.23	SS-Status	7.6.4.2
Forwarding feature	7.6.4.16		
Forwarding information	7.6.4.15	Stored location area Id	7.6.2.5
Forwarding Options	7.6.4.6	Subscriber State	7.6.3.30
		Subscriber Status	7.6.3.7
GGSN address	7.6.2.40	Super-Charger Supported in HLR	7.6.3.70
GGSN number	7.6.2.41	Super-Charger Supported in Serving Network Entity	7.6.3.71
GMSC CAMEL Subscription Info	7.6.3.34	Supported CAMEL Phases in VLR	7.6.3.36
GPRS enhancements support indicator	7.6.3.73	Supported CAMEL Phases in SGSN	7.6.3.36A
GPRS Node Indicator	7.6.8.14	Suppress T-CSI	7.6.3.33
GPRS Subscription Data	7.6.3.46	Suppression of Announcement	7.6.3.32
		Target cell Id	7.6.2.8
GPRS Subscription Data Withdraw	7.6.3.45	Target location area Id	7.6.2.7
GPRS Support Indicator	7.6.8.15	Target RNC Id	7.6.2.8A
Group Id	7.6.2.33	Target MSC number	7.6.2.12
GSM bearer capability	7.6.3.6	Teleservice	7.6.4.39
Guidance information	7.6.4.22	TMSI	7.6.2.2
Handover number	7.6.2.21	Trace reference	7.6.10.2
High Layer Compatibility	7.6.3.43	Trace type	7.6.10.3
HLR Id	7.6.2.15	User error	7.6.1.4
HLR number	7.6.2.13	USSD Data Coding Scheme	7.6.4.36
HO-Number Not Required	7.6.6.7	USSD String	7.6.4.37
IMEI	7.6.2.3	UU Data	7.6.5.12
IMSI	7.6.2.1	UUS CF Interaction	7.6.5.13
Integrity Protection Information	7.6.6.8	VBS Data	7.6.3.40
Inter CUG options	7.6.3.27	VGCS Data	7.6.3.39
Intra CUG restrictions	7.6.3.28		
		VLR CAMEL Subscription Info	7.6.3.35
		VLR number	7.6.2.14
		VPLMN address allowed	7.6.3.48
		Zone Code	7.6.2.28

7.6.1 Common parameters

The following set of parameters is used in several MAP service-primitives.

7.6.1.1 Invoke Id

This parameter identifies corresponding service primitives. The parameter is supplied by the MAP service-user and must be unique over each service-user/service-provider interface.

7.6.1.2 Linked Id

This parameter is used for linked services and it takes the value of the invoke Id of the service linked to.

7.6.1.3 Provider error

This parameter is used to indicate a protocol related type of error:

- duplicated invoke Id;
- not supported service;
- mistyped parameter;
- resource limitation;
- initiating release, i.e. the peer has already initiated release of the dialogue and the service has to be released;
- unexpected response from the peer;
- service completion failure;
- no response from the peer;
- invalid response received.

7.6.1.4 User error

This parameter can take values as follows:

NOTE: The values are grouped in order to improve readability; the grouping has no other significance.

a) Generic error:

- system failure, i.e. a task cannot be performed because of a problem in another entity. The type of entity or network resource may be indicated by use of the network resource parameter;
- data missing, i.e. an optional parameter required by the context is missing;
- unexpected data value, i.e. the data type is formally correct but its value or presence is unexpected in the current context;
- resource limitation;
- initiating release, i.e. the receiving entity has started the release procedure;
- facility not supported, i.e. the requested facility is not supported by the PLMN;
- incompatible terminal, i.e. the requested facility is not supported by the terminal.

b) Identification or numbering problem:

- unknown subscriber, i.e. no such subscription exists;
- number changed, i.e. the subscription does not exist for that number any more;
- unknown MSC;
- unidentified subscriber, i.e. if the subscriber is not contained in the database and it has not or cannot be established whether or not a subscription exists;

- unallocated roaming number;
 - unknown equipment;
 - unknown location area.
- c) Subscription problem:
- roaming not allowed, i.e. a location updating attempt is made in an area not covered by the subscription;
 - illegal subscriber, i.e. illegality of the access has been established by use of authentication procedure;
 - bearer service not provisioned;
 - teleservice not provisioned;
 - illegal equipment, i.e. the IMEI check procedure has shown that the IMEI is blacklisted or not whitelisted.
- d) Handover problem:
- no handover number available, i.e. the VLR cannot allocate a number for handover or cannot allocate the required amount of numbers for relocation;
 - subsequent handover failure, i.e. handover to a third MSC failed for some reason.
- e) Operation and maintenance problem:
- tracing buffer full, i.e. tracing cannot be performed because the tracing capacity is exceeded.
- f) Call set-up problem:
- no roaming number available, i.e. a roaming number cannot be allocated because all available numbers are in use;
 - absent subscriber, i.e. the subscriber has activated the detach service or the system detects the absence condition. This error may be qualified to indicate whether the subscriber was IMSI detached, in a restricted area or did not respond to paging;
 - busy subscriber. This error may be qualified to indicate that the subscriber was busy due to CCBS and that CCBS is possible;
 - no subscriber reply;
 - forwarding violation, i.e. the call has already been forwarded the maximum number of times that is allowed;
 - CUG reject, i.e. the call does not pass a CUG check; additional information may also be given in order to indicate rejection due to e.g. incoming call barred or non-CUG membership;
 - call barred. Optionally, additional information may be included for indicating either that the call meets a barring condition set by the subscriber or that the call is barred for operator reasons. In case of barring of Mobile Terminating Short Message, the additional information may indicate a barring condition due to «unauthorised Message Originator»;
 - optimal routeing not allowed, i.e. the entity which sends the error does not support optimal routeing, or the HLR will not accept an optimal routeing interrogation from the GMSC, or the call cannot be optimally routed because it would contravene optimal routeing constraints;
 - forwarding failed, i.e. the GMSC interrogated the HLR for forwarding information but the HLR returned an error.
- g) Supplementary services problem:
- call barred;
 - illegal SS operation;
 - SS error status;

- SS not available;
- SS subscription violation;
- SS incompatibility;
- negative password check;
- password registration failure;
- Number of Password Attempts;
- USSD Busy;
- Unknown Alphabet;
- short term denial;
- long term denial.

For definition of these errors see GSM 04.80.

h) Short message problem:

- SM delivery failure with detailed reason as follows:
 - memory capacity exceeded;
 - MS protocol error;
 - MS not equipped;
 - unknown service centre (SC);
 - SC congestion;
 - invalid SME address;
 - subscriber is not an SC subscriber;
 - and possibly detailed diagnostic information, coded as specified in GSM 03.40, under SMS-SUBMIT-REPORT and SMS-DELIVERY-REPORT. If the SM entity that returns the SM Delivery Failure error includes detailed diagnostic information, it shall be forwarded in the MAP_MO_FORWARD_SHORT_MESSAGE and in the MAP_MT_FORWARD_SHORT_MESSAGE response.
- message waiting list full, i.e. no further SC address can be added to the message waiting list.
- Subscriber busy for MT SMS, i.e. the mobile terminated short message transfer cannot be completed because:
 - another mobile terminated short message transfer is going on and the delivery node does not support message buffering; or
 - another mobile terminated short message transfer is going on and it is not possible to buffer the message for later delivery; or
 - the message was buffered but it is not possible to deliver the message before the expiry of the buffering time defined in GSM 03.40;
- Absent Subscriber SM, i.e. the mobile terminated short message transfer cannot be completed because the network cannot contact the subscriber. Diagnostic information regarding the reason for the subscriber's absence may be included with this error.

i) Location services problem:

- Unauthorised Requesting Network

- Unauthorised LCS Client with detailed reason as follows
- Unauthorised Privacy Class
- Unauthorised Call Unrelated External Client
- Unauthorised Call Related External Client
- Privacy override not applicable
- Position method failure with detailed reason as follows:
 - Congestion
 - Insufficient resources
 - Insufficient Measurement Data
 - Inconsistent Measurement Data
 - Location procedure not completed
 - Location procedure not supported by target MS
 - QoS not attainable
- Unknown or unreachable LCS Client

7.6.1.5 All Information Sent

This parameter indicates to the receiving entity when the sending entity has sent all necessary information.

7.6.2 Numbering and identification parameters

7.6.2.1 IMSI

This parameter is the International Mobile Subscriber Identity defined in GSM 03.03.

7.6.2.2 TMSI

This parameter is the Temporary Mobile Subscriber Identity defined in GSM 03.03.

7.6.2.3 IMEI

This parameter is the International Mobile Equipment Identity defined in GSM 03.03.

7.6.2.4 Previous location area Id

This parameter refers to the identity of the location area from which the subscriber has roamed.

7.6.2.5 Stored location area Id

This parameter refers to the location area where the subscriber is assumed to be located.

7.6.2.6 Current location area Id

This parameter is used to indicate the location area in which the subscriber is currently located.

7.6.2.7 Target location area Id

This parameter refers to the location area into which the subscriber intends to roam.

7.6.2.8 Target cell Id

This parameter refers to the identity of the cell to which a call has to be handed over.

7.6.2.8A Target RNC Id

This parameter refers to the identity of the RNC to which a call has to be relocated.

7.6.2.9 Void

7.6.2.10 Originating entity number

This parameter refers to an application layer identification of a system component in terms of its associated ISDN number.

7.6.2.11 MSC number

This parameter refers to the ISDN number of an MSC.

7.6.2.12 Target MSC number

This parameter refers to the ISDN number of an MSC to which a call has to be handed over.

7.6.2.13 HLR number

This parameter refers to the ISDN number of an HLR.

7.6.2.14 VLR number

This parameter refers to the ISDN number of a VLR.

7.6.2.15 HLR Id

This parameter refers to the identity of an HLR derived from the IMSI defined in CCITT Recommendation E.212.

7.6.2.16 LMSI

This parameter refers to a local identity allocated by the VLR to a given subscriber for internal management of data in the VLR. LMSI shall not be sent to the SGSN.

7.6.2.17 MS ISDN

This parameter refers to one of the ISDN numbers assigned to a mobile subscriber in accordance with CCITT Recommendation E.213.

7.6.2.18 OMC Id

This parameter refers to the identity of an Operation and Maintenance Centre.

7.6.2.19 Roaming number

This parameter refers to the roaming number as defined in CCITT Recommendation E.213.

7.6.2.19A Relocation Number List

This parameter refers to the number(s) used for routing one call or several calls between MSCs during relocation.

7.6.2.20 Void

7.6.2.21 Handover number

This parameter refers to the number used for routing a call between MSCs during handover.

7.6.2.22 Forwarded-to number

This parameter refers to the address to which a call is to be forwarded. A subaddress may be appended. For subscribers having an originating CAMEL Phase 2 or higher subscription, this address need not be in E.164 international format.

7.6.2.22A Long forwarded-to number

This parameter refers to the address to which a call is to be forwarded. A subaddress may be appended. For subscribers having an originating CAMEL Phase 2 or higher subscription this address need not be in international format.

7.6.2.22B Long FTN Supported

This parameter indicates that the sending entity supports Long Forwarded-to Numbers.

7.6.2.23 Forwarded-to subaddress

This parameter refers to the sub-address attached to the address to which a call is to be forwarded.

7.6.2.24 Called number

This parameter refers to a called party number as defined in CCITT Recommendation Q.767.

7.6.2.25 Calling number

This parameter refers to a calling party number as defined in CCITT Recommendation Q.767.

7.6.2.26 Originally dialled number

This parameter refers to the number dialled by the calling party in order to reach a mobile subscriber.

7.6.2.27 Service centre address

This parameter represents the address of a Short Message Service Centre.

7.6.2.28 Zone Code

This parameter is used to define location areas into which the subscriber is allowed or not allowed to roam (regional subscription). With a complete list of Zone Codes the VLR or the SGSN is able to determine for all its location areas whether roaming is allowed or not.

7.6.2.29 MSISdn-Alert

This parameter refers to the MSISDN stored in a Message Waiting Data File in the HLR. It is used to alert the Service Centre when the MS is again attainable.

7.6.2.30 Location Information

This parameter indicates the location of the served subscriber as defined in GSM 03.18.

7.6.2.31 GMSC Address

This parameter refers to the E.164 address of a GMSC.

7.6.2.32 VMSC Address

This parameter refers to the E.164 address of a VMSC.

7.6.2.33 Group Id

This parameter is used to describe groups a subscriber can be a member of. A subscriber can partake in all group calls (VBS/VGCS) where he subscribed to the respective groups.

7.6.2.34 North American Equal Access preferred Carrier Id

This parameter refers to the carrier identity preferred by the subscriber for calls requiring routing via an inter-exchange carrier. This identity is used at:

- outgoing calls: when the subscriber does not specify at call set-up a carrier identity;
- forwarded calls: when a call is forwarded by the subscriber;
- incoming calls: applicable to the roaming leg of the call.

7.6.2.35 SIWFS Number

This parameter refers to the number used for routing a call between the MSC and the SIWFS (used by ISUP).

7.6.2.36 B-subscriber address

This parameter refers to the address used by the SIWFS to route the outgoing call from the SIWFS to either the B-subscriber in case of the non-loop method or back to the VMSC in case of the loop method.

7.6.2.37 Serving cell global Id or service area Id

This parameter indicates the cell or the service area currently being used by the served subscriber.

7.6.2.38 SGSN number

This parameter refers to the ISDN number of a SGSN.

7.6.2.39 SGSN address

This parameter refers to the IP-address of a SGSN. This parameter is defined in GSM 03.03.

7.6.2.40 GGSN address

This parameter refers to the IP-address of a GGSN. This parameter is defined in GSM 03.03.

7.6.2.41 GGSN number

This parameter refers to the ISDN number of a GGSN or the ISDN number of the protocol-converter if a protocol-converting GSN is used between the GGSN and the HLR.

7.6.2.42 APN

This parameter refers to the DNS name of a GGSN. This parameter is defined in GSM 03.60.

7.6.2.43 Network Node number

This parameter refers either to the ISDN number of SGSN or to the ISDN number of MSC.

7.6.2.44 PDP-Type

This parameter indicates which type of protocol is used by the MS as defined in GSM 03.60.

7.6.2.45 PDP-Address

This parameter indicates the address of the data protocol as defined in GSM 03.60.

7.6.2.46 Additional number

This parameter can refer either to the SGSN number or to the MSC number.

7.6.2.47 P-TMSI

This parameter is the Packet Temporary Mobile Subscriber Identity defined in GSM 03.03.

7.6.2.48 B-subscriber number

This parameter refers to the number of the destination B dialled by the A user. This may include a subaddress.

7.6.2.49 B-subscriber subaddress

This parameter refers to the sub-address attached to the destination B dialled by the A user.

7.6.2.50 LMU Number

This parameter refers to a local number assigned to an LMU by an SMLC.

7.6.2.51 MLC Number

This parameter refers to the ISDN (E.164) number of an MLC.

7.6.2.52 Multicall Bearer Information

This parameter refers to the number of simultaneous bearers supported per user by the serving network.

7.6.2.53 Multiple Bearer Requested

This parameter indicates whether multiple bearers are requested for a relocation.

7.6.2.54 Multiple Bearer Not Supported

This parameter indicates whether multiple bearers are supported.

7.6.3 Subscriber management parameters

7.6.3.1 Category

This parameter refers to the calling party category as defined in CCITT Recommendation Q.767.

7.6.3.2 Equipment status

This parameter refers to the status of the mobile equipment as defined in GSM 02.16.

7.6.3.3 Extensible Bearer service

This parameter may refer to a single bearer service, a set of bearer services or to all bearer services as defined in GSM 02.02. This parameter is used only for subscriber profile management. Extensible Bearer service values include all values defined for a Bearer service parameter (7.6.4.38).

7.6.3.4 Extensible Teleservice

This parameter may refer to a single teleservice, a set of teleservices or to all teleservices as defined in GSM 02.03. This parameter is used only for subscriber profile management. Extensible Teleservice values include all values defined for a Teleservice parameter (7.6.4.39).

7.6.3.5 Extensible Basic Service Group

This parameter refers to the Basic Service Group either as an extensible bearer service (see subclause 7.6.3.3) or an extensible teleservice (see subclause 7.6.3.4). This parameter is used only for subscriber profile management. The null value (i.e. neither extensible bearer service nor extensible teleservice) is used to denote the group containing all extensible bearer services and all extensible teleservices.

7.6.3.6 GSM bearer capability

This parameter refers to the GSM bearer capability information element defined in GSM 04.08.

7.6.3.7 Subscriber Status

This parameter refers to the barring status of the subscriber:

- service granted;
- Operator Determined Barring.

7.6.3.8 CUG Outgoing Access indicator

This parameter represents the Outgoing Access as defined in ETS 300 136.

7.6.3.9 Operator Determined Barring General Data

This parameter refers to the set of subscriber features that the network operator or the service provider can regulate. This set only includes those limitations that can be controlled in the VLR or in the SGSN:

- All outgoing calls barred; (*)
- International outgoing calls barred; (*)
- International outgoing calls except those to the home PLMN country barred; (*)
- Interzonal outgoing calls barred; (*)
- Interzonal outgoing calls except those to the home PLMN country barred; (*)
- Interzonal outgoing calls AND international outgoing calls except those directed to the home PLMN country barred; (*)
- Premium rate (information) outgoing calls barred;
- Premium rate (entertainment) outgoing calls barred;
- Supplementary service access barred;
- Invocation of call transfer barred;
- Invocation of chargeable call transfer barred;

- Invocation of internationally chargeable call transfer barred;
- Invocation of interzonally chargeable call transfer barred;
- Invocation of call transfer where both legs are chargeable barred.

(*) Only these ODBs are supported by the SGSN. The SGSN applies them only for short message transfer.

7.6.3.10 ODB HPLMN Specific Data

This parameter refers to the set of subscriber features that the network operator or the service provider can regulate only when the subscriber is registered in the HPLMN. This set only includes those limitations that can be controlled in the VLR or in the SGSN:

- Operator Determined Barring Type 1;
- Operator Determined Barring Type 2;
- Operator Determined Barring Type 3;
- Operator Determined Barring Type 4.

7.6.3.11 Regional Subscription Data

This parameter defines the regional subscription area in which the subscriber is allowed to roam. It consists of a list of Zone Codes (see subclause 7.6.2.28).

7.6.3.12 Regional Subscription Response

This parameter indicates either that the regional subscription data cannot be handled or that the current MSC or SGSN area is entirely restricted because of regional subscription.

7.6.3.13 Roaming Restriction Due To Unsupported Feature

This parameter defines that a subscriber is not allowed to roam in the current MSC area. It may be used by the HLR if a feature or service is indicated as unsupported by the VLR.

7.6.3.14 Extensible SS-Info

This parameter refers to all the information related to a supplementary service and is a choice between:

- extensible forwarding information (see subclause 7.6.3.15);
- extensible call barring information (see subclause 7.6.3.20);
- CUG info (see subclause 7.6.3.22);
- extensible SS-Data (see subclause 7.6.3.29).

7.6.3.15 Extensible forwarding information

This parameter represents the information related to each call forwarding service:

- the SS-Code of the relevant call forwarding service (see subclause 7.6.4.1);
- if required, a list of extensible forwarding feature parameters (see subclause 7.6.3.16).

The list may contain one item per Basic Service Group.

7.6.3.16 Extensible forwarding feature

This parameter applies to each combination of call forwarding service and Basic Service Group and contains the following information, as required:

- extensible Basic Service Group (see subclause 7.6.3.5);
- extensible SS-Status (see subclause 7.6.3.17);
- forwarded-to number (see subclause 7.6.2.22);
- forwarded-to subaddress (see subclause 7.6.2.23);
- extensible forwarding options (see subclause 7.6.3.18);
- extensible no reply condition timer (see subclause 7.6.4.19);
- long forwarded-to number (see subclause 7.6.2.22A).

If a number is required to define the forwarded-to destination then:

- If the VLR supports Long Forwarded-to Numbers then the long forwarded-to number shall be present and the forwarded-to number shall be absent;
- If the VLR does not support Long Forwarded-to Numbers then the forwarded-to number shall be present and the long forwarded-to number shall be absent.

7.6.3.17 Extensible SS-Status

This parameter refers to the state information of individual supplementary services as defined in GSM 03.11.

7.6.3.18 Extensible Forwarding Options

This parameter refers to a set of forwarding options attached to a supplementary service. It contains the following information:

- notification to forwarding party (see GSM 02.82 for the meaning of this parameter);
- redirection notification to the forwarded-to party (see GSM 02.82 for the meaning of this parameter);
- notification to calling party (see GSM 02.82 for the meaning of this parameter);
- redirecting presentation (see GSM 02.82 for the meaning of this parameter);
- Forwarding reason (see GSM 02.82 for the meaning of this parameter).

7.6.3.19 Extensible No reply condition timer

This parameter refers to the extensible no reply condition timer for call forwarding on no reply.

7.6.3.20 Extensible Call barring information

This parameter contains for each call barring service:

- SS-Code (see subclause 7.6.4.1);
- a list of extensible call barring feature parameters (see subclause 7.6.3.21).

The list may contain one item per Basic Service Group.

7.6.3.21 Extensible Call barring feature

This parameter gives the status of call barring services as applicable to each Basic Service Group. The parameter contains the following information:

- Extensible Basic Service Group(see subclause 7.6.3.5);
- provisioned SS-Status (see subclause 7.6.3.17).

7.6.3.22 CUG info

This parameter refers to the overall information required for operation for each CUG:

- CUG subscriptionList;
- CUG featureList.

7.6.3.23 CUG subscription

This parameter refers to the set of basic information for each CUG defined in that subscription. The following information is stored:

- CUG index;
- CUG interlock;
- Intra CUG restrictions;
- Basic Service Group List.

7.6.3.24 CUG interlock

This parameter represents the CUG interlock code defined in ETS 300 138.

7.6.3.25 CUG index

This parameter represents the CUG index defined in ETS 300 138.

7.6.3.26 CUG feature

This parameter contains two parameters that are associated with the Basic Service Group. If the Basic Service Group Code is not present the feature applies to all Basic Services. The following parameters are included:

- Preferential CUG indicator:
indicates which CUG index is to be used at outgoing call set-up using the associated Basic Service Group;
- Inter CUG Option:
describes whether it for the associated Basic Service Group is allowed to make calls outside the CUG and whether incoming calls are allowed;
- Basic Service Group.

See GSM 02.85 for meaning of this parameter.

7.6.3.27 Inter CUG options

This parameter indicates the subscribers' ability to make and receive calls outside a specific closed user group. It takes any of the following values:

- CUG only facility (only calls within CUG are allowed);
- CUG with outgoing access (calls outside CUG allowed);
- CUG with incoming access (calls from outside CUG into CUG allowed);
- CUG with both incoming and outgoing access (all calls allowed).

7.6.3.28 Intra CUG restrictions

This parameter describes whether or not the subscriber is allowed to originate calls to or to receive calls from within the CUG. It can take any of the following values:

- no CUG restrictions;
- CUG incoming calls barred;
- CUG outgoing calls barred.

7.6.3.29 Extensible SS-Data

This parameter refers to the necessary set of information required in order to characterise one supplementary service:

- SS-Code (see subclause 7.6.4.1);
- Extensible SS-Status (if applicable) (see subclause 7.6.3.17);
- Extensible Override subscription option (if applicable) (see subclause 7.6.3.30);
- Extensible CLI Restriction (if applicable) (see subclause 7.6.3.31);
- Extensible Basic Service Group Code (see subclause 7.6.3.5).

7.6.3.30 Subscriber State

This parameter indicates the state of the MS as defined in GSM 03.18.

7.6.3.31 Requested Info

This parameter indicates the subscriber information being requested as defined in GSM 03.18.

7.6.3.32 Suppression of Announcement

This parameter indicates if the announcement or tones shall be suppressed as defined in 3G TS 23.078.

7.6.3.33 Suppress T-CSI

This parameter is used to suppress the invocation of terminating CAMEL services.

7.6.3.34 GMSC CAMEL Subscription Info

This parameter contains CAMEL subscription information, i.e. O-CSI and/or D-CSI and/or T-CSI, which indicates to the GMSC that originating and/or terminating CAMEL services shall be invoked for the incoming call.

7.6.3.35 VLR CAMEL Subscription Info

This parameter identifies the subscriber as having CAMEL services that are invoked in the MSC or VLR.

7.6.3.36 Supported CAMEL Phases in the VLR

This parameter indicates which phases of CAMEL are supported in the VLR.

7.6.3.36A Supported CAMEL Phases in the SGSN

This parameter indicates which phases of CAMEL are supported in the SGSN.

7.6.3.37 CUG Subscription Flag

This parameter indicates a that a subscriber with a T-CSI also has a CUG subscription. It is defined in 3G TS 23.078.

7.6.3.38 CAMEL Subscription Info Withdraw

This parameter indicates that CAMEL Subscription Info shall be deleted from the VLR or SGSN.

7.6.3.39 Voice Group Call Service (VGCS) Data

This parameter refers to one or more groups a subscriber may be a member of for voice group calls.

7.6.3.40 Voice Broadcast Service (VBS) Data

This parameter refers to one or more groups a subscriber may be a member of for the voice broadcast service. Per group it is further indicated whether the subscriber is only allowed to listen to respective group calls or whether he is in addition entitled to initiate respective voice broadcast calls.

7.6.3.41 ISDN bearer capability

This parameter refers to the ISDN bearer capability information element defined in GSM 09.07.

7.6.3.42 Lower layer Compatibility

This parameter refers to the lower layer compatibility information element defined in GSM 04.08.

7.6.3.43 High Layer Compatibility

This parameter refers to the high layer compatibility information element defined in GSM 04.08.

7.6.3.44 Alerting Pattern

This parameter is an indication that can be used by the MS to alert the user in a specific manner in case of mobile terminating traffic (switched call or USSD). That indication can be an alerting level or an alerting category.

7.6.3.45 GPRS Subscription Data Withdraw

This parameter indicates that GPRS Subscription Data shall be deleted from the SGSN.

7.6.3.46 GPRS Subscription Data

This parameter refers to the list of PDP-Contexts that subscriber has subscribed to.

7.6.3.47 QoS-Subscribed

This parameter indicates the quality of service subscribed for a certain service. It is defined in GSM 03.60.

7.6.3.48 VPLMN address allowed

This parameter specifies whether the MS is allowed to use a dynamic address allocated in the VPLMN. It is defined in GSM 03.60.

7.6.3.49 Roaming Restricted In SGSN Due To Unsupported Feature

This parameter defines that a subscriber is not allowed to roam in the current SGSN area. It may be used by the HLR if a feature or service is indicated as unsupported by the SGSN.

7.6.3.50 Network Access Mode

This parameter is defined in GSM 03.08.

7.6.3.51 Mobile Not Reachable Reason

This parameter stores the reason for the MS being absent when an attempt to deliver a short message to an MS fails at the MSC, SGSN or both. It is defined in GSM 03.40.

7.6.3.52 Cancellation Type

This parameter indicates the reason of location cancellation. It is defined in GSM 03.60.

7.6.3.53 All GPRS Data

This parameter indicates to the SGSN that all GPRS Subscription Data shall be deleted for the subscriber.

7.6.3.54 Complete Data List Included

This parameter indicates to the SGSN that the complete GPRS Subscription Data stored for the Subscriber shall be replaced with the GPRS Subscription Data received.

7.6.3.55 PDP Context Identifier

This parameter is used to identify a PDP context for the subscriber.

7.6.3.56 LSA Information

This parameter refers to one or more localised service areas a subscriber may be a member of, together with the priority, the preferential access indicator, the active mode support indicator and active mode indication of each localised service area. The access right outside these localised service areas is also indicated.

7.6.3.57 SoLSA support indicator

This parameter indicates that the VLR or the SGSN supports SoLSA subscription.

7.6.3.58 LSA Information Withdraw

This parameter indicates that LSA information shall be deleted from the VLR or the SGSN.

7.6.3.59 LMU Indicator

This parameter indicates the presence of an LMU.

7.6.3.60 LCS Information

This parameter defines the LCS related information for an MS subscriber and contains the following components:

- GMLC List (see subclause 7.6.3.61).
- LCS Privacy Exception List (see subclause 7.6.3.62).
- MO-LR List (see subclause 7.6.3.65A).

7.6.3.61 GMLC List

This parameter contains the addresses of all GMLCs in the MS subscriber's HPLMN that are permitted to issue a non-call related MT-LR location request for this MS. Usage of this parameter is defined in GSM 03.71.

7.6.3.62 LCS Privacy Exception List

This parameter defines the classes of LCS Client that are allowed to locate any target MS. For each class, the following information is provided:

- SS-Code (see subclause 7.6.4.1);
- a list of LCS privacy exception parameters (see subclause 7.6.3.63).

7.6.3.63 LCS Privacy Exception Parameters

This parameter gives the status of each LCS privacy exception class and any additional parameters relevant to this class. The parameter contains the following information:

- provisioned SS-Status (see subclause 7.6.3.17);
- privacy notification to MS user (see subclause 7.6.3.65B);
- external client List (see subclause 7.6.3.64);
- internal client List (see subclause 7.6.3.65).

7.6.3.64 External Client List

This parameter is only applicable to the non-call related privacy class and gives the identities of the external clients that are allowed to locate a target MS for a non-call related MT-LR. Each identity is an international (e.g.E.164) address. For each identified external client, GMLC restrictions may be defined. It may also be indicated if the MS shall be notified of a non-restricted MT-LR from each identified LCS client and, if so, whether notification only or notification with privacy verification shall apply. Usage of this parameter is defined in GSM 03.71.

7.6.3.65 Internal Client List

This parameter is only applicable to the PLMN operator privacy class and gives the identities of the internal PLMN operator clients that are allowed to locate a target MS for an NI-LR or MT-LR. Usage of this parameter is defined in GSM 03.71.

7.6.3.65A MO-LR List

This parameter defines the classes of MO-LR for which a subscription exists for a particular MS. For each class, the following information is provided:

- SS-Code (see subclause 7.6.4.1).

7.6.3.65B Privacy Notification to MS User

This parameter is applicable to the non-call related privacy class and call related privacy class. For non-call related privacy class it indicates whether the MS user shall be notified for a non-call related MT-LR from any value added LCS client when the MT-LR is restricted and be enabled to accept or override the restriction. For call related privacy class it indicates whether the MS shall be notified of a call related MT-LR and, if so, whether notification only or notification with privacy verification shall apply. Usage of this parameter is defined in GSM 03.71.

7.6.3.65C GMLC List Withdraw

This parameter indicates whether the subscriber's LCS GMLC list shall be deleted from the VLR. The parameter does not apply to, and shall be ignored if received by, an SGSN.

7.6.3.66 IST Alert Timer

This parameter indicates the IST Alert Timer value that must be used in the MSC to inform the HLR about the call activities that the subscriber performs. Units are minutes.

7.6.3.67 Call Termination Indicator

This parameter indicates whether the MSC shall terminate a specific ongoing call, or all the call activities related to a specified subscriber.

7.6.3.68 IST Information Withdraw

This parameter indicates that IST information shall be deleted from the VMSC.

7.6.3.69 IST Support Indicator

This parameter indicates the degree of IST functionality supported by the MSC (Visited MSC or Gateway MSC). It can take one of the following values:

- Basic IST functionality.
- IST command service (in addition to the basic IST functionality and including the ability to terminate all calls being carried for the identified subscriber).

7.6.3.70 Super-Charger Supported In HLR

This parameter is used by the HLR to indicate support of the Super-Charger functionality and an indication of the age of the subscription data stored in the HLR.

7.6.3.71 Super-Charger Supported In Serving Network Entity

This parameter is used to indicate support of the Super-Charger functionality by the originating entity and to indicate either that subscription data is required or the date and time of the last known subscriber data modification.

7.6.3.72 Age Indicator

This parameter is used by the HLR to determine the validity of the subscription data retained by the serving network entity in a Super-Charged network.

7.6.3.73 GPRS enhancements support indicator

This parameter indicates to the HLR that the SGSN supports GPRS enhancements.

7.6.3.74 Extensible QoS-Subscribed

This parameter indicates the enhanced QoS subscribed for a certain service. It is defined in 3G TS 23.060. This parameter is an extension to QoS-Subscribed.

7.6.3.75 SGSN Camel Subscription Info

This parameter identifies the subscriber as having CAMEL services that are invoked in the SGSN.

7.6.3.76 SMS-CSI

This parameter identifies the subscriber as having SMS CAMEL services as defined in 3G TS 23.078.

7.6.3.77 GPRS-CSI

This parameter identifies the subscriber as having GPRS CAMEL services as defined in 3G TS 23.078.

7.6.3.78 CAMEL subscription info

This parameter indicates the CSI that can be controlled by CSE.

7.6.3.79 Extensible Call barring information for CSE

This parameter contains for each call barring service for CSE:

- SS-Code;

- a list of extensible call barring feature parameters.

The list may contain one item per Basic Service Group.

- password;
- wrong password attempt counter;
- notification-to-CSE flag.

7.6.3.80 Extensible Forwarding information for CSE

This parameter represents the information for CSE related to each call forwarding service:

- the SS-Code of the relevant call forwarding service;
- if required, a list of extensible forwarding feature parameters;
the list may contain one item per Basic Service Group;
- notification-to-CSE flag.

7.6.3.81 Modification Request for CSI

This parameter indicates the CAMEL subscription information to be modified by CSE.

7.6.3.82 Modification Request for SS Information

This parameter indicates the call forwarding and call barring supplementary service data to be modified by CSE.

7.6.3.83 Call Barring Data

This parameter contains the extensible call barring feature list (see subclause 7.6.3.21) and Notification to CSE flag.

7.6.3.84 Call Forwarding Data

This parameter contains the extensible call forwarding feature list (see subclause 7.6.3.16) and Notification to CSE flag.

7.6.3.85 ODB Data

This parameter contains the ODB general data, ODB HPLMN specific data and Notification to CSE flag.

7.6.3.86 Requested Subscription Info

This parameter indicates the subscription information being requested.

7.6.3.87 CS Allocation/Retention priority

This parameter indicates the allocation/retention priority for Circuit Switched (CS). It corresponds to the allocation/retention priority that is defined in 3G TS 23.107.

7.6.4 Supplementary services parameters

7.6.4.1 SS-Code

This parameter may refer to one supplementary service or a set of supplementary services as defined in 3G TS 22.004. For MAP Release '99 this includes:

- Calling Line Identification Presentation service (CLIP);
- Calling Line Identification Restriction service (CLIR);

- Connected Line Identification Presentation service (COLP);
- Connected Line Identification Restriction service (COLR);
- Calling Name Presentation (CNAP);
- All Call Forwarding services;
- Call Waiting (CW);
- Call Hold (HOLD);
- Multi-Party service (MPTY);
- Closed User Group (CUG);
- All Charging services;
- All Call Restriction services;
- Explicit Call Transfer service (ECT);
- enhanced Multi-Level Precedence and Pre-emption service (eMLPP);
- Completion of Calls to Busy Subscriber, originating side (CCBS-A);
- Completion of Calls to Busy Subscriber, destination side (CCBS-B);
- All LCS privacy exceptions (see subclause 7.6.4.44);
- Mobile Originating Location Request (MO-LR) (see subclause 7.6.4.44A);
- Multicall (MC).

7.6.4.2 SS-Status

This parameter refers to the state information of individual supplementary services as defined in 3G TS 23.011.

7.6.4.3 SS-Data

This parameter refers to the necessary set of information required in order to characterise one supplementary service:

- SS-Code (see subclause 7.6.4.1);
- SS-Status (if applicable) (see subclause 7.6.4.2);
- Override subscription option (see subclause 7.6.4.4);
- CLI Restriction (see subclause 7.6.4.5);
- Basic Service Group Code (see subclause 7.6.4.40).

7.6.4.4 Override Category

This parameter refers to the subscription option Override Category attached to a supplementary service. It can take the following two values:

- Enabled;
- Disabled.

7.6.4.5 CLI Restriction Option

This parameter refers to the subscription option Restriction mode attached to the CLIR supplementary service. It can take the following three values:

- Permanent;
- Temporary (Default Restricted);
- Temporary (Default Allowed).

7.6.4.6 Forwarding Options

This parameter refers to a forwarding option attached to a supplementary service. It can take one of the following values:

- notification to forwarding party (see GSM 02.82 for the meaning of this parameter);
- notification to calling party (see GSM 02.82 for the meaning of this parameter);
- redirecting presentation (see GSM 02.82 for the meaning of this parameter);
- Forwarding reason (see GSM 02.82 for the meaning of this parameter).

7.6.4.7 No reply condition timer

This parameter refers to the no reply condition timer for call forwarding on no reply.

7.6.4.8 - 7.6.4.14 Void

7.6.4.15 Forwarding information

This parameter represents the information related to each call forwarding service:

- the SS-Code of the relevant call forwarding service (see subclause 7.6.4.1);
- if required, a list of forwarding feature parameters (see subclause 7.6.4.16).
the list may contain one item per Basic Service Group.

7.6.4.16 Forwarding feature

This parameter applies to each combination of call forwarding service and Basic Service Group and contains the following information, as required:

- Basic Service Group (see subclause 7.6.4.40);
- SS-Status (see subclause 7.6.4.2);
- forwarded-to number (see subclause 7.6.2.22);
- forwarded-to subaddress (see subclause 7.6.2.23);
- forwarding options (see subclause 7.6.4.6);
- no reply condition timer (see subclause 7.6.4.7);
- long forwarded-to number (see subclause 7.6.2.22A).

If a number is required to define the forwarded-to destination then:

- If the VLR supports Long Forwarded-to Numbers then the long forwarded-to number shall be present and the forwarded-to number shall be absent.
- If the VLR does not support Long Forwarded-to Numbers then the forwarded-to number shall be present and the long forwarded-to number shall be absent.

7.6.4.17 Void

7.6.4.18 Call barring information

This parameter contains for each call barring service:

- SS-Code (see subclause 7.6.4.1);
- a list of call barring feature parameters (see subclause 7.6.4.19).

The list may contain one item per Basic Service Group.

7.6.4.19 Call barring feature

This parameter gives the status of call barring services as applicable to each Basic Service Group. The parameter contains the following information:

- Basic Service Group (see subclause 7.6.4.40);
- SS-Status (see subclause 7.6.4.2).

7.6.4.20 New password

This parameter refers to the password which the subscriber just registered in the network.

This parameter refers to a password used by the subscriber for supplementary service control.

7.6.4.21 Current password

This parameter refers to a password used by the subscriber for supplementary service control.

7.6.4.22 Guidance information

This parameter refers to guidance information given to a subscriber who is requested to provide a password. One of the following information may be given:

- "enter password";
this information is used for checking of the old password;
- "enter new password";
this information is used during password registration for the request of the first new password;
- "enter new password again";
this information is used during password registration for the request of the new password again for verification.

7.6.4.23 Void

7.6.4.24 SS-Info

This parameter refers to all the information related to a supplementary service and is a choice between:

- forwarding information (see subclause 7.6.4.15);
- call barring information (see subclause 7.6.4.18);
- CUG info (see subclause 7.6.4.8);
- SS-Data (see subclause 7.6.4.3).
- eMLPP information (see subclause 7.6.4.41).

7.6.4.25 - 7.6.4.35 Void

7.6.4.36 USSD Data Coding Scheme

This parameter contains the information of the alphabet and the language used for the unstructured information in an Unstructured Supplementary Service Data operation. The coding of this parameter is according to the Cell Broadcast Data Coding Scheme as specified in GSM 03.38.

7.6.4.37 USSD String

This parameter contains a string of unstructured information in an Unstructured Supplementary Service Data operation. The string is sent either by the mobile user or the network. The contents of a string sent by the MS are interpreted by the network as specified in GSM 02.90.

7.6.4.38 Bearer service

This parameter may refer to a single bearer service, a set of bearer services or to all bearer services as defined in GSM 02.02. This parameter is used only for supplementary service management.

7.6.4.39 Teleservice

This parameter may refer to a single teleservice, a set of teleservices or to all teleservices as defined in GSM 02.03. This parameter is used only for supplementary service management.

7.6.4.40 Basic Service Group

This parameter refers to the Basic Service Group either as a bearer service (see subclause 7.6.4.38) or a teleservice (see subclause 7.6.4.39). This parameter is used only for supplementary service management. The null value (i.e. neither bearer service nor teleservice) is used to denote the group containing all bearer services and all teleservices.

7.6.4.41 eMLPP information

This parameter contains two parameters which are associated with the eMLPP service. The following two parameters are included:

- maximum entitled priority:
indicates the highest priority level the subscriber is allowed to apply for an outgoing call set-up;
- default priority:
defines the priority level which shall be assigned to a call if no explicit priority is indicated during call set-up.

7.6.4.42 SS-event

This parameter indicates the Supplementary Service for which an invocation notification is sent towards the gsmSCF. It can indicate one of the following services:

- Explicit Call Transfer (ECT)
- Call Deflection (CD)
- Multi-Party call (MPTY)
- Completion of Calls to Busy Subscriber (CCBS)

7.6.4.43 SS-event data

This parameter contains additional information related to Supplementary Service invocation. Depending on the service invoked it can contain the following information:

ECT A list with all Called Party Numbers involved.

CD The called Party number involved.

7.6.4.44 LCS Privacy Exceptions

Distinct SS codes are assigned to the following classes of LCS client in a target MS subscriber's privacy exception list.

- Universal Class
- Call related value added class
- Non-Call related value added class
- PLMN operator class.

7.6.4.45 Mobile Originating Location Request (MO-LR)

Distinct SS codes are assigned to the following classes of MO-LR:

- Basic Self Location
- Autonomous Self Location
- Transfer to Third Party

7.6.4.46 NbrUser

This parameter indicates the maximum number of parallel bearers that may be used as defined by the user at registration of the MC SS.

7.6.4.47 MC Subscription Data

This parameter contains two parameters which are associated with the MC service. The following two parameters are included:

- NbrUser:

indicates the maximum number of parallel bearers that may be used as defined by the user at registration of the MC SS

- NbrSB:

indicates the maximum number of parallel bearers that may be used as defined by the user's subscription.

7.6.4.48 MC Information

This parameter contains three parameters which are associated with the MC service. The following parameters are included:

- NbrSB
- NbrUser
- NbrSN

Definitions of these parameters are provided in 3G TS 23.135.

7.6.4.49 CCBS Request State

This parameter indicates the current state of the CCBS request. It can take one of seven values:

- request;

- recall;
- active;
- completed;
- suspended;
- frozen;
- deleted.

7.6.5 Call parameters

7.6.5.1 Call reference number

This parameter refers to a call reference number allocated by a call control MSC.

7.6.5.2 Interrogation type

This parameter refers to the type of interrogation for routing information which is sent from a GMSC to an HLR. It can take either of two values:

- basic call (for information to route a call before the call has been extended to the VMSC of the called party);
- forwarding (for information to route the call to the forwarded-to destination after the VMSC of the forwarding party has requested the GMSC to resume handling of the call).

7.6.5.3 OR interrogation

This parameter indicates that the GMSC which interrogated the HLR for routing information is not in the same PLMN as the HLR, and therefore that the call will potentially be optimally routed.

7.6.5.4 OR capability

This parameter indicates the phase of OR which the GMSC supports.

7.6.5.5 Forwarding reason

This parameter indicates the reason for which the call is to be forwarded. It can take one of three values:

- busy subscriber;
- mobile subscriber not reachable;
- no subscriber reply.

7.6.5.6 Forwarding interrogation required

This parameter indicates that if the VMSC of the forwarding subscriber requests the GMSC to resume handling of the call the GMSC shall interrogate the HLR for forwarding information.

7.6.5.7 O-CSI

This parameter identifies the subscriber as having originating CAMEL services as defined in 3G TS 23.078.

7.6.5.7A D-CSI

This parameter identifies the subscriber as having originating CAMEL dialled services as defined in 3G TS 23.078.

7.6.5.7B T-CSI

This parameter identifies the subscriber as having terminating CAMEL services in the GMSC, as defined in TS 3G 23.078.

7.6.5.7C VT-CSI

This parameter identifies the subscriber as having terminating CAMEL services in the VMSC, as defined in 3G TS 23.078.

7.6.5.8 Call Direction

This parameter is used to indicate the direction of the call.

7.6.5.9 Channel Type

This parameter is the result of a Channel Mode Modification for TS 61/62. It contains the changed Air Interface User Rate. The information is sent from the SIWFS to the MSC to assign the correct radio resource. This parameter is defined in GSM 08.08.

7.6.5.10 Chosen Channel

This parameter is sent from the MSC to the SIWFS to adjust the interworking unit to the assigned radio resources. This parameter is defined in GSM 08.08.

7.6.5.11 CCBS Feature

This parameter corresponds to the 'CCBS Description' parameter in 3G TS 23.093. It refers to the necessary set of information required in order to characterise a certain CCBS request. The parameter may contain the following information:

- CCBS Index (see 3G TS 23.093 for the use of this parameter);
- B-subscriber number (see subclause 7.6.2.48);
- B-subscriber subaddress (see subclause 7.6.2.49);
- Basic Service Group Code (see subclause 7.6.4.40).

7.6.5.12 UU Data

This parameter includes User-To-User Data. It is defined in GSM 03.87.

7.6.5.13 UUS CF Interaction

This parameter indicates if the call forwarding or call deflection has been activated after UUS1 request has been accepted. It is defined in GSM 03.87.

7.6.5.14 Number Portability Status

This parameter indicates the number portability status of subscriber. See GSM 03.66.

7.6.5.15 Pre-paging supported

This parameter indicates that the entity which sent it supports pre-paging.

7.6.6 Radio parameters

7.6.6.1 - 7.6.6.6 Void

7.6.6.7 HO-Number Not Required

This parameter indicates that no handover or relocation number allocation is necessary.

7.6.6.8 Integrity Protection Information

This parameter refers to the Integrity Protection Information element defined in 3G TS 25.413.

7.6.6.9 Encryption Information

This parameter refers to the Encryption Information element defined in 3G TS 25.413.

7.6.6.10 Radio Resource Information

This parameter refers to the Channel Type information element defined in GSM 08.08.

7.6.7 Authentication parameters

7.6.7.1 Authentication set list

This parameter represents a list of sets of authentication parameters for a given subscriber. The list either contains Authentication Triplets (Rand, Sres, Kc) or Authentication Quintuplets (Rand, Xres, Ck, Ik, Autn). If the list contains Authentication Quintuplets, the order of sequence in this list is chronological, the first quintuplet in the list is the oldest one.

7.6.7.2 Rand

This parameter represents a random number used for authentication.

7.6.7.3 Sres

This parameter represents the response to an authentication request.

7.6.7.4 Kc

This parameter refers to a key used for ciphering purposes.

7.6.7.5 Xres

This parameter represents the response to an UMTS authentication request.

7.6.7.5A Ck

This parameter refers to a key used for UMTS ciphering purposes.

7.6.7.5B Ik

This parameter refers to the Integrity Key.

7.6.7.5C Autn

This parameter refers to the Authentication Token.

7.6.7.6 Cksn

This parameter refers to a ciphering key sequence number.

7.6.7.6A Ksi

This parameter refers to a key set identifier.

7.6.7.6B Auts

This parameter refers to the resynchronisation token.

7.6.7.7 Ciphering mode

This parameter refers to the ciphering mode which is associated with a radio channel. It may take values as follows:

- no encryption;
- identification of specific ciphering algorithm.

7.6.7.8 Current Security Context

This parameter represents a list of security context parameters for a given subscriber.

The list either contains GSM Security Context data (Kc, Cksn) or UMTS Security Context Data (Ck, Ik, Ksi).

7.6.7.9 Failure cause

This parameter refers to an authentication failure which has occurred. It may take values as follows:

- wrong user response;
- wrong network signature.

7.6.8 Short message parameters

7.6.8.1 SM-RP-DA

This parameter represents the destination address used by the short message service relay sub-layer protocol. It can be either of the following:

- IMSI (see subclause 7.6.2.1);
- LMSI (see subclause 7.6.2.16);
- MS-ISDN (see subclause 7.6.2.17);
- roaming number (see subclause 7.6.2.19);
- service centre address (see subclause 7.6.2.27).

7.6.8.2 SM-RP-OA

This parameter refers to the originating address used by the short message service relay sub-layer protocol. It can be either of the following:

- MS-ISDN (see subclause 7.6.2.17);
- service centre address (see subclause 7.6.2.27).

7.6.8.3 MWD status

This parameter indicates whether or not the address of the originator service centre is already contained in the Message Waiting Data file. In addition, it contains the status of the Memory Capacity Exceeded Flag (MCEF), the status of the Mobile subscriber Not Reachable Flag (MNRNF) and the status of the Mobile station Not Reachable for GPRS flag (MNRG).

7.6.8.4 SM-RP-UI

This parameter represents the user data field carried by the short message service relay sub-layer protocol.

7.6.8.5 SM-RP-PRI

This parameter is used to indicate whether or not delivery of the short message shall be attempted when a service centre address is already contained in the Message Waiting Data file.

7.6.8.6 SM Delivery Outcome

This parameter indicates the cause for setting the message waiting data. It can take one of the following values:

- Absent subscriber;
- MS memory capacity exceeded;
- Successful transfer.

7.6.8.7 More Messages To Send

This parameter is used to indicate whether or not the service centre has more short messages to send.

7.6.8.8 Alert Reason

This parameter is used to indicate the reason why the service centre is alerted. It can take one of the following values:

- MS present;
- Memory Available.

7.6.8.9 Absent Subscriber Diagnostic SM

This parameter is used to indicate the reason why the subscriber is absent. For the values for this parameter see GSM 03.40.

7.6.8.10 Alert Reason Indicator

This parameter indicates that the alert reason is sent to the HLR due to GPRS activity.

7.6.8.11 Additional SM Delivery Outcome

This parameter is used to indicate the GPRS delivery outcome in case a combination between delivery outcome for GPRS and non-GPRS are sent to the HLR.

7.6.8.12 Additional Absent Subscriber Diagnostic SM

This parameter indicates the reason of the additional SM Delivery Outcome.

7.6.8.13 Delivery Outcome Indicator

This parameter indicates that the delivery outcome sent to the HLR is for GPRS.

7.6.8.14 GPRS Node Indicator

This parameter indicates that the Network Node Number sent by the HLR is the SGSN number.

7.6.8.15 GPRS Support Indicator

This parameter indicates that the SMS-GMSC supports GPRS specific procedure of combine delivery of Short Message via MSC and/or via the SGSN.

7.6.8.16 SM-RP-MTI

This parameter represents the RP-Message Type Indicator of the Short Message. It is used to distinguish a SM sent to the mobile station in order to acknowledge an MO-SM initiated by the mobile from a normal MT-SM. This parameter is formatted according to the formatting rules of address fields as described in GSM 03.40.

7.6.8.17 SM-RP-SMEA

This parameter represents the RP-Originating SME-address of the Short Message Entity that has originated the SM. This parameter is used by the short message service relay sub-layer protocol and is formatted according to the formatting rules of address fields as described in GSM 03.40.

7.6.9 Access and signalling system related parameters

7.6.9.1 AN-apdu

This parameter includes one or two concatenated complete 3G TS 25.413 or GSM 08.06 messages, as described in 3G TS 23.009 and 3G TS 29.010. The access network protocol ID indicates that the message or messages are according to either GSM 08.06 or 3G TS 25.413. For the coding of the messages see 3G TS 25.413, GSM 08.06 and GSM 08.08.

7.6.9.2 CM service type

This parameter identifies the service category being requested by the subscriber:

- mobile originating call;
- emergency call establishment;
- short message service;
- mobile originating call re-establishment;
- mobile terminating call;
- SS request;
- Voice group call set-up;
- Voice broadcast set-up.

7.6.9.3 Access connection status

This parameter represents the following access connection status information:

- RR-connection status (established/not established);
- ciphering mode (on/off);
- authentication status (authenticated/not authenticated).

7.6.9.4 External Signal Information

This parameter contains concatenated information elements (including tag and length) which are defined by a common protocol version, preceded by the associated protocol ID. It is used to transport information of the indicated protocol via MAP interfaces.

7.6.9.5 Access signalling information

This parameter refers to any set of information elements imported from GSM 04.08.

7.6.9.6 Location update type

This parameter refers to the location update type (normal, periodic or IMSI attach) contained in the GSM 04.08 LOCATION REGISTRATION REQUEST message.

7.6.9.7 Protocol ID

This parameter refers to the protocol to which the coding of the content of the associated External Signal Information conforms.

The following values are defined:

- 04.08;
- 08.06;
- ETS 300 102-1.

This value indicates the protocol defined by ETS 300 102-1 (EDSS1).

7.6.9.8 Network signal information

This parameter is transported as external signal information. The protocol ID shall be set to "ETS 300 102-1".

The network signal information may include the following information elements as defined in GSM 09.07:

- ISDN BC; the tag and length are defined by ETS 300 102-1.

For the content, see GSM 09.07.

- HLC; the tag and length are defined by ETS 300 102-1.

For the content, see GSM 09.07.

- LLC; the tag and length are defined by ETS 300 102-1.

For the content, see GSM 09.07.

They are contained in the Signal Information parameter according to figure 7.6/1 (irrespective of the order):

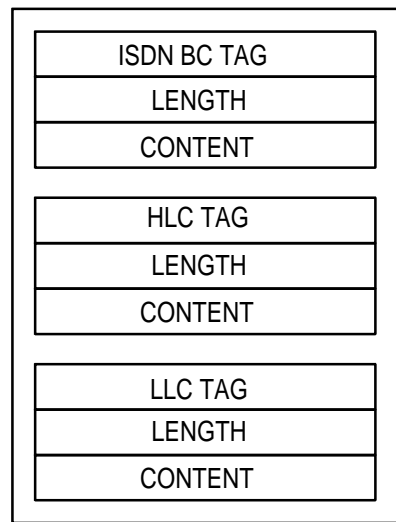


Figure 7.6/1: Network signal information parameter

7.6.9.9 Call Info

This parameter is transported as external signal information. The protocol ID shall be set to "GSM 04.08".

The Call Info includes the set of information elements from the original SETUP message and is imported from GSM 04.08.

7.6.9.10 Additional signal info

This parameter is transported as external signal information. The protocol ID shall be set to "ETS 300 356".

The additional signal information may include the following information elements:

- Calling Party Number as defined by ETS 300 356.
- Generic Number as defined by ETS 300 356.

They are contained in the Signal Information parameter according to figure 7.6/2 (irrespective of the order):

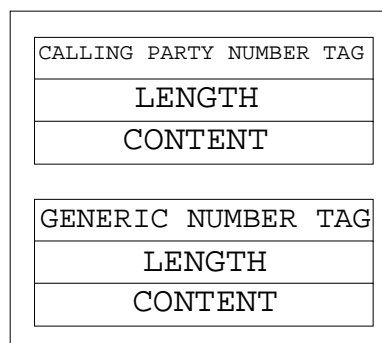


Figure 7.6/2: Additional signal information parameter

7.6.10 System operations parameters

7.6.10.1 Network resources

This parameter refers to a class or type of network resource:

- PLMN;
- HLR;
- VLR (current or previous);
- MSC (controlling or current);
- EIR;
- radio sub-system.

7.6.10.2 Trace reference

This parameter represents a reference associated with a tracing request. The parameter is managed by OMC.

7.6.10.3 Trace type

This parameter identifies the type of trace. Trace types are fully defined in GSM 12.08.

7.6.11 Location Service Parameters

7.6.11.1 Age of Location Estimate

This parameter indicates how long ago the location estimate was obtained.

7.6.11.2 Void

7.6.11.3 Void

7.6.11.4 LCS Client ID

This parameter provides information related to the identity of an LCS client.

7.6.11.5 LCS Event

This parameter identifies an event associated with the triggering of a location estimate.

7.6.11.6 LCS MLC Data

This parameter provides the identities of any authorised GMLCs for a target MS. Only these GMLCs are allowed to send a location request for an external client when location requests are restricted to these GMLCs.

7.6.11.7 LCS Priority

This parameter gives the priority of the location request.

7.6.11.8 LCS QoS

This parameter defines the Quality of Service (QoS) for any location request. It is composed of the following elements.

1) Response Time

Indicates the category of response time – “low delay” or “delay tolerant”.

2) Horizontal Accuracy

Indicates the required horizontal accuracy of the location estimate.

3) Vertical Coordinate

Indicates if a vertical coordinate is required (in addition to horizontal coordinates).

4) Vertical Accuracy

Indicates the required vertical accuracy of the location estimate (inclusion is optional).

7.6.11.9 Void

7.6.11.10 Void

7.6.11.11 Location Estimate

This parameter gives an estimate of the location of an MS in universal coordinates and the accuracy of the estimate.

7.6.11.12 Location Type

This parameter indicates the type of location estimate required by the LCS client. Possible location estimate types include:

- current location;
- current or last known location;
- initial location for an emergency services call.

7.6.11.13 NA-ESRD

This parameter only applies to location for an emergency services call in North America and gives the North American Emergency Services Routing Digits.

7.6.11.14 NA-ESRK

This parameter only applies to location for an emergency services call in North America and gives the North American Emergency Services Routing Key.

7.6.11.15 Void

7.6.11.16 Privacy Override

This parameter indicates if MS privacy is overridden by the LCS client when the GMLC and VMSC for an MR-LR are in the same country.

7.6.11.17 Void

7.6.11.18 Void

7.6.11.19 Void

7.7 Representation of a list of a basic parameter in service-primitives

In some service-primitives several instances of a basic parameter of subclause 7.6 are required. In the service descriptions such cases will be represented as



in the tables where ParameterName refers to one of the parameters defined in subclause 7.6. This corresponds to the following construction rule:

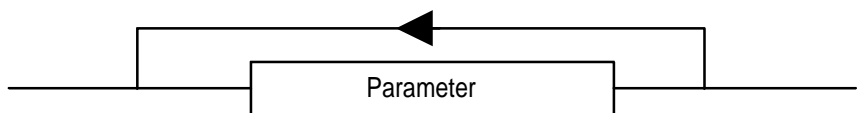


Figure 7.7/1: Construction of Lists

8 Mobility services

8.1 Location management services

8.1.1 Void

8.1.1.1 Void

8.1.1.2 Void

8.1.1.3 Void

8.1.2 MAP_UPDATE_LOCATION service

8.1.2.1 Definition

This service is used by the VLR to update the location information stored in the HLR.

The MAP_UPDATE_LOCATION service is a confirmed service using the service primitives given in table 8.1/2.

8.1.2.2 Service primitives

Table 8.1/2: MAP_UPDATE_LOCATION

Parameter name	Request	Indication	Response	Confirm
Invoke Id	M	M(=)	M(=)	M(=)
IMSI	M	M(=)		
MSC Address	M	M(=)		
VLR number	M	M(=)		
LMSI	U	C(=)		
Supported CAMEL Phases	C	C(=)		
SoLSA Support Indicator	C	C(=)		
IST Support Indicator	C	C(=)		
Super-Charger Supported in Serving Network Entity	C	C(=)		
Long FTN Supported	C	C(=)		
HLR number			C	C(=)
User error			C	C(=)
Provider error				O

8.1.2.3 Parameter definitions and use

Invoke Id

See definition in subclause 7.6.1.

IMSI

See definition in subclause 7.6.2.

MSC Address

See definition in subclause 7.6.2. The MSC address is used for short message delivery only and for each incoming call set-up attempt the MSRN will be requested from the VLR.

VLR number

See definition in subclause 7.6.2.

LMSI

See definition in subclause 7.6.2. It is an operator option to provide the LMSI from the VLR; it is mandatory for the HLR to support the LMSI handling procedures.

Supported CAMEL Phases

This parameter indicates which phases of CAMEL are supported. Must be present if a CAMEL phase different from phase 1 is supported. Otherwise may be absent.

HLR number

See definition in subclause 7.6.2. The presence of this parameter is mandatory in case of successful HLR updating.

SoLSA Support Indicator

This parameter is used by the VLR to indicate to the HLR in the Update Location indication that SoLSA is supported. If this parameter is not included in the Update Location indication and the Subscriber is marked as only allowed to roam in Subscribed LSAs, then the HLR shall reject the roaming and indicate to the VLR that roaming is not allowed to that Subscriber in the VLR.

This SoLSA Support Indicator shall be stored by the HLR per VLR where there are Subscribers roaming. If a Subscriber is marked as only allowed to roam in Subscribed LSAs while roaming in a VLR and no SoLSA Support indicator is stored for that VLR, the location status of that Subscriber shall be set to Restricted.

IST Support Indicator

This parameter is used to indicate to the HLR that the VMSC supports basic IST functionality, that is, the VMSC is able to terminate the Subscriber Call Activity that originated the IST Alert when it receives the IST alert response indicating that the call(s) shall be terminated. If this parameter is not included in the Update Location indication and the Subscriber is marked as an IST Subscriber, then the HLR may limit the service for the subscriber (by inducing an Operator Determined barring of Roaming, Incoming or Outgoing calls), or allow service assuming the associated risk of not having the basic IST mechanism available.

This parameter can also indicate that the VMSC supports the IST Command service, including the ability to terminate all calls being carried for the identified subscriber by using the IMSI as a key. If this additional capability is not included in the Update Location indication and the HLR supports the IST Command capability, then the HLR may limit the service for the subscriber (by inducing an Operator Determined barring of Roaming, Incoming or Outgoing calls), or allow service assuming the associated risk of not having the IST Command mechanism available.

Long FTN Supported

This parameter indicates that the VLR supports Long Forwarded-to Numbers.

Super-Charger Supported in Serving Network Entity

This parameter is used by the VLR to indicate to the HLR that the VLR supports the Super-Charger functionality and whether subscription data has been retained by the VLR. If subscription data has been retained by the VLR the age indicator shall be included. Otherwise the VLR shall indicate that subscriber data is required.

If this parameter is absent then the VLR does not support the Super-Charger functionality.

User error

In case of unsuccessful updating, an error cause shall be returned by the HLR. The following error causes defined in subclause 7.6.1 may be used, depending on the nature of the fault:

- unknown subscriber;
- roaming not allowed;

This cause will be sent if the MS is not allowed to roam into the PLMN indicated by the VLR number. The cause is qualified by the roaming restriction reason "PLMN Not Allowed" or "Operator Determined Barring". If no qualification is received (HLR with MAP Version 1), "PLMN Not Allowed" is taken as default.

- system failure;
- unexpected data value.

Provider error

For definition of provider errors see subclause 7.6.1.

8.1.3 MAP_CANCEL_LOCATION service

8.1.3.1 Definition

This service is used between HLR and VLR to delete a subscriber record from the VLR. It may be invoked automatically when an MS moves from one VLR area to another, to remove the subscriber record from the old VLR, or by the HLR operator to enforce a location updating from the VLR to the HLR, e.g. on withdrawal of a subscription.

Also this service is used between HLR and SGSN to delete a subscriber record from the SGSN. It may be invoked automatically when an MS moves from one SGSN area to another, to remove the subscriber record from the old SGSN, or by the HLR operator to enforce a location updating from the SGSN to the HLR.

The MAP_CANCEL_LOCATION service is a confirmed service using the primitives defined in table 8.1/3.

8.1.3.2 Service primitives

Table 8.1/3: MAP_CANCEL_LOCATION

Parameter name	Request	Indication	Response	Confirm
Invoke Id	M	M(=)	M(=)	M(=)
IMSI	M	M(=)		
LMSI	C	C(=)		
Cancellation Type	C	C(=)		
User error			C	C(=)
Provider error				O

8.1.3.3 Parameter definitions and use

Invoke Id

See definition in subclause 7.6.1.

IMSI

See definition in subclause 7.6.2.

LMSI

See definition in subclause 7.6.2. The LMSI shall be included if it has been received from VLR. LMSI is not applicable between SGSN and HLR.

Value 0000 0000 can be used to indicate that the LMSI is not in use.

Cancellation Type

See definition in subclause 7.6.3. The presence of this parameter is mandatory when the Cancel Location is sent to the SGSN. If the VLR receives this parameter and do not understand it the VLR shall ignore it.

User error

If the cancellation fails, an error cause is to be returned by the VLR or by the SGSN. One of the following error causes defined in subclause 7.6.1 shall be used:

- unexpected data value;
- data missing.

Provider error

For definition of provider errors see subclause 7.6.1.

8.1.4 MAP_SEND_IDENTIFICATION service

8.1.4.1 Definition

The MAP_SEND_IDENTIFICATION service is used between a VLR and a previous VLR to retrieve IMSI and authentication data for a subscriber registering afresh in that VLR.

The MAP_SEND_IDENTIFICATION service is a confirmed service using the service primitives defined in table 8.1/4.

8.1.4.2 Service primitives

Table 8.1/4: MAP_SEND_IDENTIFICATION

Parameter name	Request	Indication	Response	Confirm
Invoke Id	M	M(=)	M(=)	M(=)
TMSI	M	M(=)		
Number of requested vectors	M	M(=)		
Segmentation prohibited indicator	C	C(=)		
IMSI			C	C(=)
Authentication set			U	C(=)
Current Security Context			U	C(=)
User error			C	C(=)
Provider error				O

8.1.4.3 Parameter definitions and use

Invoke Id

See definition in subclause 7.6.1.

TMSI

See definition in subclause 7.6.2.

Number of requested vectors

A number indicating how many authentication vectors the new VLR is prepared to receive. The previous VLR shall not return more vectors than indicated by this parameter.

Segmentation prohibited indicator

This parameter indicates if the new VLR or SGSN allows message segmentation.

IMSI

See definition in subclause 7.6.2. The IMSI is to be returned if the service succeeds.

Authentication set

See definition in subclause 7.6.7. If the service succeeds a list of up to five authentication sets is returned, if there are any available.

Current Security Context

See definition in subclause 7.6.7. If the service succeeds, a list of either GSM or UMTS Security Context parameters can be returned.

User error

This parameter is mandatory if the service fails. The following error cause defined in subclause 7.6.1 may be used, depending on the nature of the fault:

- unidentified subscriber.

Provider error

For definition of provider errors see subclause 7.6.1.

8.1.5 Void

8.1.5.1 Void

8.1.5.2 Void

8.1.5.3 Void

8.1.6 MAP_PURGE_MS service**8.1.6.1 Definition**

This service is used between the VLR and the HLR to cause the HLR to mark its data for an MS so that any request for routing information for a mobile terminated call or a mobile terminated short message will be treated as if the MS is not reachable. It is invoked when the subscriber record for the MS is to be deleted in the VLR, either by MMI interaction or automatically, e.g. because the MS has been inactive for several days. This service shall not be used if both the VLR and HLR support the Super-Charger functionality.

Also this service is used between the SGSN and the HLR to cause the HLR to mark its data for an MS so that any request for routing information for a mobile terminated short message or a network requested PDP-context activation will be treated as if the MS is not reachable. It is invoked when the subscriber record for the MS is to be deleted in the SGSN, either by MMI interaction or automatically, e.g. because the MS has been inactive for several days. This service shall not be used if both the SGSN and HLR support the Super-Charger functionality.

The MAP_PURGE_MS service is a confirmed service using the primitives defined in table 8.1/6.

8.1.6.2 Service primitives**Table 8.1/6: MAP_PURGE_MS**

Parameter name	Request	Indication	Response	Confirm
Invoke Id	M	M(=)	M(=)	M(=)
IMSI	M	M(=)		
VLR number	C	C(=)		
Freeze TMSI			C	C(=)
Freeze P-TMSI			C	C(=)
SGSN number	C	C(=)		
User error			C	C(=)
Provider error				O

8.1.6.3 Parameter definitions and use

Invoke ID

See definition in subclause 7.6.1.

IMSI

See definition in subclause 7.6.2.

VLR number

Shall be present if the sender is VLR. See definition in subclause 7.6.2.

SGSN number

Shall be present if the sender is SGSN. See definition in subclause 7.6.2.

Freeze TMSI

This parameter is sent to the VLR to indicate that the TMSI has to be frozen. It shall be present if the received VLR number matches the stored VLR number.

Freeze P-TMSI

This parameter is sent to the SGSN to indicate that the P-TMSI has to be frozen. It shall be present if the received SGSN number matches the stored SGSN number.

User error

This parameter is sent by the responder when an error is detected and if present, takes one of the following values:

- Data Missing;
- Unexpected Data Value;
- Unknown Subscriber.

Provider error

See definition of provider errors in subclause 7.6.1.

8.1.7 MAP_UPDATE_GPRS_LOCATION service

8.1.7.1 Definition

This service is used by the SGSN to update the location information stored in the HLR.

The MAP_UPDATE_GPRS_LOCATION service is a confirmed service using the service primitives given in table 8.1/7.

8.1.7.2 Service primitives

Table 8.1/7: MAP_UPDATE_GPRS_LOCATION

Parameter name	Request	Indication	Response	Confirm
Invoke Id	M	M(=)	M(=)	M(=)
IMSI	M	M(=)		
SGSN number	M	M(=)		
SGSN address	M	M(=)		
Supported CAMEL Phases	C	C(=)		
SoLSA Support Indicator	C	C(=)		
Super-Charger Supported in Serving Network Entity	C	C(=)		
GPRS enhancements support indicator	C	C(=)		
HLR number			C	C(=)
User error			C	C(=)
Provider error				O

8.1.7.3 Parameter definitions and use

Invoke Id

See definition in subclause 7.6.1.

IMSI

See definition in subclause 7.6.2.

SGSN number

See definition in subclause 7.6.2.

SGSN address

See definition in subclause 7.6.2.

Supported CAMEL Phases

This parameter indicates which phases of CAMEL are supported. The SGSN can only support CAMEL phase 3 or greater.

SoLSA Support Indicator

This parameter is used by the SGSN to indicate to the HLR in the Update GPRS Location indication that SoLSA is supported. If this parameter is not included in the Update GPRS Location indication and the Subscriber is marked as only allowed to roam in Subscribed LSAs, then the HLR shall reject the roaming and indicate to the SGSN that roaming is not allowed to that Subscriber in the SGSN.

This SoLSA Support Indicator shall be stored by the HLR per SGSN where there are Subscribers roaming. If a Subscriber is marked as only allowed to roam in Subscribed LSAs while roaming in a SGSN and no SoLSA Support indicator is stored for that SGSN, the location status of that Subscriber has to be set to Restricted.

Super-Charger Supported in Serving Network Entity

This parameter is used by the SGSN to indicate to the HLR that the SGSN supports the Super-Charger functionality and whether subscription data has been retained by the SGSN. If subscription data has been retained by the SGSN the age indicator shall be included. Otherwise the SGSN shall indicate that subscriber data is required.

If this parameter is absent then the SGSN does not support the Super-Charger functionality.

GPRS enhancements support indicator

This parameter is used by the SGSN to indicate to the HLR in the Update GPRS Location indication that GPRS enhancements are supported. If this parameter is included in the Update GPRS Location indication the HLR may send the extensible QoS in the PDP contexts to the SGSN.

HLR number

See definition in subclause 7.6.2. The presence of this parameter is mandatory in case of successful HLR updating.

User error

In case of unsuccessful updating, an error cause shall be returned by the HLR. The following error causes defined in subclause 7.6.1 may be used, depending on the nature of the fault:

- unknown subscriber;
- roaming not allowed.

This cause will be sent if the MS is not allowed to roam into the PLMN indicated by the SGSN number. The cause is qualified by the roaming restriction reason "PLMN Not Allowed" or "Operator Determined Barring".

- system failure;
- unexpected data value.

The diagnostic in the Unknown Subscriber may indicate "Imsi Unknown" or "Gprs Subscription Unknown".

Provider error

For definition of provider errors see subclause 7.6.1.

8.1.8 MAP-NOTE-MM-EVENT

8.1.8.1 Definition

This service is used between the VLR and the gsmSCF when for a subscriber a mobility management event has been processed successfully, that subscriber is provisioned with M-CSI and the relevant mobility management event is marked for reporting.

8.1.8.2 Service primitives

The service primitives are shown in table 8.1/8.

Table 8.1/8: MAP_NOTE_MM_EVENT parameters

Parameter name	Request	Indication	Response	Confirm
Invoke id	M	M(=)	M(=)	M(=)
Event Met	M	M(=)		
Service Key	M	M(=)		
IMSI	M	M(=)		
Basic MSISDN	M	M(=)		
Location Information	C	C(=)		
LSA Identity	C	C(=)		
Supported CAMEL Phases	M	M(=)		
User error			C	C(=)
Provider error				O

8.1.8.3 Parameter use

Event Met

This parameter indicates the mobility management event that has lead to the notification. It shall have one of the following values:

- Location update in the same VLR service area
- Location update to another VLR service area
- IMSI attach
- MS initiated IMSI detach (explicit detach)
- Network initiated IMSI detach (implicit detach)

Service Key

See subclause 7.6.x.

IMSI

See subclause 7.6.x.

Basic MSISDN

See subclause 7.6.x.

Location Information

See subclause 7.6.x. This information shall be sent, if available.

LSA Identity

See subclause 7.6.x. This information shall be sent, if available.

Supported CAMEL Phases

See subclause 7.6.x. This information shall always be sent.

User error

This parameter is sent by the receiving entity when an error is detected. It shall have one of the following values:

- Data Missing;
- Unexpected Data Value;
- Unknown Subscriber;
- MM-EventNotSupported.

Provider error

This is defined in subclause 7.6.1.

8.2 Paging and search

8.2.1 MAP_PAGE service

8.2.1.1 Definition

This service is used between VLR and MSC to initiate paging of an MS for mobile terminated call set-up, mobile terminated short message or unstructured SS notification.

The MAP_PAGE service is a confirmed service using the primitives from table 8.2/1.

8.2.1.2 Service primitives

Table 8.2/1: MAP_PAGE

Parameter name	Request	Indication	Response	Confirm
Invoke Id	M	M(=)	M(=)	M(=)
IMSI	M	M(=)		
Stored location area Id	M	M(=)		
TMSI	U	C(=)		
User error			C	C(=)
Provider error				O

8.2.1.3 Parameter definitions and use

Invoke Id

See definition in subclause 7.6.1.

IMSI

See definition in subclause 7.6.2. The IMSI is used to define the paging subgroup. If the TMSI is not supplied, paging on the radio path uses the IMSI as an identifier.

Stored location area Id

See definition in subclause 7.6.2.

TMSI

See definition in subclause 7.6.2. The TMSI is included if paging on the radio channel is to use the TMSI as an identifier.

User error

The following error causes defined in subclause 7.6.1 may be sent by the user in case of a paging error, depending on the failure reason:

- absent subscriber;
- unknown location area;
- busy subscriber;
- system failure;

this corresponds to the case where there is no call associated with the MAP_PAGE service, i.e. if the call has been released but the dialogue to the VLR has not been aborted;

- unexpected data value.

Provider error

See definition in subclause 7.6.1.

8.2.2 MAP_SEARCH_FOR_MS service

8.2.2.1 Definition

This service is used between VLR and MSC to initiate paging of an MS in all location areas of that VLR. It is used if the VLR does not hold location area information confirmed by radio contact.

The MAP_SEARCH_FOR_MS service is a confirmed service using the primitives from table 8.2/2.

8.2.2.2 Service primitives

Table 8.2/2: MAP_SEARCH_FOR_MS

Parameter name	Request	Indication	Response	Confirm
Invoke Id	M	M(=)	M(=)	M(=)
IMSI	M	M(=)		
Current location area Id			C	C(=)
User error			C	C(=)
Provider error				O

8.2.2.3 Parameter definitions and use

Invoke Id

See definition in subclause 7.6.1.

IMSI

See definition in subclause 7.6.2. The IMSI is used to identify the subscriber when paging on the radio path.

Current location area Id

See definition in subclause 7.6.2. In case of successful outcome of the service, i.e. if the MS responds to paging, the Location Area Id of the area in which the MS responded is given in the response.

User error

The following error causes defined in subclause 7.6.1 shall be sent by the user if the search procedure fails, depending on the failure reason:

- absent subscriber;

this error cause is returned by the MSC if the MS does not respond to the paging request;

- system failure;

this corresponds to the case where there is no call associated with the MAP_SEARCH_FOR_MS service, i.e. if the call has been released but the dialogue to the VLR has not been aborted;

- busy subscriber;
- unexpected data value.

Provider error

See definition in subclause 7.6.1.

8.3 Access management services

8.3.1 MAP_PROCESS_ACCESS_REQUEST service

8.3.1.1 Definition

This service is used between MSC and VLR to initiate processing of an MS access to the network, e.g. in case of mobile originated call set-up or after being paged by the network.

The MAP_PROCESS_ACCESS_REQUEST service is a confirmed service using the primitives from table 8.3/1.

8.3.1.2 Service primitives

Table 8.3/1: MAP_PROCESS_ACCESS_REQUEST

Parameter name	Request	Indication	Response	Confirm
Invoke Id	M	M(=)	M(=)	M(=)
CM service type	M	M(=)		
Access connection status	M	M(=)		
Current Location Area Id	M	M(=)		
Serving cell id	M	M(=)		
TMSI	C	C(=)		
Cksn	C	C(=)		
IMSI	C	C(=)	C	C(=)
IMEI	C	C(=)	C	C(=)
MSISDN			U	C(=)
User error			C	C(=)
Provider error				O

8.3.1.3 Parameter definitions and use

Invoke Id

See definition in subclause 7.6.1.

CM service type

See definition in subclause 7.6.9.

Access connection status

See definition in subclause 7.6.9.

Current Location Area Id

See definition in subclause 7.6.2. This parameter is used to update the VLR in case of previous VLR failure.

Serving cell id

See definition in subclause 7.6.2.

TMSI

See definition in subclause 7.6.2. Either TMSI or IMSI as received from the MS are included in the Request/Indication, but one shall be present. In case of CM Service Type "Emergency Call Establishment", the IMEI may replace IMSI/TMSI.

Cksn

See definition in subclause 7.6.7. In case of access with TMSI, the Cksn shall be present.

IMSI

See definition in subclause 7.6.2. Either TMSI or IMSI as received from the MS are included in the Request/Indication, but one shall be present. In case of CM Service Type "Emergency Call Establishment", the IMEI may replace IMSI/TMSI.

In the Response/Confirmation, the IMSI is to be sent in case of successful outcome of the service. In case of CM Service Type "Emergency Call Establishment", IMEI may replace IMSI.

IMEI

See definition in subclause 7.6.2. The IMEI may replace IMSI/TMSI in the Request/Indication and IMSI in the Response/Confirmation only in case the CM Service Type indicates "Emergency Call Establishment".

MSISDN

See definition in subclause 7.6.2. The MSISDN is included in case of successful outcome of the service as an operator option, e.g. if it is needed at the MSC for charging purposes in case of call forwarding.

User error

One of the following error causes defined in subclause 7.6.1 shall be sent by the user if the access request fails, depending on the failure reason:

- unidentified subscriber;
- illegal subscriber;
this error is sent if a correlated authentication procedure has not authenticated the subscriber;
- illegal equipment;
this error is sent if an IMEI check failed, i.e. the IMEI is blacklisted or not white-listed;
- roaming not allowed;

this cause is used after VLR restart if the subscriber has no subscription for the current location area, e.g. due to regional subscription. The cause will be qualified by "location area not allowed" or "national roaming not allowed", respectively;

- unknown location area;
- system failure;
- unexpected data value.

Provider error

For definition of provider errors see subclause 7.6.1.

8.4 Handover services

It should be noted that the handover services used on the B-interface have not been updated for Release 99. The B-interface is not fully operational specified. It is strongly recommended not to implement the B-interface as an external interface.

8.4.1 MAP_PREPARE_HANDOVER service

8.4.1.1 Definition

This service is used between MSC-A and MSC-B (E-interface) when a call is to be handed over or relocated from MSC-A to MSC-B.

The MAP_PREPARE_HANDOVER service is a confirmed service using the primitives from table 8.4/1.

8.4.1.2 Service primitives

Table 8.4/1: MAP_PREPARE_HANOVER

Parameter name	Request	Indication	Response	Confirm
Invoke Id	M	M(=)	M(=)	M(=)
Target Cell Id	C	C(=)		
Target RNC Id	C	C(=)		
HO-NumberNotRequired	C	C(=)		
IMSI	C	C(=)		
Integrity Protection Information	C	C(=)		
Encryption Information	C	C(=)		
Radio Resource Information	C	C(=)		
AN-APDU	C	C(=)	C	C(=)
Handover Number			C	C(=)
Relocation Number List			C	C(=)
Multicall Bearer Information			C	C(=)
Multiple Bearer Requested	C	C(=)		
Multiple Bearer Not Supported			C	C(=)
User error			C	C(=)
Provider error				O

8.4.1.3 Parameter use

Invoke Id

For definition of this parameter see subclause 7.6.1.

Target Cell Id

For definition of this parameter see subclause 7.6.2. This parameter is only included if the service is not in an ongoing transaction. This parameter shall also be excluded if the service is a part of the Inter-MSC SRNS Relocation procedure described in 3G TS 23.009.

Target RNC Id

For definition of this parameter see subclause 7.6.2. This parameter shall be included if the service is a part of the Inter-MSC SRNS Relocation procedure described in 3G TS 23.009.

HO-Number Not Required

For definition of this parameter see subclause 7.6.6.

IMSI

For definition of this parameter see subclause 7.6.2. This UMTS parameter shall be included if the access network protocol is BSSAP and there is an indication that the MS also supports UMTS.

Integrity Protection Information

For definition of this parameter see subclause 7.6.6. This UMTS parameter shall be included if available and if the access network protocol is BSSAP.

Encryption Information

For definition of this parameter see subclause 7.6.6. This UMTS parameter shall be included if available and if the access network protocol is BSSAP.

Radio Resource Information

For definition of this parameter see subclause 7.6.6. This GSM parameter shall be included if the access network protocol is RANAP and there is an indication that the UE also supports GSM.

AN-APDU

For definition of this parameter see subclause 7.6.9.

Handover Number

For definition of this parameter see subclause 7.6.2. This parameter shall be returned at handover, unless the parameter HO-NumberNotRequired is sent. If the parameter Handover Number is returned, the parameter Relocation Number List shall not be returned.

Relocation Number List

For definition of this parameter see subclause 7.6.2. This parameter shall be returned at relocation, unless the parameter HO-NumberNotRequired is sent. If the parameter Relocation Number List is returned, the parameter Handover Number shall not be returned.

Multicall Bearer Information

For a definition of this parameter see subclause 7.6.2.

Multiple Bearer Requested

For a definition of this parameter see subclause 7.6.2. This parameter shall be sent when MSC-A requests multiple bearers to MSC-B.

Multiple Bearer Not Supported

For a definition of this parameter see subclause 7.6.2. This parameter shall be returned at relocation when MSC-B receives Multiple Bearer Requested parameter and MSC-B does not support multiple bearers.

User error

For definition of this parameter see subclause 7.6.1. The following errors defined in subclause 7.6.1 may be used, depending on the nature of the fault:

- No handover number available.
- System failure.
- Unexpected data value.
- Data Missing.

Provider error

See definition of provider errors in subclause 7.6.1.

8.4.2 MAP_SEND_END_SIGNAL service

8.4.2.1 Definition

This service is used between MSC-B and MSC-A (E-interface) indicating that the radio path has been established by MSC-B to the MS. MSC-A retains then the main control of the call until it clears.

The response is used by MSC-A to inform MSC-B that all resources for the call can be released in MSC-B, either because the call has been released in MSC-A or because the call has been successfully handed over or relocated from MSC-B to another MSC.

The MAP_SEND_END_SIGNAL service is a confirmed service using the primitives from table 8.4/2.

8.4.2.2 Service primitives

Table 8.4/2: MAP_SEND_END_SIGNAL

Parameter name	Request	Indication	Response	Confirm
Invoke Id	M	M(=)	M(=)	M(=)
AN-APDU	M	M(=)		
Provider error				O

8.4.2.3 Parameter use

Invoke Id

For definition of this parameter see subclause 7.6.1.

AN-APDU

For definition of this parameter see subclause 7.6.9.

Provider error

For definition of this parameter see subclause 7.6.1.

8.4.3 MAP_PROCESS_ACCESS_SIGNALLING service

8.4.3.1 Definition

This service is used between MSC-B and MSC-A (E-interface) to pass information received on the A-interface or Iu-interface in MSC-B to MSC-A.

The MAP_PROCESS_ACCESS_SIGNALLING service is a non-confirmed service using the primitives from table 8.4/3.

8.4.3.2 Service primitives

Table 8.4/3: MAP_PROCESS_ACCESS_SIGNALLING

Parameter name	Request	Indication
Invoke Id	M	M(=)
AN-APDU	M	M(=)

8.4.3.3 Parameter use

Invoke Id

For definition of this parameter see subclause 7.6.1.

AN-APDU

For definition of this parameter see subclause 7.6.9.

8.4.4 MAP_FORWARD_ACCESS_SIGNALLING service

8.4.4.1 Definition

This service is used between MSC-A and MSC-B (E-interface) to pass information to be forwarded to the A-interface or Iu-interface of MSC-B.

The MAP_FORWARD_ACCESS_SIGNALLING service is a non-confirmed service using the primitives from table 8.4/4.

8.4.4.2 Service primitives

Table 8.4/4: MAP_FORWARD_ACCESS_SIGNALLING

Parameter name	Request	Indication
Invoke Id	M	M(=)
Integrity Protection Information	C	C(=)
Encryption Information	C	C(=)
AN-APDU	M	M(=)

8.4.4.3 Parameter use

For the definition and use of all parameters and errors, see subclause 7.6.1.

Invoke Id

For definition of this parameter see subclause 7.6.1.

Integrity Protection Information

For definition of this parameter see subclause 7.6.6. This UMTS parameter shall be included if available and if the encapsulated PDU is BSSMAP Cipher Mode Command.

Encryption Information

For definition of this parameter see subclause 7.6.6. This UMTS parameter shall be included if available and if the encapsulated PDU is BSSMAP Cipher Mode Command.

AN-APDU

For definition of this parameter see subclause 7.6.9.

8.4.5 MAP_PREPARE_SUBSEQUENT_HANDOVER service

8.4.5.1 Definition

This service is used between MSC-B and MSC-A (E-interface) to inform MSC-A that it has been decided that a handover or relocation to either MSC-A or a third MSC (MSC-B') is required.

The MAP_PREPARE_SUBSEQUENT_HANDOVER service is a confirmed service using the primitives from table 8.4/5.

8.4.5.2 Service primitives

Table 8.4/5: MAP_PREPARE_SUBSEQUENT_HANOVER

Parameter name	Request	Indication	Response	Confirm
Invoke Id	M	M(=)	M(=)	M(=)
Target Cell Id	C	C(=)		
Target RNC Id	C	C(=)		
Target MSC Number	M	M(=)		
AN-APDU	M	M(=)	C	C(=)
User error			C	C(=)
Provider error				O

8.4.5.3 Parameter use

Invoke Id

For definition of this parameter see subclause 7.6.1.

Target Cell Id

For definition of this parameter see subclause 7.6.2. This parameter shall be excluded if the service is a part of the Inter-MSC SRNS Relocation procedure described in 3G TS 23.009.

Target RNC Id

For definition of this parameter see subclause 7.6.2. This parameter shall be included if the service is a part of the Inter-MSC SRNS Relocation procedure described in 3G TS 23.009.

Target MSC Number

For definition of this parameter see subclause 7.6.2.

AN-APDU

For definition of this parameter see subclause 7.6.9.

User error

For definition of this parameter see subclause 7.6.1. The following error causes defined in subclause 7.6.1 may be used, depending on the nature of the fault:

- Unknown MSC;
- Subsequent handover failure;
- Unexpected data value;
- Data Missing.

Provider error

For definition of this parameter see subclause 7.6.1.

8.4.6 MAP_ALLOCATE_HANOVER_NUMBER service

8.4.6.1 Definition

This service is used between MSC and VLR (B-interface) to request a handover number.

The MAP_ALLOCATE_HANOVER_NUMBER service is a confirmed service using the primitives from table 8.4/6.

8.4.6.2 Service primitives

Table 8.4/6: MAP_ALLOCATE_HANOVER_NUMBER

Parameter name	Request	Indication	Response	Confirm
Invoke Id	M	M(=)	M(=)	M(=)
User error			C	C(=)
Provider error				O

8.4.6.3 Parameter use

Invoke Id

For definition of this parameter see subclause 7.6.1.

User error

For definition of this parameter see subclause 7.6.1. The following errors defined in subclause 7.6.1 may be used, depending on the nature of the fault:

- No handover number available.

Provider error

For definition of this parameter see subclause 7.6.1.

8.4.7 MAP_SEND_HANOVER_REPORT service

8.4.7.1 Definition

This service is used between VLR and MSC-B (B-interface) to transfer the handover number to be forwarded to and used by MSC-A.

The MAP_SEND_HANOVER_REPORT service is a confirmed service using the primitives from table 8.4/7.

8.4.7.2 Service primitives

Table 8.4/7: MAP_SEND_HANOVER_REPORT

Parameter name	Request	Indication	Response	Confirm
Invoke Id	M	M(=)	M(=)	M(=)
Handover Number	M	M(=)		
Linked Id	M	M(=)		
Provider error				O

8.4.7.3 Parameter use

Invoke Id

For definition of this parameter see subclause 7.6.1.

Handover Number

For definition of this parameter see subclause 7.6.2.

Linked Id

For definition of this parameter see subclause 7.6.1. This service is linked with MAP_ALLOCATE_HANOVER_NUMBER.

Provider error

For definition of this parameter see subclause 7.6.1.

8.5 Authentication management services

8.5.1 MAP_AUTHENTICATE service

The MAP_AUTHENTICATE service is used on the MAP B interface. This interface is not fully operational specified. It is strongly recommended not to implement the B-interface as an external interface.

8.5.1.1 Definition

This service is used between the VLR and the MSC when the VLR receives a MAP service indication from the MSC concerning a location registration, call set-up, operation on a supplementary service or a request from the MSC to initiate authentication.

The service is a confirmed service and consists of four service primitives.

8.5.1.2 Service primitives

The service primitives are shown in table 8.5/1.

Table 8.5/1: MAP_AUTHENTICATE parameters

Parameter name	Request	Indication	Response	Confirm
Invoke id	M	M(=)	M(=)	M(=)
RAND	M	M(=)		
CKSN	M	M(=)		
SRES			M	M(=)
Provider error				O

8.5.1.3 Parameter use

Invoke id

See subclause 7.6.1 for the use of this parameter.

RAND

See subclause 7.6.7 for the use of this parameter.

CKSN

See subclause 7.6.7 for the use of this parameter.

SRES

See subclause 7.6.7 for the use of this parameter.

Provider error

See subclause 7.6.1 for the use of this parameter.

8.5.2 MAP_SEND_AUTHENTICATION_INFO service

8.5.2.1 Definition

This service is used between the VLR and the HLR for the VLR to retrieve authentication information from the HLR. The VLR requests up to five authentication vectors.

Also this service is used between the SGSN and the HLR for the SGSN to retrieve authentication information from the HLR. The SGSN requests up to five authentication vectors.

If the user is a UMTS subscriber, the HLR shall return authentication quintuplets. If the user is a GSM subscriber, the HLR shall return authentication triplets.

If the HLR cannot provide the VLR or the SGSN with triplets, an empty response is returned. The VLR or the SGSN may then re-use old authentication triplets, except where this is forbidden under the conditions specified in GSM 03.20 [24].

If the HLR cannot provide the VLR or the SGSN with quintuplets, an empty response is returned. The VLR or the SGSN shall not re-use old authentication quintuplets.

If the VLR or SGSN receives a MAP_SEND_AUTHENTICATION_INFO response containing a User Error parameter as part of the handling of an authentication procedure, the authentication procedure in the VLR or SGSN shall fail.

Security related network functions are further described in GSM 03.20 and 3G TS 33.102.

The service is a confirmed service and consists of four service primitives.

8.5.2.2 Service primitives

The service primitives are shown in table 8.5/2.

Table 8.5/2: MAP_SEND_AUTHENTICATION_INFO parameters

Parameter name	Request	Indication	Response	Confirm
Invoke id	M	M(=)	M(=)	M(=)
IMSI	M	M(=)		
Number of requested vectors	M	M(=)		
Re-synchronisation Info	C	C(=)		
Segmentation prohibited indicator	C	C(=)		
Immediate response preferred indicator	U	C(=)		
AuthenticationSetList			C	C(=)
User error			C	C(=)
Provider error				O

8.5.2.3 Parameter use

Invoke id

See subclause 7.6.1 for the use of this parameter.

IMSI

See subclause 7.6.2 for the use of this parameter.

Number of requested vectors

A number indicating how many authentication vectors the VLR or SGSN is prepared to receive. The HLR shall not return more vectors than indicated by this parameter.

Re-synchronisation Info

For definition and use of this parameter see 3G TS 33.102.

Segmentation prohibited indicator

This parameter indicates if the VLR or SGSN allows message segmentation.

Immediate response preferred indicator

This parameter indicates that one of the requested authentication vectors is requested for immediate use in the VLR or SGSN. It may be used by the HLR together with the number of requested vectors and the number of vectors stored in the HLR to determine the number of vectors to be obtained from the AuC. It shall be ignored if the number of available vectors is greater than the number of requested vectors.

AuthenticationSetList

A set of one to five authentication vectors are transferred from the HLR to the VLR or from the HLR to the SGSN, if the outcome of the service was successful.

User error

One of the following error causes defined in subclause 7.6.1 shall be sent by the user in case of unsuccessful outcome of the service, depending on the respective failure reason:

- unknown subscriber;
- unexpected data value;
- system failure;
- data missing.

Provider error

See subclause 7.6.1 for the use of this parameter.

8.5.3 MAP_AUTHENTICATION_FAILURE_REPORT service

8.5.3.1 Definition

This service is used between the VLR and the HLR or between the SGSN or HLR for reporting of authentication failures.

8.5.3.2 Service primitives

The service primitives are shown in table 8.5/3.

Table 8.5/3: MAP_AUTHENTICATION_FAILURE_REPORT parameters

Parameter name	Request	Indication	Response	Confirm
Invoke id	M	M(=)	M(=)	M(=)
IMSI	M	M(=)		
Failure cause	M	M(=)		
User error			C	C(=)
Provider error				O

8.5.3.3 Parameter use

Invoke id

See subclause 7.6.1 for the use of this parameter.

IMSI

See subclause 7.6.2 for the use of this parameter.

Failure Cause

See subclause 7.6.7 for use of this parameter.

User error

This parameter is sent by the responder upon unsuccessful outcome of the service, and then takes one of the following values defined in subclause 7.6.1:

- Unknown Subscriber;
- System Failure;
- Unexpected Data Value;
- Data Missing.

Provider error

These are defined in subclause 7.6.

8.6 Security management services

8.6.1 MAP_SET_CIPHERING_MODE service

8.6.1.1 Definitions

This service is used between the VLR and the MSC to set the ciphering mode and to start ciphering if applicable. It is called when another service requires that information is to be sent on the radio path in encrypted form.

The service is a non-confirmed service and consists of two service primitives.

8.6.1.2 Service primitives

The service primitives are shown in table 8.6/1.

Table 8.6/1: MAP_SET_CIPHERING_MODE parameters

Parameter name	Request	Indication
Invoke id	M	M(=)
Ciphering mode	M	M(=)
Kc	C	C(=)

8.6.1.3 Parameter use

Invoke id

See subclause 7.6.1 for the use of this parameter.

Ciphering mode

See subclause 7.6.7 for the use of this parameter.

Kc

The Kc parameter should be included when the ciphering mode parameter indicates that ciphering must be performed.

8.7 International mobile equipment identities management services

8.7.1 MAP_CHECK_IMEI service

8.7.1.1 Definition

This service is used between the VLR and the MSC and between the MSC and the EIR and between the SGSN and EIR to request check of IMEI. If the IMEI is not available in the MSC or in the SGSN, it is requested from the MS and transferred to the EIR in the service request.

The service is a confirmed service and consists of four service primitives.

8.7.1.2 Service primitives

The service primitives are shown in table 8.7/1.

Table 8.7/1: MAP_CHECK_IMEI parameters

Parameter name	Request	Indication	Response	Confirm
Invoke id	M	M(=)	M(=)	M(=)
IMEI	C	C(=)	C	C(=)
Equipment status			C	C(=)
User error			C	C(=)
Provider error				O

8.7.1.3 Parameter use

Invoke id

See subclause 7.6.1 for the use of this parameter.

IMEI

See subclause 7.6.2 for the use of this parameter. The parameter shall not be included in the service request between the VLR and the MSC, but is mandatory in the service request from the MSC to the EIR and from the SGSN to the EIR. It is not included in the service response from the EIR to the MSC or to the SGSN, but is mandatory in the service response from the MSC to the VLR on successful outcome.

Equipment status

See subclause 7.6.4 for the use of this parameter. This parameter is sent by the responder in case of successful outcome of the service.

User error

One of the following error causes defined in subclause 7.6.1 shall be sent by the user in case of unsuccessful outcome of the service, depending on the respective failure reason:

- unknown equipment;
this error is returned by the responder when the IMEI is not known in the EIR;
- system failure;
- unexpected data value.

Provider error

See subclause 7.6.1 for the use of this parameter.

8.7.2 MAP_OBTAIN_IMEI service

8.7.2.1 Definition

This service is used between the VLR and the MSC to request the IMEI. If the IMEI is not available in the MSC, it is requested from the MS.

The service is a confirmed service and consists of four service primitives.

8.7.2.2 Service primitives

The service primitives are shown in table 8.7/2.

Table 8.7/2: MAP_OBTAIN_IMEI parameters

Parameter name	Request	Indication	Response	Confirm
Invoke id	M	M(=)	M(=)	M(=)
IMEI			C	C(=)
User error			C	C(=)
Provider error				O

8.7.2.3 Parameter use

Invoke id

See subclause 7.6.1 for the use of this parameter.

IMEI

See subclause 7.6.2 for the use of this parameter. The parameter is included in the service response from the MSC to the VLR on successful outcome of the service.

User error

If the service fails, the VLR sends the user error System Failure (see subclause 7.6.1) to the MSC.

Provider error

See subclause 7.6.1 for the use of this parameter.

8.8 Subscriber management services

8.8.1 MAP-INSERT-SUBSCRIBER-DATA service

8.8.1.1 Definition

This service is used by an HLR to update a VLR with certain subscriber data in the following occasions:

- the operator has changed the subscription of one or more supplementary services, basic services or data of a subscriber. Note that in case of withdrawal of a Basic or Supplementary service this primitive shall not be used;
- the operator has applied, changed or removed Operator Determined Barring;
- the subscriber has changed data concerning one or more supplementary services by using a subscriber procedure;
- the HLR provides the VLR with subscriber parameters at location updating of a subscriber or at restoration. In this case, this service is used to indicate explicitly that a supplementary service is not provisioned, if the supplementary service specification requires it. The only supplementary services which have this requirement are the CLIR and COLR services. Network access mode is provided only in restoration. If the Super-Charger functionality is supported the HLR may not need to provide the VLR with subscriber parameters at location updating of a subscriber. See TS 23.116.

Also this service is used by an HLR to update an SGSN with certain subscriber data in the following occasions:

- if the GPRS subscription has changed;
- if the network access mode is changed;
- the operator has applied, changed or removed Operator Determined Barring;
- the HLR provides the SGSN with subscriber parameters at GPRS location updating of a subscriber. If the Super-Charger functionality is supported the HLR may not need to provide the SGSN with subscriber parameters. See 3G TS 23.116.

It is a confirmed service and consists of the primitives shown in table 8.8/1.

8.8.1.2 Service primitives

Table 8.8/1: MAP-INSERT-SUBSCRIBER-DATA

Parameter name	Request	Indication	Response	Confirm
Invoke Id	M	M(=)	M(=)	M(=)
IMSI	C	C(=)		
MSISDN	C	C(=)		
Category	C	C(=)		
Subscriber Status	C	C(=)		
Bearer service List	C	C(=)	C	C(=)
Teleservice List	C	C(=)	C	C(=)
Forwarding information List	C	C(=)		
Call barring information List	C	C(=)		
CUG information List	C	C(=)		
SS-Data List	C	C(=)		
eMLPP Subscription Data	C	C(=)		
MC-Subscription Data	C	C(=)		
Operator Determined Barring General data	C	C(=)	C	C(=)
Operator Determined Barring HPLMN data	C	C(=)		
Roaming Restriction Due To Unsupported Feature	C	C(=)		
Regional Subscription Data	C	C(=)		
VLR CAMEL Subscription Info	C	C(=)		
Voice Broadcast Data	C	C(=)		
Voice Group Call Data	C	C(=)		
Network access mode	C	C(=)		
GPRS Subscription Data	C	C(=)		
Roaming Restricted In SGSN Due To Unsupported Feature	C	C(=)		
North American Equal Access preferred Carrier Id List	U	C(=)		
SGSN Camel Subscription Info	C	C(=)		
LSA Information	C	C(=)		
IST Alert Timer	C	C(=)		
SS-Code List			C	C(=)
LMU Identifier	C	C(=)		
LCS Information	C	C(=)		
CS Allocation/Retention priority	C	C(=)		
Super-Charger Supported In HLR	C	C(=)		
Regional Subscription Response			C	C(=)
Supported CAMEL Phases			C	C(=)
User error			U	C(=)
Provider error				O

8.8.1.3 Parameter use

All parameters are described in subclause 7.6. The following clarifications are applicable:

Network access mode

This parameter defines if the subscriber has access to MSC/VLR and/or to SGSN. This parameter is used by SGSN and MSC/VLR. In VLR, the parameter is used only as part of Restore Data Procedure and the parameter is not stored in the VLR.

IMSI

It is only included if the service is not used in an ongoing transaction (e.g. location updating). This parameter is used by the VLR and the SGSN.

MSISDN

It is included either at location updating or when it is changed. The MSISDN sent shall be the basic MSISDN. This parameter is used by the VLR and the SGSN.

Category

It is included either at location updating or when it is changed. This parameter is used only by the VLR and if the SGSN receives this parameter it shall ignore it.

Subscriber Status

It is included either at location updating or when it is changed.

To apply, remove or update Operator Determined Barring Categories the Subscriber Status is set to Operator Determined Barring. In this case ODB General Data shall also be present. If the Operator Determined Barring applies and the subscriber is registered in the HPLMN and HPLMN specific Operator Determined Barring applies then ODB HPLMN Specific Data shall also be present.

To remove all Operator Determined Barring Categories the Subscriber Status shall be set to "Service Granted". This parameter is used by the VLR and the SGSN.

Bearer service List

A list of Extensible Bearer service parameters (Extensible Bearer service is defined in subclause 7.6). An Extensible Bearer service parameter must be the code for an individual Bearer service, except in the cases described below.

The codes for the Bearer service groups "allAlternateSpeech-DataCDA" and "allAlternateSpeech-DataCDS" shall, if applicable, be sent from the HLR to the VLR as a pair. The codes for the Bearer service groups "allSpeechFollowedByDataCDA" and "allSpeechFollowedByDataCDS" shall, if applicable, be sent from the HLR to the VLR as a pair.

If it is included in the Request/Indication, it includes either all Extensible Bearer services subscribed (at location updating or at restoration) or only the ones added (at subscriber data modification).

If the VLR receives an Indication containing any Extensible Bearer service parameters which it does not support/allocate it returns them in the response to the HLR and discards the unsupported Extensible Bearer services (no error is sent back), except in the cases described below.

If the VLR receives the codes for the Bearer service groups "allSpeechFollowedByDataCDA" and "allSpeechFollowedByDataCDS" and supports one or more of the circuit-switched synchronous or asynchronous data rates specified for simple data bearer services, it shall accept the bearer service codes, and not return them in the response to the HLR. If the VLR does not support any of the circuit-switched synchronous or asynchronous data rates specified for simple data bearer services, and receives the pair of codes for "allAlternateSpeech-DataCDA" and "allAlternateSpeech-DataCDS" or the pair of codes for "allSpeechFollowedByDataCDA" and "allSpeechFollowedByDataCDS", it shall reject the pair of codes by returning them in the response to the HLR. This parameter is used only by the VLR and if the SGSN receives this parameter it shall ignore it.

Teleservice List

A list of Extensible Teleservice parameters (Extensible Teleservice is defined in subclause 7.6). An Extensible Teleservice parameter must be the code for an individual Teleservice.

If it is included in the Request/Indication, it contains either all Extensible Teleservices subscribed (at location updating or at restoration) or the ones added (at subscriber data modification). Only the Extensible Teleservices that are relevant to the node at which the message is received should be included in the Teleservice List.

If the VLR or the SGSN receives an Indication containing any Extensible Teleservice parameters which it does not support/allocate it returns them in the response to the HLR and discards the unsupported Extensible Teleservices (no error is sent back). This parameter is used by the VLR and the SGSN.

Forwarding information List

A list of Extensible Forwarding information parameters (Extensible Forwarding information is defined in subclause 7.6). It includes Call Forwarding services either at location updating or at restoration or when they are changed. Each Extensible Forwarding information parameter shall be treated independently of all other parameters in the primitive.

The Extensible Forwarding information shall include the SS-Code for an individual call forwarding supplementary service. The Extensible Forwarding information shall contain one or more Extensible Forwarding Features (Extensible Forwarding Feature is defined in subclause 7.6).

The Extensible Forwarding Feature may include an Extensible Basic Service Group. This shall be interpreted according to the rules in subclause 8.8.1.4.

The Extensible Forwarding Feature shall contain an Extensible SS-Status parameter.

If the Extensible SS-Status indicates that call forwarding is registered then (except for call forwarding unconditional) the Extensible Forwarding Feature shall contain a number to define the forwarded-to destination and, if available, the forwarded-to subaddress. In other states the forwarded-to number and, if applicable, the forwarded-to subaddress shall not be included. For call forwarding unconditional the forwarded-to number and, if applicable, the forwarded-to subaddress shall not be included. If the VLR does not receive a forwarded-to subaddress then it shall assume that a forwarded-to subaddress has not been registered.

The Extensible Forwarding Feature shall contain the extensible forwarding options (except for call forwarding unconditional where the extensible forwarding options shall not be included). Bits 3 and 4 of the extensible forwarding options shall be ignored by the VLR, and may be set to any value by the HLR.

For call forwarding on no reply: If the extensible SS-Status indicates that call forwarding is registered then the Extensible Forwarding Feature shall contain an extensible no reply condition timer. In other states the no reply condition timer shall not be included.

For call forwarding services other than call forwarding on no reply: The Extensible Forwarding Feature shall not contain a no reply condition timer.

If the VLR receives an Indication containing any Call Forwarding service codes which it does not support/allocate it returns them to the HLR in the parameter SS-Code List and discards the unsupported Call Forwarding service codes (no error is sent back). This parameter is used only by the VLR and if the SGSN receives this parameter it shall ignore it.

Call barring information List

A list of Extensible Call barring information parameters (Extensible Call barring information is defined in subclause 7.6). It includes Call Barring services either at location updating or at restoration or when they are changed. Each Extensible Call barring information parameter shall be treated independently of all other parameters in the primitive.

The Extensible Call barring information shall include the SS-Code for an individual call barring supplementary service. The Extensible Call barring information shall contain one or more Extensible Call Barring Features (Extensible Call Barring Feature is defined in subclause 7.6).

The Extensible Call Barring Feature may include an Extensible Basic Service Group. This shall be interpreted according to the rules in subclause 8.8.1.4.

The Extensible Call Barring Feature shall contain an extensible SS-Status parameter.

If the VLR receives an Indication containing any Extensible Call Barring service codes which it does not support/allocate it returns them to the HLR in the parameter SS-Code List and discards the unsupported Extensible Call Barring service codes (no error is sent back). This parameter is used only by the VLR and if the SGSN receives this parameter it shall ignore it.

CUG information List

A list of CUG information list parameters (CUG information is defined in subclause 7.6). It includes CUG information either at location updating or at restoration or when it is changed.

At location updating, restoration or when there is a change in CUG data, the HLR shall include the complete CUG-SubscriptionList and, if there are options per basic group, it shall also include the complete CUG-FeatureList. If there are not options per extensible basic service group the CUG-FeatureList shall not be included.

In any dialogue, the first insertSubscriberData message which contains CUG information shall include a non-empty CUG-SubscriptionList.

When the VLR receives CUG data it shall replace the stored CUG data with the received data set.

If CUG-FeatureList is omitted in the Insert Subscriber Data operation VLR shall interpret that no options per extensible basic service group exist, and then it shall apply the default values i.e. no outgoing access, no incoming access, no preferential CUG exists.

If CUG-Feature is received without preferential CUG, the VLR shall interpret that no preferential CUG applies.

If the VLR detects that there is overlapping in the information received within a dialogue, it shall send the error Unexpected Data Value.

Note that data consistency between CUG subscription data and CUG feature data is the responsibility of the HLR.

If the VLR does not support the CUG service it returns its code to the HLR in the parameter SS-Code List and discards the received information (no error is sent back). This parameter is used only by the VLR and if the SGSN receives this parameter it shall ignore it.

SS-Data List

A list of Extensible SS-Data parameters (Extensible SS-Data is defined in subclause 7.6). It is sent for any other supplementary service than Call Forwarding, Call Barring, CUG and eMLPP either at location updating or at restoration or when they are changed. Each SS-Data parameter shall be treated independently of all other parameters in the primitive.

The Extensible SS-Data shall include the SS-Code for an individual supplementary service.

The Extensible SS-Data shall contain an Extensible SS-Status parameter and any subscription options that are applicable to the service defined by the SS-Code.

The SS-Data may include a Basic Service Group List. This shall be interpreted according to the rules in subclause 8.8.1.4.

If the VLR receives an Indication containing any supplementary service codes which it does not support/allocate it returns them to the HLR in the parameter SS-Code List and therefore discards the unsupported service codes received (no error is sent back). This parameter is used only by the VLR and if the SGSN receives this parameter it shall ignore it.

Operator Determined Barring General data

If it is included in a Request/Indication, it includes all the Operator Determined Barring categories that may be applied to a subscriber registered in any PLMN. This parameter is only included in a Request/Indication when the parameter Subscriber Status is set to the value Operator Determined Barring. Note that all General Operator Determined Barring Categories shall be set to their actual status.

If the VLR or the SGSN receives an Indication containing Operator Determined Barring General Data which shows that the subscriber is subject to barring not supported / not allocated by the VLR or by the SGSN, it returns Operator Determined Barring General Data in the response to the HLR to show the barring categories which are not supported / not allocated by the VLR or by the SGSN. This parameter is used by the VLR and the SGSN.

Operator Determined Barring HPLMN data

It includes all the Operator Determined Barring categories that may be applied only to a subscriber registered in the HPLMN. Therefore, it shall only be transferred to the VLR or to the SGSN when the subscriber is roaming into the HPLMN and when the parameter Subscriber Status is set to the value Operator Determined Barring. Note that all HPLMN Operator Determined Barring Categories shall be set to their actual status.

If Subscriber Status is set to the value Operator Determined Barring and no Operator Determined Barring HPLMN data is present then the VLR or the SGSN shall not apply any HPLMN specific ODB services to the subscriber. This parameter is used by the VLR and the SGSN.

eMLPP Subscription Data

If included in the Insert Subscriber Data request this parameter defines the priorities the subscriber might apply for a call (as defined in subclause 7.6). It contains both subparameters of eMLPP.

If the VLR does not support the eMLPP service it returns its code to the HLR in the parameter SS-Code List and therefore discards the received information (no error is sent back).

eMLPP subscription data that have been stored previously in a subscriber data record in the VLR are completely replaced by the new eMLPP subscription data received in a MAP_INSERT_SUBSCRIBER_DATA during either an Update Location or Restore Data procedure or a stand alone Insert Subscriber data procedure. This parameter is used only by the VLR and if the SGSN receives this parameter it shall ignore it.

MC Subscription Data

If included in the Insert Subscriber Data request, this parameter provides the MC Subscription Data as defined in subclause 7.6.

If the VLR does not support the MC service, it returns its code to the HLR in the parameter SS-Code List and therefore discards the received information (no error is sent back).

MC subscription data that have been stored previously in a subscriber data record in the VLR are completely replaced by the new MC subscription data received in a MAP_INSERT_SUBSCRIBER_DATA during either an Update Location or Restore Data procedure or a stand alone Insert Subscriber data procedure. This parameter is used only by the VLR and if the SGSN receives this parameter it shall ignore it.

Roaming Restriction Due To Unsupported Feature

The HLR may decide to include this parameter in the request if certain services or features are indicated as not supported by the MSC/VLR (e.g. Advice of Charge Charging Level).

If this parameter is sent to the VLR the MSC area is restricted by the HLR and the VLR. This parameter is used only by the VLR and if the SGSN receives this parameter it shall ignore it.

Regional Subscription Data

If included in the Insert Subscriber Data request this parameter defines the subscriber's subscription area for the addressed VLR or for the addressed SGSN (as defined in subclause 7.6). It contains the complete list of up to 10 Zone Codes that apply to a subscriber in the currently visited PLMN. The HLR shall send only those Zone Codes which are stored against the CC and NDC of the VLR or the CC and NDC of the SGSN to be updated.

NOTE: Support of this parameter is a network operator option and it will not be sent to networks which do not support Regional Subscription.

Regional subscription data that have been stored previously in a subscriber data record in the VLR or in the SGSN are completely replaced by the regional subscription data received in an Insert Subscriber Data indication during either an Update Location or Restore Data procedure or a stand alone Insert Subscriber data procedure.

After the regional subscription data are inserted the VLR or the SGSN shall derive whether its location areas are allowed or not. If the whole MSC or SGSN area is restricted it will be reported to HLR by returning the Regional Subscription Response.

The VLR or the SGSN returns a Regional Subscription Response indicating that a problem with the Zone Code has been detected in one of the following cases:

- Too Many Zone Codes: more than 10 Zone Codes are to be stored in the VLR or in the SGSN.
- Regional Subscription Not Supported by the VLR or the SGSN.
- Zone Codes Conflict: the VLR or the SGSN detects that the zone codes indicate conflicting service permission for a location area.

Zone codes which have no mapping to location areas shall be ignored.

If a sequence of MAP_INSERT_SUBSCRIBER_DATA services is used during a dialogue, Regional Subscription Data shall be accepted only in one service. Regional Subscription Data received in a subsequent service shall be rejected with the error Unexpected Data Value.

If Regional Subscription Data are not included in any MAP_INSERT_SUBSCRIBER_DATA service, there is no restriction of roaming due to Regional Subscription. This parameter is used by the VLR and the SGSN.

Voice Broadcast Data

This parameter contains a list of group id's a user might have subscribed to; (VBS-Data is defined in subclause 7.6). It includes VBS information either at location updating or at restoration or when it is changed.

At location updating, restoration or when there is a change in VBS data, the HLR shall include the complete VBS-Data.

When the VLR receives VBS-Data within a dialogue it shall replace the stored VBS-data with the received data set. All subsequent VBS-data received within this dialogue shall be interpreted as add-on data.

If VBS-data is omitted in the Insert Subscriber Data operation the VLR shall keep the previously stored VBS data.

If the VLR detects that there is overlapping in the information received within a dialogue, it shall send the error Unexpected Data Value. This parameter is used only by the VLR and if the SGSN receives this parameter it shall ignore it.

Voice Group Call Data

This parameter contains a list of group id's a user might have subscribed to; see subclause 7.6.

At location updating, restoration or when there is a change in VGCS data, the HLR shall include the complete VGCS-Data.

When the VLR receives VGCS-Data within a dialogue it shall replace the stored VGCS-Data with the received data set. All VGCS-Data received within this dialogue shall be interpreted as add-on data.

If VBCS-Data is omitted in the Insert Subscriber Data operation the VLR shall keep the previously stored VGCS-Data.

If the VLR detects that there is overlapping in the information received within a dialogue, it shall send the error Unexpected Data Value. This parameter is used only by the VLR and if the SGSN receives this parameter it shall ignore it.

North American Equal Access preferred Carrier Id List

A list of the preferred carrier identity codes that are subscribed to.

When the VLR receives this parameter from the HLR, it shall replace the previously stored preferred carrier identity codes with the received ones. It is not possible to delete all the preferred carrier identity codes from the VLR using this service. To delete all the preferred carrier identity codes from the VLR, the HLR shall use the MAP_CANCEL_LOCATION service.

LSA Information

If included in the ISD request, this parameter contains a list of localised service area identities a user might have subscribed to together with the priority, the preferential access indicator, the active mode support indicator and active mode indication of each localised service area; see subclause 7.6. The access right outside these localised service areas is also indicated. In all cases mentioned below, the LSA information shall only include LSA Data applicable to the VPLMN where the Subscriber is located. The VLR number, received in the MAP_UPDATE_LOCATION primitive, or the SGSN number, received in the MAP_UPDATE_GPRS_LOCATION primitive, can be used, alongside data stored in the HLR, to determine the LSA Data applicable to the VPLMN.

At restoration, location updating or GPRS location updating the HLR shall include the complete set of applicable LSA Information.

When there is a change in LSA data the HLR shall include at least the new and/or modified LSA data.

When there is a change in the access right outside the localised service areas the HLR shall include the LSA only access indicator.

When the SGSN or the VLR receives LSA information within a dialogue it shall check if the received data has to be considered as the entire LSA information. If so, it shall replace the stored LSA information with the received data set, otherwise it shall replace the data only for the modified LSA data (if any) and/or access right, and add the new LSA data (if any) to the stored LSA Information.

If the entire LSA information is received, it shall always include the LSA only access indicator value together with the LSA data applicable for the PLMN (if any).

If LSA Information is omitted in the Insert Subscriber Data operation the SGSN or the VLR shall keep the previously stored LSA Information.

If the SGSN or the VLR detects that there is overlapping in the information received within a dialogue, it shall send the error Unexpected Data Value. This parameter is used by the VLR and the SGSN.

IST Alert Timer

This parameter contains the IST Alert timer value that must be used to inform the HLR about the call activities that the subscriber performs.

At Location Updating, restoration, or when there is a change in the IST data defined for the Subscriber, the HLR shall include the IST Alert timer.

LMU Identifier

This parameter indicates the presence of an LMU. This parameter is used only by the VLR and shall be ignored if received by an SGSN.

LCS Information

This parameter provides the following LCS related information for an MS subscriber:

- list of GMLCs in the HPLMN;
- privacy exception list;
- MO-LR list.

At restoration and location updating, the HLR shall include the complete LCS data of the subscriber.

When there is a change in LCS subscriber data the HLR shall include at least the new and/or modified LCS data. LCS data that is not modified need not be included.

The VLR shall keep any previously stored LCS Information that is not included in an Insert Subscriber Data operation.

If the VLR detects that there is overlapping in the LCS information received within a dialogue, it shall send the error Unexpected Data Value.

This parameter is used only by the VLR and shall be ignored if received by an SGSN.

Super-Charger Supported In HLR

This parameter is used by the HLR to indicate support for the Super-Charger functionality. If this parameter is present it shall include an indication of the age of the subscription data stored in the HLR.

If this parameter is absent then the HLR does not support the Super-Charger functionality.

SS-Code List

The list of SS-Code parameters that are provided to a subscriber but are not supported/allocated by the VLR (SS-Code is defined in subclause 7.6). The list can only include individual SS-Codes that were sent in the service request. This parameter is used only by the VLR.

Regional Subscription Response

If included in the response this parameter indicates one of:

- MSC Area Restricted entirely because of regional subscription;
- SGSN Area Restricted entirely because of regional subscription;
- Too Many Zone Codes to be inserted;
- Zone Codes Conflict;
- Regional Subscription not Supported by the VLR or by the SGSN.

If the VLR determines after insertion of Regional Subscription Data that the entire MSC area is restricted, the VLR shall respond with a Regional Subscription Response indicating MSC Area Restricted. Otherwise MSC Area Restricted is not sent. The HLR shall check whether the current MSC area is no longer restricted.

If the SGSN determines after insertion of Regional Subscription Data that the entire SGSN area is restricted, the SGSN shall respond with a Regional Subscription Response indicating SGSN Area Restricted. Otherwise SGSN Area

Restricted is not sent. The HLR shall check whether the current SGSN area is no longer restricted. This parameter is used by the VLR and by the SGSN.

VLR CAMEL Subscription Info

This parameter is sent for subscribers who have CAMEL services which are invoked in the MSC. In CAMEL phase 1, this parameter contains only the O-CSI. In CAMEL Phase 2, this parameter may contain OCSI and SS-CSI. In CAMEL Phase 3, this parameter may contain O-CSI, D-CSI, SS-CSI, VT-CSI, SMS-CSI and M-CSI. If an O-CSI and/or VT-CSI is contained, TDP-Criteria may also be present in CAMEL Phase 2 or 3. The VLR CAMEL Subscription Info is sent at location updating or when any information in the applicable CAMEL Subscription Info in the HLR has been changed. The entire set of CAMEL Subscription Info is sent within one dialogue. If a set of CAMEL Subscription Info is already stored in the VLR it is replaced by the received data. If the VLR CAMEL Subscription Info is omitted in the Insert Subscriber Data operation the VLR shall keep the previously stored VLR CAMEL Subscription Info. Within one dialogue subsequent received data are interpreted as add-on data. If the VLR detects that there is overlapping in the information received within a dialogue, it shall send the error Unexpected Data Value. This parameter is used only by the VLR and if the SGSN receives this parameter it shall ignore it.

The VLR CAMEL Subscription Info may contain the TIF-CSI (Translation Information Flag). for CAMEL Phase 2 and 3. See 3G TS 23.072 for the use of this parameter and the conditions for its presence.

Supported CAMEL Phases

The use of this parameter and the requirements for its presence are specified in 3G TS 23.078. This parameter is used by the VLR and SGSN.

A VLR or SGSN not supporting any CAMEL Phase may omit this parameter.

GPRS Subscription Data

This parameter contains a list of PDP-contexts a user has subscribed to; see subclause 7.6.

At GPRS location updating the HLR shall include the complete GPRS Subscription Data.

When there is a change in GPRS subscriber data the HLR shall include only the new and/or modified PDP contexts.

When the SGSN receives GPRS Subscription Data within a dialogue it shall check if the received data has to be considered as the entire GPRS subscription data. If so, it shall replace the stored GPRS Subscription Data with the received data set, otherwise it shall replace the data only for the modified PDP contexts (if any) and add the new PDP contexts (if any) to the stored GPRS Subscription Data.

If GPRS Subscription Data is omitted in the Insert Subscriber Data operation the SGSN shall keep the previously stored GPRS Subscription Data.

If the SGSN detects that there is overlapping in the information received within a dialogue, it shall send the error Unexpected Data Value. This parameter is used only by the SGSN and if the VLR receives this parameter it shall ignore it.

SGSN CAMEL Subscription Info

The SGSN CAMEL Subscription Info is sent at GPRS location updating or when any information in the applicable SGSN CAMEL Subscription Info in the HLR has been changed. In CAMEL Phase 3, this parameter may contain GPRS-CSI or/and SMS-CSI. The entire set of SGSN CAMEL Subscription Info is sent. If a set of SGSN CAMEL Subscription Info is already stored in the SGSN it is replaced by the received data. This parameter is used only by the SGSN and if the VLR receives this parameter it shall ignore it.

Roaming Restricted In SGSN Due To Unsupported Feature

The HLR may decide to include this parameter in the request if certain services or features are indicated as not supported by the SGSN. This parameter is used only by the SGSN and if the VLR receives this parameter it shall ignore it.

CS Allocation/Retention priority

The CS Allocation/Retention priority is used only for Circuit Switched (CS). This parameter specifies relative importance to compare with other bearers about allocation and retention of bearer. This parameter is used only by the VLR and if the SGSN receives this parameter it shall ignore it.

User error

Only one of the following values is applicable:

- Unidentified subscriber;
- Data missing;
- Unexpected data value.

8.8.1.4 Basic service information related to supplementary services

A number of parameters that relate to supplementary services can be qualified by a Basic Service Group (or a Basic Service Group List). This subclause explains how this information is to be interpreted. Supplementary service parameters to which this subclause is applicable only apply to the basic service groups described in this subclause, and only those basic service groups shall be overwritten at the VLR.

The Basic Service Group (or Basic Service Group List) is optional.

If present the Basic Service Group (or the elements of the Basic Service Group List) shall be one of:

- an Elementary Basic Service Group for which the supplementary service is applicable to at least one basic service in the group; and to which the subscriber has a subscription to at least one basic service in the group;
- the group "All Teleservices" provided that the service is applicable to at least one teleservice and that the subscriber has a subscription to at least one teleservice that is in the same Elementary Basic Service Group as a teleservice to which the service is applicable;
- the group "All Bearer Services" provided that the service is applicable to at least one bearer service and that the subscriber has a subscription to at least one bearer service that is in the same Elementary Basic Service Group as a basic service to which the service is applicable.

If the Basic Service Group (or Basic Service Group List) is not present then the parameter shall apply to all Basic Service Groups.

If the basic service information is not a single Elementary Basic Service Group then the parameter shall be taken as applying individually to all the Elementary Basic Service Groups for which:

- the supplementary service is applicable to at least one basic service in the Basic Service Group; and
- the subscriber has a subscription to at least one basic service in the Basic Service Group.

The VLR is not required to store supplementary services data for Basic Service Groups that are not supported at the VLR.

8.8.2 MAP-DELETE-SUBSCRIBER-DATA service

8.8.2.1 Definition

This service is used by an HLR to remove certain subscriber data from a VLR if the subscription of one or more supplementary services or basic services is withdrawn. Note that this service is not used in case of erasure or deactivation of supplementary services.

Also this service is used by an HLR to remove GPRS subscription data from a SGSN.

It is a confirmed service and consists of the primitives shown in table 8.8/2.

8.8.2.2 Service primitives

Table 8.8/2: MAP-DELETE-SUBSCRIBER-DATA

Parameter name	Request	Indication	Response	Confirm
Invoke Id	M	M(=)	M(=)	M(=)
IMSI	M	M(=)		
Basic service List	C	C(=)		
SS-Code List	C	C(=)		
Roaming Restriction Due To				
Unsupported Feature	C	C(=)		
Camel Subscription Info Withdraw	C	C(=)		
Regional Subscription Data	C	C(=)		
VBS Group Indication	C	C(=)		
VGCS Group Indication	C	C(=)		
GPRS Subscription Data Withdraw	C	C(=)		
Roaming Restricted In SGSN Due To Unsupported Feature	C	C(=)		
LSA Information Withdraw	C	C(=)		
IST Information Withdraw	C	C(=)		
Regional Subscription Response			C	C(=)
GMLC List Withdraw	C	C(=)		
User error			C	C(=)
Provider error				O

8.8.2.3 Parameter use

All parameters are described in subclause 7.6. The following clarifications are applicable:

Basic service List

A list of Extensible Basic service parameters (Extensible Basic service is defined in subclause 7.6). It is used when one, several or all basic services are to be withdrawn from the subscriber. If the VLR or the SGSN receives a value for an Extensible Basic Service which it does not support, it shall ignore that value. This parameter is used by the VLR and by the SGSN.

SS-Code List

A list of SS-Code parameters (SS-Code is defined in subclause 7.6). It is used when several or all supplementary services are to be withdrawn from the subscriber.

There are three possible options:

- deletion of basic service(s);
The parameter Basic service List is only included.
- deletion of supplementary service(s);
The parameter SS-Code List is only included.
- deletion of basic and supplementary services;
Both Basic service List and SS-Code List are included.

This parameter is used only by the VLR and if the SGSN receives this parameter it shall ignore it.

Roaming Restriction Due To Unsupported Feature

This parameter is used if Roaming Restriction Due To Unsupported Feature is deleted from the subscriber data. This may occur if unsupported features or services are removed from the subscriber data in the HLR.

If this parameter is sent the VLR shall check if the current Location Area is possibly allowed now. This parameter is used only by the VLR and if the SGSN receives this parameter it shall ignore it.

CAMEL Subscription Info Withdraw

This parameter is used to indicate that CAMEL Subscription Info shall be deleted from the VLR or from the SGSN. All CAMEL Subscription Info for the subscriber shall be deleted. This parameter is used by the VLR and by the SGSN.

Regional Subscription Identifier

Contains one single Zone Code (as defined in subclause 7.6) and is used if all Zone Codes shall be deleted from the subscriber data. When all the Zone Codes are deleted, the VLR or the SGSN shall check for its location areas whether they are allowed or not. If the whole MSC area is restricted, VLR will report it to HLR by returning the Regional Subscription Response "MSC Area Restricted". If the whole SGSN area is restricted, SGSN will report it to HLR by returning the Regional Subscription Response "SGSN Area Restricted".

The binary coding of the Zone Code value received in a Delete Subscriber Data request shall not be checked by the VLR or by the SGSN.

Note that support of this parameter is a network operator option and it shall not be sent to networks which do not support Regional Subscription.

If Regional Subscription is not supported by the VLR or by the SGSN, the request for deletion of Zone Codes is refused by sending the Regional Subscription Response "Regional Subscription Not Supported" to the HLR.

If no Zone Codes are stored in the respective subscriber data record, the request for deleting all Zone Code information shall be ignored and no Regional Subscription Response shall be returned. This parameter is used by the VLR and by the SGSN.

VBS Group Indication

Contains an indication (flag) which is used if all Group Ids shall be deleted from the subscriber data for the Voice Broadcast teleservice.

If VBS is not supported in the VLR or no Group Ids are stored for VBS in the respective subscriber record, the request for deletion of all Group Ids shall be ignored. This parameter is used only by the VLR and if the SGSN receives this parameter it shall ignore it.

VGCS Group Indication

Contains an indication (flag) which is used if all Group Id's shall be deleted from the subscriber data for the Voice Group Call teleservice. This parameter is used only by the VLR and if the SGSN receives this parameter it shall ignore it.

If VGCS is not supported in the VLR or no Group Ids are stored for VGCS in the respective subscriber record, the request for deletion of all Group Ids shall be ignored.

GPRS Subscription Data Withdraw

This parameter is used to indicate whether all GPRS Subscription Data for the subscriber shall be deleted or if only a subset of the stored GPRS Subscription Data for the subscriber shall be deleted. In the latter case only those PDP contexts whose identifiers are included in the subsequent identifier list will be deleted. This parameter is used only by the SGSN and if the VLR receives this parameter it shall ignore it.

Roaming Restricted In SGSN Due To Unsupported Feature

This parameter is used if Roaming Restricted In SGSN Due To Unsupported Feature is deleted from the GPRS subscriber data. This may occur if unsupported features or services are removed from the GPRS subscriber data in the HLR.

If this parameter is sent the SGSN shall check if the current Location Area is possibly allowed now. This parameter is used only by the SGSN and if the VLR receives this parameter it shall ignore it.

LSA Information Withdraw

This parameter is used to indicate whether all LSA Information for the subscriber shall be deleted or if only a subset of the stored LSA Information for the subscriber shall be deleted. In the latter case only the LSA data whose LSA identities are included in the subsequent LSA data list will be deleted. This parameter is used by the VLR and the SGSN.

IST Information Withdraw

This parameter is used to indicate that the IST condition has been removed for the subscriber. See GSM 03.35 for the use of this parameter.

Regional Subscription Response

If included in the Delete Subscriber Data response this parameter indicates one of:

- MSC Area Restricted;
- SGSN Area Restricted;
- Regional Subscription Not Supported.

This parameter is used by the VLR and by the SGSN.

GMLC List Withdraw

This parameter indicates that the subscriber's LCS GMLC List shall be deleted from the VLR.

This parameter is used only by the VLR and shall be ignored if received by an SGSN.

User error

Only one of the following values is applicable:

- Unidentified subscriber;
- Data missing;
- Unexpected data value.

8.9 Identity management services

8.9.1 MAP-PROVIDE-IMSI service

8.9.1.1 Definition

This service is used by a VLR in order to get, via the MSC, the IMSI of a subscriber (e.g. when a subscriber has identified itself with a TMSI not allocated to any subscriber in the VLR).

It is a confirmed service and consists of the primitives shown in table 8.9/1.

8.9.1.2 Service primitives

Table 8.9/1: MAP-PROVIDE-IMSI

Parameter name	Request	Indication	Response	Confirm
Invoke Id	M	M(=)	M(=)	M(=)
IMSI			C	C(=)
User error			C	C(=)
Provider error				O

8.9.1.3 Parameter use

All parameters are described in subclause 7.6. The following clarifications are applicable:

IMSI

This parameter is received when the request is successfully carried out. It contains the requested IMSI.

User error

Only one of the following values is applicable:

- Absent subscriber.

8.9.2 MAP-FORWARD-NEW-TMSI service

8.9.2.1 Definition

This service is used by a VLR to allocate, via MSC, a new TMSI to a subscriber during an ongoing transaction (e.g. call set-up, location updating or supplementary services operation).

It is a confirmed service and consists of the primitives shown in table 8.9/2.

8.9.2.2 Service primitives

Table 8.9/2: MAP-FORWARD-NEW-TMSI

Parameter name	Request	Indication	Response	Confirm
Invoke Id	M	M(=)	M(=)	M(=)
TMSI	M	M(=)		
Provider error				O

8.9.2.3 Parameter use

The parameter TMSI is described in subclause 7.6.

8.10 Fault recovery services

8.10.1 MAP_RESET service

8.10.1.1 Definition

This service is used by the HLR, after a restart, to indicate to a list of VLRs or SGSNs that a failure occurred.

The MAP_RESET service is a non-confirmed service using the service primitives defined in table 8.10/1.

8.10.1.2 Service primitives

Table 8.10/1: MAP_RESET

Parameter name	Request	Indication
Invoke Id	M	M(=)
HLR number	M	M(=)
HLR Id LIST	U	C(=)

8.10.1.3 Parameter definition and use

Invoke Id

See definition in subclause 7.6.1.

HLR number

See definition in subclause 7.6.2.

HLR Id LIST

The HLR Id List is a list of HLR Ids. If the parameter is present in the indication, the VLR or SGSN may base the retrieval of subscribers to be restored on their IMSI: the subscribers affected by the reset are those whose IMSI leading digits are equal to one of these numbers. If the parameter is absent, subscribers to be restored are those for which the OriginatingEntityNumber received at location updating time matches the equivalent parameter of the Reset Indication.

8.10.2 MAP_FORWARD_CHECK_SS_INDICATION service

8.10.2.1 Definition

This service may be used by an HLR as an implementation option, to indicate to a mobile subscriber that supplementary services parameters may have been altered, e.g. due to a restart. If received from the HLR, the VLR shall forward this indication to the MSC, which in turn forwards it to the MS. The HLR only sends this indication after successful completion of the subscriber data retrieval from HLR to VLR that ran embedded in a MAP_UPDATE_LOCATION procedure.

The MAP_FORWARD_CHECK_SS_INDICATION service is a non-confirmed service using the service primitives defined in table 8.10/2.

8.10.2.2 Service primitives

Table 8.10/2: MAP_FORWARD_CHECK_SS_INDICATION

Parameter name	Request	Indication
Invoke Id	M	M(=)

8.10.2.3 Parameter definition and use

Invoke Id

See definition in subclause 7.6.1.

8.10.3 MAP_RESTORE_DATA service

8.10.3.1 Definition

This service is invoked by the VLR on receipt of a MAP_PROVIDE_ROAMING_NUMBER indication for an unknown IMSI, or for a known IMSI with the indicator "Confirmed by HLR" set to "Not confirmed". The service is used to update the LMSI in the HLR, if provided, and to request the HLR to send all data to the VLR that are to be stored in the subscriber's IMSI record.

The MAP_RESTORE_DATA service is a confirmed service using the service primitives defined in table 8.10/3.

8.10.3.2 Service primitives

Table 8.10/3: MAP_RESTORE_DATA

Parameter name	Request	Indication	Response	Confirm
Invoke Id	M	M(=)	M(=)	M(=)
IMSI	M	M(=)		
LMSI	U	C(=)		
Supported CAMEL phases	C	C(=)		
HLR number			C	C(=)
MS Not Reachable Flag			C	C(=)
User error			C	C(=)
Provider error				O

8.10.3.3 Parameter definitions and use

Invoke Id

See definition in subclause 7.6.1.

IMSI

See definition in subclause 7.6.2.

LMSI

See definition in subclause 7.6.2. It is an operator option to provide the LMSI from the VLR; it is mandatory for the HLR to support the LMSI handling procedures.

Supported CAMEL Phases

This parameter indicates which phases of CAMEL are supported. Must be present if a CAMEL phase different from phase 1 is supported. Otherwise may be absent.

HLR number

See definition in subclause 7.6.2. The presence of this parameter is mandatory in case of successful outcome of the service.

MS Not Reachable Flag

See definition in subclause 7.6.8. This parameter shall be present in case of successful outcome of the service, if the "MS Not Reachable flag" was set in the HLR.

User error

In case of unsuccessful outcome of the service, an error cause shall be returned by the HLR. The following error causes defined in subclause 7.6.1 may be used, depending on the nature of the fault:

- unknown subscriber;
- system failure;
- unexpected data value;
- data missing.

Provider error

For definition of provider errors see subclause 7.6.1.

8.11 Subscriber Information services

8.11.1 MAP-ANY-TIME-INTERROGATION service

8.11.1.1 Definition

This service is used by the gsmSCF, to request information (e.g. subscriber state and location) from the HLR or the GMLC at any time.

When this service is used to the HLR, the subscriber state or location may be requested.
When this service is used to the GMLC, only the location may be requested.

8.11.1.2 Service primitives

Table 8.11/1: Any_Time_Interrogation

Parameter name	Request	Indication	Response	Confirm
Invoke id	M	M(=)	M(=)	M(=)
Requested Info	M	M(=)		
gsmSCF-Address	M	M(=)		
IMSI	C	C(=)		
MSISDN	C	C(=)		
Location Information			C	C(=)
Subscriber State			C	C(=)
User error			C	C(=)
Provider error				O

8.11.1.3 Parameter definition and use

All parameters are described in subclause 7.6.

The HLR or GMLC may be able to use the value of the parameter gsmSCF-address to screen a MAP_Any_Time_Interrogation indication.

The use of the parameters and the requirements for their presence are specified in 3G TS 23.078.

User error

This parameter is sent by the responder when an error is detected and if present, takes one of the following values:

- System Failure;
- Any Time Interrogation Not Allowed;
- Data Missing;
- Unexpected Data Value;
- Unknown Subscriber.

Provider error

These are defined in subclause 7.6.1.

8.11.2 MAP-PROVIDE-SUBSCRIBER-Info service

8.11.2.1 Definition

This service is used to request information (e.g. subscriber state and location) from the VLR at any time.

8.11.2.2 Service primitives

Table 8.11/2: Provide_Subscriber_Information

Parameter name	Request	Indication	Response	Confirm
Invoke id	M	M(=)	M(=)	M(=)
Requested Info	M	M(=)		
IMSI	M	M(=)		
LMSI	U	O		
Location Information			C	C(=)
Subscriber State			C	C(=)
User error			C	C(=)
Provider error				O

8.11.2.3 Parameter definition and use

All parameters are defined in subclause 7.6. The use of these parameters and the requirements for their presence are specified in GSM 03.18.

User error

This parameter is sent by the responder when an error is detected and if present, takes one of the following values:

- Data Missing;
- Unexpected Data Value.

Provider error

These are defined in subclause 7.6.1.

8.11.3 MAP-ANY-TIME-SUBSCRIPTION-INTERROGATION service

8.11.3.1 Definition

This service is used by the gsmSCF, to request subscription information (e.g. call forwarding supplementary service data or CSI) from the HLR at any time.

8.11.3.2 Service primitives

Table 8.11/3: Any_Time_Subscription_Interrogation

Parameter name	Request	Indication	Response	Confirm
Invoke id	M	M(=)	M(=)	M(=)
Requested Subscription Info	M	M(=)		
GsmSCF-Address	M	M(=)		
IMSI	C	C(=)		
MSISDN	C	C(=)		
Long FTN Supported	C	C(=)		
Call Forwarding Data			C	C(=)
Call Barring Data			C	C(=)
ODB Data			C	C(=)
CAMEL Subscription Info			C	C(=)
Supported CAMEL phases in VLR			C	C(=)
Supported CAMEL phases in SGSN			C	C(=)
User error			C	C(=)
Provider error				O

8.11.3.3 Parameter definition and use

All parameters are described in subclause 7.6.

The HLR may be able to use the value of the parameter gsmSCF-address to screen a MAP_Any_Time_Subscription_Interrogation indication.

The use of the parameters and the requirements for their presence are specified in 3G TS 23.078.

User error

This parameter is sent by the responder when an error is detected and if present, takes one of the following values:

- Unexpected Data Value;
- Unknown Subscriber;
- BearerServiceNotProvisioned;
- TeleserviceNotProvisioned;
- CallBarred;
- IllegalSS-Operation;
- SS-NotAvailable;
- InformationNotAvailable;
- Any Time Subscription Interrogation Not Allowed;
- Data Missing.

Provider error

These are defined in subclause 7.6.1.

8.11.4 MAP-ANY-TIME-MODIFICATION service

8.11.4.1 Definition

This service is used by the gsmSCF, to modify information of the HLR at any time.

8.11.4.2 Service primitives

Table 8.11/4: Any_Time_Modification

Parameter name	Request	Indication	Response	Confirm
Invoke id	M	M(=)	M(=)	M(=)
gsmSCF-Address	M	M(=)		
IMSI	C	C(=)		
MSISDN	C	C(=)		
Modification request for SS information	C	C(=)		
Modification request for CSI	C	C(=)		
Long FTN Supported	C	C(=)		
Ext Forwarding information-for-CSE			C	C(=)
Ext Call barring information-for-CSE			C	C(=)
CAMEL subscription info			C	C(=)
User error			C	C(=)
Provider error				O

8.11.4.3 Parameter definition and use

All parameters are described in subclause 7.6.

The HLR may be able to use the value of the parameter gsmSCF-address to screen a MAP_Any_Time_Modification indication.

The use of these parameters and the requirements for their presence are specified in 3G TS 23.078.

User error

This parameter is sent by the responder when an error is detected and if present, takes one of the following values:

- Any Time Modification Not Allowed;
- Data Missing;
- Unexpected Data Value;
- Unknown Subscriber;
- Bearer service not provisioned;

This error is returned only if not even a subset of the requested bearer service group has been subscribed to;

- Teleservice not provisioned;

This error is returned only if not even a subset of the requested teleservice group has been subscribed to;

- Call Barred;
- Illegal SS operation;
- SS error status;
- SS incompatibility;
- SS subscription violation;
- Information Not Available.

Provider error

These are defined in subclause 7.6.1.

8.11.5 MAP-NOTE-SUBSCRIBER-DATA-MODIFIED service

8.11.5.1 Definition

This service is used by the HLR to inform the gsmSCF that subscriber data have been modified.

8.11.5.2 Service primitives

Table 8.11/5: Note_Subscriber_Data_Modified

Parameter name	Request	Indication	Response	Confirm
Invoke id	M	M(=)	M(=)	M(=)
IMSI	M	M(=)		
MSISDN	M	M(=)		
Type of Modification	M	M(=)		
User error			C	C(=)
Provider error				O

8.11.5.3 Parameter definition and use

Invoke id

See subclause 7.6.1 for the use of this parameter.

IMSI

See subclause 7.6.2 for the use of this parameter.

MSISDN

See subclause 7.6.2 for the use of this parameter.

Type of Modification

This parameter indicates which subscriber data have been modified.

It takes one of the following values:

- Call Forwarding SS Data modified;
- Call Barring SS Data modified;
- Operator Determined Barring Data modified;
- CAMEL Subscription Information modified.

User error

This parameter is sent by the responder when an error is detected and if present, takes one of the following values:

- Unexpected Data Value;
- Unknown Subscriber.

Provider error

These are defined in subclause 7.6.1.

The use of the parameters and the requirements for their presence are specified in 3G TS 23.078.

9 Operation and maintenance services

9.1 Subscriber tracing services

9.1.1 MAP-ACTIVATE-TRACE-MODE service

9.1.1.1 Definition

This service is used between the HLR and the VLR to activate subscriber tracing in the VLR.

Also this service is used between the HLR and the SGSN to activate subscriber tracing in the SGSN.

The MAP-ACTIVATE-TRACE-MODE service is a confirmed service using the primitives from table 9.1/1.

9.1.1.2 Service primitives

Table 9.1/1: MAP-ACTIVATE-TRACE-MODE

Parameter name	Request	Indication	Response	Confirm
Invoke id	M	M(=)	M(=)	M(=)
IMSI	C	C(=)		
Trace reference	M	M(=)		
Trace type	M	M(=)		
OMC Id	U	C(=)		
User error			C	C(=)
Provider error				O

9.1.1.3 Parameter use

Invoke id

See definition in subclause 7.6.1.

IMSI

See definition in subclause 7.6.2. The IMSI is a mandatory parameter in a stand-alone operation.

Trace reference

See definition in subclause 7.6.10.

Trace type

See definition in subclause 7.6.10.

OMC Id

See definition in subclause 7.6.2. The use of this parameter is an operator option.

User error

The following errors defined in subclause 7.6.1 may be used, depending on the nature of the fault:

- Unidentified Subscriber;
- Facility Not Supported;
- Tracing Buffer Full;
- System Failure;
- Unexpected Data Value;
- Data missing.

Provider error

For definition of provider errors see subclause 7.6.1.

9.1.2 MAP-DEACTIVATE-TRACE-MODE service

9.1.2.1 Definition

This service is used between the VLR and the HLR for deactivating subscriber tracing in the VLR.

Also this service is used between the SGSN and the HLR for deactivating subscriber tracing in the SGSN.

The MAP-DEACTIVATE-TRACE-MODE service is a confirmed service using the primitives from table 9.1/2.

9.1.2.2 Service primitives

Table 9.1/2: MAP-DEACTIVATE-TRACE-MODE

Parameter name	Request	Indication	Response	Confirm
Invoke id	M	M(=)	M(=)	M(=)
IMSI	C	C(=)		
Trace reference	M	M(=)		
User error			C	C(=)
Provider error				O

9.1.2.3 Parameter use

Invoke id

See definition in subclause 7.6.1.

IMSI

See definition in subclause 7.6.2. The IMSI is a mandatory parameter in a stand-alone operation.

Trace reference

See definition in subclause 7.6.10.

User error

The following errors defined in subclause 7.6.1 may be used, depending on the nature of the fault:

- Unidentified Subscriber;
- Facility Not Supported;
- System Failure;
- Unexpected Data Value;
- Data missing.

Provider error

For definition of provider errors see subclause 7.6.1.

9.1.3 MAP-TRACE-SUBSCRIBER-ACTIVITY service

9.1.3.1 Definition

This service is used between the VLR and the MSC to activate the subscriber tracing in the MSC.

The MAP-TRACE-SUBSCRIBER-ACTIVITY service is a non-confirmed service using the primitives from table 9.1/3.

9.1.3.2 Service primitives

Table 9.1/3: MAP-TRACE-SUBSCRIBER-ACTIVITY

Parameter name	Request	Indication
Invoke id	M	M(=)
IMSI	C	C(=)
Trace reference	M	M(=)
Trace type	M	M(=)
OMC Id	U	C(=)

9.1.3.3 Parameter use

Invoke id

See definition in subclause 7.6.1.

IMSI

See definition in subclause 7.6.2. The controlling MSC shall provide either the IMSI or the IMEI to the servicing MSC.

Trace reference

See definition in subclause 7.6.10.

Trace type

See definition in subclause 7.6.10.

OMC Id

See definition in subclause 7.6.2. The use of this parameter is an operator option.

9.2 Other operation and maintenance services

9.2.1 MAP-SEND-IMSI service

9.2.1.1 Definition

This service is used by a VLR in order to fetch the IMSI of a subscriber in case of some Operation & Maintenance procedure where subscriber data are needed in the Visited PLMN and MSISDN is the only subscriber's identity known.

It is a confirmed service and consists of the primitives shown in table 9.2/1.

9.2.1.2 Service primitives

Table 9.2/1: MAP-SEND-IMSI

Parameter name	Request	Indication	Response	Confirm
Invoke Id	M	M(=)	M(=)	M(=)
MSISDN	M	M(=)		
IMSI			C	C(=)
User error			C	C(=)
Provider error				O

9.2.1.3 Parameter use

All parameters are described in subclause 7.6. The following clarifications are applicable:

User error

Only one of the following values is applicable:

- Unknown subscriber;
- Unexpected data value;
- Data missing.

10 Call handling services

10.1 MAP_SEND_ROUTING_INFORMATION service

10.1.1 Definition

This service is used between the Gateway MSC and the HLR. The service is invoked by the Gateway MSC to perform the interrogation of the HLR in order to route a call towards the called MS.

This is a confirmed service using the primitives listed in table 10.1/1.

This service is also used between the GMSC and the NPLR.

10.1.2 Service primitives

Table 10.1/1: MAP_SEND_ROUTING_INFORMATION parameters

Parameter name	Request	Indication	Response	Confirm
Invoke Id	M	M(=)	M(=)	M(=)
Interrogation Type	M	M(=)		
GMSC Address	M	M(=)		
MSISDN	M	M(=)	C	C(=)
OR Interrogation	C	C(=)		
OR Capability	C	C(=)		
CUG Interlock	C	C(=)	C	C(=)
CUG Outgoing Access	C	C(=)	C	C(=)
Number of Forwarding	C	C(=)		
Network Signal Info	C	C(=)		
Supported CAMEL Phases	C	C(=)		
Suppress T-CSI	C	C(=)		
Suppression of Announcement	C	C(=)		
Call Reference Number	C	C(=)		
Forwarding Reason	C	C(=)		
Basic Service Group	C	C(=)		
Alerting Pattern	C	C(=)		
CCBS Call	C	C(=)		
Supported CCBS Phase	C	C(=)		
Additional Signal Info	C	C(=)		
IST Support Indicator	C	C(=)		
Pre-paging supported	C	C(=)		
Call Diversion Treatment Indicator	C	C(=)		
Long FTN Supported	C	C(=)		
IMSI			C	C(=)
MSRN			C	C(=)
Forwarding Data			C	C(=)
Forwarding Interrogation Required			C	C(=)
VMSC address			C	C(=)
GMSC Camel Subscription Info			C	C(=)
Location Information			C	C(=)
Subscriber State			C	C(=)
Basic Service Code			C	C(=)
CUG Subscription Flag			C	C(=)
North American Equal Access preferred			U	C(=)
Carrier Id				
User error			C	C(=)
SS-List			U	C(=)
CCBS Target			C	C(=)
Keep CCBS Call Indicator			C	C(=)
IST Alert Timer			C	C(=)
Number Portability Status			U	C(=)
Provider error				O

10.1.3 Parameter use

See subclause 7.6 for a definition of the parameters used in addition to the following. Note that:

- a conditional parameter whose use is defined only in 3G TS 23.078 shall be absent if the sending entity does not support CAMEL;
- a conditional parameter whose use is defined only in GSM 03.79 shall be absent if the sending entity does not support optimal routing;
- a conditional parameter whose use is defined only in 3G TS 23.078 & GSM 03.79 shall be absent if the sending entity supports neither CAMEL nor optimal routing.

Interrogation Type

See GSM 03.79 [99] for the use of this parameter.

GMSC address

The E.164 address of the GMSC.

MSISDN

This is the Mobile Subscriber ISDN number assigned to the called subscriber. In the Request & Indication it is the number received by the GMSC in the IAM. If the call is to be forwarded and the HLR supports determination of the redirecting number, the HLR inserts the basic MSISDN in the Response.

See GSM 03.66 [108] for the use of this parameter and the conditions for its presence in the response.

OR Interrogation

See GSM 03.79 [99] for the use of this parameter and the conditions for its presence.

OR Capability

See GSM 03.79 [99] for the use of this parameter and the conditions for its presence.

CUG Interlock

See GSM 03.18 [97] for the use of this parameter and the conditions for its presence.

CUG Outgoing Access

See GSM 03.18 [97] for the use of this parameter and the conditions for its presence.

Number of Forwarding

See GSM 03.18 [97] for the use of this parameter and the conditions for its presence.

Network Signal Info

See GSM 03.18 [97] for the conditions for the presence of the components of this parameter.

Supported CAMEL Phases

The use of this parameter and the requirements for its presence are specified in 3G TS 23.078.

T-CSI Suppression

The use of this parameter and the requirements for its presence are specified in 3G TS 23.078.

Suppression Of Announcement

The use of this parameter and the requirements for its presence are specified in 3G TS 23.078.

Call Reference Number

The use of this parameter and the conditions for its presence are specified in 3G TS 23.078 [98] and GSM 03.79 [99].

Forwarding Reason

See GSM 03.79 [99] for the use of this parameter and the conditions for its presence.

Basic Service Group

See GSM 03.79 [99] for the use of this parameter and the conditions for its presence.

Alerting Pattern

See GSM 03.18 [97] for the use of this parameter and the conditions for its presence.

CCBS Call

See 3G TS 23.093 [107] for the use of this parameter and the conditions for its presence.

Supported CCBS Phase

This parameter indicates by its presence that CCBS is supported and the phase of CCBS which is supported.

Additional Signal Info

See 3G TS 23.081 [27] for the conditions for the presence of the components of this parameter.

IST Support Indicator

This parameter is used to indicate to the HLR that the GMSC supports basic IST functionality, that is, the GMSC is able to terminate the subscriber call activity that originated the IST Alert when it receives the IST Alert response indicating that the call(s) shall be terminated. If this parameter is not included in the Send Routing Information indication and the subscriber is marked as an IST subscriber, then the HLR may limit the service for the call (by barring the incoming call if it is not subject to forwarding, or suppressing Call Forwarding from the GMSC), or allow the call assuming the associated risk of not having the basic IST mechanism available.

This parameter can also indicate that the GMSC supports the IST Command, including the ability to terminate all calls being carried for the identified subscriber by using the IMSI as a key. If this additional capability is not included in the Send Routing Information indication and the subscriber is marked as an IST subscriber, then the HLR may limit the service for the subscriber (by barring the incoming calls if they are not subject to forwarding, or suppressing Call Forwarding from the GMSC), or allow the incoming calls assuming the associated risk of not having the IST Command mechanism available.

Pre-paging supported

See 3G TS 23.018 for the use of this parameter and the conditions for its presence.

Call Diversion Treatment Indicator

This parameter indicates whether or not call diversion is allowed.

IMSI

See GSM 03.18 [97] and GSM 03.66 [108] for the use of this parameter and the conditions for its presence.

MSRN

See GSM 03.18 [97], GSM 03.66 [108] and GSM 03.79 [99] for the use of this parameter and the conditions for its presence. If the NPLR returns only the MSISDN-number without Routeing Number to the GMSC, the MSISDN-number shall be returned as MSRN.

Forwarding Data

This parameter includes a number to define the forwarded-to destination, the forwarding reason and the forwarding options Notification to calling party and Redirecting presentation, and can include the forwarded-to subaddress. See GSM 03.18 [97] and GSM 03.79 [99] for the conditions for the presence of its components.

Forwarding Interrogation Required

See GSM 03.79 [99] for the use of this parameter and the conditions for its presence.

Long FTN Supported

This parameter indicates that the GMSC supports Long Forwarded-to Numbers.

VMSC address

See GSM 03.79 [99] for the use of this parameter and the conditions for its presence.

GMSC CAMEL Subscription Info

The use of this parameter and the requirements for its presence are specified in 3G TS 23.078.

Location Information

The use of this parameter and the requirements for its presence are specified in 3G TS 23.078.

Subscriber State

The use of this parameter and the requirements for its presence are specified in 3G TS 23.078.

CUG Subscription Flag

The use of this parameter and the requirements for its presence are specified in 3G TS 23.078.

North American Equal Access preferred Carrier Id

This parameter is returned to indicate the preferred carrier identity to be used to set-up the call (i.e. forwarding the call or establishing the roaming leg).

SS-List

This parameter includes SS-codes and will be returned as an operator option. The HLR shall not send PLMN-specific SS-codes across PLMN boundaries. However if the GMSC receives PLMN-specific SS-codes from a foreign PLMN's HLR the GMSC may ignore it. If the GMSC attempts to process the PLMN-specific SS-codes, this may lead to unpredictable behaviour but the GMSC shall continue call processing.

Basic Service Code

The use of this parameter and the requirements for its presence are specified in 3G TS 23.078.

If the CAMEL service is not involved, this parameter includes the basic service code and will be returned as an operator option. The HLR shall not send a PLMN-specific Basic Service Code across PLMN boundaries. However if the GMSC receives a PLMN-specific Basic Service Code from a foreign PLMN's HLR the GMSC may ignore it. If the GMSC attempts to process the PLMN specific Basic Service codes, this may lead to unpredictable behaviour but the GMSC shall continue call processing.

CCBS Target

See GSM 03.93 for the use of this parameter and the conditions for its presence.

Keep CCBS Call Indicator

See GSM 03.93 for the use of this parameter and the conditions for its presence.

IST Alert Timer

It includes the IST Alert timer value that must be used to inform the HLR about the call activities that the subscriber performs. This parameter is only sent to the GMSC in response to a Send Routing Information request which indicates the the GMSC supports IST.

Number Portability Status

This parameter indicates the number portability status of the subscriber. This parameter may be present if the sender of SRIack is NPLR.

User error

This parameter is sent by the responder when an error is detected and if present, takes one of the following values:

- Unknown Subscriber;

The diagnostic for the Unknown Subscriber error may indicate "NPDB Mismatch".

- Number changed;
- Call Barred;

This error will indicate that either incoming calls are barred for this MS or that calls are barred due to Operator Determined Barring (see GSM 02.41 for a definition of this network feature);

- CUG Reject;

The value of this error cause will indicate the reason for CUG Reject;

- Bearer Service Not Provisioned;
- Teleservice Not Provisioned;

A subscription check has been performed and the call has not passed the check due to incompatibility with regard to the requested service. Depending on the nature of the incompatibility, either of these messages will be returned;

- Facility Not Supported;
- Absent Subscriber;

This indicates that the location of the MS is not known (either the station is not registered and there is no location information available or the Provide Roaming Number procedure fails due to IMSI detached flag being set), or the GMSC requested forwarding information with a forwarding reason of not reachable, and the call forwarding on MS not reachable service is not active;

- Busy Subscriber;

This indicates that Call Forwarding on Busy was not active for the specified basic service group when the GMSC requested forwarding information with a forwarding reason of busy;

The error may also indicate that the subscriber is busy due to an outstanding CCBS recall. In the error data it may then be specified that CCBS is possible for the busy encountered call;

- No Subscriber Reply;

This indicates that Call Forwarding on No Reply was not active for the specified basic service group when the GMSC requested forwarding information with a forwarding reason of no reply;

- OR Not Allowed;

This indicates that the HLR is not prepared to accept an OR interrogation from the GMSC, or that calls to the specified subscriber are not allowed to be optimally routed;

- Forwarding Violation;
- System Failure;
- Data Missing;
- Unexpected Data Value.

See subclause 7.6 for a definition of these errors.

Provider error

These are defined in subclause 7.6.

10.2 MAP_PROVIDE_ROAMING_NUMBER service

10.2.1 Definition

This service is used between the HLR and VLR. The service is invoked by the HLR to request a VLR to send back a roaming number to enable the HLR to instruct the GMSC to route an incoming call to the called MS.

This is a confirmed service which uses the primitives described in table 10.2/1.

10.2.2 Service primitives

Table 10.2/1: MAP_PROVIDE_ROAMING_NUMBER parameters

Parameter name	Request	Indication	Response	Confirm
Invoke Id	M	M(=)	M(=)	M(=)
IMSI	M	M(=)		
MSC Number	M	M(=)		
MSISDN	U	C(=)		
LMSI	C	C(=)		
GSM Bearer Capability	C	C(=)		
Network Signal Info	C	C(=)		
Suppression Of Announcement	C	C(=)		
Call Reference Number	C	C(=)		
GMSC Address	C	C(=)		
OR Interrogation	C	C(=)		
OR Not Supported in GMSC	C	C(=)		
Alerting Pattern	C	C(=)		
CCBS Call	C	C(=)		
Supported CAMEL Phases in GMSC	C	C(=)		
Additional Signal Info	C	C(=)		
Pre-paging supported	C	C(=)		
Roaming Number			C	C(=)
User error			C	C(=)
Provider error				O

10.2.3 Parameter use

See subclause 7.6 for a definition of the parameters used, in addition to the following. Note that:

- a conditional parameter whose use is defined only in 3G TS 23.078 shall be absent if the sending entity does not support CAMEL;
- a conditional parameter whose use is defined only in GSM 03.79 shall be absent if the sending entity does not support optimal routing;
- a conditional parameter whose use is defined only in 3G TS 23.078 & GSM 03.79 shall be absent if the sending entity supports neither CAMEL nor optimal routing.

IMSI

This is the IMSI of the called Subscriber.

MSC Number

This is the ISDN number assigned to the MSC currently serving the MS. The MSC number will have been stored in the HLR as provided at location updating.

MSISDN

See GSM 03.18 [97] for the use of this parameter and the conditions for its presence.

LMSI

See GSM 03.18 [97] for the use of this parameter and the conditions for its presence.

GSM Bearer Capability

See GSM 03.18 [97] for the use of this parameter and the conditions for its presence.

This information is passed according to the rules specified in TS GSM 09.07.

There may be two GSM Bearer Capabilities supplied.

Network Signal Info

See GSM 03.18 [97] for the conditions for the presence of the components of this parameter.

Suppression Of Announcement

The use of this parameter and the requirements for its presence are specified in 3G TS 23.078.

Call Reference Number

The use of this parameter and the conditions for its presence are specified in 3G TS 23.078 [98] and GSM 03.79 [99].

GMSC Address

The use of this parameter and the conditions for its presence are specified in 3G TS 23.078 [98] and GSM 03.79 [99].

OR Interrogation

See GSM 03.79 [99] for the use of this parameter and the conditions for its presence.

OR Not Supported in GMSC

See GSM 03.79 [99] for the use of this parameter and the conditions for its presence.

Supported CAMEL Phases in GMSC

See 3G TS 23.078 [98] for the use of this parameter and the conditions for its presence.

Alerting Pattern

See 3G TS 23.078 [98] for the use of this parameter and the conditions for its presence.

CCBS Call

See 3G TS 23.093 [107] for the use of this parameter and the conditions for its presence.

Additional Signal Info

See GSM 03.81 [27] for the conditions for the presence of the components of this parameter.

Pre-paging supported

See 3G TS 23.018 for the use of this parameter and the conditions for its presence.

Roaming Number

See GSM 03.18 [97] for the use of this parameter and the conditions for its presence.

User error

This parameter is sent by the responder when an error is detected and if present, takes one of the following values:

- Absent Subscriber;

This error will be returned if the IMSI detach flag is set.

- No Roaming Number Available;

- OR Not Allowed;

This indicates that the MAP_PROVIDE_ROAMING_NUMBER indication included the OR interrogation indicator, but the VLR does not support optimal routing.

- Facility Not Supported;
- System Failure;
- Data Missing;
- Unexpected Data Value.

See subclause 7.6 for a definition of these reasons.

Provider error

These are defined in subclause 7.6.

10.3 MAP_RESUME_CALL_HANDLING service

10.3.1 Definition

This service is used between the terminating VMSC and the GMSC. The service is invoked by the terminating VMSC to request the GMSC to resume handling the call and forward it to the specified destination.

This is a confirmed service which uses the Primitives listed in table 10.3/1.

10.3.2 Service primitives

Table 10.3/1: MAP_RESUME_CALL_HANDLING parameters

Parameter name	Request	Indication	Response	Confirm
Invoke Id	M	M(=)	M(=)	M(=)
Call Reference Number	C	C(=)		
Basic Service Group	C	C(=)		
IMSI	C	C(=)		
Forwarding Data	C	C(=)		
CUG Interlock	C	C(=)		
CUG Outgoing Access	C	C(=)		
O-CSI	C	C(=)		
D-CSI	C	C(=)		
CCBS Target	C	C(=)		
UU Data	C	C(=)		
UUS CF Interaction	C	C(=)		
All Information Sent	C	C(=)		
MSISDN	C	C(=)		
User error			C	C(=)
Provider error				O

10.3.3 Parameter use

Information received in subsequent segment of a segmented dialogue shall not overwrite information received in an earlier segment.

See subclause 7.6 for a definition of the parameters used, in addition to the following.

Call Reference Number

See GSM 03.79 [99] for the use of this parameter. This parameter shall be present in a first segment of the dialogue.

Basic Service Group

See GSM 03.79 [99] for the use of this parameter. This parameter shall be present in a first segment of the dialogue.

IMSI

This is the IMSI of the forwarding Subscriber. This parameter shall be present in a first segment of the dialogue.

Forwarding Data

This parameter includes a number to define the forwarded-to destination, the forwarding reason and the forwarding options Notification to calling party and Redirecting presentation, and can include the forwarded-to subaddress. See GSM 03.79 [99] for the conditions for the presence of its components. This parameter shall be present in a first segment of the dialogue.

CUG Interlock

See GSM 03.79 [99] for the use of this parameter and the conditions for its presence.

CUG Outgoing Access

See GSM 03.79 [99] for the use of this parameter and the conditions for its presence.

O-CSI

See GSM 03.79 [99] for the use of this parameter and the conditions for its presence.

For CAMEL phases 1 & 2, the O-CSI shall contain only one set of O-BCSM TDP data.

D-CSI

The Dialed Services-CSI.

See 3G TS 23.078 for the use of this parameter and the conditions for its presence.

CCBS Target

See GSM 03.93 [107] for the use of this parameter and the conditions for its presence.

UU Data

See GSM 03.87 for the use of this parameter and the conditions for its presence.

UUS CF Interaction

See GSM 03.87 for the use of this parameter and the conditions for its presence.

All Information Sent

This parameter is set when the VMSC has sent all information to GMSC.

MSISDN

This parameter is the basic MSISDN of the forwarding subscriber. It shall be present if the VMSC supports determination of the redirecting number.

User error

This parameter is sent by the responder when an error is detected and if present, takes one of the following values:

- Optimal Routeing not allowed;
- Forwarding failed;
- Unexpected Data Value;
- Data Missing.

Provider error

These are defined in subclause 7.6.

10.4 MAP_PREPARE_GROUP_CALL service

10.4.1 Definition

This service is used by the Anchor_MSC to inform the Relay_MSC about a group call set-up.

The MAP_PREPARE_GROUP_CALL service is a confirmed service using the service primitives given in table 10.4/1.

10.4.2 Service primitives

Table 10.4/1: MAP_PREPARE_GROUP_CALL service

Parameter name	Request	Indication	Response	Confirm
Invoke Id	M	M(=)	M(=)	M(=)
Teleservice	M	M(=)		
ASCI Call Reference	M	M(=)		
Ciphering Algorithm	M	M(=)		
Group Key Number	C	C(=)		
Group Key	C	C(=)		
Priority	C	C(=)		
CODEC-Information	M	M(=)		
Uplink Free Indicator	M	M(=)		
Group Call Number			M	M(=)
User Error			C	C(=)
Provider Error				O

10.4.3 Parameter definitions and use

Invoke Id

See definition in subclause 7.6.1.

Teleservice

Voice Broadcast Service or Voice Group Call Service.

ASCI Call Reference

Broadcast call reference or group call reference. This item is used to access the VBS-GCR or VGCS-GCR within the Relay_MSC.

Ciphering Algorithm

The ciphering algorithm to be used for the group call.

Group Key Number

This number has to be broadcasted and is used by the mobile station to select the chosen group key.

Shall be present if the ciphering applies.

Group Key

This key is used for ciphering on the radio interface.

Shall be present if the ciphering applies.

Priority

Default priority level related to the call if eMLPP applies.

CODEC-Information

Information on the codecs allowed for this call.

Uplink Free Indicator

A flag indicating whether the call is initiated from a dispatcher.

Group Call Number

This temporary allocated E.164 number is used for routing the call from the Anchor MSC to the Relay MSC.

User Error

For definition of this parameter see subclause 7.6.1 The following errors defined in subclause 7.6.1 may be used, depending on the nature of the fault:

- No Group Call Number available
- System Failure
- Unexpected Data Value.

Provider Error

See definition of provider error in subclause 7.6.1.

10.5 MAP_PROCESS_GROUP_CALL_SIGNALLING service

10.5.1 Definitions

This service is used between Relay MSC and Anchor MSC for transmission of Group Call notifications.

The MAP_PROCESS_GROUP_CALL_SIGNALLING service is a non-confirmed service using the service primitives given in table 10.5/1.

10.5.2 Service primitives

Table 10.5/1: MAP_PROCESS_GROUP_CALL_SIGNALLING service

Parameter name	Request	Indication
Invoke Id	M	M(=)
Uplink Request	C	C(=)
Uplink Release Indication	C	C(=)
Release Group Call	C	C(=)

10.5.3 Parameter definitions and use

Invoke Id

See definition in subclause 7.6.1

Uplink Request

This information element indicates to the anchor MSC that a service subscriber roaming in the relay MSC area requests access to the uplink.

Uplink Release Indication

This information element if included by the Relay MSC indicates to the Anchor MSC that the uplink has become free.

Release Group Call

This information element if included by the Relay MSC indicates to the Anchor MSC that the service subscriber who has initiated the call and who currently has access to the uplink terminates the call.

10.6 MAP_FORWARD_GROUP_CALL_SIGNALLING service

10.6.1 Definitions

This service is used between Anchor MSC and Relay MSC for transmission of Group Call notifications.

The MAP_FORWARD_GROUP_CALL_SIGNALLING service is a non-confirmed service using the service primitives given in table 10.6/1.

10.6.2 Service primitives

Table 10.6/1: MAP_FORWARD_GROUP_CALL_SIGNALLING service

Parameter name	Request	Indication
Invoke Id	M	M(=)
IMSI	C	C(=)
Uplink Request Acknowledgement	C	C(=)
Uplink Release Indication	C	C(=)
Uplink Reject Command	C	C(=)
Uplink Seized Command	C	C(=)
Uplink Release Command	C	C(=)

10.6.3 Parameter definitions and use

IMSI

Identity of the service subscriber who has established the call and who is allowed to terminate the call.

Invoke Id

See definition in subclause 7.6.1.

Uplink Request Acknowledgement

This information element is used for positive acknowledgement of an uplink request.

Uplink Release Indication

This information element if included by the Anchor MSC indicates to the Relay MSC that the uplink has become free.

Uplink Reject Command

This information element is used for negative acknowledgement of an uplink request.

Uplink Seized Command

This information element if included by the Anchor MSC indicates to the Relay MSC that the uplink is no longer free.

Uplink Release Command

This information element if included by the Anchor MSC indicates to the Relay MSC that the uplink which is granted to a MS in the relay MSC area shall be released.

10.7 MAP_SEND_GROUP_CALL_END_SIGNAL service

10.7.1 Definitions

This service is used between the Relay MSC and the Anchor MSC indicating that VGCS / VBS channels have been established in the Relay MSC area. The response is used by the Anchor MSC to inform the Relay MSC that all resources for the call can be released in the Relay MSC because the call has been released in the Anchor MSC.

The MAP_SEND_GROUP_CALL_END_SIGNAL service is a confirmed service using the service primitives given in table 10.7/1.

10.7.2 Service primitives

Table 10.7/1: MAP_SEND_GROUP_CALL_END_SIGNAL service

Parameter name	Request	Indication	Response	Confirm
Invoke Id	M	M(=)	M(=)	M(=)
IMSI	C	C(=)		
Provider Error				O

10.7.3 Parameter definitions and use

IMSI

Identity of the service subscriber who has established the call and who is allowed to terminate the call.

Shall be present if the call was established by a service subscriber roaming in the relay MSC area.

Invoke Id

See definition in subclause 7.6.1

Provider Error

See definition of provider error in subclause 7.6.1.

10.8 MAP_Provide_SIWFS_Number

10.8.1 Definition

This service is used between an MSC and SIWFS. It is invoked by an MSC receiving an incoming call (call to or from MS) to request the SIWFS to allocate IWU resources. The service is defined in GSM 03.54.

This is a confirmed service using the primitives described in table 10.8/1.

10.8.2 Service primitive

Table 10.8/1: MAP_Provide_SIWFS_Number service

Parameter name	Request	Indication	Response	Confirm
Invoke ID	M	M(=)	M(=)	M(=)
GSM Bearer Capability	M	M(=)		
ISDN Bearer Capability	M	M(=)		
Call Direction	M	M(=)		
B-subscriber address	M	M(=)		
Chosen Channel	M	M(=)		
Lower Layer Compatibility	C	C(=)		
High Layer Compatibility	C	C(=)		
SIWFS number			C	C(=)
User error			C	C(=)
Provider error				O

10.8.3 Parameter use

See subclause 7.6 for a definition of the parameters used, in addition to the following.

GSM Bearer Capability

This information is the result from the negotiation with the mobile station. The information is sent from the MSC to the SIWFS to allocate the correct IWU.

ISDN Bearer Capability

This parameter refers to the ISDN Bearer Capability information element. For the MTC this parameter is received in the ISUP User Service Information parameter. For the MOC call this parameter is mapped from the GSM BC parameter according to GSM 09.07. The parameter is used by the SIWFS to route the call and to allocate the outgoing circuit.

Call Direction

This parameter indicates the direction of the call (mobile originated or mobile terminated) at call set-up.

B-subscriber address

This parameter is sent from the MSC to the SIWFS to inform the SIWFS where to route the call i.e. where to send the IAM. If the loop method is used this parameter will indicate the address to the VMSC. This address is allocated by the VMSC in the same way as a MSRN and is used to correlate the incoming IAM to the corresponding MAP dialogue. If the non-loop method is used this parameter will indicate the address to the B-subscriber.

Chosen Channel

This parameter is sent from the MSC to the SIWFS to adjust the interworking unit to the assigned radio resources. This parameter is defined in GSM 08.08.

Lower Layer Compatibility

This parameter is sent from the MSC to the SIWF to allow the interworking unit to perform a compatibility check. This parameter is handled as specified in GSM 09.07. This parameter is defined in GSM 04.08.

High Layer Compatibility

This parameter is sent from the MSC to the SIWF to allow the interworking unit to perform a compatibility check. This parameter is handled as specified in GSM 09.07. This parameter is defined in GSM 04.08.

SIWFS number

This parameter is sent from the SIWFS to the MSC. This address is used by the visited MSC to route the call, i.e. the IAM to the SIWFS (similar to MSRN) and will be used by the SIWFS to correlate the incoming IAM to the corresponding MAP message. This parameter must always be sent from the SIWFS when a successful allocation of SIWFS resources has been made.

User error

This parameter is sent by the responder when an error is detected and if present, takes one of the following values:

- Resource limitation;
- Facility Not Supported;
- Unexpected Data Value;
- System Failure.

See subclause 7.6 for a definition of these reasons.

Provider error

These are defined in subclause 7.6.

10.9 MAP_SIWFS_Signalling_Modify

10.9.1 Definition

This service is used to transport signalling information between an MSC and an SIWFS in the case of a request to modify the configuration (e.g. HSCSD). It is invoked either by an MSC or by the SIWFS. The service is defined in GSM 03.54.

This is a confirmed service using the primitives described in table 10.9/1.

10.9.2 Service primitive

Table 10.9/1: MAP_SIWFS_Signalling_Modify service

Parameter name	Request	Indication	Response	Confirm
Invoke ID	M	M(=)	M(=)	M(=)
Channel Type	C	C(=)		
Chosen Channel	C	C(=)	C(=)	C(=)
User error			C	C(=)
Provider error				O

10.9.3 Parameter use

See subclause 7.6 for a definition of the parameter used, in addition to the following.

Channel Type

This parameter is the result of a Channel Mode Modification for TS61/62. It contains the changed Air Interface User Rate. The information is sent from the SIWFS to the MSC to assign the correct radio resource. This parameter is defined in GSM 08.08.

Chosen Channel

This parameter is sent from the MSC to the SIWFS to adjust the interworking unit to the assigned radio resources. This parameter is defined in GSM 08.08.

User error

This parameter is sent by the responder when an error is detected and if present, takes one of the following values:

- Resource limitation;
- Facility Not Supported;

- Data Missing;
- Unexpected Data Value;
- System Failure.

See subclause 7.6 for a definition of these reasons.

Provider error

These are defined in subclause 7.6.

10.10 MAP_SET_REPORTING_STATE service

10.10.1 Definition

This service is used between the HLR and the VLR to set the reporting state for a requested service. It is a confirmed service using the service primitives shown in table 10.10/1.

10.10.2 Service primitives

Table 10.10/1: MAP_SET_REPORTING_STATE parameters

Parameter name	Request	Indication	Response	Confirm
Invoke id	M	M(=)	M(=)	M(=)
IMSI	C	C(=)		
LMSI	C	C(=)		
CCBS Monitoring	C	C(=)		
CCBS Subscriber Status			C	C(=)
User error			C	C(=)
Provider error				O

10.10.3 Parameter use

See subclause 7.6 for a definition of the parameters used, in addition to the following.

IMSI

The IMSI is a mandatory parameter if the service is used as the only one in a dialogue.

CCBS Monitoring

This parameter indicates whether monitoring for CCBS shall be started or stopped. If it indicates that monitoring shall be started this service corresponds to the message 'Start Reporting' in GSM 03.93; if it indicates that monitoring shall be stopped this service corresponds to the message 'Stop Reporting' in GSM 03.93.

CCBS Subscriber Status

See GSM 03.93 for the use of this parameter and the conditions for its presence.

User error

This parameter is sent by the responder upon unsuccessful outcome of the service, and then takes one of the following values defined in subclause 7.6.1:

- System Failure;
- Unidentified Subscriber;
- Unexpected Data Value;

- Data Missing;
- Resource Limitation;
- Facility Not Supported.

NOTE: This error is reserved for future use.

Provider error

These are defined in subclause 7.6.

10.11 MAP_STATUS_REPORT service

10.11.1 Definition

This service is used by the VLR to report an event or call outcome to the HLR. It is a confirmed service using the service primitives shown in table 10.11/1.

10.11.2 Service primitives

Table 10.11/1: MAP_STATUS_REPORT parameters

Parameter name	Request	Indication	Response	Confirm
Invoke id	M	M(=)	M(=)	M(=)
IMSI	M	M(=)		
CCBS Subscriber Status	C	C(=)		
Monitoring Mode	C	C(=)		
Call Outcome	C	C(=)		
User error			C	C(=)
Provider error				O

10.11.3 Parameter use

See subclause 7.6 for a definition of the parameters used, in addition to the following.

CCBS Subscriber Status

If this parameter is present without Monitoring Mode and Call Outcome this service corresponds to the message 'Event Report' in GSM 03.93 [107]. See GSM 03.93 [107] for the use of this parameter and the conditions for its presence.

Monitoring Mode

If this parameter is present with CCBS Call Outcome this service corresponds to the message 'CCBS Call Report' in GSM 03.93. See GSM 03.93 for the use of this parameter and the conditions for its presence.

Call Outcome

See GSM 03.93 for the use of this parameter and the conditions for its presence.

User error

This parameter is sent by the responder upon unsuccessful outcome of the service, and then takes one of the following values defined in subclause 7.6.1:

- Unknown Subscriber ;
- System Failure;
- Unexpected Data Value;

- Data Missing.

Provider error

These are defined in subclause 7.6.

10.12 MAP_REMOTE_USER_FREE service

10.12.1 Definition

This service is used between the HLR and the VLR to report that the B subscriber is now idle and that the A subscriber can be notified. It is a confirmed service using the service primitives shown in table 10.12/1.

10.12.2 Service primitives

Table 10.12/1: MAP_REMOTE_USER_FREE parameters

Parameter name	Request	Indication	Response	Confirm
Invoke id	M	M(=)	M(=)	M(=)
IMSI	M	M(=)		
Call Info	M	M(=)		
CCBS Feature	M	M(=)		
Translated B Number	M	M(=)		
Replace B Number	C	C(=)		
Alerting Pattern	C	C(=)		
RUF Outcome			C	C(=)
User error			C	C(=)
Provider error				O

10.12.3 Parameter use

See subclause 7.6 for a definition of the parameters used, in addition to the following.

Call Info

See GSM 03.93 for the use of this parameter.

CCBS Feature

See GSM 03.93 for the conditions for the presence of the parameters included in the CCBS feature.

Translated B Number

See GSM 03.93 for the use of this parameter.

Replace B Number

See GSM 03.93 for the use of this parameter and the conditions for its presence.

Alerting Pattern

See GSM 03.93 for the use of this parameter and the conditions for its presence.

RUF Outcome

See GSM 03.93 for the use of this parameter and the conditions for its presence.

User error

This parameter is sent by the responder upon unsuccessful outcome of the service, and then takes one of the following values defined in subclause 7.6.1:

- Unexpected Data Value;

- Data Missing;
- Incompatible Terminal;
- This error is returned by the responder when the terminal used for CCBS activation is not compatible with the terminal used for the CCBS recall. For details refer to GSM 04.08.
- Absent Subscriber (IMSI Detach; Restricted Area; No Page Response);
- System Failure;
- Busy Subscriber (CCBS Busy).

Provider error

These are defined in subclause 7.6.

10.13 MAP_IST_ALERT service

10.13.1 Definition

This service is used between the MSC (Visited MSC or Gateway MSC) and the HLR, to report that the IST timer running for a call for the Subscriber has expired. It is a confirmed service using the service primitives shown in table 10.13/1.

10.13.2 Service primitives

Table 10.13/1: MAP_IST_ALERT parameters

Parameter name	Request	Indication	Response	Confirm
Invoke Id	M	M(=)	M(=)	M(=)
IMSI	M	M(=)		
IST Alert Timer			C	C(=)
IST Information Withdraw			C	C(=)
Call termination Indicator			C	C(=)
User error			C	C(=)
Provider error				O

10.13.3 Parameter use

All parameters are described in subclause 7.6. The following clarifications are applicable:

IST Alert Timer

If included in the IST Alert response, it includes the new IST Alert timer value that must be used to inform the HLR about the call activities that the subscriber performs.

IST Information Withdraw

If included in the IST Alert response, this parameter is used to indicate that the IST condition has been removed for the subscriber. When the MSC receives this parameter, IST control for that call shall be terminated.

Call termination Indicator

If included in the IST Alert response, this parameter is used to indicate whether the MSC shall terminate the call activity that had previously triggered the IST Alert procedure, or it shall also release all other call activities for the specified subscriber (outgoing call activities if the IST Alert is initiated by the VMSC, or incoming call activities if the IST Alert is initiated by the GMSC). Release of all other call activities is possible only if the MSC has the capability to link the call activities for the Subscriber by using the IMSI as key.

User error

This parameter is sent by the responder when an error is detected and if present, takes one of the following values:

- System Failure;
- Unexpected Data Value;
- Resource Limitation;
- Facility Not Supported;
- Unknown Subscriber.

10.14 MAP_IST_COMMAND service

10.14.1 Definition

This service is used by the HLR to instruct the MSC (Visited MSC or Gateway MSC) to terminate ongoing call activities for a specific subscriber. It is a confirmed service using the service primitives shown in table 10.14/1.

10.14.2 Service primitives

Table 10.14/1: MAP_IST_COMMAND parameters

Parameter name	Request	Indication	Response	Confirm
Invoke Id	M	M(=)	M(=)	M(=)
IMSI	M	M(=)		
User error			C	C(=)
Provider error				O

10.14.3 Parameter use

All parameters are described in subclause 7.6. The following clarifications are applicable:

User error

This parameter is sent by the responder when an error is detected and if present, takes one of the following values:

- System Failure;

- Unexpected Data Value;
- Resource Limitation;
- Facility Not Supported;
- Unknown Subscriber.

11 Supplementary services related services

11.1 MAP_REGISTER_SS service

11.1.1 Definition

This service is used between the MSC and the VLR and between the VLR and the HLR to register data related to a supplementary service. The VLR will relay the message to the HLR.

The service is a confirmed service and uses the service primitives shown in table 11.1./1.

11.1.2 Service primitives

Table 11.1/1: MAP_REGISTER_SS parameters

Parameter name	Request	Indication	Response	Confirm
Invoke id	M	M(=)	M(=)	M(=)
SS-Code	M	M(=)		
Basic service	C	C(=)		
Forwarded-to number with subaddress	C	C(=)		
No reply condition time	C	C(=)		
EMLPP default priority	C	C(=)	C	C(=)
Long FTN Supported	C	C(=)		
NbrUser	C	C(=)	C	C(=)
Forwarding information			C	C(=)
User error			C	C(=)
Provider error				O

11.1.3 Parameter use

Invoke id

See subclause 7.6.1 for the use of this parameter.

SS-Code

This parameter indicates the supplementary service which the mobile subscriber wants to register.

Basic service

This parameter indicates for which basic service group the supplementary service is to be registered. If it is not included, the registration request applies to all basic services.

Forwarded-to number with subaddress

This parameter is obligatory if the registration applies to one or more call forwarding supplementary services. It can optionally include a sub-address.

No reply condition time

This parameter is included if the registration applies to the Call Forwarding on No Reply supplementary service (or a superset of this service) and the mobile subscriber supplies a value for this time.

EMLPP default priority

This parameter is sent by the initiator to register the eMLPP default priority level and is returned by the responder at successful outcome of the service.

Long FTN Supported

This parameter indicates that the mobile station supports Long Forwarded-to Numbers.

NbrUser

This parameter is sent by the initiator to register the MC maximum number of user defined circuit switched bearers to be used.

Forwarding information

This parameter is returned by the responder at successful outcome of the service, if the registration request concerned one or a group of Call Forwarding supplementary services.

User error

This parameter is sent by the responder upon unsuccessful outcome of the service, and then takes one of the following values defined in subclause 7.6.1:

- System failure;
- Data missing;
- Unexpected data value;
- Call Barred;
- Bearer service not provisioned;

This error is returned only if not even a subset of the requested bearer service group has been subscribed to;

- Teleservice not provisioned;

This error is returned only if not even a subset of the requested teleservice group has been subscribed to;

- Illegal SS operation;
- SS error status;
- SS incompatibility.

Provider error

See subclause 7.6.1 for the use of this parameter.

11.2 MAP_ERASE_SS service

11.2.1 Definition

This service is used between the MSC and the VLR and between the VLR and the HLR to erase data related to a supplementary service. The VLR will relay the message to the HLR.

The service is a confirmed service and uses the service primitives shown in table 11.2/1.

11.2.2 Service primitives

Table 11.2/1: MAP_ERASE_SS parameters

Parameter name	Request	Indication	Response	Confirm
Invoke id	M	M(=)	M(=)	M(=)
SS-Code	M	M(=)		
Basic service	C	C(=)		
Forwarding information			C	C(=)
User error			C	C(=)
Provider error				O

11.2.3 Parameter use

Invoke id

See subclause 7.6.1 for the use of this parameter.

SS-Code

This parameter indicates the supplementary service which the mobile subscriber wants to erase.

Basic service

This parameter indicates for which basic service group the supplementary service should be erased. If it is not included, the erasure request applies to all basic services.

Forwarding information

This parameter is returned by the responder at successful outcome of the service, if the erasure request concerned one or a group of Call Forwarding supplementary services.

User error

This parameter is sent by the responder upon unsuccessful outcome of the service, and then takes one of the following values, defined in subclause 7.6.1:

- System failure;
- Data Missing;
- Unexpected data value;
- Bearer service not provisioned;

This error is returned only if not even a subset of the requested bearer service group has been subscribed to;

- Teleservice not provisioned;

This error is returned only if not even a subset of the requested teleservice group has been subscribed to;

- Call Barred;
- Illegal SS operation;
- SS error status.

Provider error

See subclause 7.6.1 for the use of this parameter.

11.3 MAP_ACTIVATE_SS service

11.3.1 Definition

This service is used between the MSC and the VLR and between the VLR and the HLR to activate a supplementary service. The VLR will relay the message to the HLR.

The service is a confirmed service and uses the service primitives shown in table 11.3/1.

11.3.2 Service primitives

Table 11.3/1: MAP_ACTIVATE_SS parameters

Parameter name	Request	Indication	Response	Confirm
Invoke id	M	M(=)	M(=)	M(=)
SS-Code	M	M(=)		
Long FTN Supported	C	C(=)		
Basic service	C	C(=)		
Forwarding information			C	C(=)
Call barring information			C	C(=)
SS-Data			C	C(=)
User error			C	C(=)
Provider error				O

11.3.3 Parameter use

Invoke id

See subclause 7.6.1 for the use of this parameter.

SS-Code

This parameter indicates the supplementary service which the mobile subscriber wants to activate.

Basic service

This parameter indicates for which basic service groups the requested supplementary service(s) should be activated. If it is not included, the activation request applies to all basic services.

Forwarding information

This parameter is returned by the responder at successful outcome of the service, if the activation request concerned Call Forwarding.

Long FTN Supported

This parameter indicates that the mobile station supports Long Forwarded-to Numbers.

Call barring information

This parameter is returned by the responder at successful outcome of the service, if the activation request concerned Call Barring.

SS-Data

This parameter is returned by the responder at successful outcome of the service, if the activation request concerned for example Call Waiting.

User error

This parameter is sent by the responder upon unsuccessful outcome of the service, and then takes one of the following values, defined in subclause 7.6.1:

- System failure;
- Data Missing;
- Unexpected data value;
- Bearer service not provisioned;

This error is returned only if not even a subset of the requested bearer service group has been subscribed to.

- Teleservice not provisioned;

This error is returned only if not even a subset of the requested teleservice group has been subscribed to.

- Call Barred;
- Illegal SS operation;
- SS error status;
- SS subscription violation;
- SS incompatibility;
- Negative PW check;
- Number Of PW Attempts Violation.

Provider error

See subclause 7.6.1 for the use of this parameter.

11.4 MAP_DEACTIVATE_SS service

11.4.1 Definitions

This service is used between the MSC and the VLR and between the VLR and the HLR to deactivate a supplementary service. The VLR will relay the message to the HLR.

The service is a confirmed service and uses the service primitives shown in table 11.4/1.

11.4.2 Service primitives

Table 11.4/1: MAP_DEACTIVATE_SS parameters

Parameter name	Request	Indication	Response	Confirm
Invoke id	M	M(=)	M(=)	M(=)
SS-Code	M	M(=)		
Basic service	C	C(=)		
Forwarding information			C	C(=)
Call barring information			C	C(=)
SS-Data			C	C(=)
User error			C	C(=)
Provider error				O

11.4.3 Parameter use

Invoke id

See subclause 7.6.1 for the use of this parameter.

SS-Code

This parameter indicates the supplementary service which the mobile subscriber wants to deactivate.

Basic service

This parameter indicates for which basic service group the requested supplementary service(s) should be deactivated. If it is not included the deactivation request applies to all basic services.

Forwarding information

This parameter is returned by the responder at successful outcome of the service, if the deactivation request concerned one or a group of Call Forwarding supplementary services.

Call barring information

This parameter is returned by the responder at successful outcome of the service, if the activation request concerned one or a group of Call Barring supplementary services.

SS-Data

This parameter is returned by the responder at successful outcome of the service, for example if the deactivation request concerned the Call Waiting supplementary service.

User error

This parameter is sent by the responder upon unsuccessful outcome of the service, and then takes one of the following values, defined in subclause 7.6.1:

- System failure;
- Data Missing;
- Unexpected data value;
- Bearer service not provisioned;

This error is returned only if not even a subset of the requested bearer service group has been subscribed to;

- Teleservice not provisioned;

This error is returned only if not even a subset of the requested teleservice group has been subscribed to;

- Call Barred;
- Illegal SS operation;
- SS error status;
- SS subscription violation;
- Negative PW check;
- Number Of PW Attempts Violation.

Provider error

See subclause 7.6.1 for the use of this parameter.

11.5 MAP_INTERROGATE_SS service

11.5.1 Definitions

This service is used between the MSC and the VLR and between the VLR and the HLR to retrieve information related to a supplementary service. The VLR will relay the message to the HLR if necessary.

The service is a confirmed service and consists of four service primitives.

11.5.2 Service primitives

The service primitives are shown in table 11.5/1.

Table 11.5/1: MAP_INTERROGATE_SS parameters

Parameter name	Request	Indication	Response	Confirm
Invoke id	M	M(=)	M(=)	M(=)
SS-Code	M	M(=)		
Basic service	C	C(=)		
Long FTN Supported	C	C(=)		
SS-Status			C	C(=)
Basic service Group LIST			C	C(=)
Forwarding feature LIST			C	C(=)
CLI restriction Info			C	C(=)
EMLPP Info			C	C(=)
MC Information			C	C(=)
CCBS Feature LIST			C	C(=)
User error			C	C(=)
Provider error				O

11.5.3 Parameter use

For additional information on parameter use refer to the GSM 04.8x and 04.9x-series of technical specifications.

Invoke id

See subclause 7.6.1 for the use of this parameter.

SS-Code

The mobile subscriber can only interrogate a single supplementary service per service request.

Basic service

This parameter indicates for which basic service group the given supplementary service is interrogated. If it is not included, the interrogation request applies to all basic services.

SS-Status

This parameter is included by the responder if:

- the interrogated supplementary service can only be subscribed for all applicable basic services simultaneously;
or
- the interrogated supplementary service is not active for any of the interrogated basic services, or
- the interrogation was for the CCBS supplementary service and no CCBS request is active or the service is not provisioned.

Basic service group LIST

This parameter LIST is used to include one or a series of basic service groups for which the interrogated supplementary service is active. If the interrogated supplementary service is not active for any of the interrogated (and provisioned) basic service groups, the SS-Status parameter is returned.

Long FTN Supported

This parameter indicates that the mobile station supports Long Forwarded-to Numbers.

Forwarding feature LIST

The forwarding feature parameter is described in subclause 7.6.4. A list of one or more forwarding features is returned by the responder when the interrogation request applied to Call Forwarding supplementary service.

If no basic service code parameter is provided within this sequence, the forwarding feature parameter applies to all provisioned basic services.

CLI restriction Info

The CLI-RestrictionInfo parameter is returned by the responder when the interrogation request applies to the CLIR supplementary service.

EMLPP Info

The eMLPP info (maximum entitled priority and default priority) is returned by the responder if the interrogation request applies to the eMLPP supplementary service.

MC Information

The MC information (NbrSB, NbrUser and NbrSN) is returned by the responder if the interrogation request applies to the MC supplementary service. For a definition of these 3 components, refer to 3G TS 23.135 and 3G TS 24.135.

CCBS Feature LIST

The CCBS feature parameter is described in subclause 7.6. A list of one or more CCBS features is returned by the responder when the interrogation request applied to the CCBS supplementary service. See GSM 03.93 [107] for the conditions for the presence of the parameters included in the CCBS feature.

User error

This error is sent by the responder upon unsuccessful outcome of the interrogation service, and then takes one of the following values, defined in subclause 7.6.1:

- System failure;
- Data Missing;
- Unexpected data value;
- Bearer Service not provisioned;

This error is returned only if not even a subset of the interrogated bearer services are provided;

- Teleservice not provisioned;

This error is returned only if not even a subset of the interrogated teleservices are provided;

- Call Barred;
- Illegal SS operation;
- SS not available.

Provider error

See subclause 7.6.1 for the use of this parameter.

11.6 MAP_INVOKE_SS service

11.6.1 Definitions

This service is used between the MSC and the VLR to check the subscriber's subscription to a given supplementary service in the VLR, in connection with in-call invocation of that supplementary service, i.e. after the call set-up phase is finished. For supplementary service invocation during call set-up phase, please refer to the call handling descriptions.

The service is a confirmed service and consists of four service primitives.

11.6.2 Service primitives

The service primitives are shown in table 11.6/1.

Table 11.6/1: MAP_INVOKE_SS parameters

Parameter name	Request	Indication	Response	Confirm
Invoke id	M	M(=)	M(=)	M(=)
SS-Code	M	M(=)		
Basic service	C	C(=)		
User error			C	C(=)
Provider error				O

11.6.3 Parameter use

Invoke id

See subclause 7.6.1 for the use of this parameter.

SS-Code

This SS-Code can only refer to a single supplementary service, e.g. the Call Hold or Multi Party supplementary services.

Basic service

This parameter indicates for which basic service the supplementary service invocation is required.

User error

This parameter is sent by the responder upon unsuccessful outcome of the service, and then takes one of the following values:

- System Failure;
- Data Missing;
- Unexpected data value;
- Call Barred;
- Illegal SS operation;
- SS error status;
- SS not available.

Provider error

See subclause 7.6.1 for the use of this parameter.

11.7 MAP_REGISTER_PASSWORD service

11.7.1 Definitions

This service is used between the MSC and the VLR and between the VLR and the HLR if the mobile subscriber requests to register a new password. The VLR will relay the message to the HLR.

The service is a confirmed service and consists of four service primitives.

11.7.2 Service primitives

The service primitives are shown in table 11.7/1.

Table 11.7/1: MAP_REGISTER_PASSWORD parameters

Parameter name	Request	Indication	Response	Confirm
Invoke id	M	M(=)	M(=)	M(=)
SS-Code	M	M(=)		
New password			C	C(=)
User error			C	C(=)
Provider error				O

11.7.3 Parameter use

Invoke id

See subclause 7.6.1 for the use of this parameter.

SS-Code

This parameter indicates for which supplementary service(s) the password should be registered.

New Password

See subclause 7.6.4 for the use of this parameter.

User error

This parameter is sent by the responder upon unsuccessful outcome of the service, and then takes one of the following values, defined in subclause 7.6.1:

- System failure;
- Data Missing;
- Unexpected data value;
- Call Barred;
- SS subscription violation;
- Password registration failure;
- Negative PW check;
- Number Of PW Attempts Violation.

Provider error

See subclause 7.6.1 for the use of this parameter.

11.8 MAP_GET_PASSWORD service

11.8.1 Definitions

This service is used between the HLR and the VLR and between the VLR and the MSC when the HLR receives a request from the mobile subscriber for an operation on a supplementary service which requires a password from the subscriber. The VLR will relay the message to the MSC.

The service is a confirmed service and uses the service primitives shown in table 11.8/1.

11.8.2 Service primitives

Table 11.8/1: MAP_GET_PASSWORD parameters

Parameter name	Request	Indication	Response	Confirm
Invoke id	M	M(=)	M(=)	M(=)
Linked id	C	C(=)		
Guidance info	M	M(=)		
Current password			M	M(=)
Provider error				O

11.8.3 Parameter use

Invoke id

See subclause 7.6.1 for the use of this parameter.

Linked Id

See subclause 7.6.1 for the use of this parameter. If the MAP_GET_PASSWORD service is used in conjunction with the MAP_REGISTER_PASSWORD service, this parameter must be present; otherwise it must be absent.

Guidance info

See subclause 7.6.4 for the use of this parameter.

Current password

See subclause 7.6.4 for the use of this parameter.

Provider error

See subclause 7.6.1 for the use of this parameter.

11.9 MAP_PROCESS_UNSTRUCTURED_SS_REQUEST service

11.9.1 Definitions

This service is used between the MSC and the VLR, between the VLR and the HLR, between the HLR and gsmSCF and between the HLR and HLR to relay information in order to allow unstructured supplementary service operation.

The MAP_PROCESS_UNSTRUCTURED_SS_REQUEST service is a confirmed service using the primitives from table 11.9/1.

11.9.2 Service primitives

Table 11.9/1: MAP_PROCESS_UNSTRUCTURED_SS_REQUEST parameters

Parameter name	Request	Indication	Response	Confirm
Invoke id	M	M(=)	M(=)	M(=)
USSD Data Coding Scheme	M	M(=)	C	C(=)
USSD String	M	M(=)	C	C(=)
MSISDN	U	C(=)		
User error			C	C(=)
Provider error				O

11.9.3 Parameter use

Invoke id

See subclause 7.6.1 for the use of this parameter.

USSD Data Coding Scheme

See subclause 7.6.4 for the use of this parameter. The presence of the parameter in the response is dependent on the unstructured supplementary service application. If this parameter is present, then the USSD String parameter has to be present.

USSD String

See subclause 7.6.1 for the use of this parameter. The presence of the parameter in the response is dependent on the unstructured supplementary service application. If this parameter is present, then the USSD Data Coding Scheme parameter has to be present.

MSISDN

The subscriber's basic MSISDN.

See definition in subclause 7.6.2. The MSISDN is included as an operator option, e.g. to allow addressing the subscriber's data in the gsmSCF with the MSISDN.

User error

This parameter is sent by the responder upon unsuccessful outcome of the service, and then takes one of the following values defined in subclause 7.6.1:

- System failure;
- Data missing;
- Unexpected data value;

This error is returned by the responder if it is not able to deal with the contents of the USSD string.

- Call Barred;
- Unknown Alphabet.

Provider error

See subclause 7.6.1 for the use of this parameter.

11.10 MAP_UNSTRUCTURED_SS_REQUEST service

11.10.1 Definitions

This service is used between the gsmSCF and the HLR, the HLR and the VLR and between the VLR and the MSC when the invoking entity requires information from the mobile user, in connection with unstructured supplementary service handling.

The MAP_UNSTRUCTURED_SS_REQUEST service is a confirmed service using the primitives from table 11.10/1.

11.10.2 Service primitives

Table 11.10/1: MAP_UNSTRUCTURED_SS_REQUEST parameters

Parameter name	Request	Indication	Response	Confirm
Invoke id	M	M(=)	M(=)	M(=)
USSD Data Coding Scheme	M	M(=)	C	C(=)
USSD String	M	M(=)	C	C(=)
Alerting Pattern	C	C(=)		
User error			C	C(=)
Provider error				O

11.10.3 Parameter use

Invoke id

See subclause 7.6.1 for the use of this parameter.

USSD Data Coding Scheme

See subclause 7.6.4 for the use of this parameter. The presence of the parameter in the response is dependent on the mobile user's MMI input. If this parameter is present, then the USSD String parameter has to be present.

USSD String

See subclause 7.6.1 for the use of this parameter. The presence of the parameter in the response is dependent on the mobile user's MMI input. If this parameter is present, then the USSD Data Coding Scheme parameter has to be present.

Alerting Pattern

See subclause 7.6.3 for the use of this parameter.

User error

This parameter is sent by the responder upon unsuccessful outcome of the service, and then takes one of the following values defined in subclause 7.6.1:

- System failure;
- Data missing;
- Unexpected data value;

This error is returned by the responder if it is not able to deal with the contents of the USSD string;

- Absent Subscriber;
- Illegal Subscriber;

This error indicates that delivery of the unstructured supplementary service data failed because the MS failed authentication;

- Illegal Equipment;

- USSD Busy;
- Unknown Alphabet.

Provider error

See subclause 7.6.1 for the use of this parameter.

11.11 MAP_UNSTRUCTURED_SS_NOTIFY service

11.11.1 Definitions

This service is used between the gsmSCF and the HLR, the HLR and the VLR and between the VLR and the MSC when the invoking entity requires a notification to be sent to the mobile user, in connection with unstructured supplementary services handling.

The MAP_UNSTRUCTURED_SS_NOTIFY service is a confirmed service using the primitives from table 11.11/1.

11.11.2 Service primitives

Table 11.11/1: MAP_UNSTRUCTURED_SS_NOTIFY parameters

Parameter name	Request	Indication	Response	Confirm
Invoke id	M	M(=)	M(=)	M(=)
USSD Data Coding Scheme	M	M(=)		
USSD String	M	M(=)		
Alerting Pattern	C	C(=)		
User error			C	C(=)
Provider error				O

11.11.3 Parameter use

Invoke id

See subclause 7.6.1 for the use of this parameter.

USSD Data Coding Scheme:

See subclause 7.6.4 for the use of this parameter.

USSD String:

See subclause 7.6.1 for the use of this parameter.

Alerting Pattern

See subclause 7.6.3 for the use of this parameter.

User error

This parameter is sent by the responder upon unsuccessful outcome of the service, and then takes one of the following values defined in subclause 7.6.1:

- System failure;
- Data missing;
- Unexpected data value;

This error is returned by the responder if it is not able to deal with the contents of the USSD string.

- Absent Subscriber;

- Illegal Subscriber;

This error indicates that delivery of the unstructured supplementary service data failed because the MS failed authentication.

- Illegal Equipment;
- USSD Busy;
- Unknown Alphabet.

Provider error

See subclause 7.6.1 for the use of this parameter.

11.12 MAP_SS_INVOCATION_NOTIFY

11.12.1 Definition

This service is used between the MSC and the gsmSCF when the subscriber invokes one of the following supplementary services; Call Deflection (CD), Explicit Call Transfer (ECT) or Multi Party (MPTY).

This service is used between the HLR and the gsmSCF when the subscriber invokes the CCBS supplementary service.

11.12.2 Service primitives

The service primitives are shown in table 11.12/1.

Table 11.12/1: SS_INVOCATION_NOTIFY parameters

Parameter name	Request	Indication	Response	Confirm
Invoke id	M	M(=)	M(=)	M(=)
MSISDN	M	M(=)		
IMSI	M	M(=)		
SS- event	M	M(=)		
SS- event data	C	C(=)		
B-subscriber Number	C	C(=)		
CCBS Request State	C	C(=)		
User error			C	C(=)
Provider error				O

11.12.3 Parameter use

All parameters are described in subclause 7.6. The use of these parameters and the requirements for their presence are specified in 3G TS 23.078.

User error

This parameter is sent by the responder when an error is detected and if present, takes one of the following values:

- Data Missing;
- Unexpected Data Value;
- Unknown Subscriber.

Provider error

This is defined in subclause 7.6.1.

11.13 MAP_REGISTER_CC_ENTRY service

11.13.1 Definition

This service is used between the MSC and the VLR and between the VLR and the HLR to register data for a requested call completion supplementary service. The VLR will relay the message to the HLR.

The service is a confirmed service and uses the service primitives shown in table 11.13/1.

11.13.2 Service primitives

Table 11.13/1: MAP_REGISTER_CC_ENTRY parameters

Parameter name	Request	Indication	Response	Confirm
Invoke id	M	M(=)	M(=)	M(=)
SS Code	M	M(=)		
CCBS Feature	C	C(=)	C	C(=)
Translated B number	C	C(=)		
Service Indicator	C	C(=)		
Call Info	C	C(=)		
Network Signal Info	C	C(=)		
User error			C	C(=)
Provider error				O

11.13.3 Parameter use

See subclause 7.6 for a definition of the parameters used, in addition to the following.

SS-Code

This parameter indicates the call completion supplementary service for which the mobile subscriber wants to register an entry.

CCBS Feature

See GSM 03.93 for the conditions for the presence of the parameters included in the CCBS feature.

Translated B Number

See GSM 03.93 for the use of this parameter and the conditions for its presence.

Service Indicator

This parameter corresponds to the parameters 'Presentation Indicator' and 'CAMEL Invoked' in GSM 03.93 [107]. It indicates which services have been invoked for the original call (e.g. CLIR, CAMEL). See GSM 03.93 [107] for the use of this parameter and the conditions for its presence.

Call Info

See GSM 03.93 [107] for the use of this parameter and the conditions for its presence.

Network Signal Info

See GSM 03.93 [107] for the use of this parameter and the conditions for its presence.

User error

This parameter is sent by the responder upon unsuccessful outcome of the service, and then takes one of the following values, defined in subclause 7.6.1:

- System failure;
- Data missing;
- Unexpected data value;
- Call Barred;
- Illegal SS operation;
- SS error status;
- SS incompatibility.
- Short Term Denial;
- Long Term Denial;
- Facility Not Supported;

Note: This error is reserved for future use.

Private Extensions shall not be sent with these user errors for this operation.

Provider error

See subclause 7.6.1 for the use of this parameter.

11.14 MAP_ERASE_CC_ENTRY service

11.14.1 Definition

This service is used between the MSC and the VLR and between the VLR and the HLR to erase data related to a call completion supplementary service. The VLR will relay the message to the HLR.

The service is a confirmed service and uses the service primitives shown in table 11.14/1.

11.14.2 Service primitives

Table 11.14/1: MAP_ERASE_CC_ENTRY parameters

Parameter name	Request	Indication	Response	Confirm
Invoke id	M	M(=)	M(=)	M(=)
SS-Code	M	M(=)	C(=)	C(=)
CCBS Index	C	C(=)		
SS-Status			C	C(=)
User error			C	C(=)
Provider error				O

11.14.3 Parameter use

See subclause 7.6 for a definition of the parameters used, in addition to the following.

SS-Code

This parameter indicates the call completion supplementary service for which the mobile subscriber wants to erase an entry/entries.

CCBS Index

See GSM 03.93 for the use of this parameter and the condition for its presence.

SS-Status

Depending on the outcome of the service request this parameter may indicate either provisioned and active or not provisioned.

User error

This parameter is sent by the responder upon unsuccessful outcome of the service, and then takes one of the following values, defined in subclause 7.6.1:

- System failure;
- Data Missing;
- Unexpected data value;
- Call Barred;
- Illegal SS operation;
- SS error status.

Private Extensions shall not be sent with these user errors for this operation.

Provider error

See subclause 7.6.1 for the use of this parameter.

12 Short message service management services

12.1 MAP-SEND-ROUTING-INFO-FOR-SM service

12.1.1 Definition

This service is used between the gateway MSC and the HLR to retrieve the routing information needed for routing the short message to the servicing MSC.

The MAP-SEND-ROUTING-INFO-FOR-SM is a confirmed service using the primitives from table 12.1/1.

12.1.2 Service primitives

Table 12.1/1: MAP-SEND-ROUTING-INFO-FOR-SM

Parameter name	Request	Indication	Response	Confirm
Invoke Id	M	M(=)	M(=)	M(=)
MSISDN	M	M(=)		
SM-RP-PRI	M	M(=)		
Service Centre Address	M	M(=)		
SM-RP-MTI	C	C(=)		
SM-RP-SMEA	C	C(=)		
GPRS Support Indicator	C	C(=)		
IMSI			C	C(=)
Network Node Number			C	C(=)
LMSI			C	C(=)
GPRS Node Indicator			C	C(=)
Additional Number			C	C(=)
User error			C	C(=)
Provider error				O

12.1.3 Parameter use

Invoke id

See definition in subclause 7.6.1.

MSISDN

See definition in subclause 7.6.2.

SM-RP-PRI

See definition in subclause 7.6.8.

Service Centre Address

See definition in subclause 7.6.2.

SM-RP-MTI

See definition in subclause 7.6.8. This parameter shall be present when the feature « SM filtering by the HPLMN » is supported by the SMS-GMSC and when the equivalent parameter is received from the short message service relay sub-layer protocol.

SM-RP-SMEA

See definition in subclause 7.6.8. This parameter shall be present when the feature « SM filtering by the HPLMN » is supported by the SMS-GMSC and when the equivalent parameter is received from the short message service relay sub-layer protocol.

GPRS Support Indicator

See definition in subclause 7.6.8. The presence of this parameter is mandatory if the SMS-GMSC supports receiving of the two numbers from the HLR.

IMSI

See definition in subclause 7.6.2. The presence of this parameter is mandatory in a successful case.

Network Node Number

See definition in subclause 7.6.2. This parameter is provided in a successful response.

LMSI

See definition in subclause 7.6.2. It is an operator option to provide this parameter from the VLR; it is mandatory for the HLR to include the LMSI in a successful response, if the VLR has used the LMSI.

GPRS Node Indicator

See definition in subclause 7.6.8. The presence of this parameter is mandatory if only the SGSN number is sent in the Network Node Number.

Additional Number

See definition in subclause 7.6.2. This parameter is provided in a successful response.

User error

The following errors defined in subclause 7.6.1 may be used, depending on the nature of the fault:

- Unknown subscriber;
- Call Barred;
- Teleservice Not Provisioned;
- Absent Subscriber_SM;
- Facility Not Supported;
- System failure;
- Unexpected Data Value;
- Data missing.

Provider error

For definition of provider errors see subclause 7.6.1.

12.2 MAP-MO-FORWARD-SHORT-MESSAGE service

12.2.1 Definition

This service is used between the serving MSC or the SGSN and the gateway MSC to forward mobile originated short messages.

The MAP-MO-FORWARD-SHORT-MESSAGE service is a confirmed service using the service primitives given in table 12.2/1.

12.2.2 Service primitives

Table 12.2/1: MAP-MO-FORWARD-SHORT-MESSAGE

Parameter name	Request	Indication	Response	Confirm
Invoke Id	M	M(=)	M(=)	M(=)
SM RP DA	M	M(=)		
SM RP OA	M	M(=)		
SM RP UI	M	M(=)	C	C(=)
IMSI	C	C(=)		
User error			C	C(=)
Provider error				O

12.2.3 Parameter use

Invoke id

See definition in subclause 7.6.1.

SM RP DA

See definition in subclause 7.6.8.

In the mobile originated SM transfer this parameter contains the Service Centre address received from the mobile station.

SM RP OA

See definition in subclause 7.6.8.

The MSISDN received from the VLR or from the SGSN is inserted in this parameter in the mobile originated SM transfer.

SM RP UI

See definition in subclause 7.6.8. The short message transfer protocol data unit received from the Service Centre is inserted in this parameter.

IMSI

See definition in subclause 7.6.2.1. The IMSI of the originating subscriber is inserted in this parameter in the mobile originated SM transfer.

This parameter shall be included if the sending entity, whether MSC or SGSN, supports mobile number portability.

User error

The following errors defined in subclause 7.6.1 may be used, depending on the nature of the fault:

- Facility Not Supported;
- System Failure;
- SM Delivery Failure;
 - The reason of the SM Delivery Failure can be one of the following in the mobile originated SM:
 - unknown Service Centre address;
 - Service Centre congestion;
 - invalid Short Message Entity address;
 - subscriber not Service Centre subscriber;
 - protocol error.
- Unexpected Data Value

Provider error

For definition of provider errors see subclause 7.6.1.

12.3 MAP-REPORT-SM-DELIVERY-STATUS service

12.3.1 Definition

This service is used between the gateway MSC and the HLR. The MAP-REPORT-SM-DELIVERY-STATUS service is used to set the Message Waiting Data into the HLR or to inform the HLR of successful SM transfer after polling. This service is invoked by the gateway MSC.

The MAP-REPORT-SM-DELIVERY-STATUS service is a confirmed service using the service primitives given in table 12.3/1.

12.3.2 Service primitives

Table 12.3/1: MAP-REPORT-SM-DELIVERY-STATUS

Parameter name	Request	Indication	Response	Confirm
Invoke Id	M	M(=)	M(=)	M(=)
MSISDN	M	M(=)		
Service Centre Address	M	M(=)		
SM Delivery Outcome	M	M(=)		
Absent Subscriber Diagnostic SM	C	C(=)		
GPRS Support Indicator	C	C(=)		
Delivery Outcome Indicator	C	C(=)		
Additional SM Delivery Outcome	C	C(=)		
Additional Absent Subscriber Diagnostic SM	C	C(=)		
MSIsdn-Alert			C	C(=)
User error			C	C(=)
Provider error				O

12.3.3 Parameter use

Invoke id

See definition in subclause 7.6.1.

MSISDN

See definition in subclause 7.6.2.

Service Centre Address

See definition in subclause 7.6.2.

SM Delivery Outcome

See definition in subclause 7.6.8. This parameter indicates the status of the mobile terminated SM delivery.

Absent Subscriber Diagnostic SM

See definition in subclause 7.6.8.

GPRS Support Indicator

See definition in subclause 7.6.8. The presence of this parameter is mandatory if the SMS-GMSC supports handling of two delivery outcomes.

Delivery Outcome Indicator

See definition in subclause 7.6.8.

Additional SM Delivery Outcome

See definition in subclause 7.6.8.

Additional Absent Subscriber Diagnostic SM

See definition in subclause 7.6.8.

MSIsdn-Alert

See definition in subclause 7.6.2. This parameter shall be present in case of unsuccessful delivery, when the MSISDN received in the operation is different from the stored MSIsdn-Alert; the stored MSIsdn-Alert is the value that is returned to the gateway MSC.

User error

The following errors defined in subclause 7.6.1 may be used, depending on the nature of the fault:

- Unknown Subscriber;
- Message Waiting List Full;
- Unexpected Data Value;
- Data missing.

Provider error

For definition of provider errors see subclause 7.6.1.

12.4 MAP-READY-FOR-SM service

12.4.1 Definition

This service is used between the MSC and VLR as well as between the VLR and the HLR. The MSC initiates this service if a subscriber indicates memory available situation. The VLR uses the service to indicate this to the HLR.

The VLR initiates this service if a subscriber, whose message waiting flag is active in the VLR, has radio contact in the MSC.

Also this service is used between the SGSN and the HLR. The SGSN initiates this service if a subscriber indicates memory available situation. The SGSN uses the service to indicate this to the HLR.

The SGSN initiates this service if a subscriber, whose message waiting flag is active in the SGSN, has radio contact in the GPRS.

The MAP-READY-FOR-SM service is a confirmed service using the primitives from table 12.4/1.

12.4.2 Service primitives

Table 12.4/1: MAP-READY-FOR-SM

Parameter name	Request	Indication	Response	Confirm
Invoke Id	M	M(=)	M(=)	M(=)
IMSI	C	C(=)		
TMSI	C	C(=)		
Alert Reason	M	M(=)		
Alert Reason Indicator	C	C(=)		
User error			C	C(=)
Provider error				O

12.4.3 Parameter use

Invoke id

See definition in subclause 7.6.1.

IMSI

See definition in subclause 7.6.2. The IMSI is used always between the VLR and the HLR and between the SGSN and the HLR. Between the MSC and the VLR the identification can be either IMSI or TMSI.

TMSI

See definition in subclause 7.6.2. The identification can be either IMSI or TMSI between MSC and VLR.

Alert Reason

See definition in subclause 7.6.8. This parameter indicates if the mobile subscriber is present or the MS has memory available.

Alert Reason Indicator

See definition in subclause 7.6.8.

User error

The following errors defined in subclause 7.6.1 may be used, depending on the nature of the fault:

- Unknown Subscriber;
- Facility Not Supported;
- System Failure;
- Unexpected Data Value;
- Data missing.

Provider error

For definition of provider errors see subclause 7.6.1.

12.5 MAP-ALERT-SERVICE-CENTRE service

12.5.1 Definition

This service is used between the HLR and the interworking MSC. The HLR initiates this service, if the HLR detects that a subscriber, whose MSISDN is in the Message Waiting Data file, is active or the MS has memory available.

The MAP-ALERT-SERVICE-CENTRE service is a confirmed service using the primitives from table 12.5/1.

12.5.2 Service primitives

Table 12.5/1: MAP-ALERT-SERVICE-CENTRE

Parameter name	Request	Indication	Response	Confirm
Invoke Id	M	M(=)	M(=)	M(=)
MSISdn-Alert	M	M(=)		
Service Centre Address	M	M(=)		
User error			C	C(=)
Provider error				O

12.5.3 Parameter use

Invoke id

See definition in subclause 7.6.1.

MSIsdn-Alert

See definition in subclause 7.6.2. The provided MSISDN shall be the one which is stored in the Message Waiting Data file.

Service Centre Address

See definition in subclause 7.6.2.

User error

The following errors defined in subclause 7.6.1 may be used, depending on the nature of the fault:

- System Failure;
- Unexpected Data Value;
- Data missing.

Provider error

For definition of provider errors see subclause 7.6.1.

12.6 MAP-INFORM-SERVICE-CENTRE service

12.6.1 Definition

This service is used between the HLR and the gateway MSC to inform the Service Centre which MSISDN number is stored in the Message Waiting Data file. If the stored MSISDN number is not the same as the one received from the gateway MSC in the MAP-SEND-ROUTING-INFO-FOR-SM service primitive the stored MSISDN number is included in the message.

Additionally the status of MCEF, MNRF and MNRG flags and the inclusion of the particular Service Centre address in the Message Waiting Data list is informed to the gateway MSC when appropriate.

The MAP-INFORM-SERVICE-CENTRE service is a non-confirmed service using the primitives from table 12.6/1.

12.6.2 Service primitives

Table 12.6/1: MAP-INFORM-SERVICE-CENTRE

Parameter name	Request	Indication
Invoke Id	M	M(=)
MSIsdn-Alert	C	C(=)
MWD Status	C	C(=)

12.6.3 Parameter use

Invoke id

See definition in subclause 7.6.1.

MSISdn-Alert

See definition in subclause 7.6.2 This parameter refers to the MSISDN stored in a Message Waiting Data file in the HLR.

MWD Status

See definition in subclause 7.6.8. This parameter indicates the status of the MCEF, MNRF and MNRG flags and the status of the particular SC address presence in the Message Waiting Data list.

12.7 MAP-SEND-INFO-FOR-MT-SMS service

12.7.1 Definition

This service is used between the MSC and the VLR. The service is invoked by the MSC receiving an mobile terminated short message to request subscriber related information from the VLR.

The MAP-SEND-INFO-FOR-MT-SMS service is a confirmed service using the primitives from table 12.7/1.

12.7.2 Service primitives

Table 12.7/1: MAP-SEND-INFO-FOR-MT-SMS

Parameter name	Request	Indication	Response	Confirm
Invoke Id	M	M(=)	M(=)	M(=)
SM RP DA	M	M(=)		
MSISDN			C	C(=)
User error			C	C(=)
Provider error				O

12.7.3 Parameter use

Invoke id

See definition in subclause 7.6.1.

SM RP DA

See definition in subclause 7.6.8. This parameter shall contain either an IMSI or a LMSI.

MSISDN

See definition in subclause 7.6.2.

User error

The following errors defined in subclause 7.6.1 may be used, depending on the nature of the fault:

- Unknown subscriber;
- Unidentified Subscriber;
- Absent subscriber;
- Unexpected Data Value;
- Data Missing;
- Illegal subscriber;
- Illegal equipment;

- Subscriber busy for MT SMS;
- System Failure.

Provider error

For definition of provider errors see subclause 7.6.1.

12.8 MAP-SEND-INFO-FOR-MO-SMS service

12.8.1 Definition

This service is used between the MSC and the VLR. The service is invoked by the MSC which has to handle a mobile originated short message request to request the subscriber related information from the VLR.

The MAP-SEND-INFO-FOR-MO-SMS service is a confirmed service using the primitives from table 12.8/1.

12.8.2 Service primitives

Table 12.8/1: MAP-SEND-INFO-FOR-MO-SMS

Parameter name	Request	Indication	Response	Confirm
Invoke Id	M	M(=)	M(=)	M(=)
Service Centre Address	M	M(=)		
MSISDN			C	C(=)
User error			C	C(=)
Provider error				O

12.8.3 Parameter use

Invoke id

See definition in subclause 7.6.1.

Service Centre Address

See definition in subclause 7.6.2.

MSISDN

See definition in subclause 7.6.2.

User error

The following errors defined in subclause 7.6.1 may be used, depending on the nature of the fault:

- Teleservice Not Provisioned;
- Call Barred;
- Unexpected Data Value;
- Data Missing.

Provider error

For definition of provider errors see subclause 7.6.1.

12.9 MAP-MT-FORWARD-SHORT-MESSAGE service

12.9.1 Definition

This service is used between the gateway MSC and the servicing MSC or the SGSN to forward mobile terminated short messages.

The MAP-MT-FORWARD-SHORT-MESSAGE service is a confirmed service using the service primitives given in table 12.9/1.

12.9.2 Service primitives

Table 12.9/1: MAP-MT-FORWARD-SHORT-MESSAGE

Parameter name	Request	Indication	Response	Confirm
Invoke Id	M	M(=)	M(=)	M(=)
SM RP DA	M	M(=)		
SM RP OA	M	M(=)		
SM RP UI	M	M(=)	C	C(=)
More Messages To Send	C	C(=)		
User error			C	C(=)
Provider error				O

12.9.3 Parameter use

Invoke id

See definition in subclause 7.6.1.

SM RP DA

See definition in subclause 7.6.8. This parameter can contain either an IMSI or a LMSI. The use of the LMSI is an operator option. The LMSI can be provided if it is received from the HLR. The IMSI is used if the use of the LMSI is not available.

This parameter is omitted in the mobile terminated subsequent SM transfers.

SM RP OA

See definition in subclause 7.6.8. The Service Centre address received from the originating Service Centre is inserted in this parameter .

This parameter is omitted in the mobile terminated subsequent SM transfers.

SM RP UI

See definition in subclause 7.6.8. The short message transfer protocol data unit received from the Service Centre is inserted in this parameter. A short message transfer protocol data unit may also be inserted in this parameter in the message delivery acknowledgement from the MSC or from the SGSN to the Service Centre.

More Messages To Send

See definition in subclause 7.6.8. The information from the MMS indication received from the Service Centre is inserted in this parameter.

User error

The following errors defined in subclause 7.6.1 may be used, depending on the nature of the fault:

- Unidentified subscriber;
- Absent Subscriber_SM;
- Subscriber busy for MT SMS;
- Facility Not Supported;
- Illegal Subscriber indicates that delivery of the mobile terminated short message failed because the mobile station failed authentication;
- Illegal equipment indicates that delivery of the mobile terminated short message failed because an IMEI check failed, i.e. the IMEI was blacklisted or not white-listed;
- System Failure;
- SM Delivery Failure;
 - The reason of the SM Delivery Failure can be one of the following in the mobile terminated SM:
 - memory capacity exceeded in the mobile equipment;
 - protocol error;
 - mobile equipment does not support the mobile terminated short message service.
- Unexpected Data Value;
- Data Missing.

Provider error

For definition of provider errors see subclause 7.6.1.

13 Network-Requested PDP Context Activation services

13.1 MAP_SEND_ROUTING_INFO_FOR_GPRS service

13.1.1 Definition

This service is used by the GGSN to request GPRS routing information from the HLR.

13.1.2 Service primitives

Table 13.1/1: MAP_SEND_ROUTING_INFO_FOR_GPRS

Parameter name	Request	Indication	Response	Confirm
Invoke id	M	M(=)	M(=)	M(=)
IMSI	M	M(=)		
GGSN address	C	C(=)	C	C(=)
GGSN number	M	M(=)		
SGSN address			C	C(=)
Mobile Not Reachable Reason			C	C(=)
User error			C	C(=)
Provider error				O

13.1.3 Parameter definition and use

Invoke Id

See definition in subclause 7.6.1.

IMSI

See definition in subclause 7.6.2.

GGSN address

This parameter shall be present if the protocol-converting GSN is used between the GGSN and the HLR.

GGSN number

See definition in subclause 7.6.2.

SGSN address

This parameter shall be present if the outcome of the Send Routing Info For GPRS request to the GPRS application process in the HLR is positive.

Mobile Not Reachable Reason

This parameter shall be present if the outcome of the Send Routing Info For GPRS request to the GPRS application process in the HLR is positive and the MNRG flag in the HLR is set. See definition in subclause 7.6.3.51.

User error

This parameter is sent by the responder when an error is detected and if present, takes one of the following values:

- Absent Subscriber;
- System Failure;
- Data Missing;
- Unexpected Data Value;
- UnknownSubscriber.

The diagnostic in the Unknown Subscriber may indicate "Imsi Unknown" or "Gprs Subscription Unknown".

Provider error

These are defined in subclause 7.6.1.

13.2 MAP_FAILURE_REPORT service

13.2.1 Definition

This service is used by the GGSN to inform the HLR that network requested PDP-context activation has failed.

13.2.2 Service primitives

Table 13.2/1: MAP_FAILURE_REPORT

Parameter name	Request	Indication	Response	Confirm
Invoke id	M	M(=)	M(=)	M(=)
IMSI	M	M(=)		
GGSN address	C	C(=)	C	C(=)
GGSN number	M	M(=)		
User error			C	C(=)
Provider error				O

13.2.3 Parameter definition and use

Invoke Id

See definition in subclause 7.6.1.

IMSI

See definition in subclause 7.6.2.

GGSN address

This parameter shall be present if the protocol-converting GSN is used between the GGSN and the HLR.

GGSN number

See definition in subclause 7.6.2.

User error

This parameter is sent by the responder when an error is detected and if present, takes one of the following values:

- System Failure;
- Data Missing;
- Unexpected Data Value;
- UnknownSubscriber.

Provider error

These are defined in subclause 7.6.1.

13.3 MAP_NOTE_MS_PRESENT_FOR_GPRS service

13.3.1 Definition

This service is used by the HLR to inform the GGSN that the MS is present for GPRS again.

13.3.2 Service primitives

Table 13.3/1: MAP_NOTE_MS_PRESENT_FOR_GPRS

Parameter name	Request	Indication	Response	Confirm
Invoke id	M	M(=)	M(=)	M(=)
IMSI	M	M(=)		
GGSN address	C	C(=)		
SGSN address	M	M(=)		
User error			C	C(=)
Provider error				O

13.3.3 Parameter definition and use

Invoke Id

See definition in subclause 7.6.1.

IMSI

See definition in subclause 7.6.2.

GGSN address

This parameter shall be present if the protocol-converting GSN is used between the GGSN and the HLR.

SGSN address

See definition in subclause 7.6.2.

User error

This parameter is sent by the responder when an error is detected and if present, takes one of the following values:

- System Failure;
- Data Missing;
- Unexpected Data Value;
- UnknownSubscriber.

Provider error

These are defined in subclause 7.6.1.

13A Location Service Management Services

13A.1 MAP-SEND-ROUTING-INFO-FOR-LCS Service

13A.1.1 Definition

This service is used between the GMLC and the HLR to retrieve the routing information needed for routing a location service request to the servicing VMSC. The MAP-SEND-ROUTING-INFO-FOR-LCS is a confirmed service using the primitives from table 13A.1/1.

13A.1.2 Service Primitives

Table 13A.1/1: MAP-SEND-ROUTING-INFO-FOR-LCS

Parameter name	Request	Indication	Response	Confirm
Invoke Id	M	M(=)	M(=)	M(=)
MLC Number	M	M(=)		
MSISDN	C	C(=)	C	C(=)
IMSI	C	C(=)	C	C(=)
LMSI			C	C(=)
MSC Number			C	C(=)
User error			C	C(=)
Provider error				O

13A.1.3 Parameter Use

Invoke id

See definition in subclause 7.6.1.

MLC Number

See definition in subclause 7.6.2.

MSISDN

See definition in subclause 7.6.2. The request shall carry either the IMSI or MSISDN. The response shall carry whichever of these was not included in the request (see GSM 03.71 for details).

IMSI

See definition in subclause 7.6.2.

LMSI

See definition in subclause 7.6.2. It is an operator option to provide this parameter from the VLR; it is mandatory for the HLR to include the LMSI in a successful response, if the VLR has used the LMSI.

MSC Number

See definition in subclause 7.6.2. This parameter is provided in a successful response.

User error

The following errors defined in subclause 7.6.1 may be used, depending on the nature of the fault:

- Unknown subscriber;
- Absent Subscriber;
- Facility Not Supported;
- System failure;
- Unexpected Data Value;
- Data missing;
- Unauthorised requesting network.

Provider error

For definition of provider errors see subclause 7.6.1.

13A.2 MAP-PROVIDE-SUBSCRIBER-LOCATION Service

13A.2.1 Definition

This service is used by a GMLC to request the location of a target MS from the visited MSC at any time. This is a confirmed service using the primitives from table 13A.2/1.

13A.2.2 Service Primitives

Table 13A.2/1: Provide_Subscriber_Location

Parameter name	Request	Indication	Response	Confirm
Invoke id	M	M(=)	M(=)	M(=)
Location Type	M	M(=)		
MLC Number	M	M(=)		
LCS Client ID	M	M(=)		
Privacy Override	U	C(=)		
IMSI	C	C(=)		
MSISDN	C	C(=)		
LMSI	C	C(=)		
LCS Priority	C	C(=)		
LCS QoS	C	C(=)		
IMEI	U	C(=)		
Location Estimate			M	M(=)
Age of Location Estimate			C	C(=)
User error			C	C(=)
Provider error				O

13A.2.3 Parameter Definition and Use

All parameters are defined in subclause 7.6. The use of these parameters and the requirements for their presence are specified in GSM 03.71.

Location Type

This parameter identifies the type of location information requested.

MLC Number

This is the E.164 number of the requesting GMLC.

LCS Client ID

This parameter provides information related to the identity of an LCS client.

Privacy Override

This parameter indicates if MS privacy is overridden by the LCS client when the GMLC and VMSC for an MR-LR are in the same country.

IMSI

The IMSI is provided to identify the target MS. At least one of the IMSI or MSISDN is mandatory.

MSISDN

The MSISDN is provided to identify the target MS. At least one of the IMSI or MSISDN is mandatory.

LMSI

The LMSI shall be provided if previously supplied by the HLR.

LCS Priority

This parameter indicates the priority of the location request.

LCS QoS

This parameter indicates the required quality of service in terms of response time and accuracy.

IMEI

Inclusion of the IMEI is optional.

Location Estimate

This parameter provides the location estimate.

Age of Location Estimate

This parameter indicates how long ago the location estimate was obtained.

User error

This parameter is sent by the responder when the location request has failed or cannot proceed and if present, takes one of the following values defined in subclause 7.6.1.

- System Failure;
- Data Missing;
- Unexpected Data Value;
- Facility Not Supported;
- Unidentified Subscriber;
- Illegal Subscriber;
- Illegal Equipment;
- Absent Subscriber (diagnostic information may also be provided);
- Unauthorised requesting network;
- Unauthorised LCS Client with detailed reason;
- Position method failure with detailed reason.

Provider error

These are defined in subclause 7.6.1.

13A.3 MAP-SUBSCRIBER-LOCATION-REPORT Service

13A.3.1 Definition

This service is used by a VMSC to provide the location of a target MS to a GMLC when a request for location is either implicitly administered or made at some earlier time. This is a confirmed service using the primitives from table 13A.3/1.

13A.3.2 Service Primitives

Table 13A.3/1: Subscriber_Location_Report

Parameter name	Request	Indication	Response	Confirm
Invoke id	M	M(=)	M(=)	M(=)
LCS Event	M	M(=)		
LCS Client ID	M	M(=)		
MSC Number	M	M(=)		
IMSI	C	C(=)		
MSISDN	C	C(=)		
NA-ESRD	C	C(=)		
NA-ESRK	C	C(=)		
IMEI	U	C(=)		
Location Estimate	C	C(=)		
Age of Location Estimate	C	C(=)		
LMSI	U	C(=)		
User error			C	C(=)
Provider error				O

13A.3.3 Parameter Definition and Use

All parameters are defined in subclause 7.6. The use of these parameters and the requirements for their presence are specified in GSM 03.71.

LCS Event

This parameter indicates the event that triggered the Subscriber Location Report.

LCS Client ID

This parameter provides information related to the identity of the recipient LCS client.

MSC Number

See definition in subclause 7.6.2. This parameter provides the address of the visited MSC for target MS.

IMSI

The IMSI shall be provided if available to the VMSC.

MSISDN

The MSISDN shall be provided if available to the VMSC.

NA-ESRD

If the target MS has originated an emergency service call in North America, the NA-ESRD shall be provided by the VMSC if available.

NA-ESRK

If the target MS has originated an emergency service call in North America, the NA-ESRK shall be provided by the VMSC if assigned.

IMEI

Inclusion of the IMEI is optional.

Location Estimate

This parameter provides the location estimate. The absence of this parameter implies that a location estimate was not available or could not be successfully obtained.

Age of Location Estimate

This parameter indicates how long ago the location estimate was obtained.

LMSI

The LMSI may be provided if assigned by the VLR.

User error

This parameter is sent by the responder when the received message contains an error, cannot be forwarded or stored for an LCS client or cannot be accepted for some other reason and if present, takes one of the following values defined in subclause 7.6.1.

- System Failure;
- Data Missing;
- Unexpected Data Value;
- Resource Limitation;
- Unknown Subscriber;
- Unauthorised requesting network;
- Unknown or unreachable LCS Client.

Provider error

These are defined in subclause 7.6.1.

13A.4 Void

13A.4.1 Void

13A.4.2 Void

13A.4.3 Void

13A.5 Void

13A.5.1 Void

13A.5.2 Void

13A.5.3 Void

13A.6 Void

13A.6.1 Void

13A.6.2 Void

13A.6.3 Void

13A.7 Void

13A.7.1 Void

13A.7.2 Void

13A.7.3 Void

13A.8 Void

13A.8.1 Void

13A.8.2 Void

13A.8.3 Void

13A.9 Void

13A.9.1 Void

13A.9.2 Void

13A.9.3 Void

14 General

14.1 Overview

Clauses 14 to 17 specify the protocol elements to be used to provide the MAP services described in clause 7.

Clause 15 specifies the elements of procedures for the MAP protocol. Clause 16 specifies the mapping onto TC service primitives. Clause 17 specifies the application contexts, operation packages and abstract syntaxes for the MAP protocol as well as the encoding rules to be applied.

14.2 Underlying services

The MAP protocol relies on the services provided by the Transaction Capabilities (TC) of Signalling System Number No. 7, as referenced in clause 6.

14.3 Model

The MAP Protocol Machine (MAP PM) can be modelled as a collection of service state machines (SSMs) - one per MAP specific service invoked - coordinated by a MAP dialogue control function with its one state machine: MAP dialogue state machine (DSM). There are two types of Service State Machines: Requesting Service State Machines (RSM) and Performing Service State Machines (PSM).

A new invocation of a MAP PM is employed on the receipt of a MAP-OPEN request primitive or a TC-BEGIN indication primitive. Each invocation controls exactly one MAP dialogue. For each MAP specific service invoked during a dialogue, a MAP RSM is created at the requestor's side and a MAP PSM is created at the performer's side.

This modelling is used only to facilitate understanding and the MAP behaviour descriptions and is not intended to suggest any implementation. SDL descriptions are organised according to this model.

How the MAP-service-user and the MAP refer to a MAP dialogue (i.e. a MAP PM invocation) is a local implementation matter.

How TC dialogue identifiers are assigned to a MAP PM invocation is also a local implementation matter.

14.4 Conventions

The behaviour of the MAP PM depends on the application-context-name associated with the dialogue. One major difference is that the MAP requests the transfer of the application-context-name by TC only for those contexts which do not belong to the so-called "version one context set".

The "version one context set" is a set of application-contexts which model the behaviour of a MAP V1 implementation according to the latest phase 1 version of GSM 09.02. This set is defined in clause 15.

The procedures described in clause 15 are used when the application-context-name does not refer to a dialogue between an MSC and its VLR. When the application-context-name refers to a dialogue between an MSC and its VLR the MAP PM procedures are a local implementation matter.

15 Elements of procedure

15.1 Dialogue establishment

The establishment of a MAP dialogue involves two MAP-service-users, one that is the dialogue-initiator and one that is the dialogue-responder.

This procedure is driven by the following signals:

- a MAP-OPEN request primitive from the dialogue-initiator;
- a TC-BEGIN indication primitive occurring at the responding side;
- a MAP-OPEN response primitive from the dialogue-responder;
- the first TC-CONTINUE indication primitive occurring at the initiating side;

and under specific conditions:

- a TC-END indication primitive occurring at the initiating side;
- a TC-U-ABORT indication primitive occurring at the initiating side;
- a TC-P-ABORT indication primitive occurring at the initiating side.

15.1.1 Handling of unknown operations

Unknown operations (i.e. a standard operation introduced in a later version of 09.02 or a private operation) can be introduced in MAP in a backwards compatible way. This means, that the receiver of an unknown operation shall, if the dialogue state allows it, send a TC-REJECT component to the sender of the operation indicating 'unrecognised operation' and continue with the processing of further components or messages exchanged within the dialogue as if the unknown operation had not been received.

The standardised structure of a MAP dialogue shall not be affected by the invocation of unknown operations, i.e. if a dialogue uses only a TC-BEGIN message which is acknowledged by a TC-END message, a TC-CONTINUE message shall not be used to invoke an unknown operation. However the standardised structure of a MAP dialogue may be affected by the rejection of unknown operations, i.e. if a dialogue uses only a TC-BEGIN message which is acknowledged by a TC-END message, a TC-CONTINUE message followed by a TC-END message may be used to carry the rejection of an unknown operation and the response to the standardised operation. The entity which initiated a dialogue whose standardised structure is a TC-BEGIN message which is acknowledged by a TC-END message shall not send any messages in that dialogue after the TC-BEGIN.

Note that if the dialogue structure is affected as described in this paragraph the TC-CONTINUE shall include the dialogue portion required to confirm the acceptance of the dialogue.

Unknown operations can be invoked in the following types of messages (there is no restriction as to how many unknown operations can be invoked in a message):

- TC-BEGIN the component to invoke the unknown operation shall follow the component of the standard operation that is included in this message.
- TC-CONTINUE: the component to invoke the unknown operation may be transported as the only component in a stand-alone message or can be grouped with existing operations. In the latter case a specific sequencing of components is not required.
- TC-END: if the component to invoke the unknown operation is grouped with an existing operation a specific sequencing of components is not required.

The TC-REJECT component may be sent in the following messages:

- TC-CONTINUE or TC-END: either as the only component of the message or grouped with an existing component. The choice is up to the MAP-Service User.

If the received message contains only unknown operations the MAP-Service User shall send the TC-REJECT components in a TC-CONTINUE message to the peer entity, if the dialogue state allows it.

If the received message contains unknown operations and standard operations and the standardised structure of the dialogue requires the response to the standard operation to be sent within a TC-END message, then the MAP-Service User may send the response to the standard operations and the TC-REJECT components for the unknown operations in a TC-CONTINUE message followed by a TC-END message. A specific distribution of the components to the TC messages or a specific sequencing of components is not required.

Note that SDLs of chapters 19 - 25 do not show the report to the MAP-Service User about the reception of the unknown operation. This has been done for the sake of simplicity of description; the MAP PM may inform the MAP-Service User.

The sender of the unknown operation shall ensure that there is enough room in the used message for the unknown operation.

15.1.2 Receipt of a MAP-OPEN request primitive

On receipt of a MAP-OPEN request primitive the behaviour of the MAP PM shall be as follows:

The MAP PM shall accept zero, one or several user request primitives until a MAP-DELIMITER request primitive is received.

For each user request primitive, the MAP PM shall request the invocation of the associated operation using the TC-INVOKE service. See subclause 15.6 for a description of the associated SSMs.

On receipt of the MAP-DELIMITER request primitive the MAP PM shall issue a TC-BEGIN request primitive. The application-context-name as well as the user information parameter (if any) shall be mapped to the corresponding TC-BEGIN parameters.

The requesting MAP PM waits for a TC indication primitive and does not accept any other primitive from its user, except a MAP-U-ABORT request or a MAP-CLOSE request.

15.1.3 Receipt of a TC-BEGIN indication

On receipt of a TC-BEGIN indication primitive, the MAP PM shall:

- if no application-context-name is included in the primitive and if the "Components present" indicator indicates "no components", issue a TC-U-ABORT request primitive (note 2). The local MAP-User is not informed.
- if no application-context-name is included in the primitive and if presence of components is indicated, wait for the first TC-INVOKE primitive, and derive a version 1 application-context-name from the operation code according to table 15.1/1 (note 1).

NOTE 1: In some cases, it may be necessary to analyse the operation argument.

Then:

- a) if no application-context-name can be derived (i.e. the operation code does not exist in MAP V1 specifications), the MAP PM shall issue a TC-U-ABORT request primitive (note 2). The local MAP-User is not informed.
- b) if an application-context-name can be derived and if it is acceptable from a load control point of view, the MAP PM shall:
 - i) if this primitive requests the beginSubscriberActivity operation, the MAP PM shall check whether more components have been received associated with this operation. If more components are present, the MAP PM shall issue a MAP-OPEN indication primitive with the version 1 application-context-name "networkFunctionalSsContext-v1". The Destination-reference shall include the IMSI taken from the argument of the beginSubscriberActivity operation; the Originating-reference shall cover the originatingEntityNumber.

A beginSubscriberActivity operation that is not associated with any other Component shall be rejected by the MAP PM by issuing a TC-U-ABORT request primitive (note 2). The local MAP-User shall not be informed.
 - ii) otherwise, the MAP PM shall issue a MAP-OPEN indication primitive with the version 1 application-context-name set according to table 15.1/1. DestinationReference and OriginatingReference must not be included in the MAP-OPEN indication primitive.

Then the MAP PM shall function in a way that the dialogue responding MAP behaves as specified in the GSM phase 1 protocol (latest version of GSM 09.02 phase 1).

NOTE 2: If no AARQ apdu was included in the BEGIN message, TC (Component Sub-layer) will not include an AARE apdu or an ABRT apdu in a TR-U-ABORT request primitive that is to be issued on receipt of a TC-U-ABORT request primitive from the local MAP service provider.

- c) if an application-context-name can be derived but if it is not acceptable from a load control point of view, the MAP PM shall ignore this dialogue request and not inform the MAP-user;
- if a version 1 application-context-name is included, the MAP PM shall issue a TC-U-ABORT request primitive with abort-reason "User-specific" and user-information "MAP-ProviderAbortInfo" indicating "abnormalDialogue". The local MAP-user shall not be informed.
 - if an application-context-name different from version 1 is included in the primitive and if User-information is present, the User-information must constitute a syntactically correct MAP-OPEN dialogue PDU. Otherwise a TC-U-ABORT request primitive with abort-reason "User-specific" and user-information "MAP-ProviderAbortInfo" indicating "abnormalDialogue" shall be issued and the local MAP-user shall not be informed.

- if no User-information is present it is checked whether presence of User Information in the TC-BEGIN indication primitive is required for the received application-context-name. If User Information is required but not present, a TC-U-ABORT request primitive with abort-reason "User-specific" and user-information "MAP-ProviderAbortInfo" indicating "abnormalDialogue" shall be issued. The local MAP-user shall not be informed.
- if an application-context-name different from version 1 is received in a syntactically correct TC-BEGIN indication primitive but is not acceptable from a load control point of view, the MAP PM shall ignore this dialogue request. The MAP-user is not informed.
- if an application-context-name different from version 1 is received in a syntactically correct TC-BEGIN indication primitive and if it is acceptable from a load control point of view, the MAP PM shall check whether the application-context-name is supported.

NOTE 3: Unknown application-context-names are treated like unsupported ones.

If it is, the MAP PM shall issue a MAP-OPEN indication primitive with all parameters (application-context-name included) set according to the value of the corresponding parameter of the TC-BEGIN indication primitive.

The MAP PM shall then process any other indication primitives received from TC as described in subclause 15.6. Once all the received components have been processed, the MAP PM shall inform the local MAP service user by a MAP-DELIMITER indication primitive.

If the TC-BEGIN indication primitive is not associated with any component, the MAP PM shall inform the MAP User by a MAP-DELIMITER indication primitive.

Once all the received primitives have been processed, the MAP PM does not accept any primitive from the provider and waits for a MAP-OPEN response primitive from its user.

- if an application-context-name different from version 1 is received in a syntactically correct TC-BEGIN indication primitive and if it is acceptable from a load control point of view but the application-context-name is not supported, the MAP PM shall issue a TC-U-ABORT request primitive with abort-reason indicating "application-context-not-supported". If an alternative application-context-name cannot be offered, the received application-context-name shall be returned in the TC-U-ABORT Req primitive.

In the following cases an alternative application-context can be offered and its name included in the TC-U-ABORT Req primitive:

- a) if an application-context of version 2 or higher is requested, but only version 1 application-context supported, then the v1 application context shall be returned;
- b) if an application-context of version 3 or higher is requested, but only version 2 application-context supported, then the v2 application context shall be returned.
- c) if an application-context of version 4 or higher is requested, but only version 3 application-context supported, then the v3 application context shall be returned.

Table 15.1/1: Mapping of V1 operation codes on to application-context-names

Operation	Application-context-name (note 1)
updateLocation	networkLocUpContext-v1
cancelLocation	locationCancellationContext-v1
provideRoamingNumber	roamingNumberEnquiryContext-v1
insertSubscriberData	subscriberDataMngtContext-v1
deleteSubscriberData	subscriberDataMngtContext-v1
sendParameters	infoRetrievalContext-v1 networkLocUpContext-v1 (note 2)
beginSubscriberActivity	networkFunctionalSsContext-v1
sendRoutingInfo	locationInfoRetrievalContext-v1
performHandover	handoverControlContext-v1
reset	resetContext-v1
activateTraceMode	tracingContext-v1
deactivateTraceMode	tracingContext-v1
sendRoutingInfoForSM	shortMsgGatewayContext-v1
forwardSM	shortMsgRelayContext-v1
reportSM-deliveryStatus	shortMsgGatewayContext-v1
noteSubscriberPresent	mwdMngtContext-v1
alertServiceCentreWithoutResult	shortMsgAlertContext-v1
checkIMEI	EquipmentMngtContext-v1

NOTE 1: These symbolic names refer to the object identifier value defined in clause 17 and allocated to each application-context used for the MAP.

NOTE 2: The choice between the application contexts is based on the parameters received in the operation.

15.1.4 Receipt of a MAP-OPEN response

On receipt of a MAP-OPEN response primitive indicating that the dialogue is accepted, the MAP PM shall build a MAP-Accept PDU if the user-information parameter is included in the response primitive and accept any MAP specific service request or service response until a MAP-DELIMITER request or a MAP-CLOSE request is received from the MAP user. The MAP PM shall process the MAP specific primitives as described in subclause 15.6. The MAP PM shall then issue a TC-CONTINUE request primitive after it receives the MAP-DELIMITER request primitive if no MAP-CLOSE request primitive has been received, otherwise it shall issue a TC-END request primitive. In both cases the MAP-Accept PDU (if any) is included in the user-information parameter of the TC primitive.

If the dialogue is not associated with a version 1 application context, the MAP PM shall include the application-context-name in the TC primitive.

If no MAP-CLOSE request has been received, the MAP PM waits for a request primitive from its user or an indication primitive from TC.

On receipt of a MAP-OPEN response primitive indicating that the dialogue is not accepted, the MAP PM shall build a MAP-Refuse PDU and request its transfer using the TC-U-ABORT req primitive (abort reason = user specific).

15.1.5 Receipt of the first TC-CONTINUE ind

On receipt of the first TC-CONTINUE indication primitive for a dialogue, the MAP PM shall check the value of the application-context-name parameter. If this value matches the one used in the MAP-OPEN request primitive, the MAP PM shall issue a MAP-OPEN confirm primitive with the result parameter indicating "accepted", then process the following TC component handling indication primitives as described in subclause 15.6, and then waits for a request primitive from its user or an indication primitive from TC, otherwise it shall issue a TC-U-ABORT request primitive with a MAP-providerAbort PDU indicating "abnormal dialogue" and a MAP-P-ABORT indication primitive with the "provider-reason" parameter indicating "abnormal dialogue".

15.1.6 Receipt of a TC-END ind

On receipt of a TC-END indication primitive in the dialogue initiated state, the MAP PM shall check the value of the application-context-name parameter. If this value does not match the one used in the MAP-OPEN request primitive, the

MAP PM shall discard any following component handling primitive and shall issue a MAP-P-ABORT indication primitive with the "provider-reason" parameter indicating "abnormal dialogue".

Otherwise it shall issue a MAP-OPEN confirm primitive with the result parameter set to "accepted" and process the following TC component handling indication primitives as described in subclause 15.6; then it shall issue a MAP-CLOSE indication primitive and return to idle all state machines associated with the dialogue.

15.1.7 Receipt of a TC-U-ABORT ind

On receipt of a TC-U-ABORT indication primitive in the "Dialogue Initiated" state with an abort-reason parameter indicating "ApplicationContextNotSupported", the MAP PM shall issue a MAP-OPEN confirm primitive with the result parameter indicating "Dialogue Refused" and the refuse-reason parameter indicating "ApplicationContextNotSupported".

On receipt of a TC-U-ABORT indication primitive in the "Dialogue Initiated" state with an abort-reason parameter indicating "User Specific" and without user information, the MAP PM shall issue a MAP-OPEN confirm primitive with the result parameter indicating "Dialogue Refused" and the refuse-reason parameter indicating "Potential Version Incompatibility".

On receipt of a TC-U-ABORT indication primitive in the "Dialogue Initiated" state with an abort-reason parameter indicating "User Specific" and a MAP-Refuse PDU included as user information, the MAP PM shall issue a MAP-OPEN confirm primitive with the result set to refused and the refuse reason set as received in the MAP Refuse PDU.

Receipt of a TC-U-ABORT indication primitive with abort-reason "User Specific" and with user information is described as part of abnormal termination (see subclause 15.4.2).

15.1.8 Receipt of a TC-P-ABORT ind

On receipt of a TC-P-ABORT indication primitive in the "Dialogue Initiated" state with a P-abort parameter indicating "Incorrect Transaction Portion", the MAP PM shall issue a MAP-OPEN confirm primitive with the result parameter indicating "Dialogue Refused" and the refuse reason parameter indicating "Potential Version Incompatibility".

On receipt of a TC-P-ABORT indication primitive in the "Dialogue Initiated" state with a P-abort parameter indicating "No Common Dialogue Portion", the MAP PM shall issue a MAP-P-ABORT indication primitive with the provider reason parameter indicating "Version Incompatibility".

Receipt of a TC-P-ABORT indication primitive with another P-abort parameter value is described as part of abnormal termination (see subclause 15.5.2).

15.2 Dialogue continuation

Once established the dialogue is said to be in a continuation phase.

Both MAP users can request the transfer of MAP APDUs until one of them requests the termination of the dialogue.

15.2.1 Sending entity

The MAP PM shall accept any MAP specific service request or response primitives and process them as described in subclause 15.6.

On receipt of a MAP-DELIMITER request primitive, the MAP PM shall issue a TC-CONTINUE request primitive.

15.2.2 Receiving entity

On receipt of a TC-CONTINUE indication primitive the MAP PM shall accept zero, one or several TC component handling indication primitives and process them as described in subclause 15.6.

15.3 Dialogue termination

Both the dialogue-initiator and the dialogue-responder have the ability to request the termination of a dialogue after it has been established.

The dialogue termination procedure is driven by the following events:

- a MAP-CLOSE request primitive;
- a TC-END indication primitive.

15.3.1 Receipt of a MAP-CLOSE request

On receipt of a MAP-CLOSE request primitive, the MAP PM shall issue a TC-END request primitive and, if applicable, return to idle the associated active SSMs. Note that if the release method parameter of the MAP-CLOSE request indicates "normal" the TC-END request primitive will trigger the transmission of components associated with any user specific request or response primitives which may have been issued after the last MAP-DELIMITER request.

15.3.2 Receipt of a TC-END indication

On receipt of a TC-END indication primitive, the MAP shall accept any component handling indication primitives and process them as described in subclause 15.6.

Once all the received primitives have been processed, the MAP PM shall return to idle the associated SSMs and issue a MAP-CLOSE indication primitive.

15.4 User Abort

Both the dialogue-initiator and the dialogue-responder have the ability to abort a dialogue at any time.

The user abort procedure is driven by one of the following events:

- a MAP-U-ABORT request primitive;
- a TC-U-ABORT indication primitive carrying a MAP-user-abort PDU.

15.4.1 MAP-U-ABORT request

On receipt of a MAP-U-ABORT request the MAP PM shall construct a MAP-user-abort PDU from the user-reason and diagnostic parameters and issue a TC-U-ABORT request primitive. All state machines associated with the dialogue are returned to idle.

15.4.2 TC-U-ABORT ind

On receipt of a TC-U-ABORT indication carrying a MAP-user-abort PDU, the MAP PM shall issue a MAP-U-ABORT indication primitive. The user-reason and diagnostic information elements are mapped to the corresponding parameters of the MAP-U-ABORT indication primitive.

All state machines associated with the dialogue are returned to idle.

15.5 Provider Abort

The MAP has the ability to abort a dialogue at both the dialogue-initiator side and the dialogue-responder side.

The provider abort procedure is driven by one of the following events:

- a MAP PM error situation;
- a TC-P-ABORT indication primitive;

- a TC-U-ABORT indication primitive carrying a MAP-abort PDU.

15.5.1 MAP PM error situation

In the case of an abnormal situation detected at the MAP level during an established dialogue, the MAP PM shall:

- issue a MAP-P-ABORT indication primitive with the appropriate value of the provider-reason parameter;
- construct a MAP-abort PDU from the value of these parameters and request its transfer using a TC-U-ABORT request primitive.

15.5.2 TC-P-ABORT ind

On receipt of a TC-P-ABORT indication, the MAP PM shall issue a MAP-P-ABORT indication primitive.

All state machines associated with the dialogue are returned to idle.

15.5.3 TC-U-ABORT ind

On receipt of a TC-U-ABORT indication carrying a MAP-abort PDU, the MAP PM shall issue a MAP-P-ABORT indication primitive, with the appropriate value of the provider-reason parameter. The source parameter shall indicate "MAP-provider".

All state machines associated with the dialogue are returned to idle.

15.6 Procedures for MAP specific services

This subclause describes the MAP procedures for MAP specific services.

These procedures are driven by the following types of events:

- a MAP specific request or a MAP specific MAP response primitive;
- a component handling primitive from TC.

A Service State Machine is activated on receipt of one of the following signals:

- a MAP request primitive, which activates a requesting SSM;
- a TC-INVOKE indication primitive without linked identifier, which activates a responding SSM.

For component handling primitives there are two types of events:

- events which activate a Service State Machine or which can be related to an existing one;

The procedure elements driven by these events are described in subclauses 15.6.1 to 15.6.4.

- events which cannot be related to a Service State Machine.

The procedure elements driven by these events are described in subclause 15.6.5.

15.6.1 Service invocation

The MAP specific procedures are initiated by the MAP request primitives.

On receipt of a MAP request primitive, the MAP PM shall build an operation argument from the parameters received in the request primitive and request the invocation of the associated operation using the TC-INVOKE procedure. If a linked ID parameter is inserted in the primitive this indicates a child service and implies that the operation on which the service is mapped is linked to the operation on which the parent service is mapped.

The mapping of MAP specific services on to remote operations is given in table 16.2/1.

15.6.2 Service invocation receipt

On receipt of a TC-INVOKE indication primitive, the MAP PM shall:

- if the invoke ID is already in use by an active service, request the transfer of a reject component using the TC-U-REJECT request primitive with the appropriate problem code (duplicated invokeID) and issue a MAP-NOTICE indication primitive with a diagnostic parameter set to "abnormal event received from the peer";
- if the operation code does not correspond to an operation supported by the application-context, request the transfer of a reject component using the TC-U-REJECT request primitive, with the appropriate problem code (unrecognised operation), and, if the dialogue version is lower than 3, issue a MAP-NOTICE indication primitive with a diagnostic parameter set to "abnormal event received from the peer";
- if a linked ID is included, perform the following checks: If the operation referred to by the linked ID does not allow linked operations or if the operation code does not correspond to a permitted linked operation, issue a TC-U-REJECT request primitive with the appropriate problem code (linked response unexpected or unexpected linked operation);
- if the type of the argument is not the one defined for the operation, request the transfer of a reject component using the TC-U-REJECT request primitive, with the appropriate problem code (mistyped parameter), and issue a MAP-NOTICE indication primitive with a diagnostic parameter set to "abnormal event from the peer";
- if the type of the argument is correct but the values of the information elements it contains do not permit the type of MAP service being invoked to be determined, request the transfer of an error component using the TC-U-ERROR request primitive with an error code set to "unexpected data value" and issue a MAP-NOTICE indication primitive with a diagnostic parameter set to "abnormal event from the peer";

NOTE 1: These checks are only relevant when there is not a one-to-one mapping between a service and an operation.

- if the type of the argument is correct but information elements required for the service being invoked are missing, request the transfer of an error component using the TC-U-ERROR request primitive with an error code set to "data missing" and issue a MAP-NOTICE indication primitive with a diagnostic parameter set to "abnormal event from the peer";

NOTE 2: These checks are only relevant when there is not a one-to-one mapping between a service and an operation.

- if the type of the argument is correct but contains information elements which are not relevant for the type of MAP service being invoked, request the transfer of an error component using the TC-U-ERROR request primitive with an error code set to "unexpected data value" and issue a MAP-NOTICE indication primitive with a diagnostic parameter set to "abnormal event from the peer";

NOTE 3: These checks are only relevant when there is not a one-to-one mapping between a service and an operation.

- Otherwise, issue the relevant MAP indication primitive to the MAP-service-user. If the service is to be user confirmed, the MAP PM waits for the corresponding response primitive.

15.6.3 Service response

For user confirmed services, the MAP PM shall accept a MAP response primitive and shall:

- if no error indication is included in the primitive and the service maps on to a class 1 or 3 operation, construct a result information element from the parameters received and request its transfer using the TC-RESULT-L service and optionally the TC-RESULT-NL service.

The TC-RESULT-NL services shall be used when the user specific parameters of the response primitives cannot be transferred in a single signalling frame and no segmenting mechanism is available from the underlying layers. The MAP PM shall issue one or several TC-RESULT-NL request primitives followed by a TC-RESULT-L primitive. The user parameters shall be split so that each portion contains sufficient information to construct a value compatible with the type defined for the result of the associated operation.

- if no error indication is included in the primitive and the service response maps on to a class 4 linked operation, construct an operation argument from the parameters received and request its transfer using the TC-INVOKE service for this class 4 linked operation. The operation to be invoked is deduced from the value of the result parameter of the service primitive;
- if an error indication is included in the primitive and the service maps on to a class 1 or 2 operation, either issue a TC-U-REJECT request primitive if the user error parameter indicates "resource limitation" or "initiating release", or construct an error parameter from the parameters received and request its transfer using the TC-U-ERROR request primitive. The error code should be the one associated with the value of the user error parameter of the response primitive.

NOTE: The only user errors that a MAP user can generate in addition to the list of errors attached to the operation which is associated with the service are: resource limitation and initiating release. Any other abnormal situation is detected either by the TC entity or by the MAP entity.

- if an error indication is received and the operation maps on to a class 3 operation, or if no error indication is received but the service maps on to a class 2 operation which has no class 4 linked operation, return the local service state machine to idle without requesting any service from TC.

15.6.4 Receipt of a response

A component handling indication primitive is considered as driving a response for a confirmed service if the invoke ID parameter value matches the one stored for the service, or if the linked ID parameter value matches the one stored for the service and the operation invoked is a class 4 operation. On receipt of a response (except a TC-L-CANCEL indication) for an unconfirmed service the MAP PM shall issue a MAP-NOTICE indication primitive with the appropriate provider error (return result unexpected or return error unexpected).

15.6.4.1 Receipt of a TC-RESULT-NL indication

If the type of the partial result parameter is not compatible with the one defined for the complete result of this operation, request the transfer of a reject component using the TC-U-REJECT request primitive, with the appropriate problem code (mistyped parameter) and issue a confirm primitive with the provider error parameter set to "invalid response received". The MAP PM shall also issue a TC-U-CANCEL request primitive so that all subsequent result components for this operation are discarded by TC.

Otherwise, store the value of the partial result parameter and wait for subsequent TC-RESULT-NL indication primitives until a TC-RESULT-L indication primitive is received.

15.6.4.2 Receipt of a TC-RESULT-L indication

If the type of the result parameter is not the one defined for the result of this operation, request the transfer of a reject component using the TC-U-REJECT request primitive, with the appropriate problem code (mistyped parameter), and issue a confirm primitive with the provider error parameter set to "invalid response received".

If the type of the result parameter is correct but does not contain all the information elements required by the service associated with the invocation, issue a confirm primitive with the provider error parameter set to "invalid response received".

NOTE 1: These checks are only relevant when there is not a one-to-one mapping between a service and an operation.

If the type of the result parameter is correct but contains information elements which are not relevant for the service associated with the invocation are missing, issue a confirm primitive with the provider error parameter set to "invalid response received".

NOTE 2: These checks are only relevant when there is not a one-to-one mapping between a service and an operation.

Otherwise, issue a MAP confirm primitive to the MAP-service-user mapping the result parameter of the TC-RESULT-L primitive on to the MAP specific parameters.

If partial results have been previously received, the value of the partial result parameters shall also be taken into account before performing the three previous checks.

15.6.4.3 Receipt of a TC-U-ERROR indication

If the error code is not defined for the MAP or is not one associated with the operation referred to by the invoke identifier, request the transfer of a reject component using the TC-U-REJECT request primitive, with the appropriate problem code (unrecognised error or unexpected error), and issue a confirm primitive with the provider error parameter set to "invalid response received".

If the type of the error parameter is not the one defined for this error, request the transfer of a reject component using the TC-U-REJECT request primitive, with the appropriate problem code (mistyped parameter), and issue a confirm primitive with the provider error parameter set to "invalid response received".

If the type of the error parameter is correct but does not contain all the information elements required by the service associated with the invocation, issue a confirm primitive with the provider error parameter set to "invalid response received".

NOTE 1: In some cases, it may be necessary to analyse the operation argument.

If the type of the error parameter is correct but its value includes information elements which are not relevant for the service associated with the invocation, issue a confirm primitive with the provider error parameter set to "invalid response received".

NOTE 2: In some cases, it may be necessary to analyse the operation argument.

Otherwise, issue a MAP confirm primitive to the MAP-service-user with the user error parameter set according to the received error code. If applicable the error parameter is mapped to the diagnostic parameter.

15.6.4.4 Receipt of a TC-INVOKE indication

A TC-INVOKE indication primitive is considered as carrying a possible response to a specific service if the linked ID refers to an active specific service and the associated operation is a class 4 operation. Note that the presence of a linked ID parameter in a TC-INVOKE primitive requesting a non class 4 operation indicates a child service whose procedures are the same as the procedures for the parent service.

On receipt of a TC-INVOKE indication confirming an active service, the MAP PM shall:

- if the operation code is not defined for MAP and the dialogue version is at least 3, issue a TC-U-REJECT request primitive with the appropriate problem code (unrecognised operation).
- if the operation code is not defined for MAP and the dialogue version is lower than 3, or if the operation referred to by the linked ID does not allow linked operations or if the operation code does not correspond to an allowed linked operation, issue a TC-U-REJECT request primitive with the appropriate problem code (unrecognised operation, linked response unexpected or unexpected linked operation). If the service is confirmed, the MAP shall also issue a Confirm primitive with provider error indication "unexpected response from the peer", otherwise it may issue a MAP-NOTICE indication primitive with an appropriate diagnostic "abnormal event received from the peer".
- otherwise issue a confirm primitive mapping the operation argument parameter to the user specific parameters and setting the result parameter according to the operation code of the linked operation.

15.6.4.5 Receipt of a TC-U-REJECT indication

On receipt of a TC-U-REJECT indication primitive which affects a pending service, the MAP PM shall issue a MAP confirm primitive to the MAP-service-user with the appropriate value of the provider error or user error parameter.

The mapping of TC invoke problem codes on to MAP Provider Error and MAP User Error parameter values is described in clause 16.

15.6.4.6 Receipt of a TC-L-REJECT indication

This event occurs when the local TC detects a protocol error in an incoming component which affects an active specific service.

On receipt of a TC-L-REJECT indicating "return result problem, unexpected return result", the MAP shall issue a confirm primitive with the parameter provider error indicating "unexpected response from the peer".

On receipt of a TC-L-REJECT indicating "return error problem, unexpected error result", the MAP shall issue a confirm primitive with the parameter provider error indicating "unexpected response from the peer".

Note that when the problem code indicates a general problem, it is considered that the event cannot be related to an existing SSM even if the invoke Id is provided by TC. This is because whether the invoke Id refers to a local or remote invocation is ambiguous. The behaviour of the MAP PM in such a case is described in subclause 15.6.5.3.

15.6.4.7 Receipt of a TC-L-CANCEL indication

On receipt of a TC-L-CANCEL indication, the MAP PM shall:

- if the associated operation is a class 1 operation, issue a confirm primitive with the provider error cause indicating "no response from the peer";
- if the associated operation is a class 2 operation and no linked operations are defined for this operation, issue a confirm primitive without parameter (i.e. indicating implicitly the successful completion of the service);
- if the associated operation is a class 2 operation and has linked operations but none of them has been invoked, issue a confirm primitive with the provider error parameter indicating "service completion failure";
- if the associated operation is a class 2 operation and a linked operation invocation has already been received in response to this operation, ignore the primitive;
- if the associated operation is a class 3 operation, issue a confirm primitive with the provider error cause indicating "service completion failure";
- if the associated operation is a class 4 operation, ignore the primitive.

NOTE: When a TC-L-CANCEL ind primitive is received before the dialogue has been confirmed (i.e. no backward message is received by the dialogue initiator node), the MAP PM shall first issue a MAP-OPEN Cnf primitive with the result parameter indicating "accepted" (which means that the dialogue is considered as being implicitly accepted). Then, as indicated above, the TC-L-CANCEL Indication is interpreted according to the class of the operation to which it refers.

15.6.4.8 Receipt of a TC-NOTICE indication

If a TC-NOTICE indication primitive is received before the dialogue has been confirmed (i.e. no backward message is received by the dialogue initiator node), the MAP PM shall issue a MAP-OPEN Cnf primitive with the result parameter indicating Refused and a refuse reason Remote node not reachable".

If a TC-NOTICE indication primitive is received after the dialogue has been confirmed, the MAP PM shall issue a MAP-NOTICE indication to the user, with a problem diagnostic indicating "message cannot be delivered to the peer".

15.6.5 Other events

This subclause describes the behaviour of the MAP PM on receipt of a component handling indication primitive which cannot be related to any service or which does not affect a pending one. The MAP user is only informed that an abnormal event occurred during the associated dialogue. It is up to the MAP user to abort, continue or terminate the dialogue.

15.6.5.1 Receipt of a TC-U-REJECT

On receipt of a TC-U-REJECT indication primitive which does not affect an active SSM (i.e. indicating a return result or return error problem), the MAP PM shall issue a MAP-NOTICE indication primitive with the diagnostic parameter set to "response rejected by the peer".

This is also applicable for invoke problems related to a class 4 linked operation.

15.6.5.2 Receipt of a TC-R-REJECT indication

On receipt of a TC-R-REJECT indication (i.e. when a protocol error has been detected by the peer TC entity) which does not affect an active SSM, the MAP PM shall either discard this indication or issue a MAP-NOTICE indication primitive with the provider error indicating "abnormal event detected by the peer".

In case of notification, it is up to the MAP user to continue, abort or terminate the dialogue. Note also that for MAP V1 the reject component is received in an END message and therefore the dialogue is terminated anyway.

15.6.5.3 Receipt of a TC-L-REJECT indication

On receipt of a TC-L-REJECT indication primitive (i.e. when a protocol error has been detected by the local TC entity) which cannot be related to an active SSM, the MAP PM shall either discard this indication or issue a MAP-NOTICE indication primitive with the provider error indicating "abnormal event received from the peer".

In case of notification, it is up to the MAP user to continue, or to terminate the dialogue and implicitly trigger the transmission of the reject component or to abort the dialogue.

15.6.6 Parameter checks

As described in the previous subclauses, the MAP PM performs a set of checks to ensure the correctness of the information elements received; these are:

- check if the syntax and encoding (note) of the operation argument, result or error parameter are correct.

NOTE: Depending on the implementation, encoding problems on the TC user portion may be detected at TC level or by the MAP user. In the second case the problem is reported in a similar manner to a syntactical problem.

The syntax shall be considered incorrect if a mandatory information element is missing in any constructed element or if the value of an information element is out of the range defined for the type it is supposed to belong to;

- if there is not a one-to-one mapping between a service and an operation:
 - i) check if the value of the information elements (generally a single one) permits the MAP PM to determine the service associated with the operation invocation;
 - ii) check that there are no information elements which are irrelevant for the indication or a confirm primitive to be issued;
- check if all the information elements required to build an indication or a confirm primitive are available.

However some additional checks may have to be performed by the MAP user (see clause 18).

15.6.7 Returning state machines to idle

Unlike TC invocation state machines, service state machines exist at both requestor and performer side.

A service state machine at the requestor side is returned to idle when the MAP-specific confirm primitive is issued or when the dialogue terminates.

A service state machine at the performer side is returned to idle on receipt of a MAP-specific response primitive from the MAP user, when the dialogue terminates or at expiry of an implementation dependent watch-dog timer which is started when the state machine is created.

15.6.8 Load control

As stated in the previous subclauses, before issuing a MAP-OPEN indication primitive the MAP PM performs a check to verify if there are sufficient resources to open the dialogue taking into account possible overload conditions.

The decision is based on the priority allocated to the application-context whose name is explicitly included in the TC-BEGIN indication primitive or implied by the first operation invocation when V1 contexts are in use. How a V1 application-context-name is derived from an operation code is described in table 15.1/1.

The priority level allocated to each application-context is described in clause 5, tables 5.1/1 and 5.1/2.

16 Mapping on to TC services

16.1 Dialogue control

Dialogue control services are mapped to TC dialogue handling services. The TC-UNI service is not used by the MAP PM.

16.1.1 Directly mapped parameters

The following parameters of the MAP-OPEN request and indication primitives are directly mapped on to the corresponding parameters of the TC-BEGIN primitives:

- destination address;
- originating address.

16.1.2 Use of other parameters of dialogue handling primitives

16.1.2.1 Dialogue Id

The value of this parameter is associated with the MAP PM invocation in an implementation dependent manner.

16.1.2.2 Application-context-name

The application-context-name parameter of a MAP primitive is mapped to the application-context-name parameter of TC dialogue handling primitives according to the rules described in subclause 15.1.

16.1.2.3 User information

The user information parameter of TC dialogue primitives is used to carry the MAP dialogue APDUs.

16.1.2.4 Component present

This parameter is used by the MAP PM as described in CCITT Recommendation Q.771. It is not visible to the MAP user.

16.1.2.5 Termination

The value of this parameter of the TC-END request primitive is set by the MAP PM on the basis of the release method parameter of the MAP-CLOSE request primitive, except when the dialogue state machine is in the state DIALOGUE INITIATED, in which case the Termination parameter shall always indicate "pre-arranged end".

16.1.2.6 P-Abort-Cause

Values of the P-abort-cause parameter are mapped to the values of the provider-reason parameter of the MAP-P-ABORT indication primitive according to table 16.1/1, except in the dialogue initiated phase for the "incorrectTransactionPortion" and "noCommonDialoguePortion" values which are mapped to the "potential incompatibility problem" value of the refuse-reason parameter of the MAP-OPEN cnf primitive. The source parameter in the MAP-P-ABORT ind takes the value "TC problem".

16.1.2.7 Quality of service

The quality of service of TC request primitives is set by the MAP as shown below.

- Return option: "Return message on error" or "Discard message on error" as required by the network operator;
- Sequence control: "Sequence guaranteed" or "Sequence result not guaranteed" as required by the network operator;

"Sequence guaranteed" shall be used when a segmented result is to be transferred (e.g. subscriber data in response to SendParameters). It may also be appropriate to use Sequence guaranteed when a series of InsertSubscriberData, ProcessAccessSignalling or ForwardAccessSignalling operations is used.

It is essential that the TC message which indicates acceptance of a dialogue opening request is received by the dialogue initiator before any subsequent message in that dialogue; otherwise the dialogue opening will fail. The dialogue responder shall ensure that this requirement is met by:

- Sending the dialogue acceptance message in a TC-END, if the dialogue structure requires it; or
- Using "Sequence guaranteed", if the dialogue acceptance message is sent in a TC-CONTINUE; or
- Waiting until the dialogue acceptance message has been acknowledged by the dialogue initiator before sending a subsequent message, if the dialogue acceptance message is sent in a TC-CONTINUE.

Table 16.1/1: Mapping of P-Abort cause in TC-P-ABORT indication on to provider-reason in MAP-P-ABORT indication

TC P-Abort cause	MAP provider-reason
unrecognised message type	provider malfunction
unrecognised transaction Id	supporting dialogue released
badlyFormattedTransactionPortion	provider malfunction
incorrectTransactionPortion	provider malfunction (note)
resourceLimitation	resource limitation
abnormalDialogue	provider malfunction
noCommonDialoguePortion	version incompatibility

NOTE: Or version incompatibility in the dialogue initiated phase.

16.2 Service specific procedures

Specific services are mapped to TC component handling services.

16.2.1 Directly mapped parameters

The Invoke Id parameter of the MAP request and indication primitive is directly mapped on to the Invoke Id parameter of the component handling primitives.

16.2.2 Use of other parameters of component handling primitives

16.2.2.1 Dialogue Id

The value of this parameter is associated with the MAP PM invocation in an implementation dependent manner.

16.2.2.2 Class

The value of this parameter is set by the MAP PM according to the type of the operation to be invoked.

16.2.2.3 Linked Id

When a service response is mapped to a class 4 operation, the value of this parameter is set by the MAP PM and corresponds to the value assigned by the user to the initial service request (i.e. the value of the invoke ID parameter of the request primitive). Otherwise if such a parameter is included in MAP request/indication primitives it is directly mapped to the linked ID parameter of the associated TC-INVOKE request/indication primitives.

16.2.2.4 Operation

When mapping a request primitive on to a Remote Operations PDU (invoke), the MAP PM shall set the operation code according to the mapping described in table 16.2/1.

When mapping a response primitive on to a Remote Operations service, the MAP PM shall set the operation code of the TC-RESULT-L/NL primitive (if required) to the same value as the one received at invocation time.

Table 16.2/1: Mapping of MAP specific services on to MAP operations

MAP-SERVICE	operation
MAP-ACTIVATE-SS	activateSS
MAP-ACTIVATE-TRACE-MODE	activateTraceMode
MAP-ALERT-SERVICE-CENTRE	alertServiceCentre
MAP-ANY-TIME-INTERROGATION	anyTimeInterrogation
MAP_AUTHENTICATION_FAILURE_REPORT	authenticationFailureReport
MAP-ANY-TIME-MODIFICATION	anyTimeModification
MAP-ANY-TIME-SUBSCRIPTION-INTERROGATION	anyTimeSubscriptionInterrogation
MAP-CANCEL-LOCATION	cancelLocation
MAP-CHECK-IMEI	checkIMEI
MAP-DEACTIVATE-SS	deactivateSS
MAP-DEACTIVATE-TRACE-MODE	deactivateTraceMode
MAP-DELETE-SUBSCRIBER-DATA	deleteSubscriberData
MAP-ERASE-CC-ENTRY	eraseCC-Entry
MAP-ERASE-SS	eraseSS
MAP-FAILURE-REPORT	failureReport
MAP-FORWARD-ACCESS-SIGNALLING	forwardAccessSignalling
MAP-FORWARD-CHECK-SS-INDICATION	forwardCheckSsIndication
MAP-FORWARD-GROUP-CALL-SIGNALLING	forwardGroupCallSignalling
MAP-MT-FORWARD-SHORT-MESSAGE	mt-forwardSM
MAP-MO-FORWARD-SHORT-MESSAGE	mo-forwardSM
MAP-GET-PASSWORD	getPassword
MAP-INFORM-SERVICE-CENTRE	informServiceCentre
MAP-INSERT-SUBSCRIBER-DATA	insertSubscriberData
MAP-INTERROGATE-SS	interrogateSs
MAP-IST-ALERT	istAlert
MAP-IST-COMMAND	istCommand
MAP-NOTE-MS-PRESENT-FOR-GPRS	noteMsPresentForGprs
MAP-NOTE-SUBSCRIBER-DATA-MODIFIED	noteSubscriberDataModified
MAP-PREPARE-GROUP-CALL	prepareGroupCall
MAP-PREPARE-HANDOVER	prepareHandover
MAP-PREPARE-SUBSEQUENT-HANDOVER	prepareSubsequentHandover
MAP-PROCESS-ACCESS-SIGNALLING	processAccessSignalling
MAP-PROCESS-GROUP-CALL-SIGNALLING	processGroupCallSignalling
MAP-PROCESS-UNSTRUCTURED-SS-REQUEST	processUnstructuredSS-Request
MAP-PROVIDE-ROAMING-NUMBER	provideRoamingNumber
MAP-PROVIDE-SIWFS-NUMBER	provideSIWFSNumber
MAP-PROVIDE-SUBSCRIBER-LOCATION	provideSubscriberLocation
MAP-PROVIDE-SUBSCRIBER-INFO	provideSubscriberInfo
MAP-PURGE-MS	purgeMS
MAP-READY-FOR-SM	readyForSM
MAP-REGISTER-CC-ENTRY	registerCC-Entry
MAP-REGISTER-PASSWORD	registerPassword
MAP-REGISTER-SS	registerSS
MAP-REMOTE-USER-FREE	remoteUserFree
MAP-REPORT-SM-DELIVERY-STATUS	reportSmDeliveryStatus
MAP-RESET	reset
MAP-RESTORE-DATA	restoreData
MAP-SEND_GROUP_CALL_END_SIGNAL	sendGroupCallEndSignal
MAP-SEND-END-SIGNAL	sendEndSignal
MAP-SEND-AUTHENTICATION-INFO	sendAuthenticationInfo
MAP-SEND-IMSI	sendIMSI
MAP-SEND-IDENTIFICATION	sendIdentification
MAP-SEND-ROUTING-INFO-FOR-SM	sendRoutingInfoForSM

MAP-SEND-ROUTING-INFO-FOR-GPRS	sendRoutingInfoForGprs
MAP-SEND-ROUTING-INFO-FOR-LCS	sendRoutingInfoForLCS
MAP-SEND-ROUTING-INFORMATION	sendRoutingInfo
MAP-SET-REPORTING-STATE	setReportingState
MAP-SIWFS-SIGNALLING-MODIFY	SIWFSSignallingModify
MAP-STATUS-REPORT	statusReport
MAP-SUBSCRIBER-LOCATION-REPORT	subscriberLocationReport
MAP-SUPPLEMENTARY-SERVICE-INVOCATION-NOTIFICATION	ss-Invocation-Notification
MAP-UNSTRUCTURED-SS-NOTIFY	unstructuredSS-Notify
MAP-UNSTRUCTURED-SS-REQUEST	unstructuredSS-Request
MAP-UPDATE-GPRS-LOCATION	updateGprsLocation
MAP-UPDATE-LOCATION	updateLocation
MAP-NOTE-MM-EVENT	NoteMM-Event

16.2.2.5 Error

The error parameter in a TC-U-ERROR indication primitive is mapped to the user error parameter in the MAP confirm primitive of the service associated with the operation to which the error is attached.

The user error parameter in MAP response primitives is mapped to the error parameter of the TC-U-ERROR request primitive, except for "initiating-release" and "resource-limitation" which are mapped to the problem code parameter of the TC-U-REJECT request primitive.

16.2.2.6 Parameters

The parameters of MAP specific request and indication primitives are mapped to the argument parameter of TC-INVOKE primitives.

The parameters of MAP specific response and confirm primitives are mapped to the result parameter of TC-RESULT-L primitives, the parameter of TC-U-ERROR primitives or the argument of TC-INVOKE primitives when mapping on linked class 4 operations is used.

16.2.2.7 Time out

The value of this parameter is set by the MAP PM according to the type of operation invoked.

16.2.2.8 Last component

This parameter is used by the MAP PM as described in CCITT Recommendation Q.711. It is not visible from the MAP user.

16.2.2.9 Problem code

16.2.2.9.1 Mapping to MAP User Error

The following values of the user error parameter are mapped as follows to values of the TC problem code parameter. These values are generated by the MAP user. This mapping is valid from the TC-U-REJECT indication primitive to the MAP confirm service primitive and from the MAP response service primitive to the TC-U-REJECT request primitive.

Table 16.2/2: Mapping of MAP User Error parameter on to TC problem code in TC-U-REJECT primitives

MAP User Error	TC problem code
resource limitation	resource limitation
initiating release	initiating release

16.2.2.9.2 Mapping to MAP Provider Error parameter

The following values of the TC problem code parameter of the TC-U-REJECT indication primitive are mapped as follows to values of the MAP Provider Error parameter of the MAP confirm primitive.

Table 16.2/3: Mapping of TC problem code in TC-U-REJECT on to MAP Provider Error parameter

TC problem code	MAP Provider Error
duplicated invoke Id	duplicated invoke id
unrecognised operation	service not supported
mistyped parameter	mistyped parameter

The following values of the problem code parameters of the TC-L-REJECT primitive are mapped to values of the provider error parameter of the MAP confirm primitive as follows:

Table 16.2/4: Mapping of TC problem code in TC-L-REJECT on to MAP Provider Error parameter

TC problem code	MAP Provider Error
return result unexpected	unexpected response from the peer
return error unexpected	unexpected response from the peer

16.2.2.9.3 Mapping to diagnostic parameter

The following values of the problem code parameter of the TC-R-REJECT and TC-U-REJECT primitive are mapped to values of the diagnostic parameter of the MAP-NOTICE indication primitive as follows:

Table 16.2/5: Mapping of TC problem code of TC-R-REJECT and TC-U-REJECT on to diagnostic parameter

TC problem code	MAP diagnostic
General problem	- abnormal event detected by the peer
Invoke problem	
- unrecognised linked ID	- abnormal event detected by the peer
- linked response unexpected	- response rejected by the peer
- unexpected linked operation	- response rejected by the peer
Return result problem	
- unrecognised invoke ID	- response rejected by the peer
- return result unexpected	- response rejected by the peer
- mistyped parameter	- response rejected by the peer
Return error problem	
- unrecognised invoke ID	- response rejected by the peer
- return error unexpected	- response rejected by the peer
- unrecognised error	- response rejected by the peer
- unexpected error	- response rejected by the peer
- mistyped parameter	- response rejected by the peer

The following values of the problem code parameter of the TC-L-REJECT primitive are mapped to values of the diagnostic parameter of the MAP-NOTICE indication primitive as follows:

Table 16.2/6: Mapping of TC problem code of TC-L-REJECT on to diagnostic parameter

TC problem code	MAP diagnostic
General problems	- abnormal event received from the peer
Invoke problem	
- unrecognised linked ID	- abnormal event received from the peer
Return result problem	
- unrecognised invoke ID	- abnormal event received from the peer
Return error problem	
- unrecognised invoke ID	- abnormal event received from the peer

16.3 SDL descriptions

The following SDL specification describes a system which includes three blocks: MAP-user, MAP-provider and TC.

Such a system resides in each network component supporting MAP and communicates with its peers via the lower layers of the signalling network which are part of the environment.

Only the MAP-provider is fully described in this subclause. The various types of processes which form the MAP-User block and the TC block are described respectively in clauses 18 to 25 of the present document and in CCITT Recommendation Q.774.

The MAP-Provider block communicates with the MAP_USER via two channels U1 and U2. Via U1 the MAP-provider receives the MAP request and response primitives. Via U2 it sends the MAP indication and confirm primitives.

The MAP-Provider block communicates with TC via two channels P1 and P2. Via P1 the MAP-Provider sends all the TC request primitives. Via P2 it receives all the TC indication primitives.

The MAP-Provider block is composed of the four following types of processes:

- a) MAP_DSM: This type of process handles a dialogue. There exists one process instance per MAP dialogue.
- b) LOAD_CTRL: This type of process is in charge of load control. There is only one instance of this process in each system.
- c) PERFORMING_MAP_SSM: This type of process handles a MAP service performed during a dialogue. An instance of this process is created by the instance of the MAP_DSM process for each MAP-service to be performed.
- d) REQUESTING_MAP_SSM: This type of process handles a MAP service requested during a dialogue. An instance of this process is created by the instance of the MAP_DSM process for each requested MAP-service.

A process MAP_DSM exchanges external signals with other blocks as well as internal signals with the other processes of the MAP-Provider block. The external signals are either MAP service primitives or TC service primitives.

The signal routes used by the various processes are organised as follows:

- a) A process MAP_DSM receives and sends events from/to the MAP_user via signal route User1/User2. These routes use respectively channel U1 and U2.
- b) A process MAP_DSM receives and sends events from/to the TC via signal route Tc1/Tc2. These routes use respectively channel P1 and P2.
- c) A process MAP_DSM receives and sends events from/to the LOAD_CTRL process via signal route Load1/Load2. These routes are internal.
- d) A process MAP_DSM sends events to the PERFORMING_MAP_SSM processes via signal route Intern1. This route is internal.
- e) A process MAP_DSM sends events to the REQUESTING_MAP_SSM processes via signal route Intern2. This route is internal.
- f) A process MAP_PERFORMING_SSM sends events to the MAP_USER via signal route User4. This route uses channel U2.
- g) A process MAP_PERFORMING_SSM sends events to TC via signal route Tc3. This route uses channel P1.
- h) A process MAP_REQUESTING_SSM sends events to the MAP_USER via signal route User5. This route uses channel U2.
- j) A process MAP_REQUESTING_SSM sends events to TC via signal route Tc4. This route uses channel P1.

09.02 version 6.6.0

System MAP_STACK

16.2_1(1)

Figure 16.2/1:

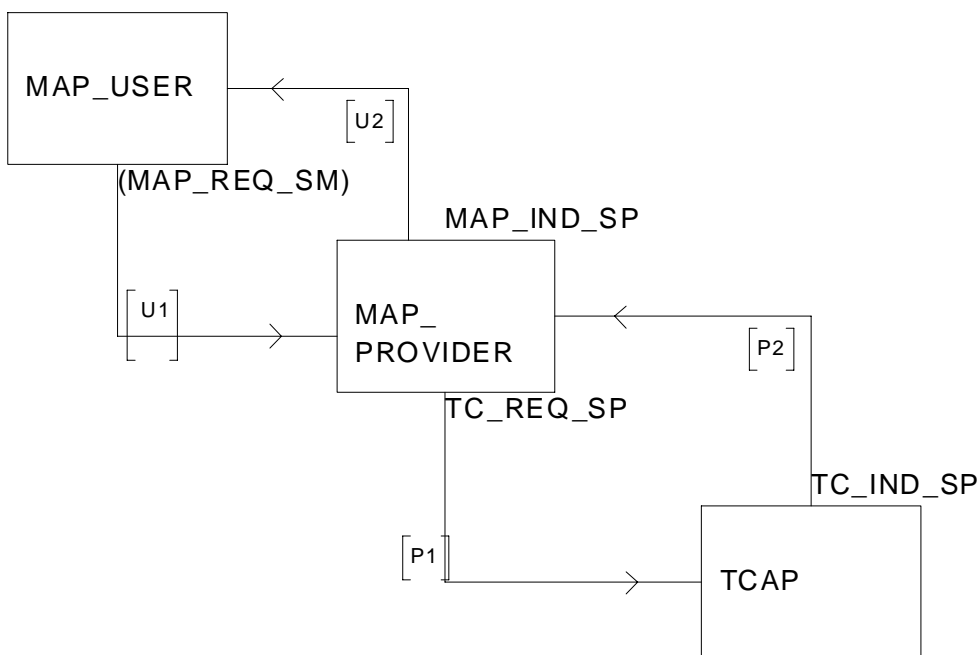


Figure 16.2/1: System MAP_STACK

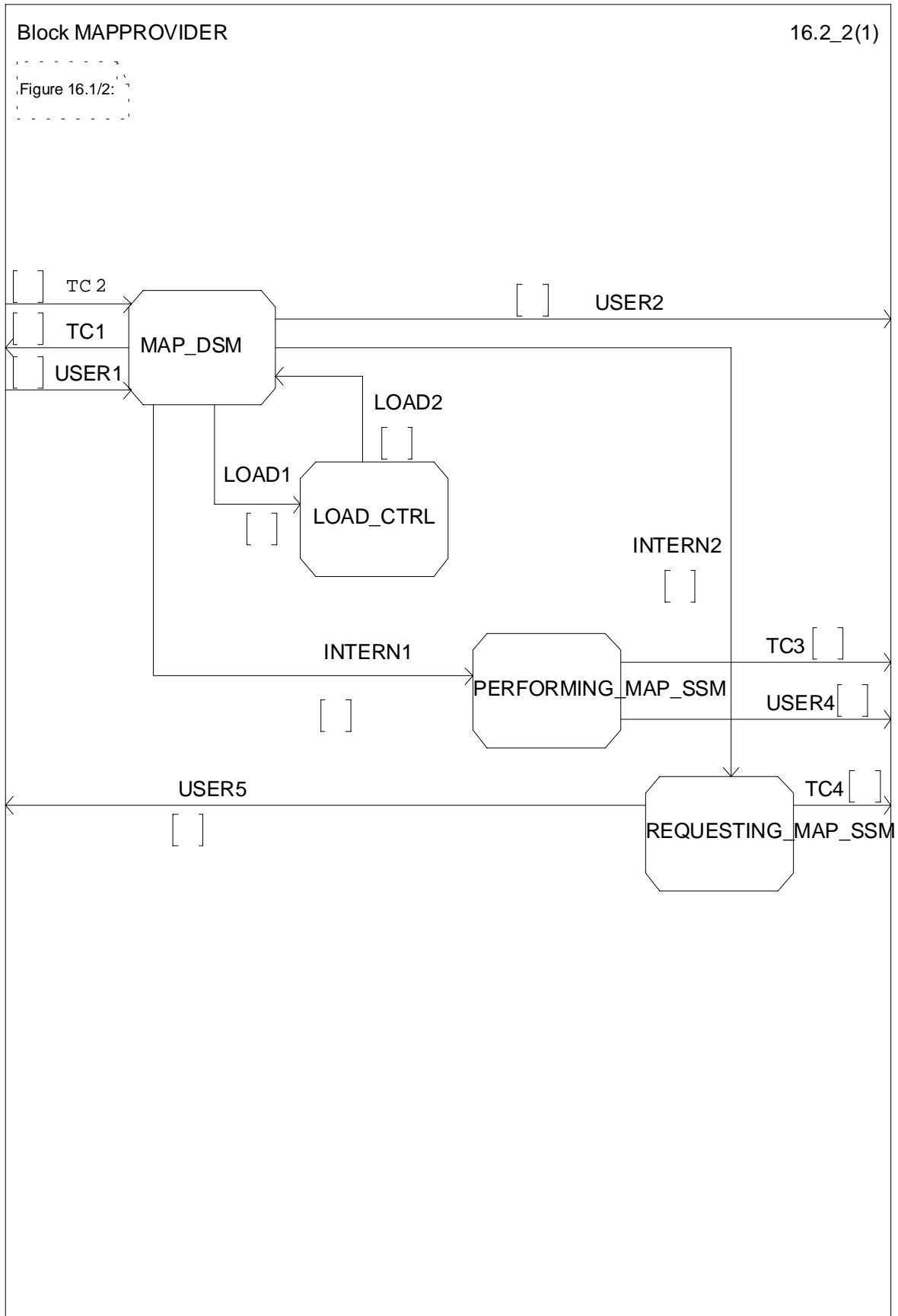


Figure 16.2/2: Block MAPPROVIDER

Process MAP_DSM

16.2_3.1(11)

Figure 16.2/3:

Comment 'MAP Dialoges State Maschine':
DCL
COMPONENTS_PRESENT, INVOKEID_ACTIVE, LAST_COMPONENT, OP_EXIST BOOLEAN,
OP_CODE INTEGER;

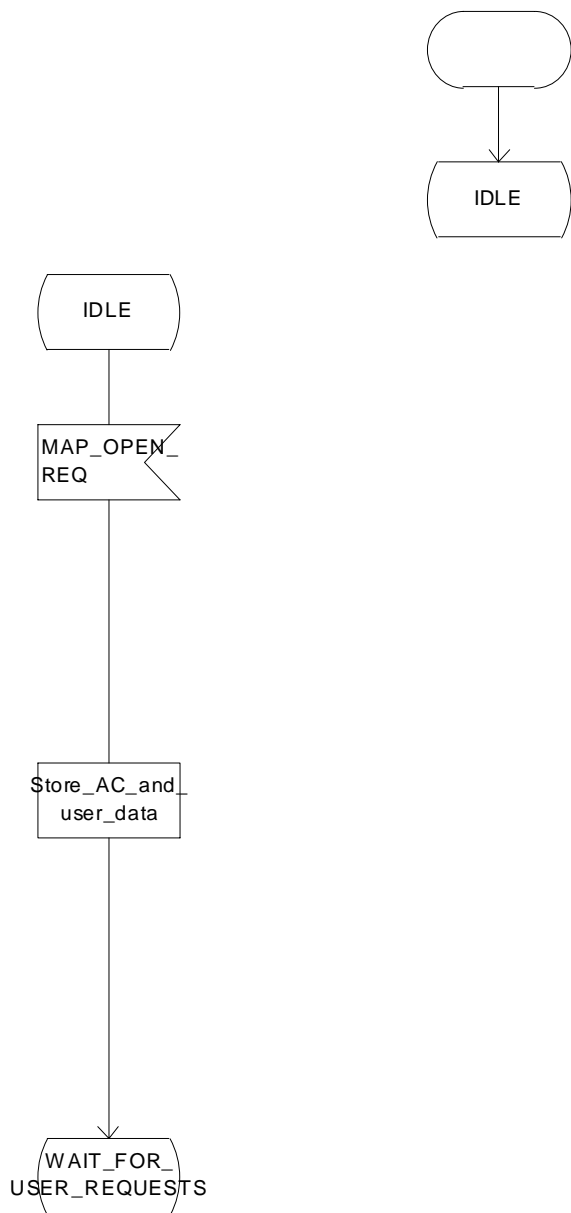


Figure 16.2/3 (sheet 1 of 11): Process MAP_DSM

Process MAP_DSM

16.2_3.2(11)

Figure 16.2/3:

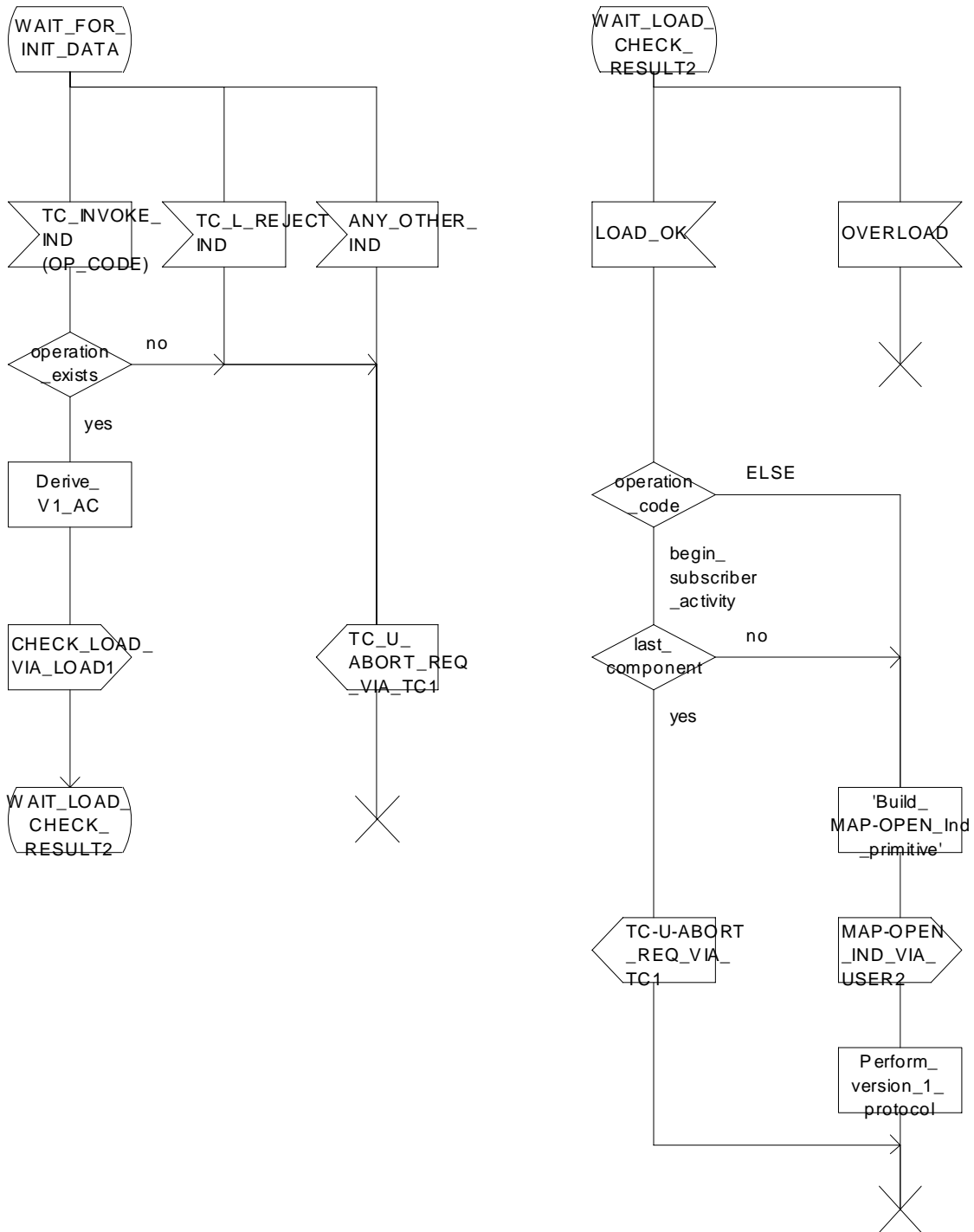


Figure 16.2/3 (sheet 2 of 11): Process MAP_DSM

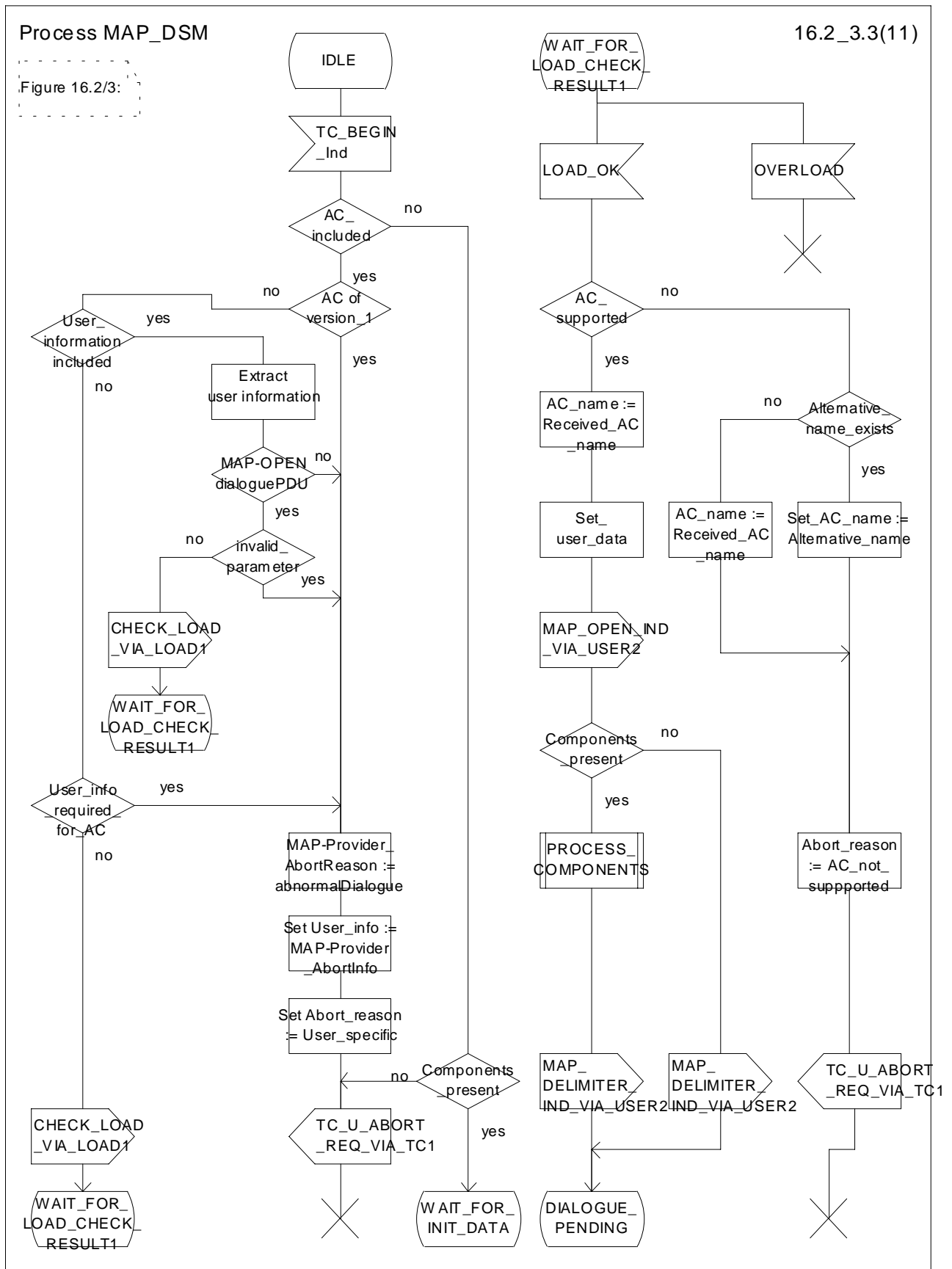


Figure 16.2/3 (sheet 3 of 11): Process MAP_DSM

Process MAP_DSM

16.2_3.4(11)

Figure 16.2/3:

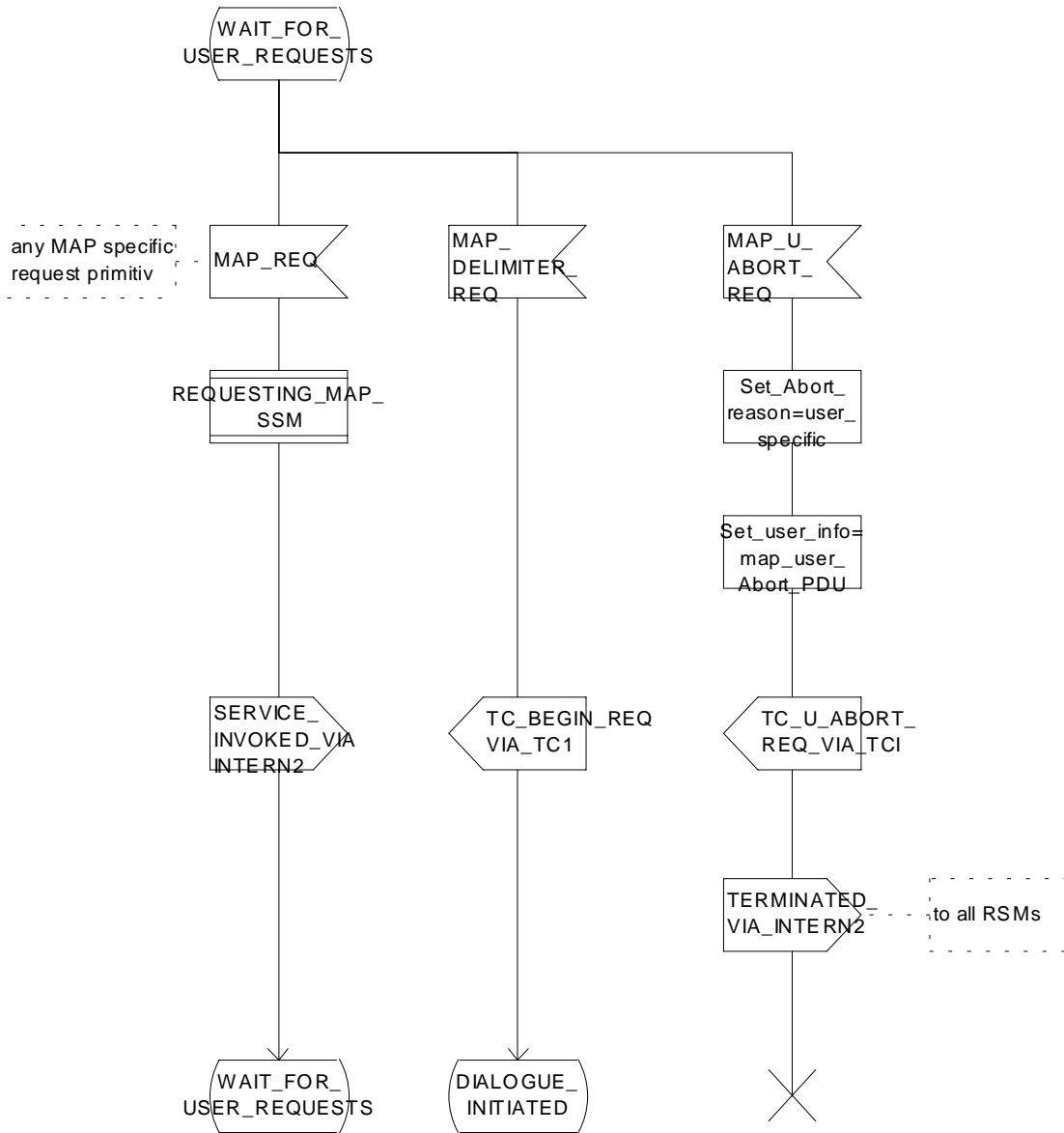


Figure 16.2/3 (sheet 4 of 11): Process MAP_DSM

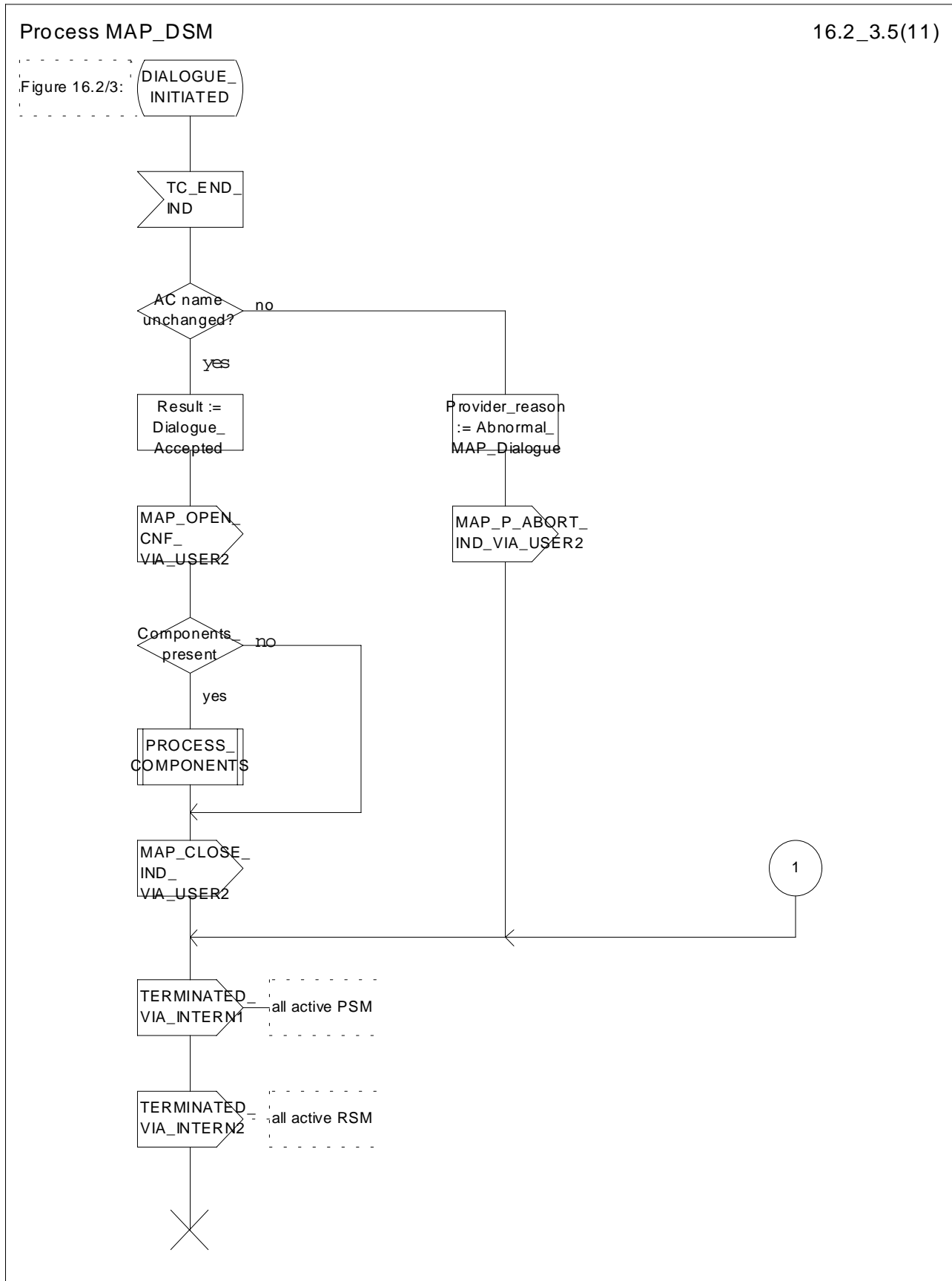


Figure 16.2/3 (sheet 5 of 11): Process MAP_DSM

Process MAP_DSM

16.2_3.6(11)

Figure 16.2/3:

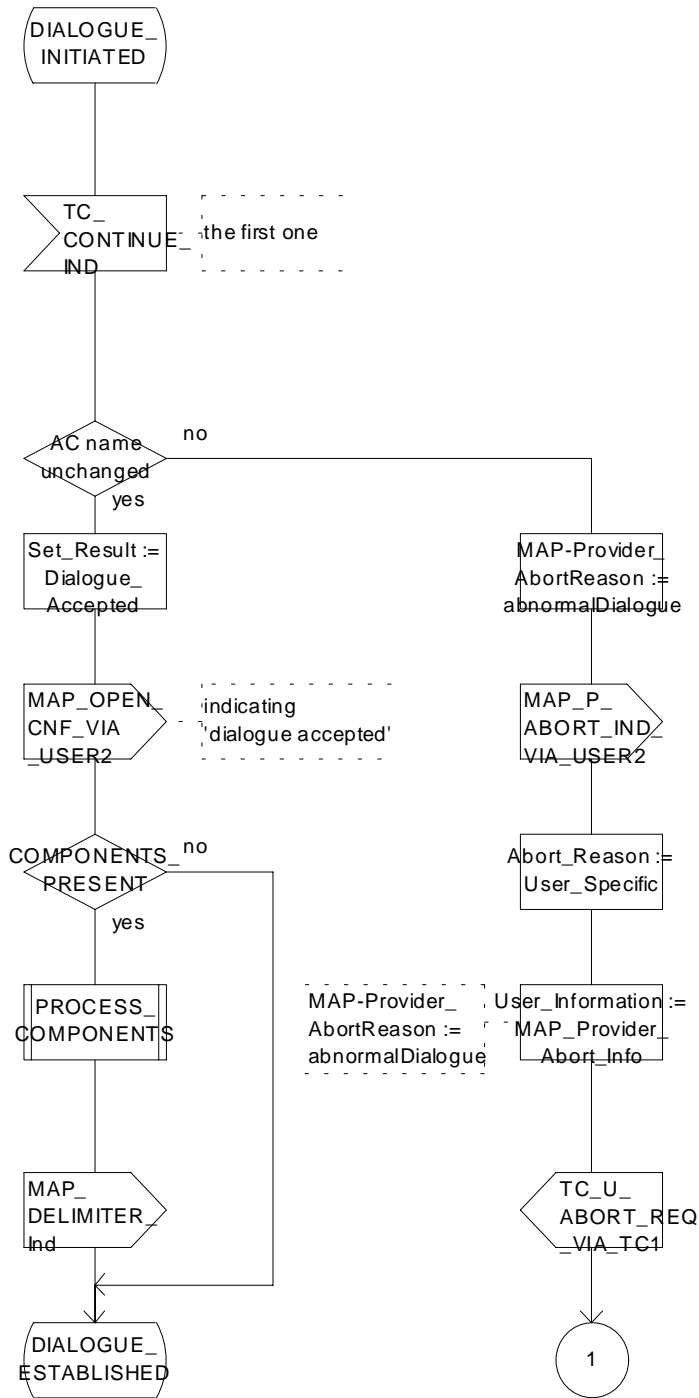


Figure 16.2/3 (sheet 6 of 11): Process MAP_DSM

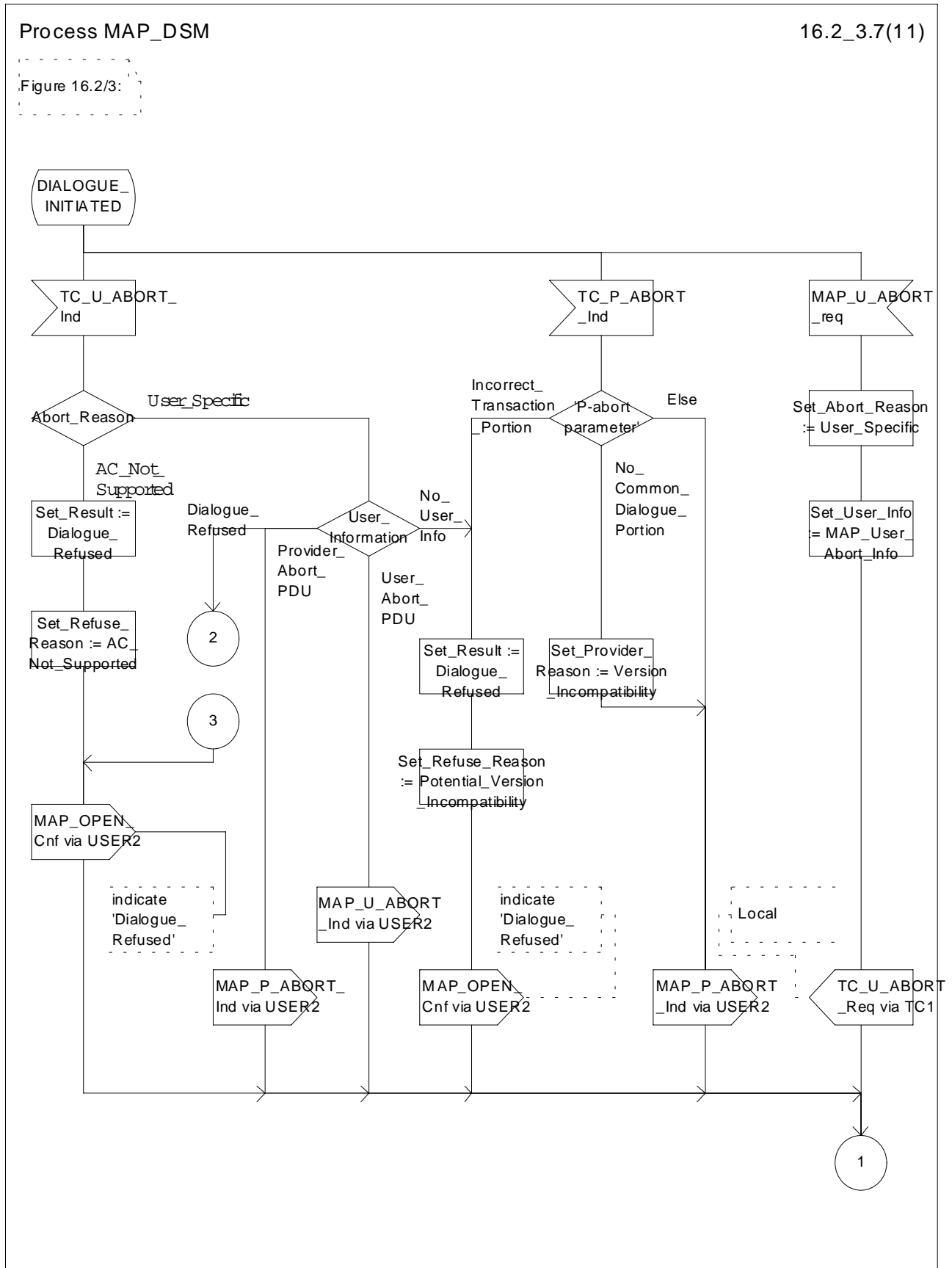


Figure 16.2/3 (sheet 7 of 11): Process MAP_DSM

Process MAP_DSM

16.2_3.8(11)

Figure 16.2/3:

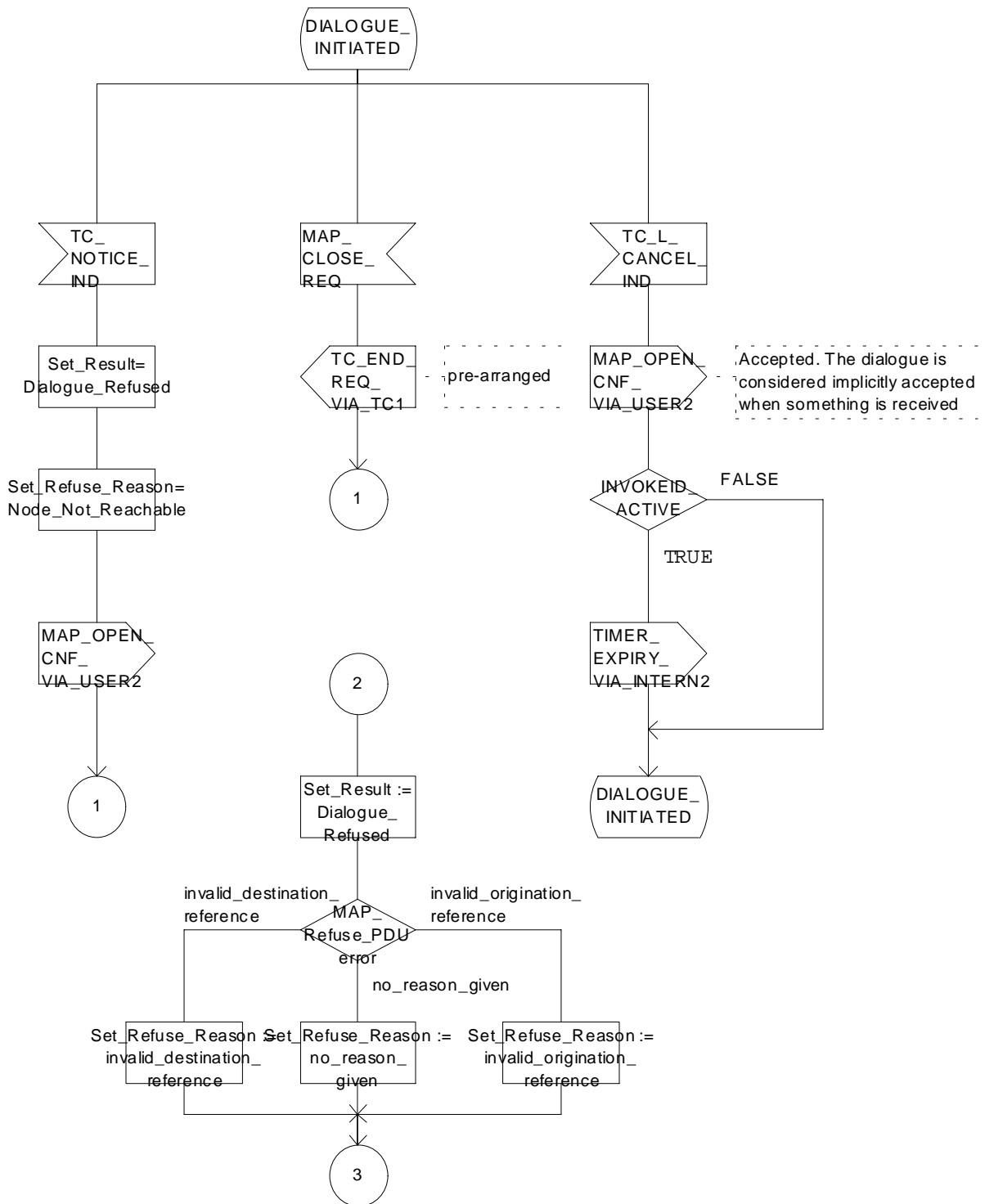


Figure 16.2/3 (sheet 8 of 11): Process MAP_DSM

Process MAP_DSM

16.2_3.9(11)

Figure 16.2/3:

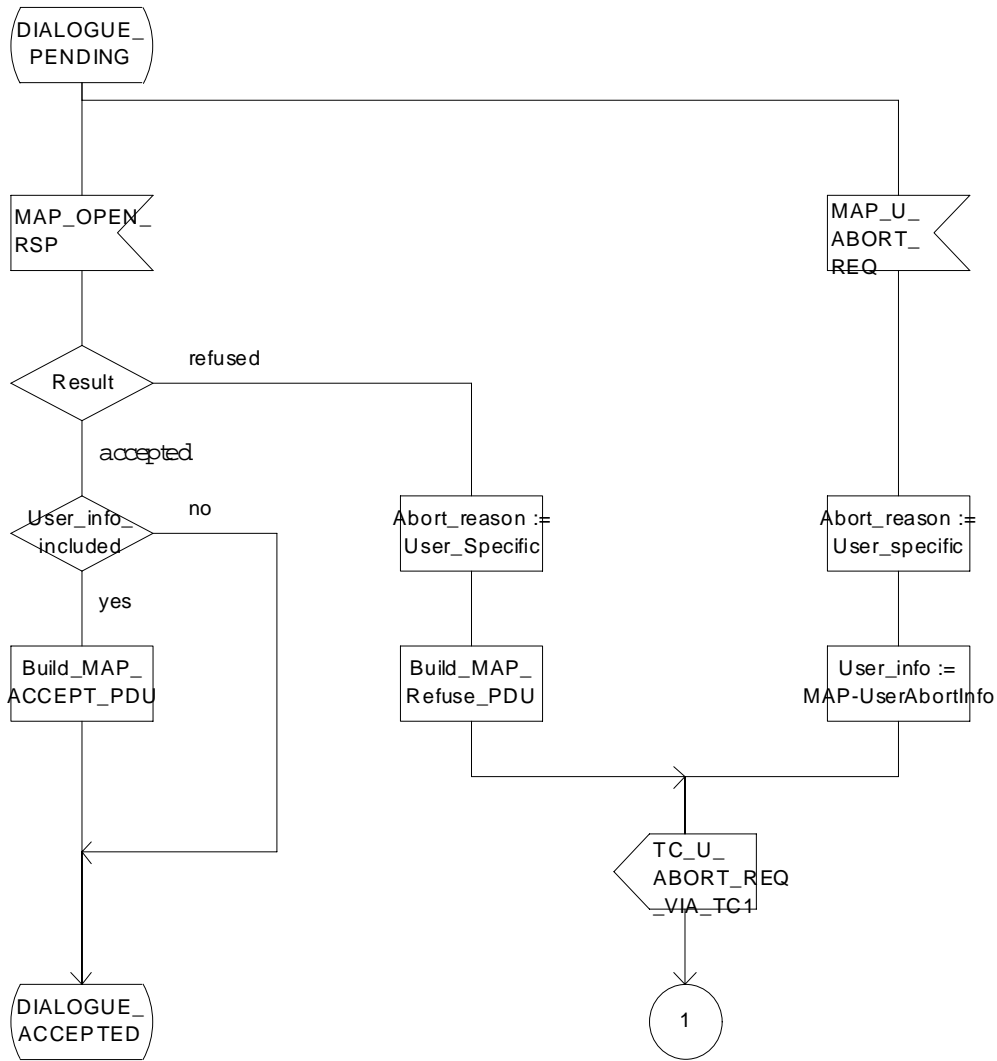


Figure 16.2/3 (sheet 9 of 11): Process MAP_DSM

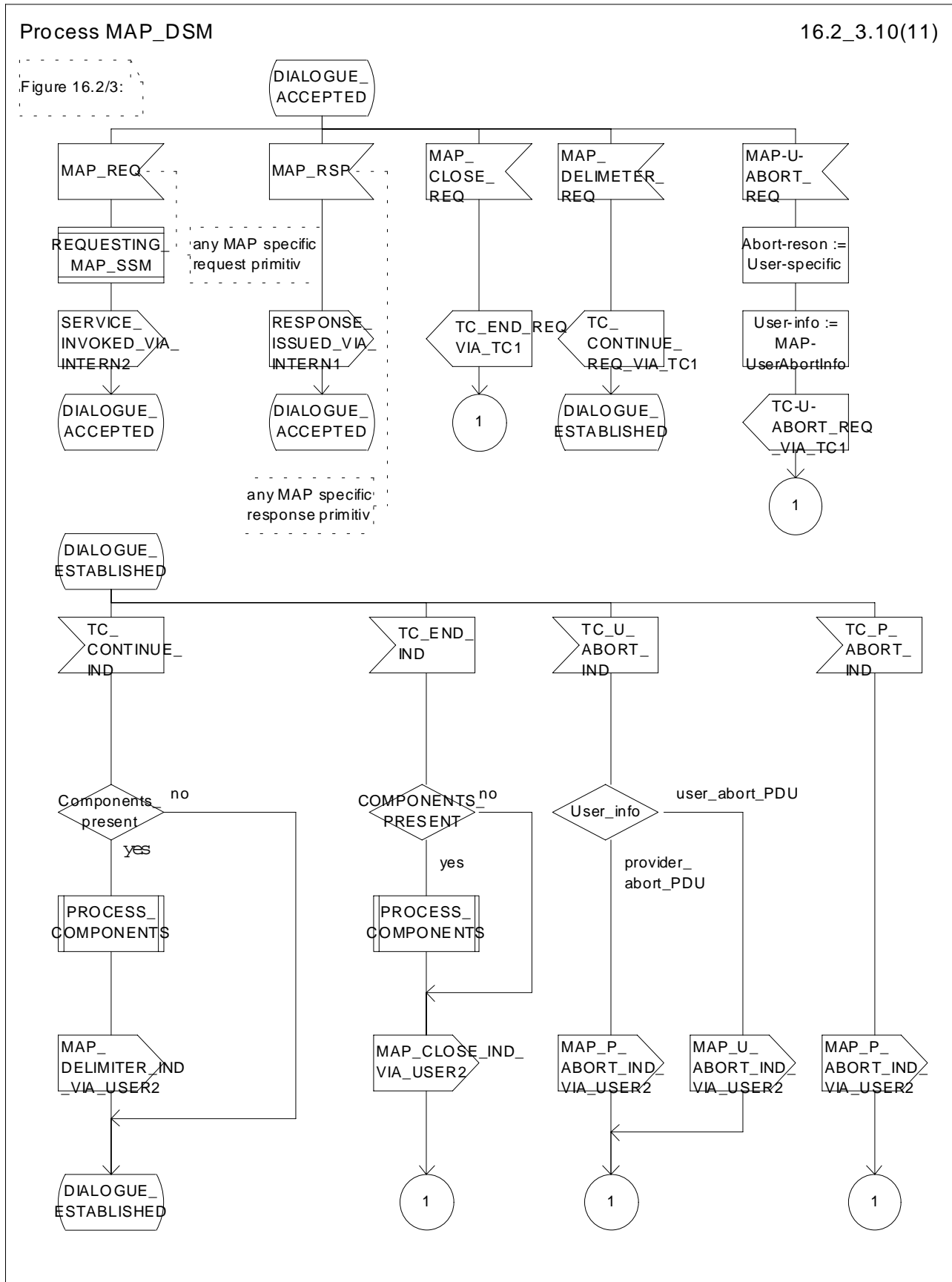


Figure 16.2/3 (sheet 10 of 11): Process MAP_DSM

Process MAP_DSM

16.2_3.11(11)

Figure 16.2/3:

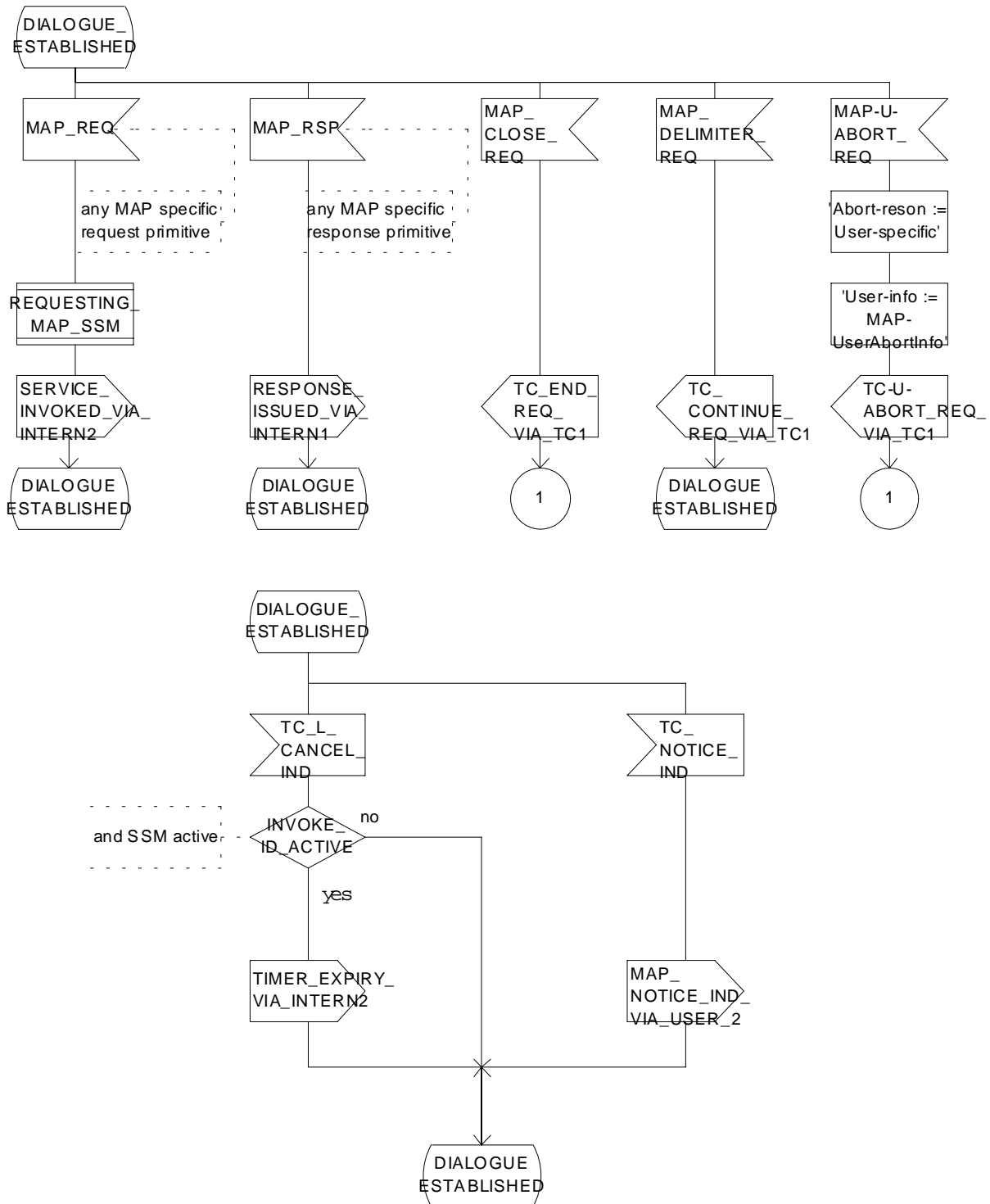


Figure 16.2/3 (sheet 11 of 11): Process MAP_DSM

Procedure PROCESS_COMPONENTS

16.2_4.1(4)

Figure 16.2/4:

Comments: Components from TCAP:
DCL
OP_CODE INTERGER,
OP_EXIST, LAST_COMPONENT, INVOKEID_ASS, LINKEDID_PRES, LINKEDID_ASS BOOLEAN

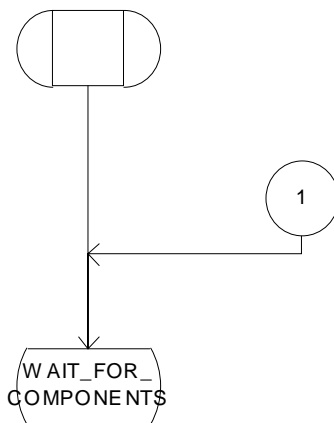


Figure 16.2/4 (sheet 1 of 4): Procedure PROCESS_COMPONENTS

Procedure PROCESS_COMPONENTS

16.2_4.3(4)

Figure 16.2/4:

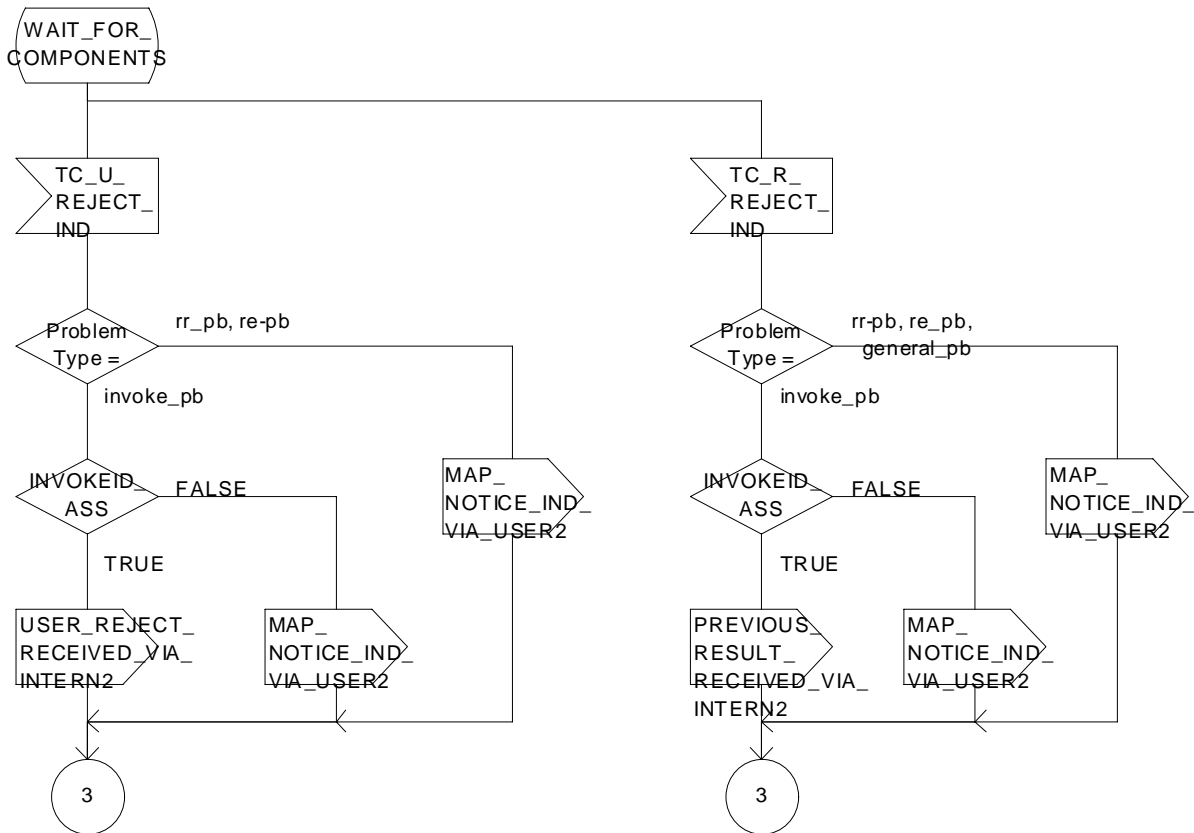
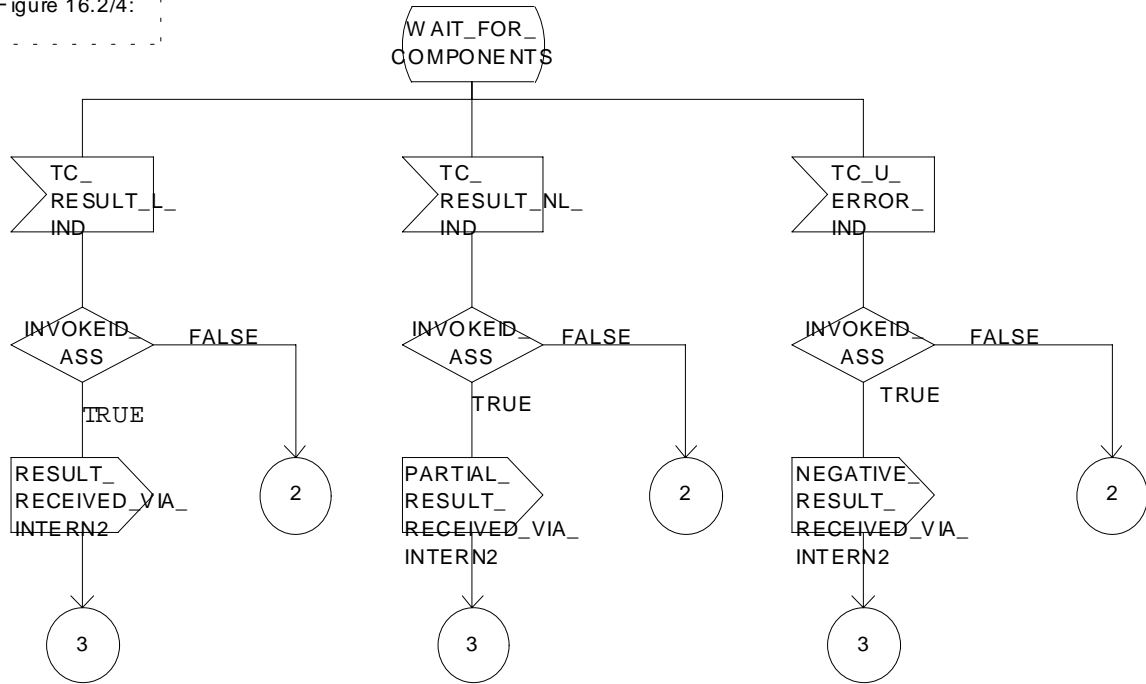


Figure 16.2/4 (sheet 3 of 4): Procedure PROCESS_COMPONENTS

Procedure PROCESS_COMPONENTS

16.2_4.4(4)

Figure 16.2/4:

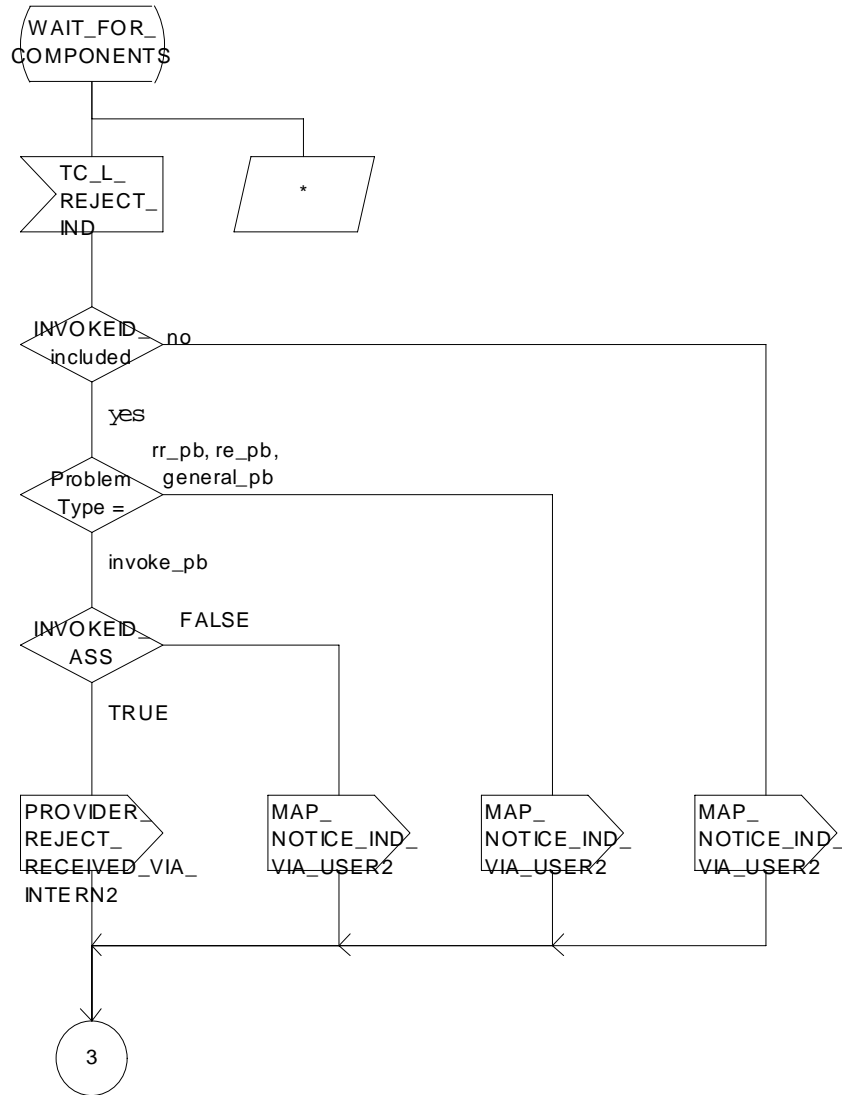


Figure 16.2/4 (sheet 4 of 4): Procedure PROCESS_COMPONENTS

Process LOAD_CTRL

16.2_5(1)

Figure 16.2/5:

Comment 'LOAD CONTROL':
DCL
CONGESTION, DIALOGUE_ACCEPTABLE BOOLEAN;

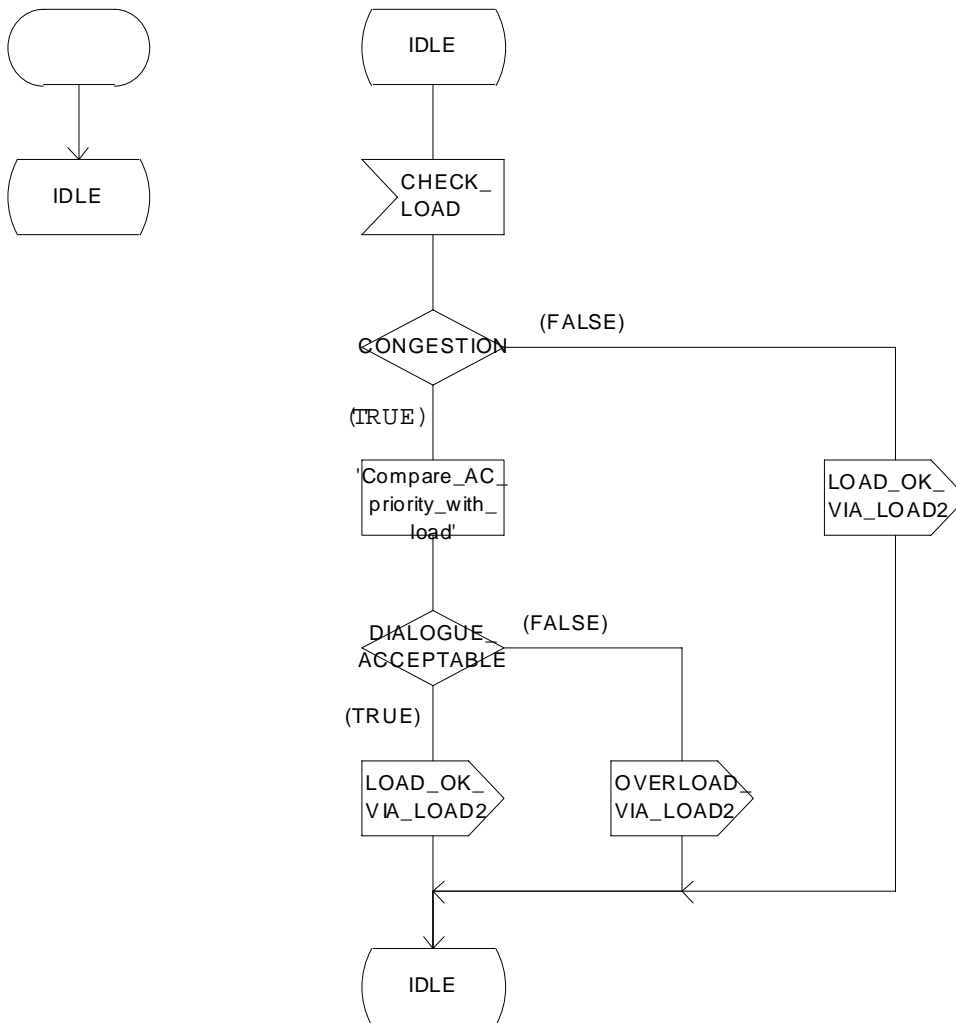


Figure 16.2/5: Process LOAD_CTRL

Process PERFORMING_MAP_SSM

16.2_6.1(3)

Figure 16.2/6:

```
Comment 'MAP Service State Machine':  
DCL  
ARGUMENT_CORRECT, USER_ERROR_PRESENT,  
SPECIFIC_ERROR_LINKED_REQUEST, CNF BOOLEAN,  
  
OP_CLASS INTEGER,  
  
TIMER GUARD_TIMER COMMENT 'expires if MAP user does not respond';
```

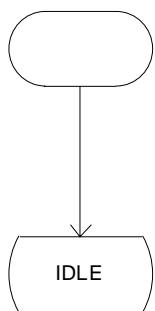


Figure 16.2/6 (sheet 1 of 3): Process PERFORMING_MAP_SSM

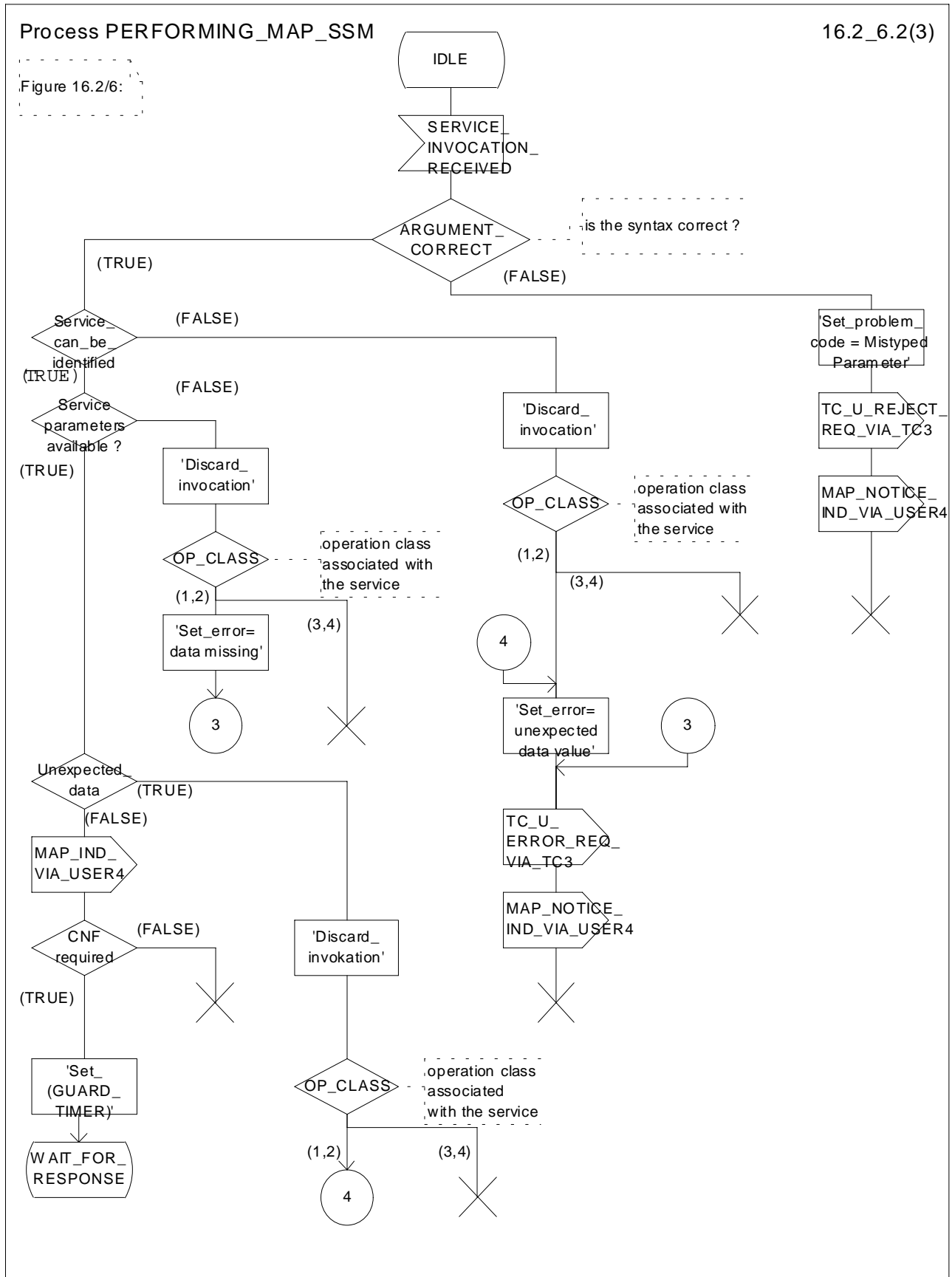


Figure 16.2/6 (sheet 2 of 3): Process PERFORMING_MAP_SSM

Process REQUESTING_MAP_SSM

16.2_7.1(4)

Figure 16.2/7:

Comment 'MAP Service State Maschine':
 DCL
 ARGUMENT_CORRECT, ERROR_CODE_CORRECT, LINKED_REQ_DEF, SYNTAX_CORRECT,
 MAP_INITIATED, CNF, LINKED_OPERATION_ALLOWED BOOLEAN,
 OP_CLASS INTEGER;

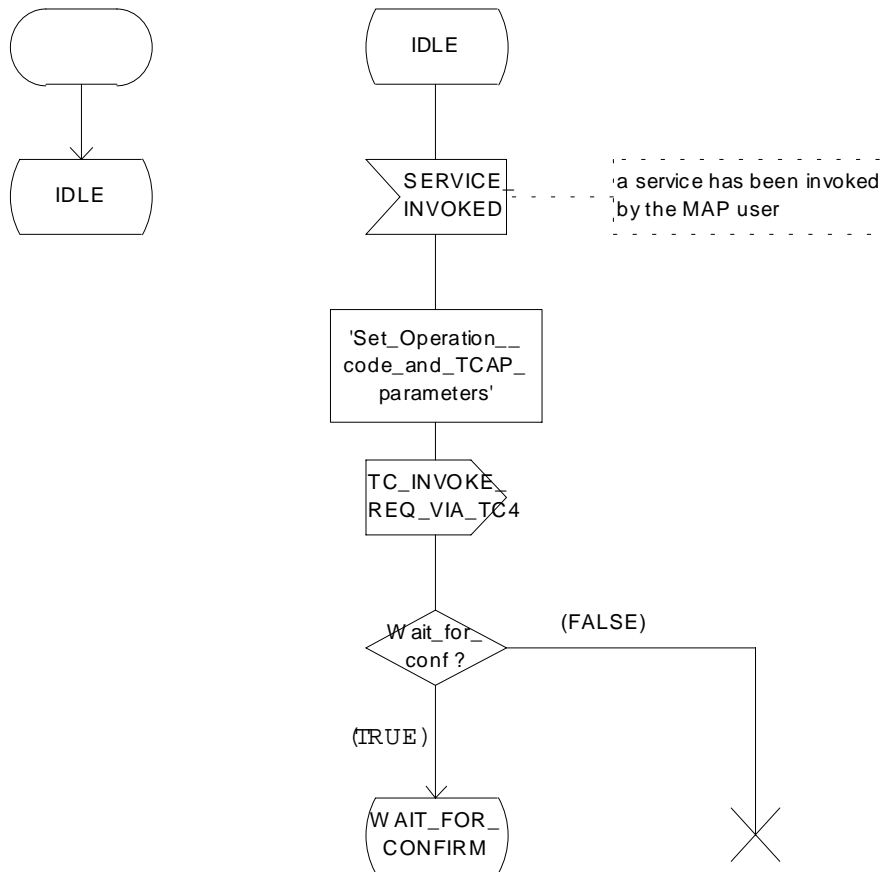


Figure 16.2/7 (sheet 1 of 4): Process REQUESTING_MAP_SSM

Process REQUESTING_MAP_SSM

16.2_7.2(4)

Figure 16.2/7:

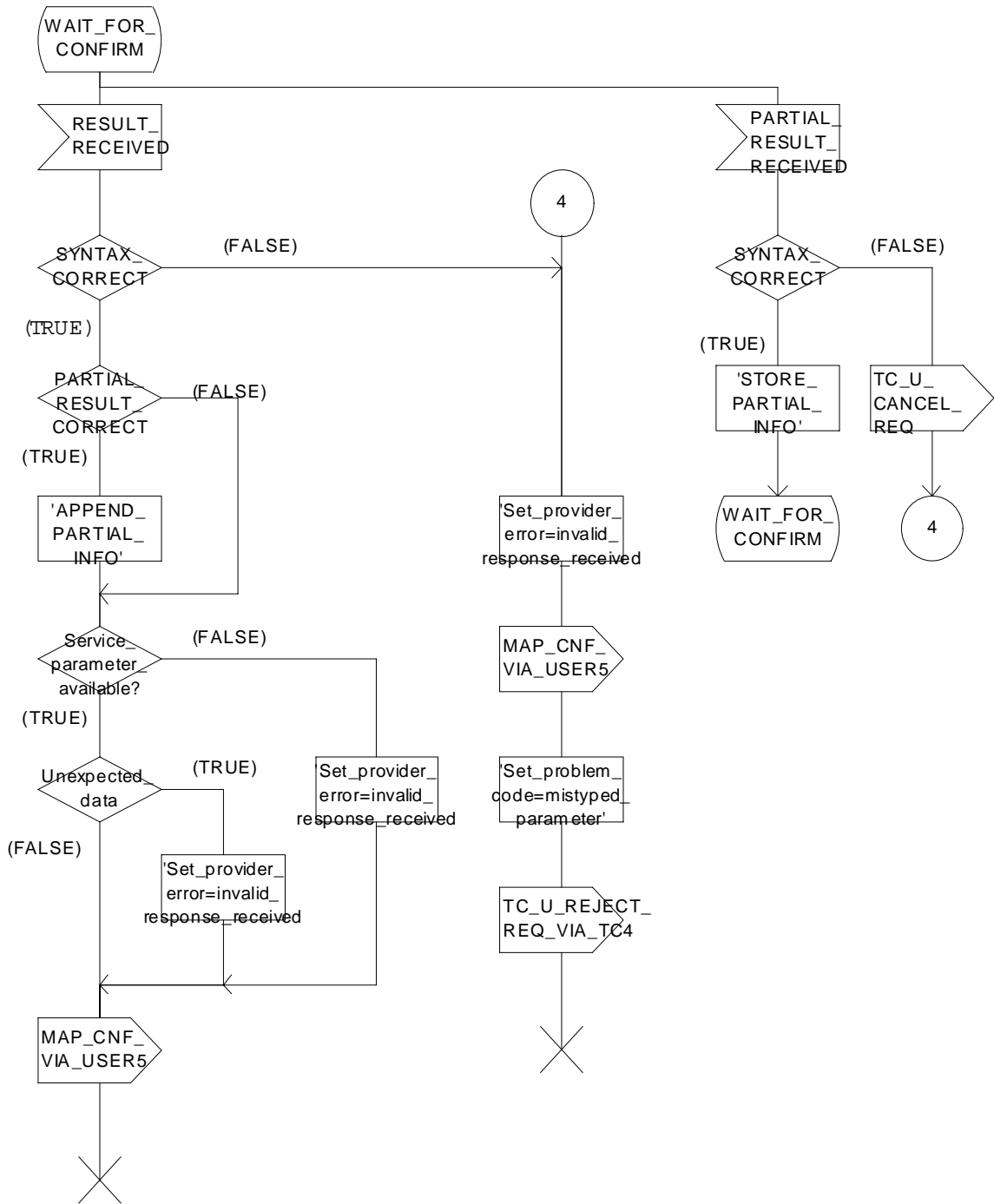


Figure 16.2/7 (sheet 2 of 4): Process REQUESTING_MAP_SSM

Process REQUESTING_MAP_SSM

16.2_7.3(4)

Figure 16.2/7:

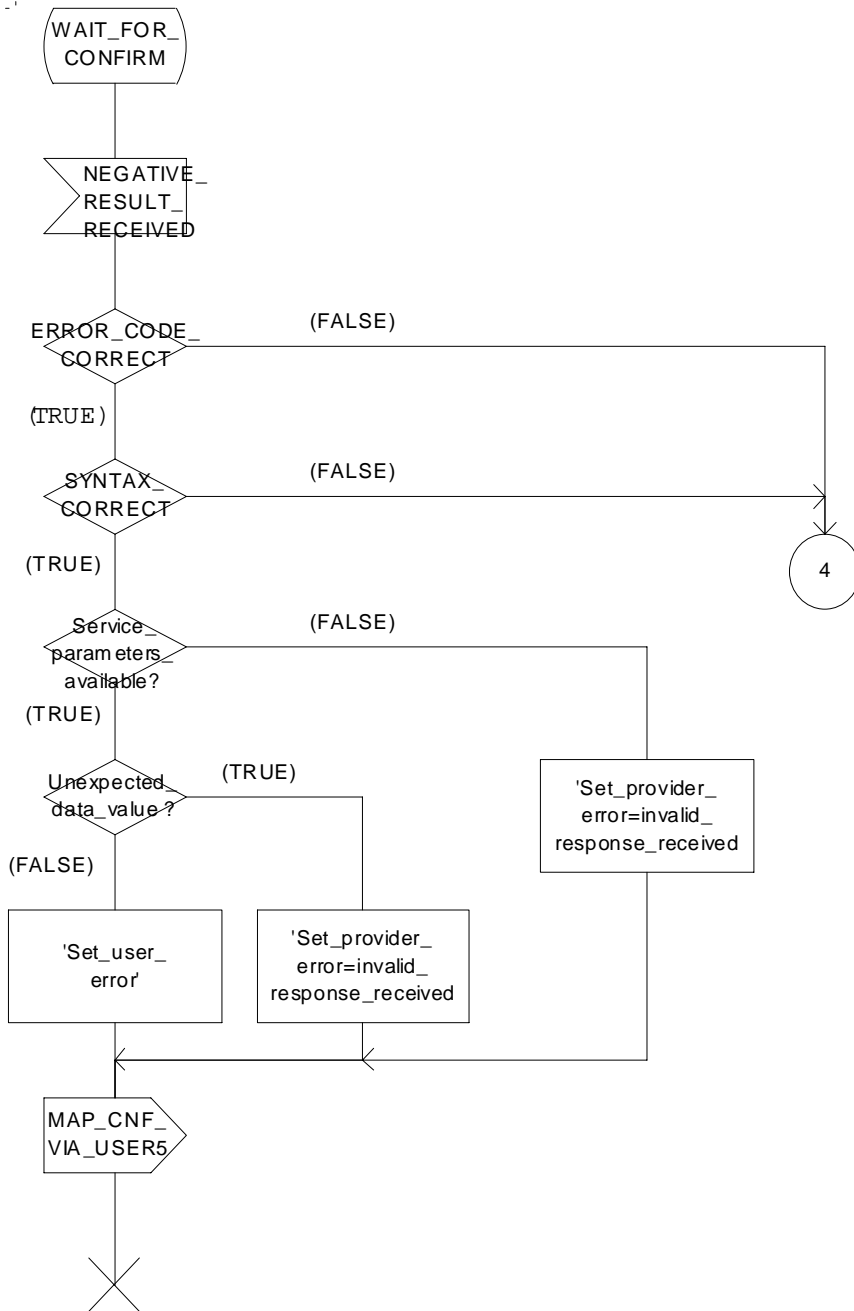


Figure 16.2/7 (sheet 3 of 4): Process REQUESTING_MAP_SSM

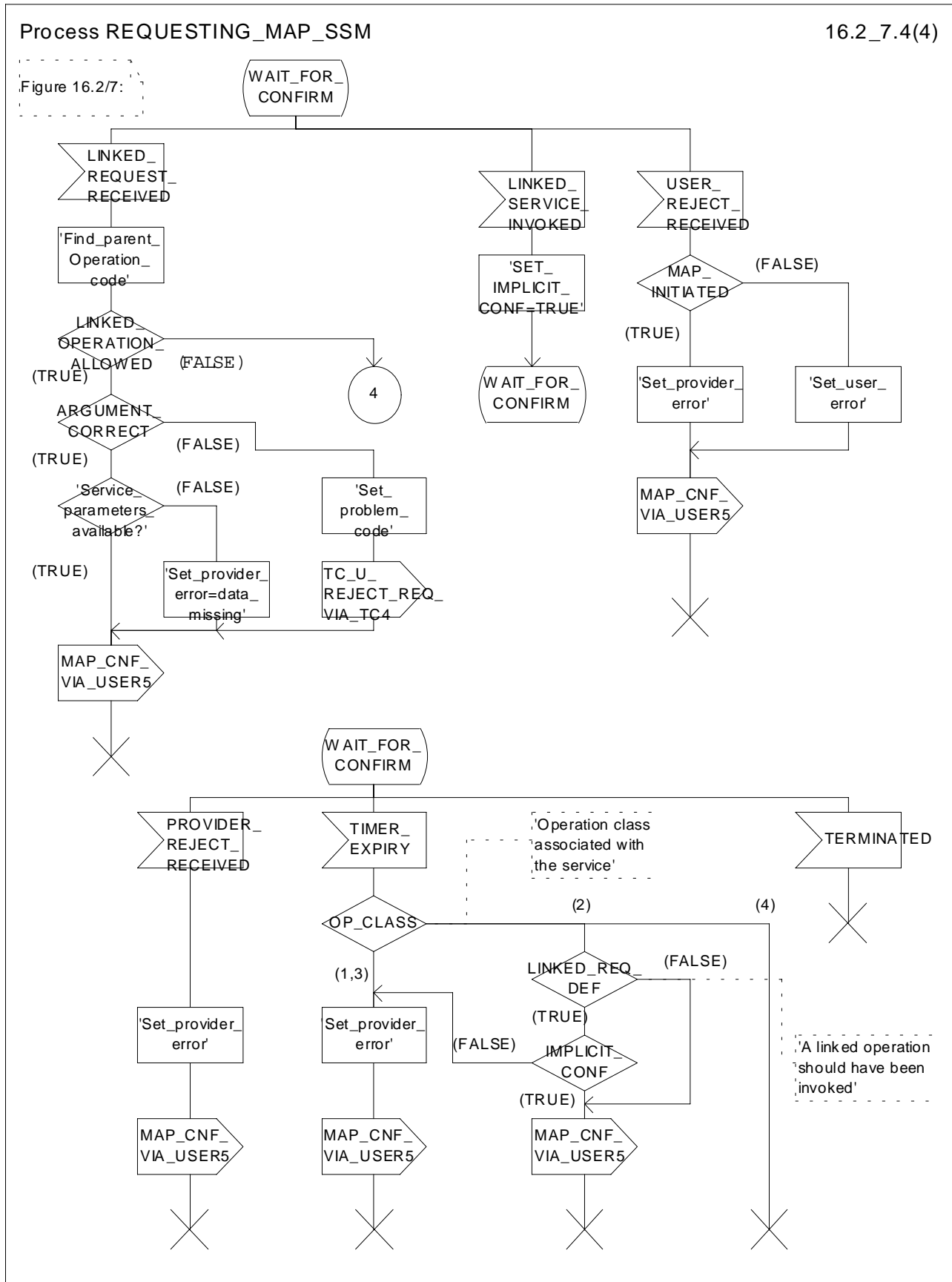


Figure 16.2/7 (sheet 4 of 4): Process REQUESTING_MAP_SSM

17 Abstract syntax of the MAP protocol

17.1 General

This subclause specifies the Abstract Syntaxes for the Mobile Application Part as well as the associated set of Operations and Errors, using the Abstract Syntax Notation One (ASN.1), defined in CCITT Recommendation X.208 (1988) or X.680 (1994) with additions as defined in subclause 17.1.4 on Compatibility Considerations and the OPERATION and ERROR external MACROS, defined in CCITT Recommendation Q.773.

The Abstract Syntax is defined for all interfaces specified in subclause 4.4 except for the A- and B-interfaces.

The Mobile Application Part protocol is defined by two Abstract Syntaxes:

- one Abstract Syntax which encompass all Operations; and
- Errors identified by the various MAP subsystem numbers.

This Abstract Syntax represents the set of values each of which is a value of the ASN.1 type TCAPMessages.MessageType as defined in CCITT Recommendation Q.773 with the ANY DEFINED BY sections resolved by the operation and error codes included in the ASN.1 module MAP-Protocol. However, only the subset of this abstract syntax which is required by the procedures defined for an entity needs to be supported:

- one Abstract Syntax identified by the OBJECT IDENTIFIER value MAP-DialogueInformation.map-DialogueAS.

This Abstract Syntax represents the set of values each of which is a value of the ASN.1 type MAP-DialogueInformation.MAP-DialoguePDU. Such a value of the ASN.1 single-ASN.1-type element is contained within the user-information element of the TCAPMessages.DialoguePortion ASN.1 type. This Abstract Syntax name is to be used as a direct reference.

17.1.1 Encoding rules

The encoding rules which are applicable to the defined Abstract Syntaxes are the Basic Encoding Rules for Abstract Syntax Notation One, defined in CCITT Recommendation X.690 with the same exceptions as in CCITT Recommendation Q.773 subclause 4 Message Representation.

When the definite form is used for length encoding, a data value of length less than 128 octets must have the length encoded in the short form.

When the long form is employed to code a length, the minimum number of octets shall be used to code the length field.

OCTET STRING values and BIT STRING values must be encoded in a primitive form.

There is no restriction to the use of empty constructors (e.g. an empty SEQUENCE type). That is, the encoding of the content of any data value shall consist of zero, one or more octets.

17.1.2 Use of TC

The mapping of OPERATION and ERROR to TC components is defined in ETS 300 287 (version 2) which is based on CCITT Recommendation Q.773 (1992).

NOTE 1: The class of an operation is not stated explicitly but is specified as well in the ASN.1 operation type definition.

Class 1: RESULT and ERROR appear in ASN.1 operation type definition.

Class 2: only ERROR appears in ASN.1 operation type definition.

Class 3: only RESULT appears in ASN.1 operation type definition.

Class 4: both RESULT and ERROR do not appear in ASN.1 operation type definition.

The ASN.1 data type which follows the keywords "ARGUMENT", "PARAMETER" or "RESULT" (for OPERATION and ERROR) is always optional from a syntactic point of view. However, except when specifically mentioned with the ASN.1 comment «-- optional», the «parameter» part of a component has to be considered as mandatory from a semantic point of view.

When an optional element is missing in an invoke component or in an inner data structure while it is required by the context, an error component is returned if specified in the operation type; the associated type of error is DataMissing. This holds also when the entire parameter of an invoke component is missing while it is required by the context.

NOTE 2: When a mandatory element is missing in the parameter or inner data structure of any component, a reject component is returned (if the dialogue still exists). The problem code to be used is "Mistyped parameter".

The Timer Values used in the operation type definitions are indicated as ASN.1 comments. The Timer Value Ranges are:

s = from 3 seconds to 10 seconds;

m = from 15 seconds to 30 seconds;

ml = from 1 minute to 10 minutes;

l = from 28 hours to 38 hours.

17.1.2.1 Use of Global Operation and Error codes defined outside MAP

An entity supporting an application context greater than 2 shall be capable of receiving an operation or error code, within an application context defined in GSM 09.02, encoded as either an Object Identifier (as defined in CCITT Recommendation X.690 (1994)) or an integer value (as defined in subclause 17.5). Related restrictions regarding the use of Object Identifiers are as follows:

- The length of the Object Identifier shall not exceed 16 octets and the number of components of the Object Identifier shall not exceed 16.
- Object Identifiers shall be used only for operations or errors defined outside of GSM 09.02.
- Global error codes may be sent only in response to a global operation. If a standard operation is received then a global error code shall not be sent in response.

Handling of an unknown operation codes by the receiving entity is defined in subclause 15.1.1.

17.1.3 Use of information elements defined outside MAP

An information element or a set of information elements (messages) transparently carried in the Mobile Application Part but defined in other recommendations/technical specifications are handled in one of the following ways:

- i) The contents of each information element (without the octets encoding the identifier and the length in the recommendation/technical specification where it is defined) is carried as the value of an ASN.1 NamedType derived from the OCTET STRING data type. Additionally, the internal structure may be explained by means of comments. In case of misalignment the referred to recommendation/technical specification takes precedence.
- ii) The complete information element (including the octets encoding the identifier and the length in the recommendation/technical specification where it is defined) or set of information elements and the identity of the associated protocol are carried as the value of the ExternalSignalInfo data type defined in the present document. Where more than one information element is carried, the information elements are sent contiguously with no filler octets between them.

17.1.4 Compatibility considerations

The following ASN.1 modules conform to CCITT Recommendation X.208 (1988) or X.680 (1994) (the only module which makes use of X.680 is MAP-ExtensionDataTypes), but in addition Ellipsis Notation ("..." - notation) is used as described in ITU-T Recommendation X.680 Amendment 1 (1995) wherever future protocol extensions are foreseen.

The "..." construct applies only to SEQUENCE and ENUMERATED data types. An entity supporting a version greater than 1 shall not reject an unsupported extension following "..." of that SEQUENCE or ENUMERATED data type. The Encoding Rules from subclause 17.1.1 apply to every element of the whole Transfer Syntax especially to the ASN.1 type EXTERNAL.

The extension container "privateExtensionList" is defined in this specification in order to carry extensions which are defined outside this specification. Private extensions can be defined by, for example, network operators, manufacturers, and regional standardisation bodies.

Private extensions shall:

- 1) if included in operations of an AC of V2, follow the extension marker and be tagged using PRIVATE tags up to and including 29.

NOTE: This type of extension is in most cases used only within a PLMN.

- 2) if included in operations of an AC of V3 or higher: be included only in the Private Extension Container that is defined in the specification.

NOTE: This type of extension can be used between PLMNs.

Private extensions shall not be included in v2 supplementary service operations.

Private extensions shall not be included within user error for RegisterCCEnter and EraseCCEnter operations.

PCS extensions shall be included in the PCS Extension Container that is defined in this specification.

In order to improve extensibility, a few error parameters have been defined as a CHOICE between the version 2 description and a SEQUENCE including the version 2 description and an extension container. Operations used in a v2-application-context must consider only the first alternative while operations used in a vn-application-context (n>2) must consider only the second alternative.

17.1.5 Structure of the Abstract Syntax of MAP

For each MAP parameter which has to be transferred by a MAP Protocol Data Unit (MAP message), there is a PDU field (an ASN.1 NamedType) whose ASN.1 identifier has the same name as the corresponding parameter, except for the differences required by the ASN.1 notation (blanks between words are removed or replaced by hyphen, the first letter of the first word is lower-case and the first letter of the following words are capitalised, e.g. "no reply condition time" is mapped to "noReplyConditionTime"). Additionally some words may be abbreviated as follows:

bs basic service
ch call handling
cug closed user group
ho handover
ic incoming call
id identity
info information
mm mobility management
lcs location services
ms mobile service
oc outgoing call

om operation & maintenance
pw Password
sm short message service
ss supplementary service

The MAP protocol is composed of several ASN.1 modules dealing with either operations, errors, data types, and, if applicable, split into those dealing with mobile services, call handling services, supplementary services and short message services. For operations and errors no values are assigned, but only the operation and error types in order to allow use of the defined types also by other protocols (e.g. GSM 04.80). The values (operation codes and error codes) are defined in a separate module. The ASN.1 source lines are preceded by line-numbers at the left margin in order to enable the usage of the cross-reference in annex A.

The module containing the definition of the operation packages for MAP is:

1. MAP-OperationPackages.

The module containing the definition of the application contexts for MAP is:

2. MAP-ApplicationContexts.

The module containing the data types for the Abstract Syntax to be used for TCAPMessages.DialoguePortion for MAP is:

3. MAP-DialogueInformation.

The module containing the operation codes and error codes for MAP is:

4. MAP-Protocol.

The modules containing all operation type definitions for MAP are:

5. MAP-MobileServiceOperations;
6. MAP-OperationAndMaintenanceOperations;
7. MAP-CallHandlingOperations;
8. MAP-SupplementaryServiceOperations;
9. MAP-ShortMessageServiceOperations;
10. MAP-Group-Call-Operations.
11. MAP-LocationServiceOperations

The module containing all error type definitions for MAP is:

12. MAP-Errors.

Modules containing all data type definitions for MAP are:

13. MAP-MS-DataTypes;
14. MAP-OM-DataTypes;
15. MAP-CH-DataTypes;
16. MAP-SS-DataTypes;
17. MAP-SS-Code;
18. MAP-SM-DataTypes;
19. MAP-ER-DataTypes;
20. MAP-CommonDataTypes;

- 21. MAP-TS-Code;
- 22. MAP-BS-Code;
- 23. MAP-ExtensionDataTypes;
- 24. MAP-GR-DataTypes;
- 25. MAP-LCS-DataTypes.

References are made also to modules defined outside of the present document. They are defined in the technical specification Mobile Services Domain and technical specification Transaction Capability respectively:

MobileDomainDefinitions;

TCAPMessages;

DialoguePDUs.

17.1.6 Application Contexts

The following informative table lists the latest versions of the Application Contexts used in this specification, with the operations used by them and, where applicable, whether or not the operation description is exactly the same as for previous versions. Information in 17.6 & 17.7 relates only to the ACs in this table.

AC Name	AC Version	Operations Used	Comments
locationCancellationContext	v3	cancelLocation	
equipmentMngtContext	v2	checkIMEI	
imsiRetrievalContext	v2	sendIMSI	
infoRetrievalContext	v3	sendAuthenticationInfo	
interVlrInfoRetrievalContext	v3	sendIdentification	
handoverControlContext	v3	prepareHandover forwardAccessSignalling sendEndSignal processAccessSignalling prepareSubsequentHandover	the syntax of this operation has been extended in comparison with release 98 version
mwdMngtContext	v3	readyForSM	
msPurgingContext	v3	purgeMS	
shortMsgAlertContext	v2	alertServiceCentre	
resetContext	v2	reset	
networkUnstructuredSsContext	v2	processUnstructuredSS-Request unstructuredSS-Request unstructuredSS-Notify	
tracingContext	v3	activateTraceMode deactivateTraceMode	
networkFunctionalSsContext	v2	registerSS eraseSS activateSS deactivateSS registerPassword interrogateSS getPassword	
shortMsgMO-RelayContext	v3	mo-forwardSM	
shortMsgMT-RelayContext	v3	mt-forwardSM	
shortMsgGatewayContext	v3	sendRoutingInfoForSM reportSM-DeliveryStatus InformServiceCentre	the syntax of this operation has been extended in comparison with release 96 version
networkLocUpContext	v3	updateLocation forwardCheckSs-Indication restoreData insertSubscriberData activateTraceMode	the syntax is the same in v1 & v2
gprsLocationUpdateContext	v3	updateGprsLocation	

AC Name	AC Version	Operations Used	Comments
		insertSubscriberData activateTraceMode	
subscriberDataMngtContext	v3	insertSubscriberData deleteSubscriberData	
roamingNumberEnquiryContext	v3	provideRoamingNumber	
locationInfoRetrievalContext	v3	sendRoutingInfo	
gprsNotifyContext	v3	noteMsPresentForGprs	
gprsLocationInfoRetrievalContext	v3	sendRoutingInfoForGprs	
failureReportContext	v3	failureReport	
callControlTransferContext	v4	resumeCallHandling	
subscriberInfoEnquiryContext	v3	provideSubscriberInfo	
anyTimeEnquiryContext	v3	anyTimeInterrogation	
anyTimeInfoHandlingContext	v3	anyTimeSubscriptionInterrogation anyTimeModification	
ss-InvocationNotificationContext	v3	ss-InvocationNotification	
sIWFSAllocationContext	v3	provideSIWFSNumber sIWFSsignallingModify	
groupCallControlContext	v3	prepareGroupCall processGroupCallSignalling forwardGroupCallSignalling sendGroupCallEndSignal	
reportingContext	v3	setReportingState statusReport remoteUserFree	
callCompletionContext	v3	registerCC-Entry eraseCC-Entry	
istAlertingContext	v3	istAlert	
ImmediateTerminationContext	v3	istCommand	
locationSvcEnquiryContext	v3	provideSubscriberLocation subscriberLocationReport	
locationSvcGatewayContext	v3	sendRoutingInfoForLCS	
mm-EventReportingContext	v3	noteMM-Event	
subscriberDataModificationNotificationContext	v3	noteSubscriberDataModified	
authenticationFailureReportContext	v3	authenticationFailureReport	

NOTE (*): The syntax of the operations is not the same as in previous versions unless explicitly stated

17.2 Operation packages

17.2.1 General aspects

This subclause describes the operation-packages which are used to build the application-contexts defined in subclause 17.3.

Each operation-package is a specification of the roles of a pair of communicating objects (i.e. a pair of MAP-Providers), in terms of operations which they can invoke of each other.

The grouping of operations into one or several packages does not necessarily imply any grouping in terms of Application Service Elements.

The following ASN.1 MACRO is used to describe operation-packages in this subclause:

```

OPERATION-PACKAGE MACRO ::=
BEGIN
TYPE NOTATION ::= Symmetric | ConsumerInvokes SupplierInvokes |
empty
VALUE NOTATION ::= value(VALUE OBJECT IDENTIFIER)
Symmetric ::= "OPERATIONS" "{" OperationList "}"
ConsumerInvokes ::= "CONSUMER INVOKES" "{" OperationList "}"
SupplierInvokes ::= "SUPPLIER INVOKES" "{" OperationList "}" | empty
OperationList ::= Operation | OperationList "," Operation
Operation ::= value(OPERATION)
END

```

Since the application-context definitions provided in subclause 17.3 use only an informal description technique, only the type notation is used in the following subclauses to define operation-packages.

The following definitions are used throughout this subclause ($n \geq 2$):

- v1-only operation: An operation which shall be used only in v1 application-contexts;
- vn-only operation: An operation which shall be used only in vn application-contexts;
- v(n-1)-operation: An operation whose specification has not been modified since the MAP v(n-1) specifications or if the modifications are considered as not affecting v(n-1) implementations;
- v(n-1)-equivalent operation: The version of an operation which excludes all the information elements and errors which have been added since the MAP v(n-1) specification;
- vn-only package: An operation package which contains only vn-only operations;
- v(n-1)-package: An operation package which contains only v(n-1)- operations.

The names of vn-packages are suffixed by "-vn" where $n \geq 2$.

For each operation package which is not vn-only ($n \geq 2$) and which does not include only v(n-1)-operations, there is a v(n-1)-equivalent package. Except when a definition is explicitly provided in the following subclauses, the v(n-1)-equivalent package includes the v(n-1)-equivalent operations of the operations which belong to this package.

17.2.2 Packages specifications

17.2.2.1 Location updating

This operation package includes the operations required for location management procedures between HLR and VLR.

```

LocationUpdatingPackage-v3 ::= OPERATION-PACKAGE
-- Supplier is HLR if Consumer is VLR
CONSUMER INVOKES {
    updateLocation}
SUPPLIER INVOKES {
    forwardCheckSs-Indication}

```

The v1-equivalent and v2-equivalent packages can be determined according to the rules described in subclause 17.2.1.

17.2.2.2 Location cancellation

This operation package includes the operations required for location cancellation and MS purging procedures between HLR and VLR and between HLR and SGSN.

```

LocationCancellationPackage-v3 ::= OPERATION-PACKAGE
-- Supplier is VLR or SGSN if Consumer is HLR
CONSUMER INVOKES {
    cancelLocation}

```

The v1-equivalent and v2-equivalent packages can be determined according to the rules described in subclause 17.2.1.

17.2.2.3 Roaming number enquiry

This operation package includes the operations required for roaming number enquiry procedures between HLR and VLR.

```
RoamingNumberEnquiryPackage-v3 ::= OPERATION-PACKAGE
-- Supplier is VLR if Consumer is HLR
CONSUMER INVOKES {
    provideRoamingNumber}
```

The v1-equivalent and v2-equivalent packages can be determined according to the rules described in subclause 17.2.1.

17.2.2.4 Information retrieval

This operation package includes the operation required for the authentication information retrieval procedure between HLR and VLR and between HLR and SGSN.

```
InfoRetrievalPackage-v3 ::= OPERATION-PACKAGE
-- Supplier is HLR if Consumer is VLR
-- Supplier is HLR if Consumer is SGSN
CONSUMER INVOKES {
    sendAuthenticationInfo}
```

The v2-equivalent package is defined as follows:

```
InfoRetrievalPackage-v2 ::= OPERATION-PACKAGE
-- Supplier is HLR if Consumer is VLR
-- Supplier is HLR if Consumer is SGSN
CONSUMER INVOKES {
    sendAuthenticationInfo}
```

The v1-equivalent package is defined as follows:

```
InfoRetrievalPackage-v1 ::= OPERATION-PACKAGE
-- Supplier is HLR or VLR if Consumer is VLR
-- Supplier is HLR if Consumer is SGSN
CONSUMER INVOKES {
    sendParameters}
```

17.2.2.5 Inter-VLR information retrieval

This operation package includes the operations required for inter VLR information retrieval procedures.

```
InterVlrInfoRetrievalPackage-v3 ::= OPERATION-PACKAGE
-- Supplier is VLR if Consumer is VLR
CONSUMER INVOKES {
    sendIdentification}
```

The v2-equivalent package is defined as follows:

```
InterVlrInfoRetrievalPackage-v2 ::= OPERATION-PACKAGE
-- Supplier is VLR if Consumer is VLR
CONSUMER INVOKES {
    sendIdentification}
```

The v1-equivalent package is : InfoRetrievalPackage-v1.

17.2.2.6 IMSI retrieval

This operation package includes the operation required for the IMSI retrieval procedure between HLR and VLR.

```
IMSIRetrievalPackage-v2 ::= OPERATION-PACKAGE
-- Supplier is HLR if Consumer is VLR
CONSUMER INVOKES {
    sendIMSI}
```

This package is v2 only.

17.2.2.7 Call control transfer

This operation package includes the operation required for the call control transfer procedure between VMSC and GMSC.

```

CallControlTransferPackage-v4 ::= OPERATION-PACKAGE
  -- Supplier is GMSC if Consumer is VMSC
  CONSUMER INVOKES {
    resumeCallHandling}

```

The v3-equivalent package can be determined according to the rules described in subclause 17.2.1.

17.2.2.8 - 17.2.2.9 Void

17.2.2.10 Interrogation

This operation package includes the operations required for interrogation procedures between MSC and HLR or NPLR.

```

InterrogationPackage-v3 ::= OPERATION-PACKAGE
  -- Supplier is HLR or NPLR if Consumer is MSC
  CONSUMER INVOKES {
    sendRoutingInfo}

```

The v1-equivalent and v2-equivalent packages can be determined according to the rules described in subclause 17.2.1.

17.2.2.11 Void

17.2.2.12 Handover Control

This operation package includes the operations required for handover procedures between MSCs.

```

HandoverControlPackage-v3 ::= OPERATION-PACKAGE
  -- Supplier is MSCB if Consumer is MSCA
  CONSUMER INVOKES {
    prepareHandover,
    forwardAccessSignalling}
  SUPPLIER INVOKES {
    sendEndSignal,
    processAccessSignalling,
    prepareSubsequentHandover}

```

The v2-equivalent package can be determined according to the rules described in subclause 17.2.1.

The v1-equivalent package is defined as follows.

```

HandoverControlPackage-v1 ::= OPERATION-PACKAGE
  -- Supplier is MSCB if Consumer is MSCA
  CONSUMER INVOKES {
    performHandover,
    forwardAccessSignalling,
    traceSubscriberActivity}
  SUPPLIER INVOKES {
    sendEndSignal,
    noteInternalHandover,
    processAccessSignalling,
    performSubsequentHandover}

```

17.2.2.13 Subscriber Data management stand alone

This operation package includes the operations required for stand alone subscriber data management procedures between HLR and VLR or between HLR and SGSN.

```

SubscriberDataMngtStandAlonePackage-v3 ::= OPERATION-PACKAGE
  -- Supplier is VLR or SGSN if Consumer is HLR
  CONSUMER INVOKES {
    insertSubscriberData,
    deleteSubscriberData}

```

The v1-equivalent and v2-equivalent packages can be determined according to the rules described in subclause 17.2.1.

17.2.2.14 Equipment management

This operation package includes the operations required for equipment management procedures between EIR and MSC or between EIR and SGSN.

```
EquipmentMngtPackage-v2 ::= OPERATION-PACKAGE
-- Supplier is EIR if Consumer is MSC
-- Supplier is EIR if Consumer is SGSN
CONSUMER INVOKES {
    checkIMEI}
```

The v1-equivalent package can be determined according to the rules described in subclause 17.2.1.

17.2.2.15 Subscriber data management

This operation package includes the operations required for subscriber data management procedures between HLR and VLR or between HLR and SGSN.

```
SubscriberDataMngtPackage-v3 ::= OPERATION-PACKAGE
-- Supplier is VLR or SGSN if Consumer is HLR
CONSUMER INVOKES {
    insertSubscriberData}
```

The v1-equivalent and v2-equivalent packages can be determined according to the rules described in subclause 17.2.1.

17.2.2.16 Location register restart

This operation package includes the operations required for location register restart procedures between HLR and VLR or between HLR and SGSN.

```
ResetPackage-v2 ::= OPERATION-PACKAGE
-- Supplier is VLR or SGSN if Consumer is HLR
CONSUMER INVOKES {
    reset}
```

The v1-equivalent package can be determined according to the rules described in subclause 17.2.1.

17.2.2.17 Tracing stand-alone

This operation package includes the operations required for stand alone tracing procedures between HLR and VLR or between HLR and SGSN.

```
TracingStandAlonePackage-v3 ::= OPERATION-PACKAGE
-- Supplier is VLR or SGSN if Consumer is HLR
CONSUMER INVOKES {
    activateTraceMode,
    deactivateTraceMode}
```

The v1-equivalent and v2-equivalent packages can be determined according to the rules described in subclause 17.2.1.

17.2.2.18 Functional SS handling

This operation package includes the operations required for functional supplementary services procedures between VLR and HLR.

```

FunctionalSsPackage-v2 ::= OPERATION-PACKAGE
  -- Supplier is HLR if Consumer is VLR
  CONSUMER INVOKES {
    registerSS,
    eraseSS,
    activateSS,
    deactivateSS,
    registerPassword,
    interrogateSS}
  SUPPLIER INVOKES {
    getPassword}

```

The v1-equivalent package can be determined according to the rules described in subclause 17.2.1.

17.2.2.19 Tracing

This operation package includes the operations required for tracing procedures between HLR and VLR or between HLR and SGSN.

```

TracingPackage-v3 ::= OPERATION-PACKAGE
  -- Supplier is VLR or SGSN if Consumer is HLR
  CONSUMER INVOKES {
    activateTraceMode}

```

The v1-equivalent and v2-equivalent packages can be determined according to the rules described in subclause 17.2.1.

17.2.2.20 Binding

This operation package includes the operation required to initialise a supplementary service procedure between VLR and HLR or between gsmSCF and HLR.

```

BindingPackage-v1 ::= OPERATION-PACKAGE
  -- Supplier is HLR if Consumer is VLR
  -- Supplier is gsmSCF if Consumer is HLR
  CONSUMER INVOKES {
    beginSubscriberActivity}

```

This package is v1 only.

17.2.2.21 Unstructured SS handling

This operation package includes the operations required for unstructured supplementary services procedures between VLR and HLR, between the HLR and the gsmSCF, and between HLR and HLR.

```

UnstructuredSsPackage-v2 ::= OPERATION-PACKAGE
  -- Supplier is HLR if Consumer is VLR
  -- Supplier is gsmSCF or HLR if Consumer is HLR
  CONSUMER INVOKES {
    processUnstructuredSS-Request}
  SUPPLIER INVOKES {
    unstructuredSS-Request,
    unstructuredSS-Notify}

```

The v1-equivalent package is defined as follows:

```

UnstructuredSsPackage-v1 ::= OPERATION-PACKAGE
  -- Supplier is HLR if Consumer is VLR
  -- Supplier is gsmSCF if Consumer is HLR
  CONSUMER INVOKES {
    processUnstructuredSS-Data}

```

17.2.2.22 MO Short message relay services

This operation package includes the operations required for short message relay service procedures between IWMSC and VMSC or between GMSC and MSC or between SGSN and IWMSC.

```

MOShortMsgRelayPackage-v3 ::= OPERATION-PACKAGE
  -- Supplier is IWMSC if Consumer is MSC
  -- Supplier is IWMSC if Consumer is SGSN
  CONSUMER INVOKES {
    MO-forwardSM}

```

The v2-equivalent package is defined as follows:

```

ShortMsgRelayPackage-v2 ::= OPERATION-PACKAGE
  -- Supplier is IWMSC if Consumer is MSC
  -- Supplier is MSC or SGSN if Consumer is GMSC
  -- Supplier is IWMSC if Consumer is SGSN
  CONSUMER INVOKES {
    forwardSM}

```

The v1-equivalent package can be determined according to the rules described in subclause 17.2.1.

17.2.2.23 Short message gateway services

This operation package includes the operations required for short message service gateway procedures between MSC and HLR.

```

ShortMsgGatewayPackage-v3 ::= OPERATION-PACKAGE
  -- Supplier is HLR if Consumer is GMSC
  CONSUMER INVOKES {
    sendRoutingInfoForSM,
    reportSM-DeliveryStatus}
  SUPPLIER INVOKES {
    informServiceCentre}

```

The v2-equivalent package can be determined according to the rules described in subclause 17.2.1.

The v1-equivalent package is defined as follows:

```

ShortMsgGatewayPackage-v1 ::= OPERATION-PACKAGE
  -- Supplier is HLR if Consumer is GMSC
  CONSUMER INVOKES {
    sendRoutingInfoForSM,
    reportSMDeliveryStatus}

```

17.2.2.24 MT Short message relay services

This operation package includes the operations required for short message relay service procedures between GMSC and MSC or between GMSC and SGSN.

```

MTShortMsgRelayPackage-v3 ::= OPERATION-PACKAGE
  -- Supplier is MSC or SGSN if Consumer is GMSC
  CONSUMER INVOKES {
    MT-forwardSM}

```

The v2-equivalent package is: **ShortMsgRelayPackage-v2**

17.2.2.25 Void

17.2.2.26 Message waiting data management

This operation package includes the operations required for short message waiting data procedures between HLR and VLR, between HLR and SGSN.

```
MwdMngtPackage-v3 ::= OPERATION-PACKAGE
-- Supplier is HLR if Consumer is SGSN
-- Supplier is HLR if Consumer is VLR
CONSUMER INVOKES {
    readyForSM}
```

The v2-equivalent package can be determined according to the rules described in subclause 17.2.1.

The v1-equivalent package is defined as follows:

```
MwdMngtPackage-v1 ::= OPERATION-PACKAGE
-- Supplier is HLR if Consumer is VLR
CONSUMER INVOKES {
    noteSubscriberPresent}
```

17.2.2.27 Alerting

This operation package includes the operations required for alerting between HLR and IWMSC.

```
AlertingPackage-v2 ::= OPERATION-PACKAGE
-- Supplier is IWMSC if Consumer is HLR
CONSUMER INVOKES {
    alertServiceCentre}
```

The v1-equivalent package is defined as follows.

```
AlertingPackage-v1 ::= OPERATION-PACKAGE
-- Supplier is IWMSC if Consumer is HLR
CONSUMER INVOKES {
    alertServiceCentreWithoutResult}
```

17.2.2.28 Data restoration

This operation package includes the operations required for VLR data restoration between HLR and VLR.

```
DataRestorationPackage-v3 ::= OPERATION-PACKAGE
-- Supplier is HLR if Consumer is VLR
CONSUMER INVOKES {
    restoreData}
```

The v2-equivalent package can be determined according to the rules described in subclause 17.2.1.

The v1-equivalent package is: InfoRetrievalPackage-v1

17.2.2.29 Purging

This operation package includes the operations required for purging between HLR and VLR or between HLR and SGSN.

```
PurgingPackage-v3 ::= OPERATION-PACKAGE
-- Supplier is HLR if Consumer is VLR
-- Supplier is HLR if Consumer is SGSN
CONSUMER INVOKES {
    purgeMS}
```

The v2-equivalent package can be determined according to the rules described in subclause 17.2.1.

17.2.2.30 Subscriber information enquiry

This operation package includes the operations required for subscriber information enquiry procedures between HLR and VLR.

```
SubscriberInformationEnquiryPackage-v3 ::= OPERATION-PACKAGE
-- Supplier is VLR if Consumer is HLR
CONSUMER INVOKES {
    provideSubscriberInfo}
```

This package is v3 only.

17.2.2.31 Any time information enquiry

This operation package includes the operations required for any time information enquiry procedures between gsmSCF and HLR or GMLC.

```
AnyTimeInformationEnquiryPackage-v3 ::= OPERATION-PACKAGE
-- Supplier is HLR or GMLC if Consumer is gsmSCF
CONSUMER INVOKES {
    anyTimeInterrogation}
```

This package is v3 only.

17.2.2.32 Group Call Control

This operation package includes the operations required for group call and broadcast call procedures between MSCs.

```
GroupCallControlPackage-v3 ::= OPERATION-PACKAGE
-- Supplier is relay MSC if Consumer is anchor MSC
CONSUMER INVOKES {
    prepareGroupCall,
    forwardGroupCallSignalling}
SUPPLIER INVOKES {
    sendGroupCallEndSignal,
    processGroupCallSignalling}
```

This package is v3 only.

17.2.2.33 Provide SIWFS number

This operation package includes the operations required between VMSC and SIWF for requesting resources from an SIWF.

```
ProvideSIWFSNumberPackage-v3 ::= OPERATION-PACKAGE
-- Supplier is SIWF if Consumer is VMSC
CONSUMER INVOKES {
    provideSIWFSNumber}
```

This package is v3 only.

17.2.2.34 SIWFS Signalling Modify

This operation package includes the operations required for the modification of the resources in an SIWF between the VMSC and SIWF.

```
SIWFSSignallingModifyPackage-v3 ::= OPERATION-PACKAGE
-- Supplier is SIWF if Consumer is VMSC
CONSUMER INVOKES {
    siWFSSignallingModify}
```

This package is v3 only.

17.2.2.35 Gprs location updating

This operation package includes the operations required for the gprs location management procedures between HLR and SGSN.

```
GprsLocationUpdatingPackage-v3 ::= OPERATION-PACKAGE
-- Supplier is HLR if Consumer is SGSN
CONSUMER INVOKES {
    updateGprsLocation}
```

This package is v3 only.

17.2.2.36 Gprs Interrogation

This operation package includes the operations required for interrogation procedures between HLR and GGSN.

```
GprsInterrogationPackage-v3 ::= OPERATION-PACKAGE
-- Supplier is HLR if Consumer is GGSN
CONSUMER INVOKES {
    sendRoutingInfoForGprs}
```

This package is v3 only.

17.2.2.37 Failure reporting

This operation package includes the operations required for failure reporting between HLR and GGSN.

```
FailureReportingPackage-v3 ::= OPERATION-PACKAGE
-- Supplier is HLR if Consumer is GGSN
CONSUMER INVOKES {
    failureReport}
```

This package is v3 only.

17.2.2.38 GPRS notifying

This operation package includes the operations required for notifying that GPRS subscriber is present between HLR and GGSN.

```
GprsNotifyingPackage-v3 ::= OPERATION-PACKAGE
-- Supplier is GGSN if Consumer is HLR
CONSUMER INVOKES {
    noteMsPresentForGprs}
```

This package is v3 only.

17.2.2.39 Supplementary Service invocation notification

This operation package includes the operations required for Supplementary Service invocation notification procedures between the MSC and the gsmSCF and between the HLR and the gsmSCF.

```
SS-InvocationNotificationPackage-v3 ::= OPERATION-PACKAGE
-- Supplier is gsmSCF if Consumer is MSC
-- Supplier is gsmSCF if Consumer is HLR
CONSUMER INVOKES {
    ss-InvocationNotification}
```

This package is v3 only.

17.2.2.40 Set Reporting State

This operation package includes the operation required for procedures between HLR and VLR to set the reporting state.

```
SetReportingStatePackage-v3 ::= OPERATION-PACKAGE
-- Supplier is VLR if Consumer is HLR
CONSUMER INVOKES {
    setReportingState}
```

This package is v3 only.

17.2.2.41 Status Report

This operation package includes the operation required for procedures between VLR and HLR to report call results and events.

```
StatusReportPackage-v3 ::= OPERATION-PACKAGE
-- Supplier is HLR if Consumer is VLR
CONSUMER INVOKES {
    statusReport}
```

This package is v3 only.

17.2.2.42 Remote User Free

This operation package includes the operation required by the HLR to indicate to the VLR that the remote user is free.

```
RemoteUserFreePackage-v3 ::= OPERATION-PACKAGE
-- Supplier is VLR if Consumer is HLR
CONSUMER INVOKES {
    remoteUserFree}
```

This package is v3 only.

17.2.2.43 Call Completion

This operation package includes the operations required for procedures between VLR and HLR for subscriber control of call completion services.

```
CallCompletionPackage-v3 ::= OPERATION-PACKAGE
-- Supplier is HLR if Consumer is VLR
CONSUMER INVOKES {
    registerCC-Entry,
    eraseCC-Entry}
```

This package is v3 only.

17.2.2.44 Location service gateway services

This operation package includes the operations required for location service gateway procedures between GMLC and HLR.

```
LocationSvcGatewayPackage-v3 ::= OPERATION-PACKAGE
-- Supplier is HLR if Consumer is GMLC
CONSUMER INVOKES {
    sendRoutingInfoForLCS}
```

This package is v3 only.

17.2.2.45 Location service enquiry

This operation package includes the operations required for the location service enquiry procedures between GMLC and MSC.

```

LocationSvcEnquiryPackage-v3 ::= OPERATION-PACKAGE
  -- Supplier is MSC if Consumer is GMLC
  CONSUMER INVOKES {
    provideSubscriberLocation}
  SUPPLIER INVOKES {
    subscriberLocationReport}

```

This package is v3 only.

17.2.2.46 Void

17.2.2.47 Void

17.2.2.48 Void

17.2.2.49 IST Alerting

This operation package includes the operation required for alerting procedures between the MSC (Visited MSC or Gateway MSC) and HLR.

```

IST-AlertingPackage-v3 ::= OPERATION-PACKAGE
  -- Supplier is HLR if Consumer is VMSC
  -- Supplier is HLR if Consumer is GMSC
  CONSUMER INVOKES {
    istAlert}

```

This package is v3 only.

17.2.2.50 Service Termination

This operation package includes the operation required for immediate service termination procedures between the HLR and the Visited MSC or between the HLR and the Gateway MSC.

```

ServiceTerminationPackage-v3 ::= OPERATION-PACKAGE
  -- Supplier is VMSC or GMSC if Consumer is HLR
  CONSUMER INVOKES {
    istCommand}

```

This package is v3 only.

17.2.2.51 Mobility Management event notification

This operation package includes the operations required for Mobility Management event notification procedures between VLR and gsmSCF.

```

MM-EventReportingPackage-v3 ::= OPERATION-PACKAGE
  -- Supplier is gsmSCF if Consumer is VLR
  CONSUMER INVOKES {
    noteMM-Event}

```

This package is v3 only.

17.2.2.52 Any time information handling

This operation package includes the operations required for any time information handling procedures between gsmSCF and HLR.

```

AnyTimeInformationHandlingPackage-v3 ::= OPERATION-PACKAGE
  -- Supplier is HLR if Consumer is gsmSCF
  CONSUMER INVOKES {
    anyTimeSubscriptionInterrogation,
    anyTimeModification}

```

This package is v3 only.

17.2.2.53 Subscriber Data modification notification

This operation package includes the operations required for Subscriber Data modification notification procedures between HLR and gsmSCF.

```
SubscriberDataModificationNotificationPackage-v3 ::= OPERATION-PACKAGE
-- Supplier is gsmSCF if Consumer is HLR
CONSUMER INVOKES {
    noteSubscriberDataModified}
```

This package is v3 only.

17.2.2.54 Authentication Failure Report

This operation package includes the operation required for procedures between VLR and HLR or the SGSN and the HLR for reporting of authentication failures.

```
AuthenticationFailureReportPackage-v3 ::= OPERATION-PACKAGE
-- Supplier is HLR if Consumer is VLR
-- Supplier is HLR if Consumer is SGSN
CONSUMER INVOKES {
    authenticationFailureReport}
```

This package is v3 only.

17.3 Application contexts

17.3.1 General aspects

An application-context is assigned for each dialogue established by a MAP-user. In the present document each application-context is assigned a name which is supplied in the MAP-OPEN Req primitive by the MAP-User and transmitted to the peer under certain circumstances.

The following ASN.1 MACRO is used to describe the main aspects of application-contexts in the following subclauses:

```
APPLICATION-CONTEXT MACRO ::=
BEGIN
TYPE NOTATION ::= Symmetric | InitiatorConsumerOf
ResponderConsumerOf | empty
VALUE NOTATION ::= value(VALUE OBJECT IDENTIFIER)
Symmetric ::= "OPERATIONS OF" "{" PackageList "}"
InitiatorConsumerOf ::= "INITIATOR CONSUMER OF" "{" PackageList "}"
ResponderConsumerOf ::= "RESPONDER CONSUMER OF" "{" PackageList "}"
| empty
PackageList ::= Package | PackageList "," Package
Package ::= value(OPERATION-PACKAGE)
| type -- shall reference a package type
END
```

The following definitions are used throughout this subclause:

- v1-application-context: An application-context which contains only v1-packages and uses only TC v1 facilities;
- v1 context set: the set of v1-application-contexts defined in the present document.
- vn-application-context (n>=2): An application-context which contains only vn-packages;

The names of v1-application-contexts are suffixed by "-v1" while other names are suffixed by "-vn" where n>=2.

Application-contexts which do not belong to the v1 context set use v2 TC facilities.

The last component of each application-context-name (i.e. the last component of the object identifier value) assigned to an application-context which belongs to the v1 context set indicates explicitly "version1".

For each application-context which does not belong to the "v1 context set" there is a v1-equivalent application context. This is a v1-application-context which includes the v1-equivalents of the packages included in the original context.

Each application-context uses the abstract-syntax associated with the operation-packages it includes and uses the transfer-syntax derived from it by applying the encoding rules defined in subclause 17.1.1.

ACs which do not belong to the v1 context set require the support of the abstract-syntax identified by the object identifier value: MAP-DialogueInformation.map-Dialogue-AS defined in subclause 17.4.

17.3.2 Application context definitions

17.3.2.1 Void

17.3.2.2 Location Updating

This application context is used between HLR and VLR for location updating procedures.

```
networkLocUpContext-v3 APPLICATION-CONTEXT
-- Responder is HLR if Initiator is VLR
INITIATOR CONSUMER OF {
    LocationUpdatingPackage-v3,
    DataRestorationPackage-v3}
RESPONDER CONSUMER OF {
    SubscriberDataMngtPackage-v3
    TracingPackage-v3}
 ::= {map-ac networkLocUp(1) version3(3)}
```

The following application-context-name is assigned to the v2-equivalent application-context:

```
{map-ac networkLocUp(1) version2(2)}
```

The following application-context-name is assigned to the v1-equivalent application-context:

```
{map-ac networkLocUp(1) version1(1)}
```

17.3.2.3 Location Cancellation

This application context is used between HLR and VLR or between HLR and SGSN for location cancellation procedures. For the HLR - SGSN interface only version 3 of this application context is applicable.

```
locationCancellationContext-v3 APPLICATION-CONTEXT
-- Responder is VLR or SGSN if Initiator is HLR
INITIATOR CONSUMER OF {
    LocationCancellationPackage-v3}
 ::= {map-ac locationCancel(2) version3(3)}
```

The following application-context-name is assigned to the v2-equivalent application-context:

```
map-ac locationCancel(2) version2(2)
```

The following application-context-name is assigned to the v1-equivalent application-context:

```
map-ac locationCancel(2) version1(1)
```

17.3.2.4 Roaming number enquiry

This application context is used between HLR and VLR for roaming number enquiry procedures.

```

roamingNumberEnquiryContext-v3 APPLICATION-CONTEXT
  -- Responder is VLR if Initiator is HLR
  INITIATOR CONSUMER OF {
    RoamingNumberEnquiryPackage-v3}
  ::= {map-ac roamingNbEnquiry(3) version3(3)}

```

The following application-context-name is assigned to the v2-equivalent application-context:

```
{map-ac roamingNbEnquiry(3) version2(2)}
```

The following application-context-name is assigned to the v1-equivalent application-context:

```
{map-ac roamingNbEnquiry(3) version1(1)}
```

17.3.2.5 Void

17.3.2.6 Location Information Retrieval

This application context is used between GMSC and HLR or between GMSC and NPLR when retrieving location information. For the GMSC - NPLR interface version 1, version 2 and version 3 of this application context are applicable.

```

locationInfoRetrievalContext-v3 APPLICATION-CONTEXT
  -- Responder is HLR or NPLR if Initiator is GMSC
  INITIATOR CONSUMER OF {
    InterrogationPackage-v3}
  ::= {map-ac locInfoRetrieval(5) version3(3)}

```

The following application-context-name is assigned to the v2-equivalent application-context:

```
{map-ac locInfoRetrieval(5) version2(2)}
```

The following application-context-name is assigned to the v1-equivalent application-context:

```
{map-ac locInfoRetrieval(5) version1(1)}
```

17.3.2.7 Call control transfer

This application context is used for the call control transfer procedure between the VMSC and the GMSC.

```

callControlTransferContext-v4 APPLICATION-CONTEXT
  -- Responder is GMSC if Initiator is VMSC
  INITIATOR CONSUMER OF {
    CallControlTransferPackage-v4}
  ::= {map-ac callControlTransfer(6) version4(4)}

```

The following application-context-name is assigned to the v3-equivalent application-context:

```
{map-ac callControlTransfer(6) version3(3)}
```

17.3.2.8 - 17.3.2.10 Void

17.3.2.11 Location registers restart

This application context is used between HLR and VLR or between HLR and SGSN for location register restart procedures. For the HLR - SGSN interface version 1 and version 2 of this application context are applicable.

```

resetContext-v2 APPLICATION-CONTEXT
  -- Responder is VLR or SGSN if Initiator is HLR
  INITIATOR CONSUMER OF {
    ResetPackage-v2}
  ::= {map-ac reset(10) version2(2)}

```

The following application-context-name is assigned to the v1-equivalent application-context:

```
{map-ac reset(10) version1(1)}
```

17.3.2.12 Handover control

This application context is used for handover procedures between MSCs.

```
handoverControlContext-v3 APPLICATION-CONTEXT
-- Responder is MSCB if Initiator is MSCA
INITIATOR CONSUMER OF {
    HandoverControlPackage-v3}
 ::= {map-ac handoverControl(11) version3(3)}
```

The following application-context-name is assigned to the v2-equivalent application-context:

```
{map-ac handoverControl(11) version2(2)}
```

The following application-context-name is assigned to the v1-equivalent application-context:

```
{map-ac handoverControl(11) version1(1)}
```

17.3.2.13 IMSI Retrieval

This application context is used for IMSI retrieval between HLR and VLR.

```
imsiRetrievalContext-v2 APPLICATION-CONTEXT
-- Responder is HLR if Initiator is VLR
INITIATOR CONSUMER OF {
    IMSIRetrievalPackage-v2}
 ::= {map-ac imsiRetrieval(26) version2(2)}
```

This application-context is v2 only.

17.3.2.14 Equipment Management

This application context is used for equipment checking between MSC and EIR or between SGSN and EIR. For the SGSN - EIR interface version 1 and version 2 of this application context are applicable:

```
equipmentMngtContext-v2 APPLICATION-CONTEXT
-- Responder is EIR if Initiator is MSC
-- Responder is EIR if Initiator is SGSN
INITIATOR CONSUMER OF {
    EquipmentMngtPackage-v2}
 ::= {map-ac equipmentMngt(13) version2(2)}
```

The following application-context-name is assigned to the v1-equivalent application-context:

```
{map-ac equipmentMngt(13) version1(1)}
```

17.3.2.15 Information retrieval

This application context is used for authentication information retrieval between HLR and VLR or between HLR and SGSN. For the HLR - SGSN interface version 1 and version 2 and version 3 of this application context are applicable.

```
infoRetrievalContext-v3 APPLICATION-CONTEXT
-- Responder is HLR if Initiator is VLR
-- Responder is HLR if Initiator is SGSN
INITIATOR CONSUMER OF {
    InfoRetrievalPackage-v3}
 ::= {map-ac infoRetrieval(14) version3(3)}
```


The following application-context-name is assigned to the v2-equivalent application-context:

```
infoRetrievalContext-v2 APPLICATION-CONTEXT
-- Responder is HLR if Initiator is VLR
-- Responder is HLR if Initiator is SGSN
INITIATOR CONSUMER OF {
    InfoRetrievalPackage-v2}
 ::= {map-ac infoRetrieval(14) version2(2)}
```

The following application-context-name is assigned to the v1-equivalent application-context:

```
{map-ac infoRetrieval(14) version1(1)}
```

17.3.2.16 Inter-VLR information retrieval

This application context is used for information retrieval between VLRs.

```
interVlrInfoRetrievalContext-v3 APPLICATION-CONTEXT
-- Responder is VLR if Initiator is VLR
INITIATOR CONSUMER OF {
    InterVlrInfoRetrievalPackage-v3}
 ::= {map-ac interVlrInfoRetrieval(15) version3(3)}
```

The v2-equivalent application-context is:

```
interVlrInfoRetrievalContext-v2 APPLICATION-CONTEXT
-- Responder is VLR if Initiator is VLR
INITIATOR CONSUMER OF {
    InterVlrInfoRetrievalPackage-v2}
 ::= {map-ac interVlrInfoRetrieval(15) version2(2)}
```

The v1-equivalent application-context is:

```
{map-ac infoRetrieval(14) version1(1)}
```

17.3.2.17 Stand Alone Subscriber Data Management

This application context is used for stand alone subscriber data management between HLR and VLR or between HLR and SGSN. For the HLR - SGSN interface only version 3 of this application context is applicable:

```
subscriberDataMngtContext-v3 APPLICATION-CONTEXT
-- Responder is VLR or SGSN if Initiator is HLR
INITIATOR CONSUMER OF {
    SubscriberDataMngtStandAlonePackage-v3}
 ::= {map-ac subscriberDataMngt(16) version3(3)}
```

The following application-context-name is assigned to the v2-equivalent application-context:

```
{map-ac subscriberDataMngt(16) version2(2)}
```

The following application-context-name is assigned to the v1-equivalent application-context:

```
{map-ac subscriberDataMngt(16) version1(1)}
```

17.3.2.18 Tracing

This application context is used between HLR and VLR or between HLR and SGSN for stand alone tracing control procedures. For the HLR - SGSN interface version 1, version 2 and version 3 of this application context are applicable.

```
tracingContext-v3 APPLICATION-CONTEXT
-- Responder is VLR or SGSN if Initiator is HLR
INITIATOR CONSUMER OF {
    TracingStandAlonePackage-v3}
 ::= {map-ac tracing(17) version3(3)}
```

The following application-context-name is assigned to the v2-equivalent application-context:

```
{map-ac tracing(17) version2(2)}
```

The following application-context-name is assigned to the v1-equivalent application-context:

```
{map-ac tracing(17) version1(1)}
```

17.3.2.19 Network functional SS handling

This application context is used for functional-like SS handling procedures between VLR and HLR.

```
networkFunctionalSsContext-v2 APPLICATION-CONTEXT
-- Responder is HLR, Initiator is VLR
INITIATOR CONSUMER OF {
    FunctionalSsPackage-v2}
::= {map-ac networkFunctionalSs(18) version2(2)}
```

The v1-equivalent application-context is defined as follows:

```
networkFunctionalSsContext-v1 APPLICATION-CONTEXT
-- Responder is HLR, Initiator is VLR
INITIATOR CONSUMER OF {
    FunctionalSsPackage-v1,
    UnstructuredSsPackage-v1,
    BindingPackage-v1}
::= {map-ac networkFunctionalSs(18) version1(1)}
```

17.3.2.20 Network unstructured SS handling

This application context is used for handling stimuli-like procedures between HLR and VLR, between the HLR and gsmSCF, and between HLR and HLR.

```
networkUnstructuredSsContext-v2 APPLICATION-CONTEXT
-- Responder is HLR, Initiator is VLR
-- Responder is VLR, Initiator is HLR
-- Responder is gsmSCF, Initiator is HLR
-- Responder is HLR, Initiator is gsmSCF
-- Responder is HLR, Initiator is HLR
OPERATIONS OF {
    UnstructuredSsPackage-v2}
::= {map-ac networkUnstructuredSs(19) version2(2)}
```

The following application-context-name is assigned to the v1-equivalent application-context:

```
{map-ac networkFunctionalSs(18) version1(1)}
```

17.3.2.21 Short Message Gateway

This application context is used for short message gateway procedures.

```
shortMsgGatewayContext-v3 APPLICATION-CONTEXT
-- Responder is HLR if Initiator is GMSC
INITIATOR CONSUMER OF {
    ShortMsgGatewayPackage-v3}
::= {map-ac shortMsgGateway(20) version3(3)}
```

The following application-context-name is assigned to the v2-equivalent application-context:

```
{map-ac shortMsgGateway(20) version2(2)}
```

The following application-context-name is assigned to the v1-equivalent application-context:

```
{map-ac shortMsgGateway(20) version1(1)}
```

17.3.2.22 Mobile originating Short Message Relay

This application context is used between MSC and IWMSC or between SGSN and IWMSC for mobile originating short message relay procedures. For the SGSN - IWMSC interface version 1, version 2 and version 3 of this application context are applicable.

```
shortMsgMO-RelayContext-v3 APPLICATION-CONTEXT
-- Responder is IWMSC if Initiator is MSC
-- Responder is IWMSC if Initiator is SGSN
INITIATOR CONSUMER OF {
    MShortMsgRelayPackage-v3}
::= {map-ac shortMsgMO-Relay(21) version3(3)}
```

The following application-context-name is assigned to the v2-equivalent application-context:

```
{map-ac shortMsgMO-Relay(21) version2(2)}
```

The following application-context-name is assigned to the v1-equivalent application-context:

```
{map-ac shortMsg-Relay(21) version1(1)}
```

17.3.2.23 Void

17.3.2.24 Short message alert

This application context is used for short message alerting procedures.

```
shortMsgAlertContext-v2 APPLICATION-CONTEXT
-- Responder is IWMSC if Initiator is HLR
INITIATOR CONSUMER OF {
    AlertingPackage-v2}
::= {map-ac shortMsgAlert(23) version2(2)}
```

The following application-context-name is symbolically assigned to the v1-equivalent application-context:

```
{map-ac shortMsgAlert(23) version1(1)}
```

17.3.2.25 Short message waiting data management

This application context is used between VLR and HLR or between SGSN and HLR for short message waiting data management procedures. For the SGSN - HLR interface only version 3 of this application context is applicable.

```
mwdMngtContext-v3 APPLICATION-CONTEXT
-- Responder is HLR if Initiator is SGSN
-- Responder is HLR if Initiator is VLR
INITIATOR CONSUMER OF {
    MwdMngtPackage-v3}
::= {map-ac mwdMngt(24) version3(3)}
```

The following application-context-name is assigned to the v2-equivalent application-context:

```
{map-ac mwdMngt(24) version2(2)}
```

The following application-context-name is assigned to the v1-equivalent application-context:

```
{map-ac mwdMngt(24) version1(1)}
```

17.3.2.26 Mobile terminating Short Message Relay

This application context is used between GMSC and MSC or between GMSC and SGSN for mobile terminating short message relay procedures. For the GMSC - SGSN interface version 2 and version 3 of this application context and the equivalent version 1 application context are applicable.

```
shortMsgMT-RelayContext-v3 APPLICATION-CONTEXT
-- Responder is MSC or SGSN if Initiator is GMSC
INITIATOR CONSUMER OF {
    MTShortMsgRelayPackage-v3}
 ::= {map-ac shortMsgMT-Relay(25) version3(3)}
```

The following application-context-name is assigned to the v2-equivalent application-context:

```
{map-ac shortMsgMT-Relay(25) version2(2)}
```

The following application-context-name is assigned to the v1-equivalent application-context:

```
{map-ac shortMsgMO-Relay(21) version1(1)}
```

17.3.2.27 MS purging

This application context is used between HLR and VLR or between HLR and SGSN for MS purging procedures. For the SGSN - HLR interface only version 3 of this application context is applicable.

```
msPurgingContext-v3 APPLICATION-CONTEXT
-- Responder is HLR if Initiator is VLR
-- Responder is HLR if Initiator is SGSN
INITIATOR CONSUMER OF {
    purgingPackage-v3}
 ::= {map-ac msPurging(27) version3(3)}
```

The following application-context-name is assigned to the v2-equivalent application-context:

```
{map-ac msPurging(27) version2(2)}
```

17.3.2.28 Subscriber information enquiry

This application context is used between HLR and VLR for subscriber information enquiry procedures.

```
subscriberInfoEnquiryContext-v3 APPLICATION-CONTEXT
-- Responder is VLR if Initiator is HLR
INITIATOR CONSUMER OF {
    SubscriberInformationEnquiryPackage-v3}
 ::= {map-ac subscriberInfoEnquiry(28) version3(3)}
```

This application-context is v3 only.

17.3.2.29 Any time information enquiry

This application context is used between gsmSCF and HLR or GMLC for any time information enquiry procedures.

```
anyTimeInfoEnquiryContext-v3 APPLICATION-CONTEXT
-- Responder is HLR or GMLC if Initiator is gsmSCF
INITIATOR CONSUMER OF {
    AnyTimeInformationEnquiryPackage-v3}
 ::= {map-ac anyTimeInfoEnquiry(29) version3(3)}
```

This application-context is v3 only.

17.3.2.30 Group Call Control

This application context is used between anchor MSC and relay MSC for group call and broadcast call procedures.

```
groupCallControlContext-v3 APPLICATION-CONTEXT
-- Responder is relay MSC if Initiator is anchor MSC
INITIATOR CONSUMER OF {
    GroupCallControlPackage-v3}
 ::= {map-ac groupCallControl(31) version3(3)}
```

This application-context is v3 only.

17.3.2.31 Provide SIWFS Number

This application context is used for activation or modification of SIWF resources.

```
sIWFSAllocationContext-v3 APPLICATION-CONTEXT
-- Responder is SIWF if Initiator is VMSC
INITIATOR CONSUMER OF {
    ProvideSIWFSNumberPackage-v3,
    SIWFSSignallingModifyPackage-v3}
 ::= {map-ac sIWFSAllocation (12) version3(3)}
```

This application-context is v3 only.

17.3.2.32 Gprs Location Updating

This application context is used between HLR and SGSN for gprs location updating procedures.

```
gprsLocationUpdateContext-v3 APPLICATION-CONTEXT
-- Responder is HLR if Initiator is SGSN
INITIATOR CONSUMER OF {
    GprsLocationUpdatingPackage-v3}
RESPONDER CONSUMER OF {
    SubscriberDataMngtPackage-v3
    TracingPackage-v3}
 ::= {map-ac gprsLocationUpdate(32) version3(3)}
```

This application-context is v3 only.

17.3.2.33 Gprs Location Information Retrieval

This application context is used between HLR and GGSN when retrieving gprs location information.

```
gprsLocationInfoRetrievalContext-v3 APPLICATION-CONTEXT
-- Responder is HLR if Initiator is GGSN
INITIATOR CONSUMER OF {
    GprsInterrogationPackage-v3}
 ::= {map-ac gprsLocationInfoRetrieval(33) version3(3)}
```

This application-context is v3 only.

17.3.2.34 Failure Reporting

This application context is used between HLR and GGSN to inform that network requested PDP-context activation has failed.

```
failureReportContext-v3 APPLICATION-CONTEXT
-- Responder is HLR if Initiator is GGSN
INITIATOR CONSUMER OF {
    FailureReportingPackage-v3}
 ::= {map-ac failureReport(34) version3(3)}
```

This application-context is v3 only.

17.3.2.35 GPRS Notifying

This application context is used between HLR and GGSN for notifying that GPRS subscriber is present again.

```

gprsNotifyContext-v3 APPLICATION-CONTEXT
  -- Responder is GGSN if Initiator is HLR
  INITIATOR CONSUMER OF {
    GprsNotifyingPackage-v3}
  ::= {map-ac gprsNotify(35) version3(3)}

```

This application-context is v3 only.

17.3.2.36 Supplementary Service invocation notification

This application context is used between the MSC and the gsmSCF and between the HLR and the gsmSCF for Supplementary Service invocation notification procedures.

```

ss-InvocationNotificationContext-v3 APPLICATION-CONTEXT
  -- Responder is gsmSCF, Initiator is MSC
  -- Responder is gsmSCF, Initiator is HLR
  INITIATOR CONSUMER OF {
    SS-InvocationNotificationPackage-v3}
  ::= {map-ac ss-InvocationNotification(36) version3(3)}

```

This application-context is v3 only.

17.3.2.37 Reporting

This application context is used between HLR and VLR for reporting procedures.

```

reportingContext-v3 APPLICATION-CONTEXT
  -- Responder is VLR if Initiator is HLR
  -- Responder is HLR if Initiator is VLR
  INITIATOR CONSUMER OF {
    SetReportingStatePackage-v3,
    StatusReportPackage-v3,
    RemoteUserFreePackage-v3}
  RESPONDER CONSUMER OF {
    SetReportingStatePackage-v3,
    StatusReportPackage-v3}
  ::= {map-ac reporting(7) version3(3)}

```

This application-context is v3 only.

17.3.2.38 Call Completion

This application context is used between VLR and the HLR for subscriber control of call completion services.

```

callCompletionContext-v3 APPLICATION-CONTEXT
  -- Responder is HLR if Initiator is VLR
  INITIATOR CONSUMER OF {
    CallCompletionPackage-v3}
  ::= {map-ac callCompletion(8) version3(3)}

```

This application-context is v3 only.

17.3.2.39 Location Service Gateway

This application context is used for location service gateway procedures.

```
locationSvcGatewayContext-v3 APPLICATION-CONTEXT
-- Responder is HLR if Initiator is GMLC
INITIATOR CONSUMER OF {
    locationSvcGatewayPackage-v3}
 ::= {map-ac locationSvcGateway(37) version3(3)}
```

17.3.2.40 Location Service Enquiry

This application context is used for location service enquiry procedures.

```
locationSvcEnquiryContext-v3 APPLICATION-CONTEXT
-- Responder is MSC if Initiator is GMLC
INITIATOR CONSUMER OF {
    locationSvcEnquiryPackage-v3}
 ::= {map-ac locationSvcEnquiry(38) version3(3)}
```

17.3.2.41 Void

17.3.2.42 Void

17.3.2.43 Void

17.3.2.44 IST Alerting

This application context is used between MSC (Visited MSC or Gateway MSC) and HLR for alerting services within IST procedures.

```
istAlertingContext-v3 APPLICATION-CONTEXT
-- Responder is HLR if Initiator is VMSC
-- Responder is HLR if Initiator is GMSC
INITIATOR CONSUMER OF {
    IST-AlertingPackage-v3}
 ::= {map-ac alerting(4) version3(3)}
```

This application-context is v3 only.

17.3.2.45 Service Termination

This application context is used between HLR and MSC (Visited MSC or Gateway MSC) for service termination services within IST procedures.

```
serviceTerminationContext-v3 APPLICATION-CONTEXT
-- Responder is VMSC or GMSC if Initiator is HLR
INITIATOR CONSUMER OF {
    ServiceTerminationPackage-v3}
 ::= {map-ac serviceTermination(9) version3(3)}
```

This application-context is v3 only.

17.3.2.46 Mobility Management event notification

This application context is used between VLR and gsmSCF for Mobility Management event notification procedures.

```
mm-EventReportingContext-v3 APPLICATION-CONTEXT
-- Responder is gsmSCF, Initiator is VLR
INITIATOR CONSUMER OF {
    MM-EventReportingPackage-v3}
 ::= {map-ac mm-EventReporting(42) version3(3)}
```

This application-context is v3 only.

17.3.2.47 Any time information handling

This application context is used between gsmSCF and HLR for any time information handling procedures.

```
anyTimeInfoHandlingContext-v3 APPLICATION-CONTEXT
-- Responder is HLR if Initiator is gsmSCF
INITIATOR CONSUMER OF {
    AnyTimeInformationHandlingPackage-v3}
 ::= {map-ac anyTimeInfoHandling(43) version3(3)}
```

This application-context is v3 only.

17.3.2.48 Subscriber Data modification notification

This application context is used between HLR and gsmSCF for Subscriber Data modification notification procedures.

```
subscriberDataModificationNotificationContext-v3 APPLICATION-CONTEXT
-- Responder is gsmSCF, Initiator is HLR
INITIATOR CONSUMER OF {
    SubscriberDataModificationNotificationPackage-v3}
 ::= {map-ac subscriberDataModificationNotification(22) version3(3)}
```

This application-context is v3 only.

17.3.2.49 Authentication Failure Report

This application context is used between VLR and HLR or SGSN and HLR for reporting of authentication failures.

```
authenticationFailureReportContext-v3 APPLICATION-CONTEXT
-- Responder is HLR if Initiator is VLR
-- Responder is HLR if Initiator is SGSN
INITIATOR CONSUMER OF {
    AuthenticationFailureReportPackage-v3 }
 ::= {map-ac failureReport(39) version3(3)}
```

This application-context is v3 only.

17.3.3 ASN.1 Module for application-context-names

The following ASN.1 module summarises the application-context-name assigned to MAP application-contexts.

```
MAP-ApplicationContexts {
    ccitt identified-organization (4) etsi (0) mobileDomain (0)
    gsm-Network (1) modules (3) map-ApplicationContexts (2) version6 (6)}
```

DEFINITIONS

::=

BEGIN

-- EXPORTS everything

IMPORTS

gsm-NetworkId,
ac-Id

```
FROM MobileDomainDefinitions {
    ccitt (0) identified-organization (4) etsi (0) mobileDomain (0)
    mobileDomainDefinitions (0) version1 (1)}
;
```

-- application-context-names

```
map-ac OBJECT IDENTIFIER ::= {gsm-NetworkId ac-Id}
```

```
networkLocUpContext-v3 OBJECT IDENTIFIER ::=
    {map-ac networkLocUp(1) version3(3)}
```


locationCancellationContext-v3 OBJECT IDENTIFIER ::=	{map-ac locationCancel(2) version3(3)}
roamingNumberEnquiryContext-v3 OBJECT IDENTIFIER ::=	{map-ac roamingNbEnquiry(3) version3(3)}
authenticationFailureReportContext-v3 OBJECT IDENTIFIER ::=	{map-ac authenticationFailureReport(39) version3(3)}
locationInfoRetrievalContext-v3 OBJECT IDENTIFIER ::=	{map-ac locInfoRetrieval(5) version3(3)}
resetContext-v2 OBJECT IDENTIFIER ::=	{map-ac reset(10) version2(2)}
handoverControlContext-v3 OBJECT IDENTIFIER ::=	{map-ac handoverControl(11) version3(3)}
equipmentMngtContext-v2 OBJECT IDENTIFIER ::=	{map-ac equipmentMngt(13) version2(2)}
infoRetrievalContext-v3 OBJECT IDENTIFIER ::=	{map-ac infoRetrieval(14) version3(3)}
interVlrInfoRetrievalContext-v3 OBJECT IDENTIFIER ::=	{map-ac interVlrInfoRetrieval(15) version3(3)}
subscriberDataMngtContext-v3 OBJECT IDENTIFIER ::=	{map-ac subscriberDataMngt(16) version3(3)}
tracingContext-v3 OBJECT IDENTIFIER ::=	{map-ac tracing(17) version3(3)}
networkFunctionalSsContext-v2 OBJECT IDENTIFIER ::=	{map-ac networkFunctionalSs(18) version2(2)}
networkUnstructuredSsContext-v2 OBJECT IDENTIFIER ::=	{map-ac networkUnstructuredSs(19) version2(2)}
shortMsgGatewayContext-v3 OBJECT IDENTIFIER ::=	{map-ac shortMsgGateway(20) version3(3)}
shortMsgMO-RelayContext-v3 OBJECT IDENTIFIER ::=	{map-ac shortMsgMO-Relay(21) version3(3)}
shortMsgAlertContext-v2 OBJECT IDENTIFIER ::=	{map-ac shortMsgAlert(23) version2(2)}
mwdMngtContext-v3 OBJECT IDENTIFIER ::=	{map-ac mwdMngt(24) version3(3)}
shortMsgMT-RelayContext-v3 OBJECT IDENTIFIER ::=	{map-ac shortMsgMT-Relay(25) version3(3)}
imsiRetrievalContext-v2 OBJECT IDENTIFIER ::=	{map-ac imsiRetrieval(26) version2(2)}
msPurgingContext-v3 OBJECT IDENTIFIER ::=	{map-ac msPurging(27) version3(3)}
subscriberInfoEnquiryContext-v3 OBJECT IDENTIFIER ::=	{map-ac subscriberInfoEnquiry(28) version3(3)}
anyTimeInfoEnquiryContext-v3 OBJECT IDENTIFIER ::=	{map-ac anyTimeInfoEnquiry(29) version3(3)}
callControlTransferContext-v4 OBJECT IDENTIFIER ::=	{map-ac callControlTransfer(6) version4(4)}
ss-InvocationNotificationContext-v3 OBJECT IDENTIFIER ::=	{map-ac ss-InvocationNotification(36) version3(3)}
sIWFSAllocationContext-v3 OBJECT IDENTIFIER ::=	{map-ac sIWFSAllocation(12) version3(3)}

```
groupCallControlContext-v3 OBJECT IDENTIFIER ::=
  {map-ac groupCallControl(31) version3(3)}

gprsLocationUpdateContext-v3 OBJECT IDENTIFIER ::=
  {map-ac gprsLocationUpdate(32) version3(3)}

gprsLocationInfoRetrievalContext-v3 OBJECT IDENTIFIER ::=
  {map-ac gprsLocationInfoRetrieval(33) version3(3)}

failureReportContext-v3 OBJECT IDENTIFIER ::=
  {map-ac failureReport(34) version3(3)}

gprsNotifyContext-v3 OBJECT IDENTIFIER ::=
  {map-ac gprsNotify(35) version3(3)}

reportingContext-v3 OBJECT IDENTIFIER ::=
  {map-ac reporting(7) version3(3)}

callCompletionContext-v3 OBJECT IDENTIFIER ::=
  {map-ac callCompletion(8) version3(3)}

istAlertingContext-v3 OBJECT IDENTIFIER ::=
  {map-ac istAlerting(4) version3(3)}

serviceTerminationContext-v3 OBJECT IDENTIFIER ::=
  {map-ac immediateTermination(9) version3(3)}

locationSvcGatewayContext-v3 OBJECT IDENTIFIER ::=
  {map-ac locationSvcGateway(37) version3(3)}

locationSvcEnquiryContext-v3 OBJECT IDENTIFIER ::=
  {map-ac locationSvcEnquiry(38) version3(3)}

mm-EventReportingContext-v3 OBJECT IDENTIFIER ::=
  {map-ac mm-EventReporting(42) version3(3)}

anyTimeInfoHandlingContext-v3 OBJECT IDENTIFIER ::=
  {map-ac anyTimeInfoHandling(43) version3(3)}

subscriberDataModificationNotificationContext-v3 OBJECT IDENTIFIER ::=
  {map-ac subscriberDataModificationNotification(22) version3(3)}
```

```
-- The following Object Identifiers are reserved for application-
-- contexts existing in previous versions of the protocol
```

AC Name & Version	Object Identifier	
-- networkLocUpContext-v1	map-ac networkLocUp (1)	version1 (1)
-- networkLocUpContext-v2	map-ac networkLocUp (1)	version2 (2)
-- locationCancellationContext-v1	map-ac locationCancellation (2)	version1 (1)
-- locationCancellationContext-v2	map-ac locationCancellation (2)	version2 (2)
-- roamingNumberEnquiryContext-v1	map-ac roamingNumberEnquiry (3)	version1 (1)
-- roamingNumberEnquiryContext-v2	map-ac roamingNumberEnquiry (3)	version2 (2)
-- locationInfoRetrievalContext-v1	map-ac locationInfoRetrieval (5)	version1 (1)
-- locationInfoRetrievalContext-v2	map-ac locationInfoRetrieval (5)	version2 (2)
-- resetContext-v1	map-ac reset (10)	version1 (1)
-- handoverControlContext-v1	map-ac handoverControl (11)	version1 (1)
-- handoverControlContext-v2	map-ac handoverControl (11)	version2 (2)
-- equipmentMngtContext-v1	map-ac equipmentMngt (13)	version1 (1)
-- infoRetrievalContext-v1	map-ac infoRetrieval (14)	version1 (1)
-- infoRetrievalContext-v2	map-ac infoRetrieval (14)	version2 (2)
-- interVlInfoRetrievalContext-v2	map-ac interVlInfoRetrieval (15)	version2 (2)
-- subscriberDataMngtContext-v1	map-ac subscriberDataMngt (16)	version1 (1)
-- subscriberDataMngtContext-v2	map-ac subscriberDataMngt (16)	version2 (2)
-- tracingContext-v1	map-ac tracing (17)	version1 (1)
-- tracingContext-v2	map-ac tracing (17)	version2 (2)
-- networkFunctionalSsContext-v1	map-ac networkFunctionalSs (18)	version1 (1)
-- shortMsgGatewayContext-v1	map-ac shortMsgGateway (20)	version1 (1)
-- shortMsgGatewayContext-v2	map-ac shortMsgGateway (20)	version2 (2)
-- shortMsgRelayContext-v1	map-ac shortMsgRelay (21)	version1 (1)
-- shortMsgAlertContext-v1	map-ac shortMsgAlert (23)	version1 (1)
-- mwdMngtContext-v1	map-ac mwdMngt (24)	version1 (1)
-- mwdMngtContext-v2	map-ac mwdMngt (24)	version2 (2)
-- shortMsgMT-RelayContext-v2	map-ac shortMsgMT-Relay (25)	version2 (2)
-- msPurgingContext-v2	map-ac msPurging (27)	version2 (2)
-- callControlTransferContext-v3	map-ac callControlTransferContext (6)	version3 (3)

END

17.4 MAP Dialogue Information

```
MAP-DialogueInformation {
    ccitt identified-organization (4) etsi (0) mobileDomain (0)
    gsm-Network (1) modules (3) map-DialogueInformation (3) version6 (6)}
```

DEFINITIONS

IMPLICIT TAGS

::=

BEGIN

EXPORTS

```
    map-DialogueAS,
    MAP-DialoguePDU
```

;

IMPORTS

```
    gsm-NetworkId,
    as-Id
```

FROM MobileDomainDefinitions {

```
    ccitt (0) identified-organization (4) etsi (0) mobileDomain (0)
    mobileDomainDefinitions (0) version1 (1)}
```

AddressString

FROM MAP-CommonDataTypes {

```
    ccitt identified-organization (4) etsi (0) mobileDomain (0)
    gsm-Network(1) modules (3) map-CommonDataTypes (18) version6 (6)}
```

ExtensionContainer

FROM MAP-ExtensionDataTypes {

```
    ccitt identified-organization (4) etsi (0) mobileDomain (0)
    gsm-Network (1) modules (3) map-ExtensionDataTypes (21) version6 (6)}
```

;

-- abstract syntax name for MAP-DialoguePDU

```
map-DialogueAS OBJECT IDENTIFIER ::=
  {gsm-NetworkId as-Id map-DialoguePDU (1) version1 (1)}
```

```
MAP-DialoguePDU ::= CHOICE {
  map-open [0] MAP-OpenInfo,
  map-accept [1] MAP-AcceptInfo,
  map-close [2] MAP-CloseInfo,
  map-refuse [3] MAP-RefuseInfo,
  map-userAbort [4] MAP-UserAbortInfo,
  map-providerAbort [5] MAP-ProviderAbortInfo}
```

```
MAP-OpenInfo ::= SEQUENCE {
  destinationReference [0] AddressString OPTIONAL,
  originationReference [1] AddressString OPTIONAL,
  ...,
  extensionContainer ExtensionContainer OPTIONAL
  -- extensionContainer must not be used in version 2
}
```

```
MAP-AcceptInfo ::= SEQUENCE {
  ...,
  extensionContainer ExtensionContainer OPTIONAL
  -- extensionContainer must not be used in version 2
}
```

```
MAP-CloseInfo ::= SEQUENCE {
  ...,
  extensionContainer ExtensionContainer OPTIONAL
  -- extensionContainer must not be used in version 2
}
```

```
MAP-RefuseInfo ::= SEQUENCE {
  reason Reason,
  ...,
  extensionContainer ExtensionContainer OPTIONAL
  -- extensionContainer must not be used in version 2
}
```

```
Reason ::= ENUMERATED {
  noReasonGiven (0),
  invalidDestinationReference (1),
  invalidOriginatingReference (2)}
```

```
MAP-UserAbortInfo ::= SEQUENCE {
  map-UserAbortChoice MAP-UserAbortChoice,
  ...,
  extensionContainer ExtensionContainer OPTIONAL
  -- extensionContainer must not be used in version 2
}
```

```
MAP-UserAbortChoice ::= CHOICE {
  userSpecificReason [0] NULL,
  userResourceLimitation [1] NULL,
  resourceUnavailable [2] ResourceUnavailableReason,
  applicationProcedureCancellation [3] ProcedureCancellationReason}
```

```
ResourceUnavailableReason ::= ENUMERATED {
  shortTermResourceLimitation (0),
  longTermResourceLimitation (1)}
```

```
ProcedureCancellationReason ::= ENUMERATED {
  handoverCancellation (0),
  radioChannelRelease (1),
  networkPathRelease (2),
  callRelease (3),
  associatedProcedureFailure (4),
  tandemDialogueRelease (5),
  remoteOperationsFailure (6)}
```

```
MAP-ProviderAbortInfo ::= SEQUENCE {
  map-ProviderAbortReason MAP-ProviderAbortReason,
  ...,
  extensionContainer ExtensionContainer OPTIONAL
  -- extensionContainer must not be used in version 2
}
```

```
MAP-ProviderAbortReason ::= ENUMERATED {
    abnormalDialogue (0),
    invalidPDU (1)}
```

END

17.5 MAP operation and error codes

```
MAP-Protocol {
    ccitt identified-organization (4) etsi (0) mobileDomain (0)
    gsm-Network (1) modules (3) map-Protocol (4) version6 (6)}

DEFINITIONS

 ::=

BEGIN

IMPORTS
    UpdateLocation,
    CancelLocation,
    PurgeMS,
    SendIdentification,
    UpdateGprsLocation,
    PrepareHandover,
    SendEndSignal,
    ProcessAccessSignalling,
    ForwardAccessSignalling,
    PrepareSubsequentHandover,
    SendAuthenticationInfo,
    AuthenticationFailureReport,
    CheckIMEI,
    InsertSubscriberData,
    DeleteSubscriberData,
    Reset,
    ForwardCheckSS-Indication,
    RestoreData,
    ProvideSubscriberInfo,
    AnyTimeInterrogation,
    AnyTimeSubscriptionInterrogation,
    AnyTimeModification,
    SendRoutingInfoForGprs,
    FailureReport,
    NoteMsPresentForGprs,
    NoteMM-Event,
    NoteSubscriberDataModified

FROM MAP-MobileServiceOperations {
    ccitt identified-organization (4) etsi (0) mobileDomain (0)
    gsm-Network (1) modules (3) map-MobileServiceOperations (5)
    version6 (6)}

    ActivateTraceMode,
    DeactivateTraceMode,
    SendIMSI

FROM MAP-OperationAndMaintenanceOperations {
    ccitt identified-organization (4) etsi (0) mobileDomain (0)
    gsm-Network (1) modules (3) map-OperationAndMaintenanceOperations (6)
    version6 (6)}

    SendRoutingInfo,
    ProvideRoamingNumber,
    ResumeCallHandling,
    ProvideSIWFSNumber,
    SIWFSSignallingModify,
    SetReportingState,
    StatusReport,
    RemoteUserFree,
    IST-Alert,
    IST-Command

FROM MAP-CallHandlingOperations {
    ccitt identified-organization (4) etsi (0) mobileDomain (0)
    gsm-Network (1) modules (3) map-CallHandlingOperations (7)
    version6 (6)}

    RegisterSS,
    EraseSS,
```

```

ActivateSS,
DeactivateSS,
InterrogateSS,
ProcessUnstructuredSS-Request,
UnstructuredSS-Request,
UnstructuredSS-Notify,
RegisterPassword,
GetPassword,
SS-InvocationNotification,
RegisterCC-Entry,
EraseCC-Entry
FROM MAP-SupplementaryServiceOperations {
  ccitt identified-organization (4) etsi (0) mobileDomain (0)
  gsm-Network (1) modules (3) map-SupplementaryServiceOperations (8)
  version6 (6)}

SendRoutingInfoForSM,
MO-ForwardSM,
MT-ForwardSM,
ReportSM-DeliveryStatus,
AlertServiceCentre,
InformServiceCentre,
ReadyForSM
FROM MAP-ShortMessageServiceOperations {
  ccitt identified-organization (4) etsi (0) mobileDomain (0)
  gsm-Network (1) modules (3) map-ShortMessageServiceOperations (9)
  version6 (6)}

PrepareGroupCall,
ProcessGroupCallSignalling,
ForwardGroupCallSignalling,
SendGroupCallEndSignal
FROM MAP-Group-Call-Operations {
  ccitt identified-organization (4) etsi (0) mobileDomain (0)
  gsm-Network (1) modules (3) map-Group-Call-Operations (22)
  version6 (6)}

ProvideSubscriberLocation,
SendRoutingInfoForLCS,
SubscriberLocationReport
FROM MAP-LocationServiceOperations {
  ccitt identified-organization (4) etsi (0) mobileDomain (0)
  gsm-Network (1) modules (3) map-LocationServiceOperations (24)
  version6 (6)}

SystemFailure,
DataMissing,
UnexpectedDataValue,
FacilityNotSupported,
UnknownSubscriber,
NumberChanged,
UnknownMSC,
UnidentifiedSubscriber,
UnknownEquipment,
RoamingNotAllowed,
IllegalSubscriber,
IllegalEquipment,
BearerServiceNotProvisioned,
TeleserviceNotProvisioned,
NoHandoverNumberAvailable,
SubsequentHandoverFailure,
TracingBufferFull,
OR-NotAllowed,
NoRoamingNumberAvailable,
AbsentSubscriber,
BusySubscriber,
NoSubscriberReply,
CallBarred,
ForwardingViolation,
ForwardingFailed,
CUG-Reject,
ATI-NotAllowed,
IllegalSS-Operation,
SS-ErrorStatus,
SS-NotAvailable,
SS-SubscriptionViolation,
SS-Incompatibility,
UnknownAlphabet,
USSD-Busy,

```

PW-RegistrationFailure,
 NegativePW-Check,
 NumberOfPW-AttemptsViolation,
 SubscriberBusyForMT-SMS,
 SM-DeliveryFailure,
 MessageWaitingListFull,
 AbsentSubscriberSM,
 ResourceLimitation,
 NoGroupCallNumberAvailable,
 ShortTermDenial,
 LongTermDenial,
 IncompatibleTerminal,
 UnauthorizedRequestingNetwork,
 UnauthorizedLCSCClient,
 PositionMethodFailure,
 UnknownOrUnreachableLCSCClient,
 ATSI-NotAllowed,
 ATM-NotAllowed,
 InformationNotAvailable,
 MM-EventNotSupported

```
FROM MAP-Errors {
  ccitt identified-organization (4) etsi (0) mobileDomain (0)
  gsm-Network (1) modules (3) map-Errors (10) version6 (6)}
;
```

-- location registration operation codes

```
updateLocation UpdateLocation ::= localValue 2
cancelLocation CancelLocation ::= localValue 3
purgeMS PurgeMS ::= localValue 67
sendIdentification SendIdentification ::= localValue 55
```

-- handover operation codes

```
prepareHandover PrepareHandover ::= localValue 68
sendEndSignal SendEndSignal ::= localValue 29
processAccessSignalling ProcessAccessSignalling ::= localValue 33
forwardAccessSignalling ForwardAccessSignalling ::= localValue 34
prepareSubsequentHandover PrepareSubsequentHandover ::=
  localValue 69
```

-- authentication operation codes

```
sendAuthenticationInfo SendAuthenticationInfo ::= localValue 56
authenticationFailureReport AuthenticationFailureReport ::= localValue 15
```

-- IMEI MANAGEMENT operation codes

```
checkIMEI CheckIMEI ::= localValue 43
```

-- subscriber management operation codes

```
insertSubscriberData InsertSubscriberData ::= localValue 7
deleteSubscriberData DeleteSubscriberData ::= localValue 8
```

-- fault recovery operation codes

```
reset Reset ::= localValue 37
forwardCheckSS-Indication ForwardCheckSS-Indication ::=
  localValue 38
restoreData RestoreData ::= localValue 57
```

-- operation and maintenance operation codes

```
activateTraceMode ActivateTraceMode ::= localValue 50
deactivateTraceMode DeactivateTraceMode ::= localValue 51
sendIMSI SendIMSI ::= localValue 58
```

-- call handling operation codes

```

sendRoutingInfo SendRoutingInfo ::= localValue 22
provideRoamingNumber ProvideRoamingNumber ::= localValue 4
resumeCallHandling ResumeCallHandling ::= localValue 6
provideSIWFSNumber ProvideSIWFSNumber ::= localValue 31
siWFSSignallingModify SIWFSSignallingModify ::= localValue 32
setReportingState SetReportingState ::= localValue 73
statusReport StatusReport ::= localValue 74
remoteUserFree RemoteUserFree ::= localValue 75
istAlert IST-Alert ::= localValue 87
istCommand IST-Command ::= localValue 88

```

-- supplementary service handling operation codes

```

registerSS RegisterSS ::= localValue 10
eraseSS EraseSS ::= localValue 11
activateSS ActivateSS ::= localValue 12
deactivateSS DeactivateSS ::= localValue 13
interrogateSS InterrogateSS ::= localValue 14
processUnstructuredSS-Request ProcessUnstructuredSS-Request ::=
    localValue 59
unstructuredSS-Request UnstructuredSS-Request ::= localValue 60
unstructuredSS-Notify UnstructuredSS-Notify ::= localValue 61
registerPassword RegisterPassword ::= localValue 17
getPassword GetPassword ::= localValue 18
registerCC-Entry RegisterCC-Entry ::= localValue 76
eraseCC-Entry EraseCC-Entry ::= localValue 77

```

-- short message service operation codes

```

sendRoutingInfoForSM SendRoutingInfoForSM ::= localValue 45
mo-forwardSM MO-ForwardSM ::= localValue 46
mt-forwardSM MT-ForwardSM ::= localValue 44
reportSM-DeliveryStatus ReportSM-DeliveryStatus ::= localValue 47
informServiceCentre InformServiceCentre ::= localValue 63
alertServiceCentre AlertServiceCentre ::= localValue 64
readyForSM ReadyForSM ::= localValue 66

```

-- provide subscriber info operation codes

```

provideSubscriberInfo ProvideSubscriberInfo ::= localValue 70

```

-- any time interrogation operation codes

```

anyTimeInterrogation AnyTimeInterrogation ::= localValue 71

```

-- any time information handling operation codes

```

anyTimeSubscriptionInterrogation AnyTimeSubscriptionInterrogation ::= localValue 62
anyTimeModification AnyTimeModification ::= localValue 65

```

-- subscriber data modification notification operation codes

```

noteSubscriberDataModified NoteSubscriberDataModified ::= localValue 5

```

-- supplementary service invocation notification operation codes

```

ss-InvocationNotification SS-InvocationNotification ::= localValue 72

```

--Group Call operation codes

```

prepareGroupCall PrepareGroupCall ::= localValue 39
sendGroupCallEndSignal SendGroupCallEndSignal ::= localValue 40
processGroupCallSignalling ProcessGroupCallSignalling ::= localValue 41
forwardGroupCallSignalling ForwardGroupCallSignalling ::= localValue 42

```

-- gprs location updating operation codes

```

updateGprsLocation UpdateGprsLocation ::= localValue 23

```

-- gprs location information retrieval operation codes


```
sendRoutingInfoForGprs SendRoutingInfoForGprs ::= localValue 24
```

```
-- failure reporting operation codes
```

```
failureReport FailureReport ::= localValue 25
```

```
-- GPRS notification operation codes
```

```
noteMsPresentForGprs NoteMsPresentForGprs ::= localValue 26
```

```
-- Location service operation codes
```

```
provideSubscriberLocation ProvideSubscriberLocation ::= localValue 83  
sendRoutingInfoForLCS SendRoutingInfoForLCS ::= localValue 85  
subscriberLocationReport SubscriberLocationReport ::= localValue 86
```

```
-- Mobility Management operation codes
```

```
noteMM-Event NoteMM-Event ::= localValue 89
```

```
-- generic error codes
```

```
systemFailure SystemFailure ::= localValue 34  
dataMissing DataMissing ::= localValue 35  
unexpectedDataValue UnexpectedDataValue ::= localValue 36  
facilityNotSupported FacilityNotSupported ::= localValue 21  
incompatibleTerminal IncompatibleTerminal ::= localValue 28  
resourceLimitation ResourceLimitation ::= localValue 51
```

```
-- identification and numbering error codes
```

```
unknownSubscriber UnknownSubscriber ::= localValue 1  
numberChanged NumberChanged ::= localValue 44  
unknownMSC UnknownMSC ::= localValue 3  
unidentifiedSubscriber UnidentifiedSubscriber ::= localValue 5  
unknownEquipment UnknownEquipment ::= localValue 7
```

```
-- subscription error codes
```

```
roamingNotAllowed RoamingNotAllowed ::= localValue 8  
illegalSubscriber IllegalSubscriber ::= localValue 9  
illegalEquipment IllegalEquipment ::= localValue 12  
bearerServiceNotProvisioned BearerServiceNotProvisioned ::=  
localValue 10  
teleserviceNotProvisioned TeleserviceNotProvisioned ::=  
localValue 11
```

```
-- handover error codes
```

```
noHandoverNumberAvailable NoHandoverNumberAvailable ::=  
localValue 25  
subsequentHandoverFailure SubsequentHandoverFailure ::=  
localValue 26
```

```
-- operation and maintenance error codes
```

```
tracingBufferFull TracingBufferFull ::= localValue 40
```

```
-- call handling error codes
```

```
noRoamingNumberAvailable NoRoamingNumberAvailable ::= localValue 39  
absentSubscriber AbsentSubscriber ::= localValue 27  
busySubscriber BusySubscriber ::= localValue 45  
noSubscriberReply NoSubscriberReply ::= localValue 46  
callBarred CallBarred ::= localValue 13  
forwardingFailed ForwardingFailed ::= localValue 47  
or-NotAllowed OR-NotAllowed ::= localValue 48  
forwardingViolation ForwardingViolation ::= localValue 14  
cug-Reject CUG-Reject ::= localValue 15
```

-- any time interrogation error codes

ati-NotAllowed ATI-NotAllowed ::= localValue 49
--

-- any time information handling error codes

atsi-NotAllowed ATSI-NotAllowed ::= localValue 60
atm-NotAllowed ATM-NotAllowed ::= localValue 61
informationNotAvailable InformationNotAvailable ::= localValue 62

-- Group Call error codes

noGroupCallNumberAvailable NoGroupCallNumberAvailable ::= localValue 50
--

-- supplementary service error codes

illegalSS-Operation IllegalSS-Operation ::= localValue 16
ss-ErrorStatus SS-ErrorStatus ::= localValue 17
ss-NotAvailable SS-NotAvailable ::= localValue 18
ss-SubscriptionViolation SS-SubscriptionViolation ::= localValue 19
ss-Incompatibility SS-Incompatibility ::= localValue 20
unknownAlphabet UnknownAlphabet ::= localValue 71
ussd-Busy USSD-Busy ::= localValue 72
pw-RegistrationFailure PW-RegistrationFailure ::= localValue 37
negativePW-Check NegativePW-Check ::= localValue 38
numberOfPW-AttemptsViolation NumberOfPW-AttemptsViolation ::= localValue 43
shortTermDenial ShortTermDenial ::= localValue 29
longTermDenial LongTermDenial ::= localValue 30

-- short message service error codes

subscriberBusyForMT-SMS SubscriberBusyForMT-SMS ::= localValue 31
sm-DeliveryFailure SM-DeliveryFailure ::= localValue 32
messageWaitingListFull MessageWaitingListFull ::= localValue 33
absentSubscriberSM AbsentSubscriberSM ::= localValue 6

-- location service error codes

unauthorizedRequestingNetwork UnauthorizedRequestingNetwork ::= localValue 52
unauthorizedLCSCClient UnauthorizedLCSCClient ::= localValue 53
positionMethodFailure PositionMethodFailure ::= localValue 54
unknownOrUnreachableLCSCClient UnknownOrUnreachableLCSCClient ::= localValue 58

-- Mobility Management error codes

mm-EventNotSupported MM-EventNotSupported ::= localValue 59
--

-- The following operation codes are reserved for operations
-- existing in previous versions of the protocol

Operation Name	AC used	Oper. Code
--		
-- sendParameters	map-ac infoRetrieval (14) version1 (1)	localValue 9
-- processUnstructuredSS-Data	map-ac networkFunctionalSs (18) version1 (1)	localValue 19
-- performHandover	map-ac handoverControl (11) version1 (1)	localValue 28
-- performSubsequentHandover	map-ac handoverControl (11) version1 (1)	localValue 30
-- noteInternalHandover	map-ac handoverControl (11) version1 (1)	localValue 35
-- noteSubscriberPresent	map-ac mwdMngt (24) version1 (1)	localValue 48
-- alertServiceCentreWithoutResult	map-ac shortMsgAlert (23) version1 (1)	localValue 49
-- traceSubscriberActivity	map-ac handoverControl (11) version1 (1)	localValue 52
-- beginSubscriberActivity	map-ac networkFunctionalSs (18) version1 (1)	localValue 54

-- The following error codes are reserved for errors
-- existing in previous versions of the protocol

Error Name	AC used	Error Code
--		
-- unknownBaseStation	map-ac handoverControl (11) version1 (1)	localValue 2
-- invalidTargetBaseStation	map-ac handoverControl (11) version1 (1)	localValue 23
-- noRadioResourceAvailable	map-ac handoverControl (11) version1 (1)	localValue 24

END

17.6 MAP operation and error types

17.6.1 Mobile Service Operations

```
MAP-MobileServiceOperations {
    ccitt identified-organization (4) etsi (0) mobileDomain (0)
    gsm-Network (1) modules (3) map-MobileServiceOperations (5)
    version6 (6)}
```

DEFINITIONS

::=

BEGIN

EXPORTS

```
    -- location registration operations
    UpdateLocation,
    CancelLocation,
    PurgeMS,
    SendIdentification,

    -- gprs location registration operations
    UpdateGprsLocation,

    -- subscriber information enquiry operations
    ProvideSubscriberInfo,

    -- any time information enquiry operations
    AnyTimeInterrogation,

    -- any time information handling operations
    AnyTimeSubscriptionInterrogation,
    AnyTimeModification,

    -- subscriber data modification notification operations
    NoteSubscriberDataModified,

    -- handover operations
    PrepareHandover,
    SendEndSignal,
    ProcessAccessSignalling,
    ForwardAccessSignalling,
    PrepareSubsequentHandover,

    -- authentication management operations
    SendAuthenticationInfo,
    AuthenticationFailureReport,

    -- IMEI management operations
    CheckIMEI,

    -- subscriber management operations
    InsertSubscriberData,
    DeleteSubscriberData,

    -- fault recovery operations
    Reset,
    ForwardCheckSS-Indication,
    RestoreData,

-- gprs location information retrieval operations
    SendRoutingInfoForGprs,

    -- failure reporting operations
    FailureReport,

    -- gprs notification operations
    NoteMsPresentForGprs,

    -- Mobility Management operations
    NoteMM-Event
```

;

IMPORTS

OPERATION

```
FROM TCAPMessages {
  ccitt recommendation q 773 modules (2) messages (1) version2 (2)}
```

```
SystemFailure,
DataMissing,
UnexpectedDataValue,
UnknownSubscriber,
UnknownMSC,
UnidentifiedSubscriber,
UnknownEquipment,
RoamingNotAllowed,
ATI-NotAllowed,
NoHandoverNumberAvailable,
SubsequentHandoverFailure,
AbsentSubscriber,
MM-EventNotSupported,
ATSI-NotAllowed,
ATM-NotAllowed,
BearerServiceNotProvisioned,
TeleserviceNotProvisioned,
CallBarred,
IllegalSS-Operation,
SS-ErrorStatus,
SS-NotAvailable,
SS-Incompatibility,
SS-SubscriptionViolation,
InformationNotAvailable
```

```
FROM MAP-Errors {
  ccitt identified-organization (4) etsi (0) mobileDomain (0)
  gsm-Network (1) modules (3) map-Errors (10) version6 (6)}
```

```
UpdateLocationArg,
UpdateLocationRes,
CancelLocationArg,
CancelLocationRes,
PurgeMS-Arg,
PurgeMS-Res,
SendIdentificationArg,
SendIdentificationRes,
UpdateGprsLocationArg,
UpdateGprsLocationRes,
PrepareHO-Arg,
PrepareHO-Res,
ForwardAccessSignalling-Arg,
ProcessAccessSignalling-Arg,
SendEndSignal-Arg,
SendEndSignal-Res,
PrepareSubsequentHO-Res,
PrepareSubsequentHO-Arg,
SendAuthenticationInfoArg,
SendAuthenticationInfoRes,
AuthenticationFailureReportArg,
AuthenticationFailureReportRes,
EquipmentStatus,
InsertSubscriberDataArg,
InsertSubscriberDataRes,
DeleteSubscriberDataArg,
DeleteSubscriberDataRes,
ResetArg,
RestoreDataArg,
RestoreDataRes,
ProvideSubscriberInfoArg,
ProvideSubscriberInfoRes,
AnyTimeSubscriptionInterrogationArg,
AnyTimeSubscriptionInterrogationRes,
AnyTimeModificationArg,
AnyTimeModificationRes,
NoteSubscriberDataModifiedArg,
NoteSubscriberDataModifiedRes,
AnyTimeInterrogationArg,
```

```

AnyTimeInterrogationRes,
SendRoutingInfoForGprsArg,
SendRoutingInfoForGprsRes,
FailureReportArg,
FailureReportRes,
NoteMsPresentForGprsArg,
NoteMsPresentForGprsRes,
NoteMM-EventArg,
NoteMM-EventRes

```

```

FROM MAP-MS-DataTypes {
  ccitt identified-organization (4) etsi (0) mobileDomain (0)
  gsm-Network (1) modules (3) map-MS-DataTypes (11) version6 (6)}

```

```

IMEI

```

```

FROM MAP-CommonDataTypes {
  ccitt identified-organization (4) etsi (0) mobileDomain (0)
  gsm-Network (1) modules (3) map-CommonDataTypes (18) version6 (6)}
;

```

```

-- location registration operations

```

<pre> UpdateLocation ::= OPERATION ARGUMENT updateLocationArg UpdateLocationArg RESULT updateLocationRes UpdateLocationRes ERRORS { SystemFailure, DataMissing, UnexpectedDataValue, UnknownSubscriber, RoamingNotAllowed} </pre>	<pre> --Timer m </pre>
--	------------------------

<pre> CancelLocation ::= OPERATION ARGUMENT cancelLocationArg CancelLocationArg RESULT cancelLocationRes CancelLocationRes -- optional ERRORS { DataMissing, UnexpectedDataValue} </pre>	<pre> --Timer m </pre>
---	------------------------

<pre> PurgeMS ::= OPERATION ARGUMENT purgeMS-Arg PurgeMS-Arg RESULT purgeMS-Res PurgeMS-Res -- optional ERRORS{ DataMissing, UnexpectedDataValue, UnknownSubscriber} </pre>	<pre> --Timer m </pre>
--	------------------------

```

SendIdentification ::= OPERATION --Timer s
  ARGUMENT
    sendIdentificationArg          SendIdentificationArg
  RESULT
    sendIdentificationRes          SendIdentificationRes
  ERRORS {
    DataMissing,
    UnidentifiedSubscriber}

```

-- gprs location registration operations

```

UpdateGprsLocation ::= OPERATION --Timer m
  ARGUMENT
    updateGprsLocationArg          UpdateGprsLocationArg
  RESULT
    updateGprsLocationRes          UpdateGprsLocationRes
  ERRORS {
    SystemFailure,
    UnexpectedDataValue,
    UnknownSubscriber,
    RoamingNotAllowed}

```

-- subscriber information enquiry operations

```

ProvideSubscriberInfo ::= OPERATION --Timer m
  ARGUMENT
    provideSubscriberInfoArg        ProvideSubscriberInfoArg
  RESULT
    provideSubscriberInfoRes        ProvideSubscriberInfoRes
  ERRORS {
    DataMissing,
    UnexpectedDataValue}

```

-- any time information enquiry operations

```

AnyTimeInterrogation ::= OPERATION --Timer m
  ARGUMENT
    anyTimeInterrogationArg          AnyTimeInterrogationArg
  RESULT
    anyTimeInterrogationRes          AnyTimeInterrogationRes
  ERRORS {
    SystemFailure,
    ATI-NotAllowed,
    DataMissing,
    UnexpectedDataValue,
    UnknownSubscriber}

```

-- any time information handling operations

```

AnyTimeSubscriptionInterrogation ::= OPERATION --Timer m
  ARGUMENT
    anyTimeSubscriptionInterrogationArg AnyTimeSubscriptionInterrogationArg
  RESULT
    anyTimeSubscriptionInterrogationRes AnyTimeSubscriptionInterrogationRes
  ERRORS {
    ATSI-NotAllowed,
    DataMissing,
    UnexpectedDataValue,
    UnknownSubscriber,
    BearerServiceNotProvisioned,
    TeleserviceNotProvisioned,
    CallBarred,
    IllegalSS-Operation,
    SS-NotAvailable,
    InformationNotAvailable}

```

```

AnyTimeModification ::= OPERATION --Timer m
  ARGUMENT
    anyTimeModificationArg AnyTimeModificationArg
  RESULT
    anyTimeModificationRes AnyTimeModificationRes
  ERRORS {
    ATM-NotAllowed,
    DataMissing,
    UnexpectedDataValue,
    UnknownSubscriber,
    BearerServiceNotProvisioned,
    TeleserviceNotProvisioned,
    CallBarred,
    IllegalSS-Operation,
    SS-SubscriptionViolation,
    SS-ErrorStatus,
    SS-Incompatibility,
    InformationNotAvailable}

```

-- subscriber data modification notification operations

```

NoteSubscriberDataModified ::= OPERATION --Timer m
  ARGUMENT
    noteSubscriberDataModifiedArg NoteSubscriberDataModifiedArg
  RESULT
    noteSubscriberDataModifiedRes NoteSubscriberDataModifiedRes
    -- optional
  ERRORS {
    UnexpectedDataValue,
    UnknownSubscriber}

```

-- handover operations

```

PrepareHandover ::= OPERATION --Timer m
  ARGUMENT
    prepareHO-Arg PrepareHO-Arg
  RESULT
    prepareHO-Res PrepareHO-Res
  ERRORS {
    SystemFailure,
    DataMissing,
    UnexpectedDataValue,
    NoHandoverNumberAvailable}

```

```

SendEndSignal ::= OPERATION --Timer l
  ARGUMENT
    sendEndSignal-Arg SendEndSignal-Arg
  RESULT
    sendEndSignal-Res SendEndSignal-Res

```

```

ProcessAccessSignalling ::= OPERATION --Timer s
  ARGUMENT
    processAccessSignalling-Arg ProcessAccessSignalling-Arg

```

```

ForwardAccessSignalling ::= OPERATION --Timer s
  ARGUMENT
    forwardAccessSignalling-Arg ForwardAccessSignalling-Arg

```

```

PrepareSubsequentHandover ::= OPERATION --Timer m
  ARGUMENT
    prepareSubsequentHO-Arg PrepareSubsequentHO-Arg
  RESULT
    prepareSubsequentHO-Res PrepareSubsequentHO-Res
  ERRORS {
    UnexpectedDataValue,
    DataMissing,
    UnknownMSC,
    SubsequentHandoverFailure}

```

-- authentication management operations

```

SendAuthenticationInfo ::= OPERATION --Timer m
  ARGUMENT
    sendAuthenticationInfoArg      SendAuthenticationInfoArg
  RESULT
    sendAuthenticationInfoRes      SendAuthenticationInfoRes
    -- optional
  ERRORS {
    SystemFailure,
    DataMissing,
    UnexpectedDataValue,
    UnknownSubscriber}

```

```

AuthenticationFailureReport ::= OPERATION --Timer m
  ARGUMENT
    authenticationFailureReportArg  AuthenticationFailureReportArg
  RESULT
    authenticationFailureReportRes  AuthenticationFailureReportRes
    -- optional
  ERRORS {
    SystemFailure,
    UnexpectedDataValue,
    UnknownSubscriber}

```

-- IMEI management operations

```

CheckIMEI ::= OPERATION --Timer m
  ARGUMENT
    imei                            IMEI
  RESULT
    equipmentStatus                 EquipmentStatus
  ERRORS {
    SystemFailure,
    DataMissing,
    UnknownEquipment}

```

-- subscriber management operations

```

InsertSubscriberData ::= OPERATION --Timer m
  ARGUMENT
    insertSubscriberDataArg         InsertSubscriberDataArg
  RESULT
    insertSubscriberDataRes         InsertSubscriberDataRes
    -- optional
  ERRORS {
    DataMissing,
    UnexpectedDataValue,
    UnidentifiedSubscriber}

```

```

DeleteSubscriberData ::= OPERATION --Timer m
  ARGUMENT
    deleteSubscriberDataArg        DeleteSubscriberDataArg
  RESULT
    deleteSubscriberDataRes        DeleteSubscriberDataRes
    -- optional
  ERRORS {
    DataMissing,
    UnexpectedDataValue,
    UnidentifiedSubscriber}

```

-- fault recovery operations

```

Reset ::= OPERATION --Timer m
  ARGUMENT
    resetArg                        ResetArg

```

```

ForwardCheckSS-Indication ::= OPERATION --Timer s

```

```

RestoreData ::= OPERATION --Timer m
  ARGUMENT
    restoreDataArg                 RestoreDataArg
  RESULT
    restoreDataRes                 RestoreDataRes
  ERRORS {
    SystemFailure,
    DataMissing,
    UnexpectedDataValue,
    UnknownSubscriber}

```


-- gprs location information retrieval operations

SendRoutingInfoForGprs ::= OPERATION	--Timer m
ARGUMENT	
sendRoutingInfoForGprsArg	SendRoutingInfoForGprsArg
RESULT	
sendRoutingInfoForGprsRes	SendRoutingInfoForGprsRes
ERRORS {	
AbsentSubscriber,	
SystemFailure,	
DataMissing,	
UnexpectedDataValue,	
UnknownSubscriber}	

-- failure reporting operations

FailureReport ::= OPERATION	--Timer m
ARGUMENT	
failureReportArg	FailureReportArg
RESULT	
failureReportRes	FailureReportRes
-- optional	
ERRORS {	
SystemFailure,	
DataMissing,	
UnexpectedDataValue,	
UnknownSubscriber}	

-- gprs notification operations

NoteMsPresentForGprs ::= OPERATION	--Timer m
ARGUMENT	
noteMsPresentForGprsArg	NoteMsPresentForGprsArg
RESULT	
noteMsPresentForGprsRes	NoteMsPresentForGprsRes
-- optional	
ERRORS {	
SystemFailure,	
DataMissing,	
UnexpectedDataValue,	
UnknownSubscriber}	

NoteMM-Event ::= OPERATION	--Timer m
ARGUMENT	
noteMM-EventArg	NoteMM-EventArg
RESULT	
noteMM-EventRes	NoteMM-EventRes
ERRORS {	
DataMissing,	
UnexpectedDataValue,	
UnknownSubscriber,	
MM-EventNotSupported}	

END

17.6.2 Operation and Maintenance Operations

```
MAP-OperationAndMaintenanceOperations {
  ccitt identified-organization (4) etsi (0) mobileDomain (0)
  gsm-Network (1) modules (3) map-OperationAndMaintenanceOperations (6)
  version6 (6)}
```

DEFINITIONS

::=

BEGIN

EXPORTS

```
    ActivateTraceMode,
    DeactivateTraceMode,
    SendIMSI
```

;

IMPORTS

```
    OPERATION
```

```
FROM TCAPMessages {
```

```

ccitt recommendation q 773 modules (2) messages (1) version2 (2)}

SystemFailure,
DataMissing,
UnexpectedDataValue,
FacilityNotSupported,
UnknownSubscriber,
UnidentifiedSubscriber,
TracingBufferFull
FROM MAP-Errors {
ccitt identified-organization (4) etsi (0) mobileDomain (0)
gsm-Network (1) modules (3) map-Errors (10) version6 (6)}

ActivateTraceModeArg,
ActivateTraceModeRes,
DeactivateTraceModeArg,
DeactivateTraceModeRes
FROM MAP-OM-DataTypes {
ccitt identified-organization (4) etsi (0) mobileDomain (0)
gsm-Network (1) modules (3) map-OM-DataTypes (12) version6 (6)}

ISDN-AddressString,
IMSI
FROM MAP-CommonDataTypes {
ccitt identified-organization (4) etsi (0) mobileDomain (0)
gsm-Network (1) modules (3) map-CommonDataTypes (18) version6 (6)}
;

```

<pre> ActivateTraceMode ::= OPERATION ARGUMENT activateTraceModeArg ActivateTraceModeArg RESULT activateTraceModeRes ActivateTraceModeRes -- optional ERRORS { SystemFailure, DataMissing, UnexpectedDataValue, FacilityNotSupported, UnidentifiedSubscriber, TracingBufferFull} </pre>	--Timer m
--	-----------

<pre> DeactivateTraceMode ::= OPERATION ARGUMENT deactivateTraceModeArg DeactivateTraceModeArg RESULT deactivateTraceModeRes DeactivateTraceModeRes -- optional ERRORS { SystemFailure, DataMissing, UnexpectedDataValue, FacilityNotSupported, UnidentifiedSubscriber} </pre>	--Timer m
---	-----------

<pre> SendIMSI ::= OPERATION ARGUMENT msisdn ISDN-AddressString RESULT imsi IMSI ERRORS { DataMissing, UnexpectedDataValue, UnknownSubscriber} </pre>	--Timer m
--	-----------

END

17.6.3 Call Handling Operations

```

MAP-CallHandlingOperations {
ccitt identified-organization (4) etsi (0) mobileDomain (0)
gsm-Network (1) modules (3) map-CallHandlingOperations (7)
version6 (6)}

```

DEFINITIONS

::=

BEGIN

EXPORTS

SendRoutingInfo,
ProvideRoamingNumber,
ResumeCallHandling,
ProvideSIWFSNumber,
SIWFSSignallingModify,
SetReportingState,
StatusReport,
RemoteUserFree,
IST-Alert,
IST-Command

;

IMPORTS

OPERATION

FROM TCAPMessages {
ccitt recommendation q 773 modules (2) messages (1) version2 (2)}

SystemFailure,
DataMissing,
UnexpectedDataValue,
FacilityNotSupported,
OR-NotAllowed,
UnknownSubscriber,
NumberChanged,
BearerServiceNotProvisioned,
TeleserviceNotProvisioned,
NoRoamingNumberAvailable,
AbsentSubscriber,
BusySubscriber,
NoSubscriberReply,
CallBarred,
ForwardingViolation,
ForwardingFailed,
CUG-Reject,
ResourceLimitation,
IncompatibleTerminal,
UnidentifiedSubscriber

FROM MAP-Errors {
ccitt identified-organization (4) etsi (0) mobileDomain (0)
gsm-Network (1) modules (3) map-Errors (10) version6 (6)}

SendRoutingInfoArg,
SendRoutingInfoRes,
ProvideRoamingNumberArg,
ProvideRoamingNumberRes,
ResumeCallHandlingArg,
ResumeCallHandlingRes,
ProvideSIWFSNumberArg,
ProvideSIWFSNumberRes,
SIWFSSignallingModifyArg,
SIWFSSignallingModifyRes,
SetReportingStateArg,
SetReportingStateRes,
StatusReportArg,
StatusReportRes,
RemoteUserFreeArg,
RemoteUserFreeRes,
IST-AlertArg,
IST-AlertRes,
IST-CommandArg,

IST-CommandRes

FROM MAP-CH-DataTypes {
ccitt identified-organization (4) etsi (0) mobileDomain (0)
gsm-Network (1) modules (3) map-CH-DataTypes (13) version6 (6)}

;

```

SendRoutingInfo ::= OPERATION --Timer m
-- The timer is set to the upper limit of the range if the GMSC supports pre-paging.
  ARGUMENT
    sendRoutingInfoArg          SendRoutingInfoArg
  RESULT
    sendRoutingInfoRes          SendRoutingInfoRes
  ERRORS {
    SystemFailure,
    DataMissing,
    UnexpectedDataValue,
    FacilityNotSupported,
    OR-NotAllowed,
    UnknownSubscriber,
    NumberChanged,
    BearerServiceNotProvisioned,
    TeleserviceNotProvisioned,
    AbsentSubscriber,
    BusySubscriber,
    NoSubscriberReply,
    CallBarred,
    CUG-Reject,
    ForwardingViolation}

```

```

ProvideRoamingNumber ::= OPERATION --Timer m
-- The timer is set to the upper limit of the range if the HLR supports pre-paging.
  ARGUMENT
    provideRoamingNumberArg      ProvideRoamingNumberArg
  RESULT
    provideRoamingNumberRes      ProvideRoamingNumberRes
  ERRORS {
    SystemFailure,
    DataMissing,
    UnexpectedDataValue,
    FacilityNotSupported,
    OR-NotAllowed,
    AbsentSubscriber,
    NoRoamingNumberAvailable}

```

```

ResumeCallHandling ::= OPERATION --Timer m
  ARGUMENT
    resumeCallHandlingArg        ResumeCallHandlingArg
  RESULT
    resumeCallHandlingRes        ResumeCallHandlingRes
    -- optional
  ERRORS {
    ForwardingFailed,
    OR-NotAllowed,
    UnexpectedDataValue,
    DataMissing }

```

```

ProvideSIWFSNumber ::= OPERATION --Timer m
  ARGUMENT
    provideSIWFSNumberArg        ProvideSIWFSNumberArg
  RESULT
    provideSIWFSNumberRes        ProvideSIWFSNumberRes
  ERRORS {
    ResourceLimitation,
    DataMissing,
    UnexpectedDataValue,
    SystemFailure}

```

```

SIWFSSignallingModify ::= OPERATION --Timer m
  ARGUMENT
    siWFSSignallingModifyArg      SIWFSSignallingModifyArg
  RESULT
    siWFSSignallingModifyRes      SIWFSSignallingModifyRes
    -- optional
  ERRORS {
    ResourceLimitation,
    DataMissing,
    UnexpectedDataValue,
    SystemFailure}

```

```

SetReportingState ::= OPERATION --Timer m
  ARGUMENT
    setReportingStateArg          SetReportingStateArg
  RESULT
    setReportingStateRes          SetReportingStateRes
    -- optional
  ERRORS {
    SystemFailure,
    UnidentifiedSubscriber,
    UnexpectedDataValue,
    DataMissing,
    ResourceLimitation,
    FacilityNotSupported}

```

```

StatusReport ::= OPERATION --Timer m
  ARGUMENT
    statusReportArg              StatusReportArg
  RESULT
    statusReportRes              StatusReportRes
    -- optional
  ERRORS {
    UnknownSubscriber,
    SystemFailure,
    UnexpectedDataValue,
    DataMissing}

```

```

RemoteUserFree ::= OPERATION --Timer m1
  ARGUMENT
    remoteUserFreeArg            RemoteUserFreeArg
  RESULT
    remoteUserFreeRes            RemoteUserFreeRes
  ERRORS {
    UnexpectedDataValue,
    DataMissing,
    IncompatibleTerminal,
    AbsentSubscriber,
    SystemFailure,
    BusySubscriber}

```

```

IST-Alert ::= OPERATION --Timer m
  ARGUMENT
    istAlertArg                  IST-AlertArg
  RESULT
    istAlertRes                  IST-AlertRes
    -- optional
  ERRORS {
    UnexpectedDataValue,
    ResourceLimitation,
    UnknownSubscriber,
    SystemFailure,
    FacilityNotSupported}

```

```

IST-Command ::= OPERATION --Timer m
  ARGUMENT
    istCommandArg                IST-CommandArg
  RESULT
    istCommandRes                IST-CommandRes
    -- optional
  ERRORS {
    UnexpectedDataValue,
    ResourceLimitation,
    UnknownSubscriber,
    SystemFailure,
    FacilityNotSupported}

```

END

17.6.4 Supplementary service operations

```

MAP-SupplementaryServiceOperations {
  ccitt identified-organization (4) etsi (0) mobileDomain (0)
  gsm-Network (1) modules (3) map-SupplementaryServiceOperations (8)
  version6 (6)}

```

DEFINITIONS

::=

```

BEGIN

EXPORTS
  RegisterSS,
  EraseSS,
  ActivateSS,
  DeactivateSS,
  InterrogateSS,
  ProcessUnstructuredSS-Request,
  UnstructuredSS-Request,
  UnstructuredSS-Notify,
  RegisterPassword,
  GetPassword,
  SS-InvocationNotification,
  RegisterCC-Entry,
  EraseCC-Entry
;

IMPORTS
  OPERATION
FROM TCAPMessages {
  ccitt recommendation q 773 modules (2) messages (1) version2 (2)}

  SystemFailure,
  DataMissing,
  UnexpectedDataValue,
  UnknownSubscriber,
  BearerServiceNotProvisioned,
  TeleserviceNotProvisioned,
  CallBarred,
  IllegalSS-Operation,
  SS-ErrorStatus,
  SS-NotAvailable,
  SS-SubscriptionViolation,
  SS-Incompatibility,
  PW-RegistrationFailure,
  NegativePW-Check,
  NumberOfPW-AttemptsViolation,
  UnknownAlphabet,
  USSD-Busy,
  AbsentSubscriber,
  IllegalSubscriber,
  IllegalEquipment,
  ShortTermDenial,
  LongTermDenial,
  FacilityNotSupported
FROM MAP-Errors {
  ccitt identified-organization (4) etsi (0) mobileDomain (0)
  gsm-Network (1) modules (3) map-Errors (10) version6 (6)}

  RegisterSS-Arg,
  SS-Info,
  SS-ForBS-Code,
  InterrogateSS-Res,
  USSD-Arg,
  USSD-Res,
  Password,
  GuidanceInfo,
  SS-InvocationNotificationArg,
  SS-InvocationNotificationRes,
  RegisterCC-EntryArg,
  RegisterCC-EntryRes,
  EraseCC-EntryArg,
  EraseCC-EntryRes
FROM MAP-SS-DataTypes {
  ccitt identified-organization (4) etsi (0) mobileDomain (0)
  gsm-Network (1) modules (3) map-SS-DataTypes (14) version6 (6)}

  SS-Code
FROM MAP-SS-Code {
  ccitt identified-organization (4) etsi (0) mobileDomain (0)
  gsm-Network (1) modules (3) map-SS-Code (15) version6 (6)}
;

-- supplementary service handling operations

```

```

RegisterSS ::= OPERATION --Timer m
  ARGUMENT
    registerSS-Arg RegisterSS-Arg
  RESULT
    ss-Info SS-Info
    -- optional
  ERRORS {
    SystemFailure,
    DataMissing,
    UnexpectedDataValue,
    BearerServiceNotProvisioned,
    TeleserviceNotProvisioned,
    CallBarred,
    IllegalSS-Operation,
    SS-ErrorStatus,
    SS-Incompatibility}

```

```

EraseSS ::= OPERATION --Timer m
  ARGUMENT
    ss-ForBS SS-ForBS-Code
  RESULT
    ss-Info SS-Info
    -- optional
  ERRORS {
    SystemFailure,
    DataMissing,
    UnexpectedDataValue,
    BearerServiceNotProvisioned,
    TeleserviceNotProvisioned,
    CallBarred,
    IllegalSS-Operation,
    SS-ErrorStatus
  }

```

```

ActivateSS ::= OPERATION --Timer m
  ARGUMENT
    ss-ForBS SS-ForBS-Code
  RESULT
    ss-Info SS-Info
    -- optional
  ERRORS {
    SystemFailure,
    DataMissing,
    UnexpectedDataValue,
    BearerServiceNotProvisioned,
    TeleserviceNotProvisioned,
    CallBarred,
    IllegalSS-Operation,
    SS-ErrorStatus,
    SS-SubscriptionViolation,
    SS-Incompatibility,
    NegativePW-Check,
    NumberOfPW-AttemptsViolation}

```

```

DeactivateSS ::= OPERATION --Timer m
  ARGUMENT
    ss-ForBS SS-ForBS-Code
  RESULT
    ss-Info SS-Info
    -- optional
  ERRORS {
    SystemFailure,
    DataMissing,
    UnexpectedDataValue,
    BearerServiceNotProvisioned,
    TeleserviceNotProvisioned,
    CallBarred,
    IllegalSS-Operation,
    SS-ErrorStatus,
    SS-SubscriptionViolation,
    NegativePW-Check,
    NumberOfPW-AttemptsViolation}

```

```

InterrogateSS ::= OPERATION --Timer m
ARGUMENT
    ss-ForBS                SS-ForBS-Code
RESULT
    interrogateSS-Res       InterrogateSS-Res
ERRORS {
    SystemFailure,
    DataMissing,
    UnexpectedDataValue,
    BearerServiceNotProvisioned,
    TeleserviceNotProvisioned,
    CallBarred,
    IllegalSS-Operation,
    SS-NotAvailable}

```

```

ProcessUnstructuredSS-Request ::= OPERATION --Timer 10 minutes
ARGUMENT
    ussd-Arg                USSD-Arg
RESULT
    ussd-Res                USSD-Res
ERRORS {
    SystemFailure,
    DataMissing,
    UnexpectedDataValue,
    UnknownAlphabet,
    CallBarred}

```

```

UnstructuredSS-Request ::= OPERATION --Timer m1
ARGUMENT
    ussd-Arg                USSD-Arg
RESULT
    ussd-Res                USSD-Res
    -- optional
ERRORS {
    SystemFailure,
    DataMissing,
    UnexpectedDataValue,
    AbsentSubscriber,
    IllegalSubscriber,
    IllegalEquipment,
    UnknownAlphabet,
    USSD-Busy}

```

```

UnstructuredSS-Notify ::= OPERATION --Timer m1
ARGUMENT
    ussd-Arg                USSD-Arg
RESULT
ERRORS {
    SystemFailure,
    DataMissing,
    UnexpectedDataValue,
    AbsentSubscriber,
    IllegalSubscriber,
    IllegalEquipment,
    UnknownAlphabet,
    USSD-Busy}

```

```

RegisterPassword ::= OPERATION --Timer m1
ARGUMENT
    ss-Code                SS-Code
RESULT
    newPassword            Password
ERRORS {
    SystemFailure,
    DataMissing,
    UnexpectedDataValue,
    CallBarred,
    SS-SubscriptionViolation,
    PW-RegistrationFailure,
    NegativePW-Check,
    NumberOfPW-AttemptsViolation}
LINKED {
    GetPassword}

```



```

GetPassword ::= OPERATION --Timer m
  ARGUMENT
    guidanceInfo          GuidanceInfo
  RESULT
    currentPassword      Password

```

```

SS-InvocationNotification ::= OPERATION --Timer m
  ARGUMENT
    ss-InvocationNotificationArg  SS-InvocationNotificationArg
  RESULT
    ss-InvocationNotificationRes  SS-InvocationNotificationRes
    -- optional
  ERRORS {
    DataMissing,
    UnexpectedDataValue,
    UnknownSubscriber}

```

```

RegisterCC-Entry ::= OPERATION --Timer m
  ARGUMENT
    registerCC-EntryArg  RegisterCC-EntryArg
  RESULT
    registerCC-EntryRes  RegisterCC-EntryRes
  ERRORS {
    SystemFailure,
    DataMissing,
    UnexpectedDataValue,
    CallBarred,
    IllegalSS-Operation,
    SS-ErrorStatus,
    SS-Incompatibility,
    ShortTermDenial,
    LongTermDenial,
    FacilityNotSupported}

```

```

EraseCC-Entry ::= OPERATION --Timer m
  ARGUMENT
    eraseCC-EntryArg  EraseCC-EntryArg
  RESULT
    eraseCC-EntryRes  EraseCC-EntryRes
  ERRORS {
    SystemFailure,
    DataMissing,
    UnexpectedDataValue,
    CallBarred,
    IllegalSS-Operation,
    SS-ErrorStatus}

```

END

17.6.5 Short message service operations

```

MAP-ShortMessageServiceOperations {
  ccitt identified-organization (4) etsi (0) mobileDomain (0)
  gsm-Network (1) modules (3) map-ShortMessageServiceOperations (9)
  version6 (6)}

```

DEFINITIONS

::=

BEGIN

EXPORTS

```

  SendRoutingInfoForSM,
  MO-ForwardSM,
  MT-ForwardSM,
  ReportSM-DeliveryStatus,
  AlertServiceCentre,
  InformServiceCentre,
  ReadyForSM
;

```

IMPORTS

```

  OPERATION
  FROM TCAPMessages {
    ccitt recommendation q 773 modules (2) messages (1) version2 (2)}

  SystemFailure,

```

```

DataMissing,
UnexpectedDataValue,
FacilityNotSupported,
UnknownSubscriber,
UnidentifiedSubscriber,
IllegalSubscriber,
IllegalEquipment,
TeleserviceNotProvisioned,
CallBarred,
SubscriberBusyForMT-SMS,
SM-DeliveryFailure,
MessageWaitingListFull,
AbsentSubscriberSM
FROM MAP-Errors {
  ccitt identified-organization (4) etsi (0) mobileDomain (0)
  gsm-Network (1) modules (3) map-Errors (10) version6 (6)}

RoutingInfoForSM-Arg,
RoutingInfoForSM-Res,
MO-ForwardSM-Arg,
MO-ForwardSM-Res,
MT-ForwardSM-Arg,
MT-ForwardSM-Res,
ReportSM-DeliveryStatusArg,
ReportSM-DeliveryStatusRes,
AlertServiceCentreArg,
InformServiceCentreArg,
ReadyForSM-Arg,
ReadyForSM-Res
FROM MAP-SM-DataTypes {
  ccitt identified-organization (4) etsi (0) mobileDomain (0)
  gsm-Network (1) modules (3) map-SM-DataTypes (16) version6 (6)}

;

```

<pre> SendRoutingInfoForSM ::= OPERATION ARGUMENT routingInfoForSM-Arg RoutingInfoForSM-Arg RESULT routingInfoForSM-Res RoutingInfoForSM-Res ERRORS { SystemFailure, DataMissing, UnexpectedDataValue, FacilityNotSupported, UnknownSubscriber, TeleserviceNotProvisioned, CallBarred, AbsentSubscriberSM} </pre>	--Timer m
--	-----------

<pre> MO-ForwardSM ::= OPERATION ARGUMENT mo-forwardSM-Arg MO-ForwardSM-Arg RESULT mo-forwardSM-Res MO-ForwardSM-Res -- optional ERRORS { SystemFailure, UnexpectedDataValue, FacilityNotSupported, SM-DeliveryFailure} </pre>	--Timer ml
---	------------

```

MT-ForwardSM ::= OPERATION --Timer ml
  ARGUMENT
    mt-forwardSM-Arg          MT-ForwardSM-Arg
  RESULT
    mt-forwardSM-Res          MT-ForwardSM-Res
    -- optional
  ERRORS {
    SystemFailure,
    DataMissing,
    UnexpectedDataValue,
    FacilityNotSupported,
    UnidentifiedSubscriber,
    IllegalSubscriber,
    IllegalEquipment,
    SubscriberBusyForMT-SMS,
    SM-DeliveryFailure,
    AbsentSubscriberSM}

```

```

ReportSM-DeliveryStatus ::= OPERATION --Timer s
  ARGUMENT
    reportSM-DeliveryStatusArg  ReportSM-DeliveryStatusArg
  RESULT
    reportSM-DeliveryStatusRes  ReportSM-DeliveryStatusRes
    -- optional
  ERRORS {
    DataMissing,
    UnexpectedDataValue,
    UnknownSubscriber,
    MessageWaitingListFull}

```

```

AlertServiceCentre ::= OPERATION --Timer s
  ARGUMENT
    alertServiceCentreArg      AlertServiceCentreArg
  RESULT
  ERRORS {
    SystemFailure,
    DataMissing,
    UnexpectedDataValue}

```

```

InformServiceCentre ::= OPERATION --Timer s
  ARGUMENT
    informServiceCentreArg     InformServiceCentreArg

```

```

ReadyForSM ::= OPERATION --Timer m
  ARGUMENT
    readyForSM-Arg            ReadyForSM-Arg
  RESULT
    readyForSM-Res            ReadyForSM-Res
    -- optional
  ERRORS {
    DataMissing,
    UnexpectedDataValue,
    FacilityNotSupported,
    UnknownSubscriber}

```

END

17.6.6 Errors

```

MAP-Errors {
  ccitt identified-organization (4) etsi (0) mobileDomain (0)
  gsm-Network (1) modules (3) map-Errors (10) version6 (6)}

```

DEFINITIONS

::=

BEGIN

EXPORTS

```

  -- generic errors
  SystemFailure,
  DataMissing,
  UnexpectedDataValue,
  FacilityNotSupported,
  IncompatibleTerminal,
  ResourceLimitation,

```

```
-- identification and numbering errors
UnknownSubscriber,
NumberChanged,
UnknownMSC,
UnidentifiedSubscriber,
UnknownEquipment,

-- subscription errors
RoamingNotAllowed,
IllegalSubscriber,
IllegalEquipment,
BearerServiceNotProvisioned,
TeleserviceNotProvisioned,

-- handover errors
NoHandoverNumberAvailable,
SubsequentHandoverFailure,

-- operation and maintenance errors
TracingBufferFull,

-- call handling errors
OR-NotAllowed,
NoRoamingNumberAvailable,
BusySubscriber,
NoSubscriberReply,
AbsentSubscriber,
CallBarred,
ForwardingViolation,
ForwardingFailed,
CUG-Reject,

-- any time interrogation errors
ATI-NotAllowed,

-- any time information handling errors
ATSI-NotAllowed,
ATM-NotAllowed,
InformationNotAvailable,

-- supplementary service errors
IllegalSS-Operation,
SS-ErrorStatus,
SS-NotAvailable,
SS-SubscriptionViolation,
SS-Incompatibility,
UnknownAlphabet,
USSD-Busy,
PW-RegistrationFailure,
NegativePW-Check,
NumberOfPW-AttemptsViolation,
ShortTermDenial,
LongTermDenial,

-- short message service errors
SubscriberBusyForMT-SMS,
SM-DeliveryFailure,
MessageWaitingListFull,
AbsentSubscriberSM,

-- Group Call errors
NoGroupCallNumberAvailable,

-- location service errors
UnauthorizedRequestingNetwork,
UnauthorizedLCSCClient,
PositionMethodFailure,
UnknownOrUnreachableLCSCClient,

-- Mobility Management errors
MM-EventNotSupported

;

IMPORTS
  ERROR
FROM TCAPMessages {
```

```
ccitt recommendation q 773 modules (2) messages (1) version2 (2)}
```

```
SS-Status
```

```
FROM MAP-SS-DataTypes {
  ccitt identified-organization (4) etsi (0) mobileDomain (0)
  gsm-Network (1) modules (3) map-SS-DataTypes (14) version6 (6)}
```

```
SS-IncompatibilityCause,
PW-RegistrationFailureCause,
SM-DeliveryFailureCause,
SystemFailureParam,
DataMissingParam,
UnexpectedDataParam,
FacilityNotSupParam,
UnknownSubscriberParam,
NumberChangedParam,
UnidentifiedSubParam,
RoamingNotAllowedParam,
IllegalSubscriberParam,
IllegalEquipmentParam,
BearerServNotProvParam,
TeleservNotProvParam,
TracingBufferFullParam,
NoRoamingNbParam,
OR-NotAllowedParam,
AbsentSubscriberParam,
BusySubscriberParam,
NoSubscriberReplyParam,
CallBarredParam,
ForwardingViolationParam,
ForwardingFailedParam,
CUG-RejectParam,
ATI-NotAllowedParam,
SubBusyForMT-SMS-Param,
MessageWaitListFullParam,
AbsentSubscriberSM-Param,
ResourceLimitationParam,
NoGroupCallNbParam,
IncompatibleTerminalParam,
ShortTermDenialParam,
LongTermDenialParam,
UnauthorizedRequestingNetwork-Param,
UnauthorizedLCSCClient-Param,
PositionMethodFailure-Param,
UnknownOrUnreachableLCSCClient-Param,
MM-EventNotSupported-Param,
ATSI-NotAllowedParam,
ATM-NotAllowedParam,
IllegalSS-OperationParam,
SS-NotAvailableParam,
SS-SubscriptionViolationParam,
InformationNotAvailableParam
```

```
FROM MAP-ER-DataTypes {
  ccitt identified-organization (4) etsi (0) mobileDomain (0)
  gsm-Network (1) modules (3) map-ER-DataTypes (17) version6 (6)}
;
```

```
-- generic errors
```

<pre>SystemFailure ::= ERROR PARAMETER systemFailureParam SystemFailureParam -- optional</pre>
--

<pre>DataMissing ::= ERROR PARAMETER dataMissingParam DataMissingParam -- optional -- dataMissingParam must not be used in version <3</pre>
--

```

UnexpectedDataValue ::= ERROR
  PARAMETER
    unexpectedDataParam          UnexpectedDataParam
    -- optional
    -- unexpectedDataParam must not be used in version <3

```

```

FacilityNotSupported ::= ERROR
  PARAMETER
    facilityNotSupParam          FacilityNotSupParam
    -- optional
    -- facilityNotSupParam must not be used in version <3

```

```

IncompatibleTerminal ::= ERROR
  PARAMETER
    incompatibleTerminalParam     IncompatibleTerminalParam
    -- optional

```

```

ResourceLimitation ::= ERROR
  PARAMETER
    resourceLimitationParam       ResourceLimitationParam
    -- optional

```

-- identification and numbering errors

```

UnknownSubscriber ::= ERROR
  PARAMETER
    unknownSubscriberParam        UnknownSubscriberParam
    -- optional
    -- unknownSubscriberParam must not be used in version <3

```

```

NumberChanged ::= ERROR
  PARAMETER
    numberChangedParam            NumberChangedParam
    -- optional

```

```

UnknownMSC ::= ERROR

```

```

UnidentifiedSubscriber ::= ERROR
  PARAMETER
    unidentifiedSubParam          UnidentifiedSubParam
    -- optional
    -- unidentifiedSubParam must not be used in version <3

```

```

UnknownEquipment ::= ERROR

```

-- subscription errors

```

RoamingNotAllowed ::= ERROR
  PARAMETER
    roamingNotAllowedParam        RoamingNotAllowedParam

```

```

IllegalSubscriber ::= ERROR
  PARAMETER
    illegalSubscriberParam        IllegalSubscriberParam
    -- optional
    -- illegalSubscriberParam must not be used in version <3

```

```

IllegalEquipment ::= ERROR
  PARAMETER
    illegalEquipmentParam         IllegalEquipmentParam
    -- optional
    -- illegalEquipmentParam must not be used in version <3

```

```

BearerServiceNotProvisioned ::= ERROR
  PARAMETER
    bearerServNotProvParam        BearerServNotProvParam
    -- optional
    -- bearerServNotProvParam must not be used in version <3

```

```

TeleserviceNotProvisioned ::= ERROR
  PARAMETER
    teleservNotProvParam          TeleservNotProvParam
    -- optional
    -- teleservNotProvParam must not be used in version <3

```

-- handover errors

NoHandoverNumberAvailable ::= ERROR
--

SubsequentHandoverFailure ::= ERROR
--

-- operation and maintenance errors

TracingBufferFull ::= ERROR
PARAMETER
tracingBufferFullParam TracingBufferFullParam
-- optional

-- call handling errors

NoRoamingNumberAvailable ::= ERROR
PARAMETER
noRoamingNbParam NoRoamingNbParam
-- optional

AbsentSubscriber ::= ERROR
PARAMETER
absentSubscriberParam AbsentSubscriberParam
-- optional
-- absentSubscriberParam must not be used in version <3

BusySubscriber ::= ERROR
PARAMETER
busySubscriberParam BusySubscriberParam
-- optional

NoSubscriberReply ::= ERROR
PARAMETER
noSubscriberReplyParam NoSubscriberReplyParam
-- optional

CallBarred ::= ERROR
PARAMETER
callBarredParam CallBarredParam
-- optional

ForwardingViolation ::= ERROR
PARAMETER
forwardingViolationParam ForwardingViolationParam
-- optional

ForwardingFailed ::= ERROR
PARAMETER
forwardingFailedParam ForwardingFailedParam
-- optional

CUG-Reject ::= ERROR
PARAMETER
cug-RejectParam CUG-RejectParam
-- optional

OR-NotAllowed ::= ERROR
PARAMETER
or-NotAllowedParam OR-NotAllowedParam
-- optional

-- any time interrogation errors

ATI-NotAllowed ::= ERROR
PARAMETER
ati-NotAllowedParam ATI-NotAllowedParam
-- optional

-- any time information handling errors

ATSI-NotAllowed ::= ERROR
PARAMETER
atsi-NotAllowedParam ATSI-NotAllowedParam
-- optional

```

ATM-NotAllowed ::= ERROR
  PARAMETER
    atm-NotAllowedParam          ATM-NotAllowedParam
    -- optional

```

```

InformationNotAvailable ::= ERROR
  PARAMETER
    informationNotAvailableParam  InformationNotAvailableParam
    -- optional

```

-- supplementary service errors

```

IllegalSS-Operation ::= ERROR
  PARAMETER
    illegalSS-OperationParam      IllegalSS-OperationParam
    -- optional
    -- illegalSS-OperationParam must not be used in version <3

```

```

SS-ErrorStatus ::= ERROR
  PARAMETER
    ss-Status                     SS-Status
    -- optional

```

```

SS-NotAvailable ::= ERROR
  PARAMETER
    ss-NotAvailableParam          SS-NotAvailableParam
    -- optional
    -- ss-NotAvailableParam must not be used in version <3

```

```

SS-SubscriptionViolation ::= ERROR
  PARAMETER
    ss-SubscriptionViolationParam  SS-SubscriptionViolationParam
    -- optional
    -- ss-NotAvailableParam must not be used in version <3

```

```

SS-Incompatibility ::= ERROR
  PARAMETER
    ss-IncompatibilityCause        SS-IncompatibilityCause
    -- optional

```

```

UnknownAlphabet ::= ERROR

```

```

USSD-Busy ::= ERROR

```

```

PW-RegistrationFailure ::= ERROR
  PARAMETER
    pw-RegistrationFailureCause    PW-RegistrationFailureCause

```

```

NegativePW-Check ::= ERROR

```

```

NumberOfPW-AttemptsViolation ::= ERROR

```

```

ShortTermDenial ::= ERROR
  PARAMETER
    shortTermDenialParam          ShortTermDenialParam
    -- optional

```

```

LongTermDenial ::= ERROR
  PARAMETER
    longTermDenialParam           LongTermDenialParam
    -- optional

```

-- short message service errors

```

SubscriberBusyForMT-SMS ::= ERROR
  PARAMETER
    subBusyForMT-SMS-Param        SubBusyForMT-SMS-Param
    -- optional

```

```

SM-DeliveryFailure ::= ERROR
  PARAMETER
    sm-DeliveryFailureCause       SM-DeliveryFailureCause

```



```

MessageWaitingListFull ::= ERROR
  PARAMETER
    messageWaitListFullParam      MessageWaitListFullParam
    -- optional

```

```

AbsentSubscriberSM ::= ERROR
  PARAMETER
    absentSubscriberSM-Param      AbsentSubscriberSM-Param
    -- optional

```

-- Group Call errors

```

NoGroupCallNumberAvailable ::= ERROR
  PARAMETER
    noGroupCallNbParam           NoGroupCallNbParam
    -- optional

```

-- location service errors

```

UnauthorizedRequestingNetwork ::= ERROR
  PARAMETER
    unauthorizedRequestingNetwork-Param  UnauthorizedRequestingNetwork-Param
    -- optional

```

```

UnauthorizedLCSCClient ::= ERROR
  PARAMETER
    unauthorizedLCSCClient-Param      UnauthorizedLCSCClient-Param
    -- optional

```

```

PositionMethodFailure ::= ERROR
  PARAMETER
    positionMethodFailure-Param      PositionMethodFailure-Param
    -- optional

```

```

UnknownOrUnreachableLCSCClient ::= ERROR
  PARAMETER
    unknownOrUnreachableLCSCClient-Param  UnknownOrUnreachableLCSCClient-Param
    -- optional

```

```

MM-EventNotSupported ::= ERROR
  PARAMETER
    mm-EventNotSupported-Param      MM-EventNotSupported-Param
    -- optional

```

END

17.6.7 Group Call operations

```

MAP-Group-Call-Operations {
  ccitt identified-organization (4) etsi (0) mobileDomain (0)
  gsm-Network (1) modules (3) map-Group-Call-Operations (22)
  version6 (6)}

DEFINITIONS

 ::=

BEGIN

EXPORTS
  PrepareGroupCall,
  SendGroupCallEndSignal,
  ForwardGroupCallSignalling,
  ProcessGroupCallSignalling
;

IMPORTS
  OPERATION
FROM TCAPMessages {
  ccitt recommendation q 773 modules (2) messages (1) version2 (2)}

  SystemFailure,
  UnexpectedDataValue,
  NoGroupCallNumberAvailable
FROM MAP-Errors {
  ccitt identified-organization (4) etsi (0) mobileDomain (0)
  gsm-Network (1) modules (3) map-Errors (10) version6 (6)}

```

```

PrepareGroupCallArg,
PrepareGroupCallRes,
SendGroupCallEndSignalArg,
SendGroupCallEndSignalRes,
ForwardGroupCallSignallingArg,
ProcessGroupCallSignallingArg
FROM MAP-GR-DataTypes {
  ccitt identified-organization (4) etsi (0) mobileDomain (0)
  gsm-Network (1) modules (3) map-GR-DataTypes (23) version6 (6)}

```

```
;
```

<pre> PrepareGroupCall ::= OPERATION ARGUMENT prepareGroupCallArg PrepareGroupCallArg RESULT prepareGroupCallRes PrepareGroupCallRes ERRORS { SystemFailure, NoGroupCallNumberAvailable, UnexpectedDataValue} </pre>	--Timer m
---	-----------

<pre> SendGroupCallEndSignal ::= OPERATION ARGUMENT sendGroupCallEndSignalArg SendGroupCallEndSignalArg RESULT sendGroupCallEndSignalRes SendGroupCallEndSignalRes </pre>	--Timer l
--	-----------

<pre> ProcessGroupCallSignalling ::= OPERATION ARGUMENT processGroupCallSignallingArg ProcessGroupCallSignallingArg </pre>	--Timer s
--	-----------

<pre> ForwardGroupCallSignalling ::= OPERATION ARGUMENT forwardGroupCallSignallingArg ForwardGroupCallSignallingArg </pre>	--Timer s
--	-----------

```
END
```

17.6.8 Location service operations

```

MAP-LocationServiceOperations {
  ccitt identified-organization (4) etsi (0) mobileDomain (0)
  gsm-Network (1) modules (3) map-LocationServiceOperations (24)
  version6 (6)}

DEFINITIONS

 ::=

BEGIN

EXPORTS
  ProvideSubscriberLocation,
  SendRoutingInfoForLCS,
  SubscriberLocationReport
;

IMPORTS
  OPERATION
FROM TCAPMessages {
  ccitt recommendation q 773 modules (2) messages (1) version2 (2)}

  SystemFailure,
  DataMissing,
  UnexpectedDataValue,
  FacilityNotSupported,
  UnknownSubscriber,
  AbsentSubscriber,
  UnauthorizedRequestingNetwork,
  UnauthorizedLCSCClient,
  PositionMethodFailure,
  ResourceLimitation,
  UnknownOrUnreachableLCSCClient,

```

```

UnidentifiedSubscriber,
IllegalEquipment,
IllegalSubscriber
FROM MAP-Errors {
ccitt identified-organization (4) etsi (0) mobileDomain (0)
gsm-Network (1) modules (3) map-Errors (10) version6 (6)}

RoutingInfoForLCS-Arg,
RoutingInfoForLCS-Res,
ProvideSubscriberLocation-Arg,
ProvideSubscriberLocation-Res,
SubscriberLocationReport-Arg,
SubscriberLocationReport-Res
FROM MAP-LCS-DataTypes {
ccitt identified-organization (4) etsi (0) mobileDomain (0)
gsm-Network (1) modules (3) map-LCS-DataTypes (25) version6 (6)}
;

```

<pre> SendRoutingInfoForLCS ::= OPERATION ARGUMENT routingInfoForLCS-Arg RoutingInfoForLCS-Arg RESULT routingInfoForLCS-Res RoutingInfoForLCS-Res ERRORS { SystemFailure, DataMissing, UnexpectedDataValue, FacilityNotSupported, UnknownSubscriber, AbsentSubscriber, UnauthorizedRequestingNetwork } </pre>	--Timer m
--	-----------

<pre> ProvideSubscriberLocation ::= OPERATION ARGUMENT provideSubscriberLocation-Arg ProvideSubscriberLocation-Arg RESULT provideSubscriberLocation-Res ProvideSubscriberLocation-Res ERRORS { SystemFailure, DataMissing, UnexpectedDataValue, FacilityNotSupported, UnidentifiedSubscriber, IllegalSubscriber, IllegalEquipment, AbsentSubscriber, UnauthorizedRequestingNetwork, UnauthorizedLCSCClient, PositionMethodFailure } </pre>	--Timer ml
---	------------

<pre> SubscriberLocationReport ::= OPERATION ARGUMENT subscriberLocationReport-Arg SubscriberLocationReport-Arg RESULT subscriberLocationReport-Res SubscriberLocationReport-Res ERRORS { SystemFailure, DataMissing, ResourceLimitation, UnexpectedDataValue, UnknownSubscriber, UnauthorizedRequestingNetwork, UnknownOrUnreachableLCSCClient } </pre>	--Timer m
---	-----------

END

17.7 MAP constants and data types

17.7.1 Mobile Service data types

```

MAP-MS-DataTypes {
ccitt identified-organization (4) etsi (0) mobileDomain (0)
gsm-Network (1) modules (3) map-MS-DataTypes (11) version6 (6)}

```

DEFINITIONS

IMPLICIT TAGS

::=

BEGIN

EXPORTS

```
-- location registration types
UpdateLocationArg,
UpdateLocationRes,
CancelLocationArg,
CancelLocationRes,
PurgeMS-Arg,
PurgeMS-Res,
SendIdentificationArg,
SendIdentificationRes,
UpdateGprsLocationArg,
UpdateGprsLocationRes,
IST-SupportIndicator,

-- handover types
ForwardAccessSignalling-Arg,
PrepareHO-Arg,
PrepareHO-Res,
PrepareSubsequentHO-Arg,
PrepareSubsequentHO-Res,
ProcessAccessSignalling-Arg,
SendEndSignal-Arg,
SendEndSignal-Res,

-- authentication management types
SendAuthenticationInfoArg,
SendAuthenticationInfoRes,
AuthenticationFailureReportArg,
AuthenticationFailureReportRes,

-- security management types
EquipmentStatus,
Kc,

-- subscriber management types
InsertSubscriberDataArg,
InsertSubscriberDataRes,
DeleteSubscriberDataArg,
DeleteSubscriberDataRes,
SubscriberData,
ODB-Data,
SubscriberStatus,
ZoneCodeList,
maxNumOfZoneCodes,
O-CSI,
D-CSI,
O-BcsmCamelTDPCriteriaList,
T-BCSM-CAMEL-TDP-CriteriaList,
SS-CSI,
ServiceKey,
DefaultCallHandling,
CamelCapabilityHandling,
BasicServiceCriteria,
SupportedCamelPhases,
maxNumOfCamelTDPData,
CUG-Index,
CUG-Interlock,
InterCUG-Restrictions,
IntraCUG-Options,
NotificationToMSUser,
IST-AlertTimerValue,
T-CSI,
T-BcsmTriggerDetectionPoint,

-- fault recovery types
ResetArg,
RestoreDataArg,
RestoreDataRes,
```

```

-- subscriber information enquiry types
ProvideSubscriberInfoArg,
ProvideSubscriberInfoRes,
SubscriberInfo,
LocationInformation,
SubscriberState,

-- any time information enquiry types
AnyTimeInterrogationArg,
AnyTimeInterrogationRes,

-- any time information handling types
AnyTimeSubscriptionInterrogationArg,
AnyTimeSubscriptionInterrogationRes,
AnyTimeModificationArg,
AnyTimeModificationRes,

-- subscriber data modification notification types
NoteSubscriberDataModifiedArg,
NoteSubscriberDataModifiedRes,

-- gprs location information retrieval types
SendRoutingInfoForGprsArg,
SendRoutingInfoForGprsRes,

-- failure reporting types
FailureReportArg,
FailureReportRes,

-- gprs notification types
NoteMsPresentForGprsArg,
NoteMsPresentForGprsRes,

-- Mobility Management types
NoteMM-EventArg,
NoteMM-EventRes

;

IMPORTS
  maxNumOfSS,
  SS-SubscriptionOption,
  SS-List,
  SS-ForBS-Code,
  Password
FROM MAP-SS-DataTypes {
  ccitt identified-organization (4) etsi (0) mobileDomain (0)
  gsm-Network (1) modules (3) map-SS-DataTypes (14) version6 (6)}

  SS-Code
FROM MAP-SS-Code {
  ccitt identified-organization (4) etsi (0) mobileDomain (0)
  gsm-Network (1) modules (3) map-SS-Code (15) version6 (6)}

  Ext-BearerServiceCode
FROM MAP-BS-Code {
  ccitt identified-organization (4) etsi (0) mobileDomain (0)
  gsm-Network (1) modules (3) map-BS-Code (20) version6 (6)}

  Ext-TeleserviceCode
FROM MAP-TS-Code {
  ccitt identified-organization (4) etsi (0) mobileDomain (0)
  gsm-Network (1) modules (3) map-TS-Code (19) version6 (6)}

  AddressString,
  ISDN-AddressString,
  ISDN-SubaddressString,
  FTN-AddressString,
  AccessNetworkSignalInfo,
  IMSI,
  TMSI,
  HLR-List,
  LMSI,
  Identity,
  GlobalCellId,

```

```

CellGlobalIdOrServiceAreaIdOrLAI,
Ext-BasicServiceCode,
NAEA-PreferredCI,
EMLPP-Info,
MC-SS-Info,
SubscriberIdentity,
AgeOfLocationInformation,
LCSCClientExternalID,
LCSCClientInternalID,
Ext-SS-Status

```

```

FROM MAP-CommonDataTypes {
  ccitt identified-organization (4) etsi (0) mobileDomain (0)
  gsm-Network (1) modules (3) map-CommonDataTypes (18) version6 (6)}

```

ExtensionContainer

```

FROM MAP-ExtensionDataTypes {
  ccitt identified-organization (4) etsi (0) mobileDomain (0)
  gsm-Network (1) modules (3) map-ExtensionDataTypes (21) version6 (6)}

```

AbsentSubscriberDiagnosticSM

```

FROM MAP-ER-DataTypes {
  ccitt identified-organization (4) etsi (0) mobileDomain (0)
  gsm-Network (1) modules (3) map-ER-DataTypes (17) version6 (6)}

```

;

-- location registration types

UpdateLocationArg ::= SEQUENCE {			
imsi	IMSI,		
msc-Number	[1] ISDN-AddressString,		
vlr-Number	ISDN-AddressString,		
lmsi	[10] LMSI OPTIONAL,		
extensionContainer	ExtensionContainer	OPTIONAL,	
...			
vlr-Capability	[6] VLR-Capability	OPTIONAL }	

VLR-Capability ::= SEQUENCE{			
supportedCamelPhases	[0] SupportedCamelPhases	OPTIONAL,	
extensionContainer	ExtensionContainer	OPTIONAL,	
...			
solsaSupportIndicator	[2] NULL	OPTIONAL,	
istSupportIndicator	[1] IST-SupportIndicator	OPTIONAL,	
superChargerSupportedInServingNetworkEntity	[3] SuperChargerInfo	OPTIONAL,	
longFTN-Supported	[4] NULL	OPTIONAL }	

SuperChargerInfo ::= CHOICE {	
sendSubscriberData	[0] NULL,
subscriberDataStored	[1] AgeIndicator }

AgeIndicator ::= OCTET STRING (SIZE (1..6))
-- The internal structure of this parameter is implementation specific.

IST-SupportIndicator ::= ENUMERATED {	
basicISTSupported	(0),
istCommandSupported	(1),
...	
-- exception handling:	
-- reception of values > 1 shall be mapped to ' istCommandSupported '	

UpdateLocationRes ::= SEQUENCE {		
hlr-Number	ISDN-AddressString,	
extensionContainer	ExtensionContainer	OPTIONAL,
...		}

```

CancelLocationArg ::= [3] SEQUENCE {
  identity                               Identity,
  cancellationType                       CancellationType           OPTIONAL,
  extensionContainer                     ExtensionContainer         OPTIONAL,
  ...}

```

```

CancellationType ::= ENUMERATED {
  updateProcedure                       (0),
  subscriptionWithdraw                  (1),
  ...}
-- The HLR shall not send values other than listed above

```

```

CancelLocationRes ::= SEQUENCE {
  extensionContainer                     ExtensionContainer         OPTIONAL,
  ...}

```

```

PurgeMS-Arg ::= [3] SEQUENCE {
  imsi                                   IMSI,
  vlr-Number                            [0] ISDN-AddressString    OPTIONAL,
  sgsn-Number                            [1] ISDN-AddressString    OPTIONAL,
  extensionContainer                     ExtensionContainer         OPTIONAL,
  ...}

```

```

PurgeMS-Res ::= SEQUENCE {
  freezeTMSI                            [0] NULL                  OPTIONAL,
  freezeP-TMSI                          [1] NULL                  OPTIONAL,
  extensionContainer                     ExtensionContainer         OPTIONAL,
  ...}

```

```

SendIdentificationArg ::= SEQUENCE {
  tmsi                                   TMSI,
  numberOfRequestedVectors               NumberOfRequestedVectors   OPTIONAL,
  -- if segmentation is used, numberOfRequestedVectors shall be present in
  -- the first segment and shall not be present in subsequent segments. If received
  -- in a subsequent segment it shall be discarded.
  segmentationProhibited                NULL                       OPTIONAL,
  -- if segmentation is prohibited the previous VLR shall not send the result
  -- within a TC-CONTINUE message.
  extensionContainer                     ExtensionContainer         OPTIONAL,
  ...}

```

```

SendIdentificationRes ::= [3] SEQUENCE {
  imsi                                   IMSI                       OPTIONAL,
  -- IMSI must be present if SendIdentificationRes is not segmented.
  -- If the TC-Continue segmentation option is taken the IMSI must be
  -- present in one segmented transmission of SendIdentificationRes.
  authenticationSetList                  AuthenticationSetList      OPTIONAL,
  currentSecurityContext                 [2] CurrentSecurityContext OPTIONAL,
  extensionContainer                     [3] ExtensionContainer    OPTIONAL,
  ...}

```

-- authentication management types

```

AuthenticationSetList ::= CHOICE {
  tripletList                            [0] TripletList,
  quintupletList                         [1] QuintupletList }

```

```

TripletList ::= SEQUENCE SIZE (1..5) OF
  AuthenticationTriplet

```

```

QuintupletList ::= SEQUENCE SIZE (1..5) OF
  AuthenticationQuintuplet

```

```

AuthenticationTriplet ::= SEQUENCE {
  rand                                   RAND,
  sres                                   SRES,
  kc                                     Kc,
  ...}

```

```

AuthenticationQuintuplet ::= SEQUENCE {
    rand                RAND,
    xres                XRES,
    ck                  CK,
    ik                  IK,
    autn                AUTN,
    ...}

```

```

CurrentSecurityContext ::= CHOICE {
    gsm-SecurityContextData    [0] GSM-SecurityContextData,
    umts-SecurityContextData   [1] UMTS-SecurityContextData }

```

```

GSM-SecurityContextData ::= SEQUENCE {
    kc                Kc,
    cksn              Cksn,
    ... }

```

```

UMTS-SecurityContextData ::= SEQUENCE {
    ck                CK,
    ik                IK,
    ksi               KSI,
    ... }

```

```

RAND ::= OCTET STRING (SIZE (16))

```

```

SRES ::= OCTET STRING (SIZE (4))

```

```

Kc ::= OCTET STRING (SIZE (8))

```

```

XRES ::= OCTET STRING (SIZE (4..16))

```

```

CK ::= OCTET STRING (SIZE (16))

```

```

IK ::= OCTET STRING (SIZE (16))

```

```

AUTN ::= OCTET STRING (SIZE (14..18))

```

```

AUTS ::= OCTET STRING (SIZE (12..16))

```

```

Cksn ::= OCTET STRING (SIZE (1))
    -- The internal structure is defined in 3G TS 24.008

```

```

KSI ::= OCTET STRING (SIZE (1))
    -- The internal structure is defined in 3G TS 24.008

```

```

AuthenticationFailureReportArg ::= SEQUENCE {
    imsi                IMSI,
    failureCause        FailureCause,
    extensionContainer  ExtensionContainer                OPTIONAL,
    ...}

```

```

AuthenticationFailureReportRes ::= SEQUENCE {
    extensionContainer  ExtensionContainer                OPTIONAL,
    ...}

```

```

FailureCause ::= ENUMERATED {
    wrongUserResponse (0),
    wrongNetworkSignature (1)}

```

-- gprs location registration types

```

UpdateGprsLocationArg ::= SEQUENCE {
    imsi                IMSI,
    sgsn-Number         ISDN-AddressString,
    sgsn-Address        GSN-Address,
    extensionContainer  ExtensionContainer                OPTIONAL,
    ... ,
    sgsn-Capability     [0] SGSN-Capability                OPTIONAL }

```


SGSN-Capability ::= SEQUENCE{		
solsaSupportIndicator	NULL	OPTIONAL,
extensionContainer	[1] ExtensionContainer	OPTIONAL,
...		
superChargerSupportedInServingNetworkEntity	[2] SuperChargerInfo	OPTIONAL,
gprsEnhancementsSupportIndicator	[3] NULL	OPTIONAL,
supportedCamelPhases	[4] SupportedCamelPhases	OPTIONAL }

GSN-Address ::= OCTET STRING (SIZE (5..17))		
-- Octets are coded according to TS GSM 03.03		

UpdateGprsLocationRes ::= SEQUENCE {		
hlr-Number	ISDN-AddressString,	
extensionContainer	ExtensionContainer	OPTIONAL,
...		

-- handover types

ForwardAccessSignalling-Arg ::= SEQUENCE {		
an-APDU	AccessNetworkSignalInfo,	
extensionContainer	[0] ExtensionContainer	OPTIONAL,
...		

PrepareHO-Arg ::= [3] SEQUENCE {		
targetCellId	[0] GlobalCellId	OPTIONAL,
ho-NumberNotRequired	NULL	OPTIONAL,
targetRNCId	[1] RNCId	OPTIONAL,
an-APDU	[2] AccessNetworkSignalInfo	OPTIONAL,
multipleBearerRequested	[3] NULL	OPTIONAL,
imsi	[4] IMSI	OPTIONAL,
integrityProtectionInfo	[5] IntegrityProtectionInformation	OPTIONAL,
encryptionProtectionInfo	[6] EncryptionProtectionInformation	OPTIONAL,
radioResourceInformation	[7] RadioResourceInformation	OPTIONAL,
extensionContainer	[8] ExtensionContainer	OPTIONAL,
...		

PrepareHO-Res ::= [3] SEQUENCE {		
handoverNumber	[0] ISDN-AddressString	OPTIONAL,
relocationNumberList	[1] RelocationNumberList	OPTIONAL,
an-APDU	[2] AccessNetworkSignalInfo	OPTIONAL,
multicallBearerInfo	[3] MulticallBearerInfo	OPTIONAL,
multipleBearerNotSupported	NULL	OPTIONAL,
extensionContainer	[4] ExtensionContainer	OPTIONAL,
...		

PrepareSubsequentHO-Arg ::= [3] SEQUENCE {		
targetCellId	[0] GlobalCellId,	
targetMSC-Number	[1] ISDN-AddressString,	
targetRNCId	[2] RNCId	OPTIONAL,
an-APDU	[3] AccessNetworkSignalInfo	OPTIONAL,
extensionContainer	[4] ExtensionContainer	OPTIONAL,
...		

PrepareSubsequentHO-Res ::= SEQUENCE {		
an-APDU	AccessNetworkSignalInfo,	
extensionContainer	[0] ExtensionContainer	OPTIONAL,
...		

ProcessAccessSignalling-Arg ::= SEQUENCE {		
an-APDU	AccessNetworkSignalInfo,	
extensionContainer	[0] ExtensionContainer	OPTIONAL,
...		

SendEndSignal-Arg ::= SEQUENCE {		
an-APDU	AccessNetworkSignalInfo,	
extensionContainer	[0] ExtensionContainer	OPTIONAL,
...		

SendEndSignal-Res ::= SEQUENCE {		
extensionContainer	[0] ExtensionContainer	OPTIONAL,
...		

```

RNCId ::= OCTET STRING (SIZE (5))
  -- Refers to the Target RNC-ID in the Target ID in 3G TS 25.413.
  -- The internal structure is defined as follows:
  -- octet 1 bits 4321      Mobile Country Code 1st digit
  --      bits 8765      Mobile Country Code 2nd digit
  -- octet 2 bits 4321      Mobile Country Code 3rd digit
  --      bits 8765      Mobile Network Code 3rd digit
  --                      or filler (1111) for 2 digit MNCs
  -- octet 3 bits 4321      Mobile Network Code 1st digit
  --      bits 8765      Mobile Network Code 2nd digit
  -- octets 4 and 5      RNC ID

```

```

RelocationNumberList ::= SEQUENCE SIZE (1..maxNumOfRelocationNumber) OF
  RelocationNumber

```

```

MulticallBearerInfo ::= INTEGER (1..maxNumOfRelocationNumber)

```

```

RelocationNumber ::= SEQUENCE {
  handoverNumber      ISDN-AddressString,
  rab-Id              RAB-Id,
  -- RAB Identity is needed to relate the calls with the radio access bearers.
  ...}

```

```

RAB-Id ::= INTEGER (1..maxNrOfRABs)

```

```

maxNrOfRABs INTEGER ::= 256

```

```

maxNumOfRelocationNumber INTEGER ::= 7

```

```

RadioResourceInformation ::= OCTET STRING (SIZE (5..10))
  -- Octets are coded according the Channel Type information element in GSM 08.08

```

```

IntegrityProtectionInformation ::= OCTET STRING (SIZE (17..maxNumOfIntegrityInfo))
  -- Octets are coded according to 3G TS 25.413

```

```

maxNumOfIntegrityInfo INTEGER ::= 100

```

```

EncryptionProtectionInformation ::= OCTET STRING (SIZE (17..maxNumOfEncryptionInfo))
  -- Octets are coded according to 3G TS 25.413

```

```

maxNumOfEncryptionInfo INTEGER ::= 100

```

```

-- authentication management types

```

```

SendAuthenticationInfoArg ::= SEQUENCE {
  imsi                [0] IMSI,
  numberOfRequestedVectors      NumberOfRequestedVectors      OPTIONAL,
  -- if segmentation is used, numberOfRequestedVectors shall be present in
  -- the first segment and shall not be present in subsequent segments. If received
  -- in a subsequent segment it shall be discarded.
  segmentationProhibited      NULL                          OPTIONAL,
  -- if segmentation is prohibited the HLR shall not send the result within
  -- a TC-CONTINUE message.
  immediateResponsePreferred      [1] NULL                  OPTIONAL,
  -- if present, the HLR may send an immediate response with the available authentication
  -- vectors (see § 8.5.2 for more information).
  -- if segmentation is used, immediateResponsePreferred shall not be present in
  -- subsequent segments. If received in a subsequent segment it shall be discarded.
  re-synchronisationInfo      Re-synchronisationInfo      OPTIONAL,
  extensionContainer          [2] ExtensionContainer        OPTIONAL,
  ...}

```

```

NumberOfRequestedVectors ::= INTEGER (1..5)

```

```

Re-synchronisationInfo ::= SEQUENCE {
  rand                RAND,
  auts                AUTS,
  ...}

```

```

SendAuthenticationInfoRes ::= [3] SEQUENCE {
  authenticationSetList      AuthenticationSetList      OPTIONAL,
  extensionContainer          ExtensionContainer        OPTIONAL,
  ...}

```

-- security management types

```
EquipmentStatus ::= ENUMERATED {
    whiteListed (0),
    blackListed (1),
    greyListed (2)}
```

-- subscriber management types

```
InsertSubscriberDataArg ::= SEQUENCE {
    imsi [0] IMSI OPTIONAL,
    COMPONENTS OF SubscriberData,
    extensionContainer [14] ExtensionContainer OPTIONAL,
    ... ,
    naea-PreferredCI [15] NAEA-PreferredCI OPTIONAL,
    -- naea-PreferredCI is included at the discretion of the HLR operator.
    gprsSubscriptionData [16] GPRSSubscriptionData OPTIONAL,
    roamingRestrictedInSgsnDueToUnsupportedFeature [23]
        NULL OPTIONAL,
    networkAccessMode [24] NetworkAccessMode OPTIONAL,
    lsaInformation [25] LSAInformation OPTIONAL,
    lmu-Indicator [21] NULL OPTIONAL,
    lcsInformation [22] LCSInformation OPTIONAL,
        istAlertTimer [26] IST-AlertTimerValue OPTIONAL,
        superChargerSupportedInHLR [27] AgeIndicator OPTIONAL,
        mc-SS-Info [28] MC-SS-Info OPTIONAL,
    cs-AllocationRetentionPriority [29] CS-AllocationRetentionPriority OPTIONAL
}
-- If the Network Access Mode parameter is sent, it shall be present only in
-- the first sequence if segmentation is used
```

```
CS-AllocationRetentionPriority ::= OCTET STRING (SIZE (1))
-- This data type encodes each priority level defined in TS 23.107 as the binary value
-- of the priority level.
```

```
IST-AlertTimerValue ::= INTEGER (15..255)
```

```
LCSInformation ::= SEQUENCE {
    gmlc-List [0] GMLC-List OPTIONAL,
    lcs-PrivacyExceptionList [1] LCS-PrivacyExceptionList OPTIONAL,
    molr-List [2] MOLR-List OPTIONAL,
    ...}
```

```
GMLC-List ::= SEQUENCE SIZE (1..maxNumOfGMLC) OF
    ISDN-AddressString
-- if segmentation is used, the complete GMLC-List shall be sent in one segment
```

```
maxNumOfGMLC INTEGER ::= 5
```

```
NetworkAccessMode ::= ENUMERATED {
    bothMSCAndSGSN (0),
    onlyMSC (1),
    onlySGSN (2),
    ...}
-- if unknown values are received in NetworkAccessMode
-- they shall be discarded.
```

```
GPRSDataList ::= SEQUENCE SIZE (1..maxNumOfPDP-Contexts) OF
    PDP-Context
```

```
maxNumOfPDP-Contexts INTEGER ::= 50
```

```

PDP-Context ::= SEQUENCE {
    pdp-ContextId          ContextId,
    pdp-Type                [16] PDP-Type,
    pdp-Address             [17] PDP-Address          OPTIONAL,
    qos-Subscribed          [18] QoS-Subscribed,
    vplmnAddressAllowed     [19] NULL OPTIONAL,
    apn                    [20] APN,
    extensionContainer      [21] ExtensionContainer    OPTIONAL,
    ... ,
    ext-QoS-Subscribed      [0] Ext-QoS-Subscribed    OPTIONAL }
-- qos-Subscribed shall be discarded if ext-QoS-Subscribed is received and supported

```

```

ContextId ::= INTEGER (1..maxNumOfPDP-Contexts)

```

```

GPRSSubscriptionData ::= SEQUENCE {
    completeDataListIncluded      NULL          OPTIONAL,
    -- If segmentation is used, completeDataListIncluded may only be present in the
    -- first segment.
    gprsDataList                  [1] GPRSDataList,
    extensionContainer            [2] ExtensionContainer    OPTIONAL,
    ... ,
    sgsn-CAMEL-SubscriptionInfo  [3] SGSN-CAMEL-SubscriptionInfo  OPTIONAL,
    chargingCharacteristics       [4] ChargingCharacteristics  OPTIONAL }

```

```

SGSN-CAMEL-SubscriptionInfo ::= SEQUENCE {
    gprs-CSI                     [0] GPRS-CSI          OPTIONAL,
    sms-CSI                      [1] SMS-CSI           OPTIONAL,
    extensionContainer            [2] ExtensionContainer    OPTIONAL,
    ... }

```

```

GPRS-CSI ::= SEQUENCE {
    gprs-CamelTDPDataList        [0] GPRS-CamelTDPDataList,
    camelCapabilityHandling      [1] CamelCapabilityHandling,
    extensionContainer           [2] ExtensionContainer    OPTIONAL,
    notificationToCSE           [3] NULL                OPTIONAL,
    csiActive                    [4] NULL                OPTIONAL,
    ... }
-- notificationToCSE and csiActive shall not be present when GPRS-CSI is sent to SGSN.
-- They may only be included in ATSI/ATM Ack message.

```

```

GPRS-CamelTDPDataList ::= SEQUENCE SIZE (1..maxNumOfCamelTDPData) OF
    GPRS-CamelTDPData
-- GPRS-CamelTDPDataList shall not contain more than one instance of
-- GPRS-CamelTDPData containing the same value for gprs-TriggerDetectionPoint.

```

```

GPRS-CamelTDPData ::= SEQUENCE {
    gprs-TriggerDetectionPoint    [0] GPRS-TriggerDetectionPoint,
    serviceKey                    [1] ServiceKey,
    gsmSCF-Address                [2] ISDN-AddressString,
    defaultSessionHandling        [3] DefaultGPRS-Handling,
    extensionContainer            [4] ExtensionContainer    OPTIONAL,
    ... }

```

```

DefaultGPRS-Handling ::= ENUMERATED {
    continueTransaction (0) ,
    releaseTransaction (1) ,
    ... }
-- exception handling:
-- reception of values in range 2-31 shall be treated as "continueTransaction"
-- reception of values greater than 31 shall be treated as "releaseTransaction"

```

```

GPRS-TriggerDetectionPoint ::= ENUMERATED {
    attach                        (1),
    attachChangeOfPosition       (2),
    pdp-ContextEstablishment     (11),
    pdp-ContextEstablishmentAcknowledgement (12),
    pdp-ContextChangeOfPosition (14),
    ... }
-- exception handling:
-- For GPRS-CamelTDPData sequences containing this parameter with any
-- other value than the ones listed the receiver shall ignore the whole
-- GPRS-CamelTDPData sequence.

```

```

APN ::= OCTET STRING (SIZE (2..63))
  -- Octets are coded according to TS GSM 03.03

```

```

PDP-Type ::= OCTET STRING (SIZE (2))
  -- Octets are coded according to TS GSM 09.60

```

```

PDP-Address ::= OCTET STRING (SIZE (1..16))
  -- Octets are coded according to TS GSM 09.60

  -- The possible size values are:
  -- 1-7 octets X.25 address type
  -- 4 octets IPv4 address type
  -- 16 octets Ipv6 address type

```

```

QoS-Subscribed ::= OCTET STRING (SIZE (3))
  -- Octets are coded according to TS GSM 04.08.

```

```

Ext-QoS-Subscribed ::= OCTET STRING (SIZE (1..16))
  -- OCTET 1:
  -- Allocation/Retention Priority (This octet encodes each priority level defined in
  -- 23.107 as the binary value of the priority level, declaration in 29.060)
  -- OCTET 2:
  -- bits 876: Traffic Class
  -- bit 5: 0 (unused)
  -- bits 43: Delivery order
  -- bits 21: Delivery of erroneous SDU
  -- OCTETS 3-4:
  -- Maximum SDU size
  -- OCTETS 5-6:
  -- Maximum bit rate for uplink
  -- OCTETS 7-8:
  -- Maximum bit rate for downlink
  -- OCTET 9:
  -- Residual BER
  -- OCTET 10:
  -- SDU error ratio
  -- OCTET 11:
  -- Transfer delay
  -- OCTETS 12-13:
  -- Guaranteed bit rate for uplink
  -- OCTETS 14-15:
  -- Guaranteed bit rate for downlink
  -- OCTET 16:
  -- bits 876543: 0 (unused)
  -- bits 21: traffic handling priority
  -- (Octets 2-16 are coded according to 3G TS 24.008 Quality of Service according Octets
  -- 6-20.

```

```

ChargingCharacteristics ::= OCTET STRING (SIZE (1))
  -- Octets are coded according to 3G TS 29.060.

```

```

LSAOnlyAccessIndicator ::= ENUMERATED {
  accessOutsideLSAsAllowed (0),
  accessOutsideLSAsRestricted (1)}

```

```

LSADataList ::= SEQUENCE SIZE (1..maxNumOfLSAs) OF
  LSAData

```

```

maxNumOfLSAs INTEGER ::= 20

```

```

LSAData ::= SEQUENCE {
  lsaIdentity           [0] LSAIdentity,
  lsaAttributes         [1] LSAAttributes,
  lsaActiveModeIndicator [2] NULL OPTIONAL,
  extensionContainer    [3] ExtensionContainer OPTIONAL,
  ...}

```

```

LSAInformation ::= SEQUENCE {
    completeDataListIncluded          NULL                OPTIONAL,

    -- If segmentation is used, completeDataListIncluded may only be present in the
    -- first segment.
    lsaOnlyAccessIndicator            [1] LSAOnlyAccessIndicator  OPTIONAL,
    lsaDataList                       [2] LSADataList                OPTIONAL,
    extensionContainer                 [3] ExtensionContainer        OPTIONAL,
    ...}

```

```

LSAIdentity ::= OCTET STRING (SIZE (3))
    -- Octets are coded according to TS GSM 03.03

```

```

LSAAttributes ::= OCTET STRING (SIZE (1))
    -- Octets are coded according to TS GSM 08.08

```

```

SubscriberData ::= SEQUENCE {
    msisdn                            [1] ISDN-AddressString      OPTIONAL,
    category                          [2] Category                OPTIONAL,
    subscriberStatus                   [3] SubscriberStatus      OPTIONAL,
    bearerServiceList                  [4] BearerServiceList      OPTIONAL,
    -- The exception handling for reception of unsupported / not allocated
    -- bearerServiceCodes is defined in section 8.8.1
    teleserviceList                    [6] TeleserviceList        OPTIONAL,
    -- The exception handling for reception of unsupported / not allocated
    -- teleserviceCodes is defined in section 8.8.1
    provisionedSS                      [7] Ext-SS-InfoList        OPTIONAL,
    odb-Data                           [8] ODB-Data                OPTIONAL,
    roamingRestrictionDueToUnsupportedFeature [9] NULL                OPTIONAL,
    regionalSubscriptionData            [10] ZoneCodeList          OPTIONAL,
    vbsSubscriptionData                 [11] VBSDataList           OPTIONAL,
    vgcsSubscriptionData                [12] VGCSDataList         OPTIONAL,
    vlrCamelSubscriptionInfo            [13] VlrCamelSubscriptionInfo OPTIONAL,
}

```

```

Category ::= OCTET STRING (SIZE (1))
    -- The internal structure is defined in CCITT Rec Q.763.

```

```

SubscriberStatus ::= ENUMERATED {
    serviceGranted (0),
    operatorDeterminedBarring (1)}

```

```

BearerServiceList ::= SEQUENCE SIZE (1..maxNumOfBearerServices) OF
    Ext-BearerServiceCode

```

```

maxNumOfBearerServices INTEGER ::= 50

```

```

TeleserviceList ::= SEQUENCE SIZE (1..maxNumOfTeleservices) OF
    Ext-TeleserviceCode

```

```

maxNumOfTeleservices INTEGER ::= 20

```

```

ODB-Data ::= SEQUENCE {
    odb-GeneralData                    ODB-GeneralData,
    odb-HPLMN-Data                     ODB-HPLMN-Data          OPTIONAL,
    extensionContainer                  ExtensionContainer        OPTIONAL,
    ...}

```

```

ODB-GeneralData ::= BIT STRING {
    alloG-CallsBarred (0),
    internationalOGCallsBarred (1),
    internationalOGCallsNotToHPLMN-CountryBarred (2),
    interzonalOGCallsBarred (6),
    interzonalOGCallsNotToHPLMN-CountryBarred (7),
    interzonalOGCallsAndInternationalOGCallsNotToHPLMN-CountryBarred (8),
    premiumRateInformationOGCallsBarred (3),
    premiumRateEntertainmentOGCallsBarred (4),
    ss-AccessBarred (5),
    allECT-Barred (9),
    chargeableECT-Barred (10),
    internationalECT-Barred (11),
    interzonalECT-Barred (12),
    doublyChargeableECT-Barred (13),
    multipleECT-Barred (14)} (SIZE (15..32))
-- exception handling: reception of unknown bit assignments in the
-- ODB-GeneralData type shall be treated like unsupported ODB-GeneralData

```

```

ODB-HPLMN-Data ::= BIT STRING {
    plmn-SpecificBarringType1 (0),
    plmn-SpecificBarringType2 (1),
    plmn-SpecificBarringType3 (2),
    plmn-SpecificBarringType4 (3)} (SIZE (4..32))
-- exception handling: reception of unknown bit assignments in the
-- ODB-HPLMN-Data type shall be treated like unsupported ODB-HPLMN-Data

```

```

Ext-SS-InfoList ::= SEQUENCE SIZE (1..maxNumOfSS) OF
    Ext-SS-Info

```

```

Ext-SS-Info ::= CHOICE {
    forwardingInfo           [0] Ext-ForwInfo,
    callBarringInfo         [1] Ext-CallBarInfo,
    cug-Info                 [2] CUG-Info,
    ss-Data                  [3] Ext-SS-Data,
    emlpp-Info               [4] EMLPP-Info}

```

```

Ext-ForwInfo ::= SEQUENCE {
    ss-Code                  SS-Code,
    forwardingFeatureList    Ext-ForwFeatureList,
    extensionContainer       [0] ExtensionContainer           OPTIONAL,
    ...}

```

```

Ext-ForwFeatureList ::= SEQUENCE SIZE (1..maxNumOfExt-BasicServiceGroups) OF
    Ext-ForwFeature

```

```

Ext-ForwFeature ::= SEQUENCE {
    basicService                Ext-BasicServiceCode                OPTIONAL,
    ss-Status                   [4] Ext-SS-Status,
    forwardedToNumber           [5] ISDN-AddressString              OPTIONAL,
    -- When this data type is sent from an HLR which supports CAMEL Phase 2
    -- to a VLR that supports CAMEL Phase 2 the VLR shall not check the
    -- format of the number
    forwardedToSubaddress       [8] ISDN-SubaddressString          OPTIONAL,
    forwardingOptions           [6] Ext-ForwOptions                OPTIONAL,
    noReplyConditionTime       [7] Ext-NoRepCondTime              OPTIONAL,
    extensionContainer          [9] ExtensionContainer              OPTIONAL,
    ...,
    longForwardedToNumber       [10] FTN-AddressString              OPTIONAL }

```

```

Ext-ForwOptions ::= OCTET STRING (SIZE (1..5))

    -- OCTET 1:

    -- bit 8: notification to forwarding party
    -- 0 no notification
    -- 1 notification

    -- bit 7: redirecting presentation
    -- 0 no presentation
    -- 1 presentation

    -- bit 6: notification to calling party
    -- 0 no notification
    -- 1 notification

    -- bit 5: 0 (unused)

    -- bits 4:3: forwarding reason
    -- 00 ms not reachable
    -- 01 ms busy
    -- 10 no reply
    -- 11 unconditional

    -- bits 2:1: 00 (unused)

    -- OCTETS 2-5: reserved for future use. They shall be discarded if
    -- received and not understood.

```

```

Ext-NoRepCondTime ::= INTEGER (1..100)
    -- Only values 5-30 are used.
    -- Values in the ranges 1-4 and 31-100 are reserved for future use
    -- If received:
    --     values 1-4 shall be mapped on to value 5
    --     values 31-100 shall be mapped on to value 30

```

```

Ext-CallBarInfo ::= SEQUENCE {
    ss-Code                    SS-Code,
    callBarringFeatureList     Ext-CallBarFeatureList,
    extensionContainer          ExtensionContainer                OPTIONAL,
    ...}

```

```

Ext-CallBarFeatureList ::= SEQUENCE SIZE (1..maxNumOfExt-BasicServiceGroups) OF
    Ext-CallBarringFeature

```

```

Ext-CallBarringFeature ::= SEQUENCE {
    basicService                Ext-BasicServiceCode                OPTIONAL,
    ss-Status                   [4] Ext-SS-Status,
    extensionContainer          ExtensionContainer                OPTIONAL,
    ...}

```

```

CUG-Info ::= SEQUENCE {
    cug-SubscriptionList       CUG-SubscriptionList,
    cug-FeatureList            CUG-FeatureList                OPTIONAL,
    extensionContainer          [0] ExtensionContainer              OPTIONAL,
    ...}

```

```

CUG-SubscriptionList ::= SEQUENCE SIZE (0..maxNumOfCUG) OF
    CUG-Subscription

```



```

CUG-Subscription ::= SEQUENCE {
    cug-Index CUG-Index,
    cug-Interlock                               CUG-Interlock,
    intraCUG-Options                            IntraCUG-Options,
    basicServiceGroupList                       Ext-BasicServiceGroupList    OPTIONAL,
    extensionContainer                           [0] ExtensionContainer      OPTIONAL,
    ...}

```

```

CUG-Index ::= INTEGER (0..32767)
-- The internal structure is defined in ETS 300 138.

```

```

CUG-Interlock ::= OCTET STRING (SIZE (4))

```

```

IntraCUG-Options ::= ENUMERATED {
    noCUG-Restrictions (0),
    cugIC-CallBarred (1),
    cugOG-CallBarred (2)}

```

```

maxNumOfCUG INTEGER ::= 10

```

```

CUG-FeatureList ::= SEQUENCE SIZE (1..maxNumOfExt-BasicServiceGroups) OF
    CUG-Feature

```

```

Ext-BasicServiceGroupList ::= SEQUENCE SIZE (1..maxNumOfExt-BasicServiceGroups) OF
    Ext-BasicServiceCode

```

```

maxNumOfExt-BasicServiceGroups INTEGER ::= 32

```

```

CUG-Feature ::= SEQUENCE {
    basicService                               Ext-BasicServiceCode        OPTIONAL,
    preferentialCUG-Indicator                  CUG-Index OPTIONAL,
    interCUG-Restrictions                      InterCUG-Restrictions,
    extensionContainer                          ExtensionContainer          OPTIONAL,
    ...}

```

```

InterCUG-Restrictions ::= OCTET STRING (SIZE (1))

-- bits 876543: 000000 (unused)
-- Exception handling:
-- bits 876543 shall be ignored if received and not understood

-- bits 21
-- 00 CUG only facilities
-- 01 CUG with outgoing access
-- 10 CUG with incoming access
-- 11 CUG with both outgoing and incoming access

```

```

Ext-SS-Data ::= SEQUENCE {
    ss-Code                                     SS-Code,
    ss-Status [4] Ext-SS-Status,
    ss-SubscriptionOption                      SS-SubscriptionOption      OPTIONAL,
    basicServiceGroupList                     Ext-BasicServiceGroupList  OPTIONAL,
    extensionContainer                          [5] ExtensionContainer      OPTIONAL,
    ...}

```

```

LCS-PrivacyExceptionList ::= SEQUENCE SIZE (1..maxNumOfPrivacyClass) OF
    LCS-PrivacyClass

```

```

maxNumOfPrivacyClass INTEGER ::= 4

```

```

LCS-PrivacyClass ::= SEQUENCE {
    ss-Code                SS-Code,
    ss-Status              Ext-SS-Status,
    notificationToMSUser  [0] NotificationToMSUser    OPTIONAL,
    -- notificationToMSUser is expected only for
    -- SS-code = callunrelated or SS-code = callrelated
    externalClientList    [1] ExternalClientList      OPTIONAL,
    -- externalClientList is expected only for SS-code = callunrelated
    plmnClientList        [2] PLMNClientList          OPTIONAL,
    -- plmnClientList is expected only for SS-code = plmn operator
    extensionContainer     [3] ExtensionContainer      OPTIONAL,
    -- if segmentation is used, the complete LCS-PrivacyClass shall be sent in one segment
    ... }

```

```

ExternalClientList ::= SEQUENCE SIZE (0..maxNumOfExternalClient) OF
    ExternalClient

```

```

maxNumOfExternalClient INTEGER ::= 5

```

```

PLMNClientList ::= SEQUENCE SIZE (1..maxNumOfPLMNClient) OF
    LCSCClientInternalID

```

```

maxNumOfPLMNClient INTEGER ::= 5

```

```

ExternalClient ::= SEQUENCE {
    clientIdentity          LCSCClientExternalID,
    gmlc-Restriction        [0] GMLC-Restriction      OPTIONAL,
    notificationToMSUser    [1] NotificationToMSUser  OPTIONAL,
    extensionContainer       [2] ExtensionContainer    OPTIONAL,
    ... }

```

```

GMLC-Restriction ::= ENUMERATED {
    gmlc-List                (0),
    home-Country             (1),
    ... }
-- exception handling:
-- At reception of any other value than the ones listed the receiver shall ignore
-- GMLC-Restriction.

```

```

NotificationToMSUser ::= ENUMERATED {
    notifyLocationAllowed    (0),
    notifyAndVerify-LocationAllowedIfNoResponse (1),
    notifyAndVerify-LocationNotAllowedIfNoResponse(2),
    ... }
-- exception handling:
-- At reception of any other value than the ones listed the receiver shall ignore
-- NotificationToMSUser.

```

```

MOLR-List ::= SEQUENCE SIZE (1..maxNumOfMOLR-Class) OF
    MOLR-Class

```

```

maxNumOfMOLR-Class INTEGER ::= 3

```

```

MOLR-Class ::= SEQUENCE {
    ss-Code                SS-Code,
    ss-Status              Ext-SS-Status,
    extensionContainer      [0] ExtensionContainer    OPTIONAL,
    ... }

```

```

ZoneCodeList ::= SEQUENCE SIZE (1..maxNumOfZoneCodes)
    OF ZoneCode

```

```

ZoneCode ::= OCTET STRING (SIZE (2))
    -- internal structure is defined in TS GSM 03.03

```

```

maxNumOfZoneCodes INTEGER ::= 10

```

```

InsertSubscriberDataRes ::= SEQUENCE {
    teleserviceList          [1] TeleserviceList          OPTIONAL,
    bearerServiceList       [2] BearerServiceList         OPTIONAL,
    ss-List                  [3] SS-List                   OPTIONAL,
    odb-GeneralData         [4] ODB-GeneralData           OPTIONAL,
    regionalSubscriptionResponse [5] RegionalSubscriptionResponse OPTIONAL,
    supportedCamelPhases    [6] SupportedCamelPhases      OPTIONAL,
    extensionContainer      [7] ExtensionContainer        OPTIONAL,
    ...}

```

```

RegionalSubscriptionResponse ::= ENUMERATED {
    networkNode-AreaRestricted (0),
    tooManyZoneCodes          (1),
    zoneCodesConflict         (2),
    regionalSubscNotSupported (3)}

```

```

DeleteSubscriberDataArg ::= SEQUENCE {
    imsi                [0] IMSI,
    basicServiceList   [1] BasicServiceList          OPTIONAL,
    -- The exception handling for reception of unsupported/not allocated
    -- basicServiceCodes is defined in section 6.8.2
    ss-List             [2] SS-List                   OPTIONAL,
    roamingRestrictionDueToUnsupportedFeature [4] NULL          OPTIONAL,
    regionalSubscriptionIdentifier [5] ZoneCode          OPTIONAL,
    vbsGroupIndication [7] NULL                       OPTIONAL,
    vgcsGroupIndication [8] NULL OPTIONAL,
    camelSubscriptionInfoWithdraw [9] NULL OPTIONAL,
    extensionContainer [6] ExtensionContainer OPTIONAL,
    ...,
    gprsSubscriptionDataWithdraw [10] GPRSSubscriptionDataWithdraw OPTIONAL,
    roamingRestrictedInSgsnDueToUnsupportedFeature [11] NULL          OPTIONAL,
    lsaInformationWithdraw [12] LSAInformationWithdraw OPTIONAL,
    gmlc-ListWithdraw [13] NULL                       OPTIONAL,
    istInformationWithdraw [14] NULL                   OPTIONAL }

```

```

GPRSSubscriptionDataWithdraw ::= CHOICE {
    allGPRSData          NULL,
    contextIdList       ContextIdList}

```

```

ContextIdList ::= SEQUENCE SIZE (1..maxNumOfPDP-Contexts) OF
    ContextId

```

```

LSAInformationWithdraw ::= CHOICE {
    allLSAData          NULL,
    lsaIdentityList     LSAIdentityList }

```

```

LSAIdentityList ::= SEQUENCE SIZE (1..maxNumOfLSAs) OF
    LSAIdentity

```

```

BasicServiceList ::= SEQUENCE SIZE (1..maxNumOfBasicServices) OF
    Ext-BasicServiceCode

```

```

maxNumOfBasicServices INTEGER ::= 70

```

```

DeleteSubscriberDataRes ::= SEQUENCE {
    regionalSubscriptionResponse [0] RegionalSubscriptionResponse OPTIONAL,
    extensionContainer          ExtensionContainer          OPTIONAL,
    ...}

```

```

VlrCamelSubscriptionInfo ::= SEQUENCE {
    o-CSI                [0] O-CSI                OPTIONAL,
    extensionContainer    [1] ExtensionContainer    OPTIONAL,
    ...,
    ss-CSI               [2] SS-CSI               OPTIONAL,
    o-BcsmCamelTDP-CriteriaList [4] O-BcsmCamelTDPCriteriaList OPTIONAL,
    tif-CSI              [3] NULL                 OPTIONAL,
    m-CSI               [5] M-CSI                OPTIONAL,
    sms-CSI             [6] SMS-CSI              OPTIONAL,
    vt-CSI              [7] T-CSI                OPTIONAL,
    t-BCSM-CAMEL-TDP-CriteriaList [8] T-BCSM-CAMEL-TDP-CriteriaList OPTIONAL,
    d-CSI               [9] D-CSI                OPTIONAL}

```

```

D-CSI ::= SEQUENCE {
    dp-AnalysedInfoCriteriaList      DP-AnalysedInfoCriteriaList,
    camelCapabilityHandling           CamelCapabilityHandling,
    extensionContainer                ExtensionContainer           OPTIONAL,
    ...}

```

```

DP-AnalysedInfoCriteriaList ::= SEQUENCE SIZE (1..maxNumOfDP-AnalysedInfoCriteria) OF
    DP-AnalysedInfoCriterium

```

```

maxNumOfDP-AnalysedInfoCriteria INTEGER ::= 10

```

```

DP-AnalysedInfoCriterium ::= SEQUENCE {
    dialledNumber                    ISDN-AddressString,
    serviceKey                       ServiceKey,
    gsmSCF-Address                   ISDN-AddressString,
    defaultCallHandling              DefaultCallHandling,
    extensionContainer                ExtensionContainer           OPTIONAL,
    ...}

```

```

SS-CSI ::= SEQUENCE {
    ss-CamelData                     SS-CamelData,
    extensionContainer                ExtensionContainer           OPTIONAL,
    ...}

```

```

SS-CamelData ::= SEQUENCE {
    ss-EventList                     SS-EventList,
    gsmSCF-Address                   ISDN-AddressString,
    extensionContainer                [0] ExtensionContainer           OPTIONAL,
    ...,
    notificationToCSE                [1] NULL                       OPTIONAL,
    csiActive                         [2] NULL                       OPTIONAL}
-- notificationToCSE and csiActive shall not be present when SS-CSI is sent to VLR.
-- They may only be included in ATSI/ATM Ack message.

```

```

SS-EventList ::= SEQUENCE SIZE (1..maxNumOfCamelSSEvents) OF SS-Code
-- Actions for the following SS-Code values are defined in CAMEL Phase 3:
-- ect                               SS-Code ::= '00110001'B
-- multiPTY                           SS-Code ::= '01010001'B
-- cd                                 SS-Code ::= '00100100'B
-- ccbs                               SS-Code ::= '01000100'B
-- all other SS codes shall be ignored

```

```

maxNumOfCamelSSEvents INTEGER ::= 10

```

```

O-CSI ::= SEQUENCE {
    o-BcsmCamelTDPDataList           O-BcsmCamelTDPDataList,
    extensionContainer                ExtensionContainer           OPTIONAL,
    ...,
    camelCapabilityHandling           [0] CamelCapabilityHandling   OPTIONAL,
    notificationToCSE                 [1] NULL                       OPTIONAL,
    csiActive                         [2] NULL                       OPTIONAL}
-- notificationtoCSE and csiActive shall not be present when O-CSI is sent to VLR/GMSC.
-- They may only be included in ATSI/ATM Ack message.

```

```

O-BcsmCamelTDPDataList ::= SEQUENCE SIZE (1..maxNumOfCamelTDPData) OF
    O-BcsmCamelTDPData
-- O-BcsmCamelTDPDataList shall not contain more than one instance of
-- O-BcsmCamelTDPData containing the same value for o-BcsmTriggerDetectionPoint.
-- For CAMEL Phase 2, this means that only one instance of O-BcsmCamelTDPData is allowed
-- with o-BcsmTriggerDetectionPoint being equal to DP2.

```

```

maxNumOfCamelTDPData INTEGER ::= 10

```

```

O-BcsmCamelTDPData ::= SEQUENCE {
    o-BcsmTriggerDetectionPoint      O-BcsmTriggerDetectionPoint,
    serviceKey                       ServiceKey,
    gsmSCF-Address                   [0] ISDN-AddressString,
    defaultCallHandling              [1] DefaultCallHandling,
    extensionContainer                [2] ExtensionContainer           OPTIONAL,
    ...}

```

```

ServiceKey ::= INTEGER (0..2147483647)

```

```

O-BcsmTriggerDetectionPoint ::= ENUMERATED {
    collectedInfo (2),
    ...,
    routeSelectFailure (4) }
-- exception handling:
-- For O-BcsmCamelTDPData sequences containing this parameter with any
-- other value than the ones listed the receiver shall ignore the whole
-- O-BcsmCamelTDPData sequence.
-- For O-BcsmCamelTDP-Criteria sequences containing this parameter with any
-- other value than the ones listed the receiver shall ignore the whole
-- O-BcsmCamelTDP-Criteria sequence.

```

```

O-BcsmCamelTDPCriteriaList ::= SEQUENCE SIZE (1..maxNumOfCamelTDPData) OF
    O-BcsmCamelTDP-Criteria

```

```

T-BCSM-CAMEL-TDP-CriteriaList ::= SEQUENCE SIZE (1..maxNumOfCamelTDPData) OF
    T-BCSM-CAMEL-TDP-Criteria

```

```

O-BcsmCamelTDP-Criteria ::= SEQUENCE {
    o-BcsmTriggerDetectionPoint      O-BcsmTriggerDetectionPoint,
    destinationNumberCriteria        [0] DestinationNumberCriteria    OPTIONAL,
    basicServiceCriteria              [1] BasicServiceCriteria          OPTIONAL,
    callTypeCriteria                  [2] CallTypeCriteria              OPTIONAL,
    ...,
    o-CauseValueCriteria              [3] O-CauseValueCriteria          OPTIONAL,
    extensionContainer                [4] ExtensionContainer            OPTIONAL }

```

```

T-BCSM-CAMEL-TDP-Criteria ::= SEQUENCE {
    t-BCSM-TriggerDetectionPoint      T-BcsmTriggerDetectionPoint,
    basicServiceCriteria              [0] BasicServiceCriteria          OPTIONAL,
    t-CauseValueCriteria              [1] T-CauseValueCriteria          OPTIONAL,
    ... }

```

```

DestinationNumberCriteria ::= SEQUENCE {
    matchType                         [0] MatchType,
    destinationNumberList              [1] DestinationNumberList        OPTIONAL,
    destinationNumberLengthList       [2] DestinationNumberLengthList  OPTIONAL,
    -- one or both of destinationNumberList and destinationNumberLengthList
    -- shall be present
    ... }

```

```

DestinationNumberList ::= SEQUENCE SIZE (1..maxNumOfCamelDestinationNumbers) OF
    ISDN-AddressString
-- The receiving entity shall not check the format of a number in
-- the dialled number list

```

```

DestinationNumberLengthList ::= SEQUENCE SIZE (1..maxNumOfCamelDestinationNumberLengths) OF
    INTEGER(1..maxNumOfISDN-AddressDigits)

```

```

BasicServiceCriteria ::= SEQUENCE SIZE(1..maxNumOfCamelBasicServiceCriteria) OF
    Ext-BasicServiceCode

```

```

maxNumOfISDN-AddressDigits INTEGER ::= 15

```

```

maxNumOfCamelDestinationNumbers INTEGER ::= 10

```

```

maxNumOfCamelDestinationNumberLengths INTEGER ::= 3

```

```

maxNumOfCamelBasicServiceCriteria INTEGER ::= 5

```

```

CallTypeCriteria ::= ENUMERATED {
    forwarded (0),
    notForwarded (1) }

```

```

MatchType ::= ENUMERATED {
    inhibiting (0),
    enabling (1) }

```

```

O-CauseValueCriteria ::= SEQUENCE SIZE(1..maxNumOfCAMEL-O-CauseValueCriteria) OF
    CauseValue

```

```

T-CauseValueCriteria ::= SEQUENCE SIZE(1..maxNumOfCAMEL-T-CauseValueCriteria) OF
    CauseValue

```

```

maxNumOfCAMEL-O-CauseValueCriteria INTEGER ::= 5

```

```
maxNumOfCAMEL-T-CauseValueCriteria INTEGER ::= 5
```

```
CauseValue ::= OCTET STRING (SIZE(1))
-- Type extracted from Cause parameter in ITU-T Recommendation Q.763.
-- For the use of cause value refer to ITU-T Recommendation Q.850.
```

```
DefaultCallHandling ::= ENUMERATED {
  continueCall (0) ,
  releaseCall (1) ,
  ...}
-- exception handling:
-- reception of values in range 2-31 shall be treated as "continueCall"
-- reception of values greater than 31 shall be treated as "releaseCall"
```

```
CamelCapabilityHandling ::= INTEGER(1..16)
-- value 1 = CAMEL phase 1,
-- value 2 = CAMEL phase 2,
-- value 3 = CAMEL Phase 3:
-- reception of values greater than 3 shall be treated as CAMEL phase 3.
```

```
SupportedCamelPhases ::= BIT STRING {
  phase1 (0),
  phase2 (1) ,
  phase3 (2) } (SIZE (1..16))
-- A node shall mark in the BIT STRING all CAMEL Phases it supports.
-- Other values than listed above shall be discarded.
```

```
SMS-CSI ::= SEQUENCE {
  sms-CAMEL-TDP-DataList          [0] SMS-CAMEL-TDP-DataList,
  camelCapabilityHandling         [1] CamelCapabilityHandling      ,
  extensionContainer              [2] ExtensionContainer           OPTIONAL,
  notificationToCSE               [3] NULL                        OPTIONAL,
  csiActive                       [4] NULL                        OPTIONAL,
  ...}
-- notificationToCSE and csiActive shall not be present when SMS-CSI is sent to VLR/SGSN.
-- They may only be included in ATSI/ATM Ack message.
```

```
SMS-CAMEL-TDP-DataList ::= SEQUENCE SIZE (1..maxNumOfCamelTDPData) OF
  SMS-CAMEL-TDP-Data
-- SMS-CAMEL-TDP-DataList shall not contain more than one instance of
-- SMS-CAMEL-TDP-Data containing the same value for sms-TriggerDetectionPoint.
```

```
SMS-CAMEL-TDP-Data ::= SEQUENCE {
  sms-TriggerDetectionPoint      [0] SMS-TriggerDetectionPoint,
  serviceKey                     [1] ServiceKey,
  gsmSCF-Address                 [2] ISDN-AddressString,
  defaultSMS-Handling            [3] DefaultSMS-Handling,
  extensionContainer              [4] ExtensionContainer           OPTIONAL,
  ...
}
```

```
SMS-TriggerDetectionPoint ::= ENUMERATED {
  sms-CollectedInfo (1),
  ... }
-- exception handling:
-- For SMS-CAMEL-TDP-Data sequences containing this parameter with any
-- other value than the ones listed the receiver shall ignore the whole
-- SMS-CAMEL-TDP-Data sequence.
```

```
DefaultSMS-Handling ::= ENUMERATED {
  continueTransaction (0) ,
  releaseTransaction (1) ,
  ...}
-- exception handling:
-- reception of values in range 2-31 shall be treated as "continueTransaction"
-- reception of values greater than 31 shall be treated as "releaseTransaction"
```

```

M-CSI ::= SEQUENCE {
    mobilityTriggers           MobilityTriggers,
    serviceKey                 ServiceKey,
    gsmSCF-Address             [0] ISDN-AddressString,
    extensionContainer         [1] ExtensionContainer           OPTIONAL,
    notificationToCSE         [2] NULL                       OPTIONAL,
    csiActive                  [3] NULL                       OPTIONAL,
    ...}
-- notificationToCSE and csiActive shall not be present when M-CSI is sent to VLR.
-- They may only be included in ATSI/ATM Ack message.

```

```

MobilityTriggers ::= SEQUENCE SIZE (1..maxNumOfMobilityTriggers) OF
    MM-Code

```

```

maxNumOfMobilityTriggers INTEGER ::= 10

```

```

MM-Code ::= OCTET STRING (SIZE (1))
-- This type is used to indicate a Mobility Management event.
-- Actions for the following M-Code values are defined in CAMEL Phase 3:
--
-- Location-update-in-same-VLR           MM-Code ::= '00000000'B
-- Location-update-to-other-VLR         MM-Code ::= '00000001'B
-- IMSI-Attach                           MM-Code ::= '00000010'B
-- MS-initiated-IMSI-Detach             MM-Code ::= '00000011'B
-- Network-initiated-IMSI-Detach       MM-Code ::= '00000100'B
--
-- If any other MM-code is received in M-CSI, then that MM-code shall be
-- ignored.

```

```

T-CSI ::= SEQUENCE {
    t-BcsmCamelTDPDataList      T-BcsmCamelTDPDataList,
    extensionContainer           ExtensionContainer           OPTIONAL,
    ...,
    camelCapabilityHandling     [0] CamelCapabilityHandling   OPTIONAL,
    notificationToCSE           [1] NULL                       OPTIONAL,
    csi-Active                  [2] NULL                       OPTIONAL}
-- notificationToCSE and csi-Active shall not be present when T-CSI is sent to VLR/GMSC.
-- They may only be included in ATSI/ATM Ack message.

```

```

T-BcsmCamelTDPDataList ::= SEQUENCE SIZE (1..maxNumOfCamelTDPData) OF
    T-BcsmCamelTDPData
--- T-BcsmCamelTDPDataList shall not contain more than one instance of
--- T-BcsmCamelTDPData containing the same value for t-BcsmTriggerDetectionPoint.
--- For CAMEL Phase 2, this means that only one instance of T-BcsmCamelTDPData is allowed
--- with t-BcsmTriggerDetectionPoint being equal to DP12.
--- For CAMEL Phase 3, more TDP's are allowed.

```

```

T-BcsmCamelTDPData ::= SEQUENCE {
    t-BcsmTriggerDetectionPoint T-BcsmTriggerDetectionPoint,
    serviceKey                 ServiceKey,
    gsmSCF-Address             [0] ISDN-AddressString,
    defaultCallHandling        [1] DefaultCallHandling,
    extensionContainer         [2] ExtensionContainer           OPTIONAL,
    ...}

```

```

T-BcsmTriggerDetectionPoint ::= ENUMERATED {
    termAttemptAuthorized (12),
    ...,
    tBusy (13),
    tNoAnswer (14)}
-- exception handling:
-- For T-BcsmCamelTDPData sequences containing this parameter with any other
-- value than the ones listed above, the receiver shall ignore the whole
-- T-BcsmCamelTDPData sequence.

```

-- gprs location information retrieval types

```

SendRoutingInfoForGprsArg ::= SEQUENCE {
    imsi                       [0] IMSI,
    ggsn-Address               [1] GSN-Address           OPTIONAL,
    ggsn-Number               [2] ISDN-AddressString,
    extensionContainer         [3] ExtensionContainer     OPTIONAL,
    ...}

```

```

SendRoutingInfoForGprsRes ::= SEQUENCE {
    sgsn-Address                [0] GSN-Address,
    ggsn-Address                [1] GSN-Address          OPTIONAL,
    mobileNotReachableReason    [2] AbsentSubscriberDiagnosticSM OPTIONAL,
    extensionContainer          [3] ExtensionContainer    OPTIONAL,
    ...}

```

-- failure report types

```

FailureReportArg ::= SEQUENCE {
    imsi                        [0] IMSI,
    ggsn-Number                [1] ISDN-AddressString,
    ggsn-Address                [2] GSN-Address          OPTIONAL,
    extensionContainer          [3] ExtensionContainer    OPTIONAL,
    ...}

```

```

FailureReportRes ::= SEQUENCE {
    ggsn-Address                [0] GSN-Address          OPTIONAL,
    extensionContainer          [1] ExtensionContainer    OPTIONAL,
    ...}

```

-- gprs notification types

```

NoteMsPresentForGprsArg ::= SEQUENCE {
    imsi                        [0] IMSI,
    sgsn-Address                [1] GSN-Address,
    ggsn-Address                [2] GSN-Address          OPTIONAL,
    extensionContainer          [3] ExtensionContainer    OPTIONAL,
    ...}

```

```

NoteMsPresentForGprsRes ::= SEQUENCE {
    extensionContainer          [0] ExtensionContainer    OPTIONAL,
    ...}

```

-- fault recovery types

```

ResetArg ::= SEQUENCE {
    hlr-Number                  ISDN-AddressString,
    hlr-List                    HLR-List                OPTIONAL,
    ...}

```

```

RestoreDataArg ::= SEQUENCE {
    imsi                        IMSI,
    lmsi                        LMSI                    OPTIONAL,
    extensionContainer          ExtensionContainer        OPTIONAL,
    ... ,
    vlr-Capability              [6] VLR-Capability        OPTIONAL }

```

```

RestoreDataRes ::= SEQUENCE {
    hlr-Number                  ISDN-AddressString,
    msNotReachable              NULL                    OPTIONAL,
    extensionContainer          ExtensionContainer        OPTIONAL,
    ...}

```

-- VBS/VGCS types

```

VBSDataList ::= SEQUENCE SIZE (1..maxNumOfVBSSGroupIds) OF
    VoiceBroadcastData

```

```

VGCSDataList ::= SEQUENCE SIZE (1..maxNumOfVGCSGroupIds) OF
    VoiceGroupCallData

```

```

maxNumOfVBSSGroupIds INTEGER ::= 50

```

```

maxNumOfVGCSGroupIds INTEGER ::= 50

```

```

VoiceGroupCallData ::= SEQUENCE {
    groupId                      GroupId,
    extensionContainer          ExtensionContainer        OPTIONAL,
    ...}

```

```

VoiceBroadcastData ::= SEQUENCE {
    groupid                      GroupId,
    broadcastInitEntitlement     NULL                    OPTIONAL,
    extensionContainer          ExtensionContainer        OPTIONAL,
    ...}

```



```

GroupId ::= OCTET STRING (SIZE (3))
-- Refers to the Group Identification as specified in GSM TS 03.03
-- and 03.68/ 03.69

```

```
-- provide subscriber info types
```

```

ProvideSubscriberInfoArg ::= SEQUENCE {
    imsi      [0] IMSI,
    lmsi      [1] LMSI                OPTIONAL,
    requestedInfo [2] RequestedInfo,
    extensionContainer [3] ExtensionContainer OPTIONAL,
    ...}

```

```

ProvideSubscriberInfoRes ::= SEQUENCE {
    subscriberInfo      SubscriberInfo,
    extensionContainer  ExtensionContainer OPTIONAL,
    ...}

```

```

SubscriberInfo ::= SEQUENCE {
    locationInformation [0] LocationInformation OPTIONAL,
    subscriberState     [1] SubscriberState     OPTIONAL,
    extensionContainer  [2] ExtensionContainer  OPTIONAL,
    ...}

```

```

RequestedInfo ::= SEQUENCE {
    locationInformation [0] NULL                OPTIONAL,
    subscriberState     [1] NULL                OPTIONAL,
    extensionContainer  [2] ExtensionContainer  OPTIONAL,
    ...,
    currentLocation    [3] NULL                OPTIONAL }
-- currentLocation shall not be present if locationInformation
-- is not present in the RequestedInfo parameter

```

```

LocationInformation ::= SEQUENCE {
    ageOfLocationInformation AgeOfLocationInformation OPTIONAL,
    geographicalInformation  [0] GeographicalInformation OPTIONAL,
    vlr-number              [1] ISDN-AddressString   OPTIONAL,
    locationNumber          [2] LocationNumber       OPTIONAL,
    cellGlobalIdOrServiceAreaIdOrLAI [3] CellGlobalIdOrServiceAreaIdOrLAI OPTIONAL,
    extensionContainer       [4] ExtensionContainer   OPTIONAL,
    ...,
    selectedLSA-Id          [5] LSAIdentity          OPTIONAL,
    msc-Number              [6] ISDN-AddressString   OPTIONAL,
    geodeticInformation     [7] GeodeticInformation  OPTIONAL,
    currentLocationRetrieved [8] NULL                OPTIONAL }
-- currentLocationRetrieved shall be present
-- if the location information were retrieved after a successful paging.

```

```

GeographicalInformation ::= OCTET STRING (SIZE (8))
-- Refers to geographical Information defined in GSM 03.32.
-- Only the description of an ellipsoid point with uncertainty circle
-- as specified in GSM 03.32 is allowed to be used
-- The internal structure according to GSM 03.32 is as follows:
--   Type of shape (ellipsoid point with uncertainty circle)      1 octet
--   Degrees of Latitude                                           3 octets
--   Degrees of Longitude                                           3 octets
--   Uncertainty code                                              1 octet

```

```

GeodeticInformation ::= OCTET STRING (SIZE (10))
-- Refers to Calling Geodetic Location defined in Q.763 (1999).
-- Only the description of an ellipsoid point with uncertainty circle
-- as specified in Q.763 (1999) is allowed to be used
-- The internal structure according to Q.763 (1999) is as follows:
--   Screening and presentation indicators                          1 octet
--   Type of shape (ellipsoid point with uncertainty circle)      1 octet
--   Degrees of Latitude                                           3 octets
--   Degrees of Longitude                                           3 octets
--   Uncertainty code                                              1 octet
--   Confidence                                                    1 octet

```

```

LocationNumber ::= OCTET STRING (SIZE (2..10))
-- the internal structure is defined in CCITT Rec Q.763

```

```

SubscriberState ::= CHOICE {
    assumedIdle [0] NULL,
    camelBusy [1] NULL,
    netDetNotReachable NotReachableReason,
    notProvidedFromVLR [2] NULL}

```

```

NotReachableReason ::= ENUMERATED {
    msPurged (0),
    imsiDetached (1),
    restrictedArea (2),
    notRegistered (3)}

```

-- any time interrogation info types

```

AnyTimeInterrogationArg ::= SEQUENCE {
    subscriberIdentity [0] SubscriberIdentity,
    requestedInfo [1] RequestedInfo,
    gsmSCF-Address [3] ISDN-AddressString,
    extensionContainer [2] ExtensionContainer OPTIONAL,
    ...}

```

```

AnyTimeInterrogationRes ::= SEQUENCE {
    subscriberInfo SubscriberInfo,
    extensionContainer ExtensionContainer OPTIONAL,
    ...}

```

-- any time information handling types

```

AnyTimeSubscriptionInterrogationArg ::= SEQUENCE {
    subscriberIdentity [0] SubscriberIdentity,
    requestedSubscriptionInfo [1] RequestedSubscriptionInfo,
    gsmSCF-Address [2] ISDN-AddressString,
    extensionContainer [3] ExtensionContainer OPTIONAL,
    longFTN-Supported [4] NULL OPTIONAL,
    ...}

```

```

AnyTimeSubscriptionInterrogationRes ::= SEQUENCE {
    callForwardingData [1] CallForwardingData OPTIONAL,
    callBarringData [2] CallBarringData OPTIONAL,
    odb-Info [3] ODB-Info OPTIONAL,
    camel-SubscriptionInfo [4] CAMEL-SubscriptionInfo OPTIONAL,
    supportedVLR-CAMEL-Phases [5] SupportedCamelPhases OPTIONAL,
    supportedSGSN-CAMEL-Phases [6] SupportedCamelPhases OPTIONAL,
    extensionContainer [7] ExtensionContainer OPTIONAL,
    ...}

```

```

RequestedSubscriptionInfo ::= SEQUENCE {
    requestedSS-Info [1] SS-ForBS-Code OPTIONAL,
    odb [2] NULL OPTIONAL,
    requestedCAMEL-SubscriptionInfo [3] RequestedCAMEL-SubscriptionInfo OPTIONAL,
    supportedVLR-CAMEL-Phases [4] NULL OPTIONAL,
    supportedSGSN-CAMEL-Phases [5] NULL OPTIONAL,
    extensionContainer [6] ExtensionContainer OPTIONAL,
    ...}

```

```

RequestedCAMEL-SubscriptionInfo ::= ENUMERATED {
    o-CSI (0),
    t-CSI (1),
    vt-CSI (2),
    tif-CSI (3),
    gprs-CSI (4),
    sms-CSI (5),
    ss-CSI (6),
    m-CSI (7),
    d-csi (8)}

```

```

CallForwardingData ::= SEQUENCE {
    forwardingFeatureList Ext-ForwFeatureList,
    notificationToCSE NULL,
    extensionContainer [0] ExtensionContainer OPTIONAL,
    ...}

```

CallBarringData ::= SEQUENCE {		
callBarringFeatureList	Ext-CallBarFeatureList,	
password	Password,	
wrongPasswordAttemptsCounter	WrongPasswordAttemptsCounter,	
notificationToCSE	NULL	OPTIONAL,
extensionContainer	ExtensionContainer	OPTIONAL,
...		

WrongPasswordAttemptsCounter ::= INTEGER (0..4)
--

ODB-Info ::= SEQUENCE {		
odb-Data	ODB-Data,	
notificationToCSE	NULL	OPTIONAL,
extensionContainer	ExtensionContainer	OPTIONAL,
...		

CAMEL-SubscriptionInfo ::= SEQUENCE {		
o-CSI	[0] O-CSI	OPTIONAL,
o-BcsmCamelTDP-CriteriaList	[1] O-BcsmCamelTDPCriteriaList	OPTIONAL,
d-CSI	[2] D-CSI	OPTIONAL,
t-CSI	[3] T-CSI	OPTIONAL,
t-BCSM-CAMEL-TDP-CriteriaList	[4] T-BCSM-CAMEL-TDP-CriteriaList	OPTIONAL,
vt-CSI	[5] T-CSI	OPTIONAL,
vt-BCSM-CAMEL-TDP-CriteriaList	[6] T-BCSM-CAMEL-TDP-CriteriaList	OPTIONAL,
tif-CSI	[7] NULL	OPTIONAL,
tif-CSI-NotificationToCSE	[8] NULL	OPTIONAL,
gprs-CSI	[9] GPRS-CSI	OPTIONAL,
sms-CSI	[10] SMS-CSI	OPTIONAL,
ss-CSI	[11] SS-CSI	OPTIONAL,
m-CSI	[12] M-CSI	OPTIONAL,
extensionContainer	[13] ExtensionContainer	OPTIONAL,
...		

AnyTimeModificationArg ::= SEQUENCE {		
subscriberIdentity	[0] SubscriberIdentity,	
gsmSCF-Address	[1] ISDN-AddressString,	
modificationRequestFor-CF-Info	[2] ModificationRequestFor-CF-Info	OPTIONAL,
modificationRequestFor-CB-Info	[3] ModificationRequestFor-CB-Info	OPTIONAL,
modificationRequestFor-CSI	[4] ModificationRequestFor-CSI	OPTIONAL,
extensionContainer	[5] ExtensionContainer	OPTIONAL,
longFTN-Supported	[6] NULL	OPTIONAL,
...		

AnyTimeModificationRes ::= SEQUENCE {		
ss-InfoFor-CSE	[0] Ext-SS-InfoFor-CSE	OPTIONAL,
camel-SubscriptionInfo	[1] CAMEL-SubscriptionInfo	OPTIONAL,
extensionContainer	[2] ExtensionContainer	OPTIONAL,
...		

ModificationRequestFor-CF-Info ::= SEQUENCE {		
ss-Code	[0] SS-Code,	
basicService	[1] Ext-BasicServiceCode	OPTIONAL,
ss-Status	[2] Ext-SS-Status	OPTIONAL,
forwardedToNumber	[3] AddressString	OPTIONAL,
forwardedToSubaddress	[4] ISDN-SubaddressString	OPTIONAL,
noReplyConditionTime	[5] Ext-NoRepCondTime	OPTIONAL,
modifyNotificationToCSE	[6] ModificationInstruction	OPTIONAL,
extensionContainer	[7] ExtensionContainer	OPTIONAL,
...		

ModificationRequestFor-CB-Info ::= SEQUENCE {		
ss-Code	[0] SS-Code,	
basicService	[1] Ext-BasicServiceCode	OPTIONAL,
ss-Status	[2] Ext-SS-Status	OPTIONAL,
password	[3] Password	OPTIONAL,
wrongPasswordAttemptsCounter	[4] WrongPasswordAttemptsCounter	OPTIONAL,
modifyNotificationToCSE	[5] ModificationInstruction	OPTIONAL,
extensionContainer	[6] ExtensionContainer	OPTIONAL,
...		

ModificationRequestFor-CSI ::= SEQUENCE {		
requestedCamel-SubscriptionInfo	[0] RequestedCAMEL-SubscriptionInfo,	
modifyNotificationToCSE	[1] ModificationInstruction	OPTIONAL,
modifyCSI-State	[2] ModificationInstruction	OPTIONAL,
extensionContainer	[3] ExtensionContainer	OPTIONAL,
...		

```
ModificationInstruction ::= ENUMERATED {
    deactivate (0),
    activate (1)}
```

-- subscriber data modification notification types

```
NoteSubscriberDataModifiedArg ::= SEQUENCE {
    imsi IMSI,
    msisdn ISDN-AddressString,
    typeOfModification TypeOfModification,
    extensionContainer ExtensionContainer OPTIONAL,
    ...}
```

```
NoteSubscriberDataModifiedRes ::= SEQUENCE {
    extensionContainer ExtensionContainer OPTIONAL,
    ...}
```

```
TypeOfModification ::= ENUMERATED {
    callForwardingSS-Data (0),
    callBarringSS-Data (1),
    operatorDeterminedBarringData (2),
    camelSubscriptionInformation (3),
    ...}
-- exception handling:
-- reception of other values shall be treated as unexpected data
```

-- mobility management event notification info types

```
NoteMM-EventArg ::= SEQUENCE {
    serviceKey ServiceKey,
    eventMet [0] MM-Code,
    imsi [1] IMSI,
    msisdn [2] ISDN-AddressString,
    locationInformation [3] LocationInformation OPTIONAL,
    lsaIdentity [4] LSAIdentity OPTIONAL,
    supportedCAMELPhases [5] SupportedCamelPhases OPTIONAL,
    extensionContainer [6] ExtensionContainer OPTIONAL,
    ...}
```

```
NoteMM-EventRes ::= SEQUENCE {
    extensionContainer ExtensionContainer OPTIONAL,
    ...}
```

```
Ext-SS-InfoFor-CSE ::= CHOICE {
    forwardingInfoFor-CSE [0] Ext-ForwardingInfoFor-CSE,
    callBarringInfoFor-CSE [1] Ext-CallBarringInfoFor-CSE
}
```

```
Ext-ForwardingInfoFor-CSE ::= SEQUENCE {
    ss-Code [0] SS-Code,
    forwardingFeatureList [1] Ext-ForwFeatureList,
    notificationToCSE [2] NULL,
    extensionContainer [3] ExtensionContainer OPTIONAL,
    ...}
```

```
Ext-CallBarringInfoFor-CSE ::= SEQUENCE {
    ss-Code [0] SS-Code,
    callBarringFeatureList [1] Ext-CallBarFeatureList,
    password [2] Password,
    wrongPasswordAttemptsCounter [3] WrongPasswordAttemptsCounter,
    notificationToCSE [4] NULL,
    extensionContainer [5] ExtensionContainer OPTIONAL,
    ...}
```

END

17.7.2 Operation and maintenance data types

```
MAP-OM-DataTypes {
    ccitt identified-organization (4) etsi (0) mobileDomain (0)
    gsm-Network (1) modules (3) map-OM-DataTypes (12) version6 (6)}
```

DEFINITIONS

IMPLICIT TAGS

```

 ::=
 BEGIN
 EXPORTS
   ActivateTraceModeArg,
   ActivateTraceModeRes,
   DeactivateTraceModeArg,
   DeactivateTraceModeRes
 ;

 IMPORTS
   AddressString,
   IMSI
 FROM MAP-CommonDataTypes {
   ccitt identified-organization (4) etsi (0) mobileDomain (0)
   gsm-Network (1) modules (3) map-CommonDataTypes (18) version6 (6)}

   ExtensionContainer
 FROM MAP-ExtensionDataTypes {
   ccitt identified-organization (4) etsi (0) mobileDomain (0)
   gsm-Network (1) modules (3) map-ExtensionDataTypes (21) version6 (6)}

 ;

```

ActivateTraceModeArg ::= SEQUENCE {			
imsi	[0] IMSI		OPTIONAL,
traceReference	[1] TraceReference,		
traceType	[2] TraceType,		
omc-Id	[3] AddressString		OPTIONAL,
extensionContainer	[4] ExtensionContainer		OPTIONAL,
...}			

TraceReference ::= OCTET STRING (SIZE (1..2))
--

TraceType ::= INTEGER	
(0..255)	
-- Trace types are fully defined in TS GSM 12.08.	

ActivateTraceModeRes ::= SEQUENCE {			
extensionContainer	[0] ExtensionContainer		OPTIONAL,
...}			

DeactivateTraceModeArg ::= SEQUENCE {			
imsi	[0] IMSI		OPTIONAL,
traceReference	[1] TraceReference,		
extensionContainer	[2] ExtensionContainer		OPTIONAL,
...}			

DeactivateTraceModeRes ::= SEQUENCE {			
extensionContainer	[0] ExtensionContainer		OPTIONAL,
...}			

END

17.7.3 Call handling data types

```

MAP-CH-DataTypes {
  ccitt identified-organization (4) etsi (0) mobileDomain (0)
  gsm-Network (1) modules (3) map-CH-DataTypes (13) version6 (6)}

```

DEFINITIONS

IMPLICIT TAGS

::=

BEGIN

```

EXPORTS
  SendRoutingInfoArg,
  SendRoutingInfoRes,
  ProvideRoamingNumberArg,
  ProvideRoamingNumberRes,
  ResumeCallHandlingArg,

```

```

ResumeCallHandlingRes,
NumberOfForwarding,
SuppressionOfAnnouncement,
CallReferenceNumber,
ProvideSIWFSNumberArg,
ProvideSIWFSNumberRes,
SIWFSSignallingModifyArg,
SIWFSSignallingModifyRes,
SetReportingStateArg,
SetReportingStateRes,
StatusReportArg,
StatusReportRes,
RemoteUserFreeArg,
RemoteUserFreeRes,
IST-AlertArg,
IST-AlertRes,
IST-CommandArg,
IST-CommandRes
;

IMPORTS
SubscriberInfo,
SupportedCamelPhases,
CUG-Interlock,
O-CSI,
D-CSI,
O-BcsmCamelTDPCriteriaList,
T-BCSM-CAMEL-TDP-CriteriaList,
IST-SupportIndicator,
IST-AlertTimerValue,
T-CSI

FROM MAP-MS-DataTypes {
ccitt identified-organization (4) etsi (0) mobileDomain (0)
gsm-Network (1) modules (3) map-MS-DataTypes (11) version6 (6)}

ForwardingOptions,
SS-List,
CCBS-Feature
FROM MAP-SS-DataTypes {
ccitt identified-organization (4) etsi (0) mobileDomain (0)
gsm-Network (1) modules (3) map-SS-DataTypes (14) version6 (6)}

ISDN-AddressString,
ISDN-SubaddressString,
FTN-AddressString,
ExternalSignalInfo,
Ext-ExternalSignalInfo,
IMSI,
LMSI,
Ext-BasicServiceCode,
AlertingPattern,
NAEA-PreferredCI

FROM MAP-CommonDataTypes {
ccitt identified-organization (4) etsi (0) mobileDomain (0)
gsm-Network (1) modules (3) map-CommonDataTypes (18) version6 (6)}

ExtensionContainer
FROM MAP-ExtensionDataTypes {
ccitt identified-organization (4) etsi (0) mobileDomain (0)
gsm-Network (1) modules (3) map-ExtensionDataTypes (21) version6 (6)}
;

```

CUG-CheckInfo ::= SEQUENCE {		
cug-Interlock	CUG-Interlock,	
cug-OutgoingAccess	NULL	OPTIONAL,
extensionContainer	ExtensionContainer	OPTIONAL,
...}		

NumberOfForwarding ::= INTEGER (1..5)
--

```

SendRoutingInfoArg ::= SEQUENCE {
    msisdn [0] ISDN-AddressString,
    cug-CheckInfo [1] CUG-CheckInfo OPTIONAL,
    numberOfForwarding [2] NumberOfForwarding OPTIONAL,
    interrogationType [3] InterrogationType,
    or-Interrogation [4] NULL OPTIONAL,
    or-Capability [5] OR-Phase OPTIONAL,
    gmsc-Address [6] ISDN-AddressString,
    callReferenceNumber [7] CallReferenceNumber OPTIONAL,
    forwardingReason [8] ForwardingReason OPTIONAL,
    basicServiceGroup [9] Ext-BasicServiceCode OPTIONAL,
    networkSignalInfo [10] ExternalSignalInfo OPTIONAL,
    camelInfo [11] CamelInfo OPTIONAL,
    suppressionOfAnnouncement [12] SuppressionOfAnnouncement OPTIONAL,
    extensionContainer [13] ExtensionContainer OPTIONAL,
    . . . ,
    alertingPattern [14] AlertingPattern OPTIONAL,
    ccbs-Call [15] NULL OPTIONAL,
    supportedCCBS-Phase [16] SupportedCCBS-Phase OPTIONAL,
    additionalSignalInfo [17] Ext-ExternalSignalInfo OPTIONAL,
    istSupportIndicator [18] IST-SupportIndicator OPTIONAL,
    pre-pagingSupported [19] NULL OPTIONAL,
    callDiversionTreatmentIndicator [20] CallDiversionTreatmentIndicator OPTIONAL,
    longFTN-Supported [21] NULL OPTIONAL }

```

```

SuppressionOfAnnouncement ::= NULL

```

```

InterrogationType ::= ENUMERATED {
    basicCall (0),
    forwarding (1)}

```

```

OR-Phase ::= INTEGER (1..127)

```

```

CallReferenceNumber ::= OCTET STRING (SIZE (1..8))

```

```

ForwardingReason ::= ENUMERATED {
    notReachable (0),
    busy (1),
    noReply (2)}

```

```

SupportedCCBS-Phase ::= INTEGER (1..127)
-- exception handling:
-- Only value 1 is used.
-- Values in the ranges 2-127 are reserved for future use.
-- If received values 2-127 shall be mapped on to value 1.

```

```

CallDiversionTreatmentIndicator ::= OCTET STRING (SIZE(1))
-- callDiversionAllowed (xxxx xx01)
-- callDiversionNotAllowed (xxxx xx10)
-- network default is call diversion allowed

```

```

SendRoutingInfoRes ::= [3] SEQUENCE {
    imsi [9] IMSI OPTIONAL,
    -- IMSI must be present if SendRoutingInfoRes is not segmented.
    -- If the TC-Result-NL segmentation option is taken the IMSI must be
    -- present in one segmented transmission of SendRoutingInfoRes.
    extendedRoutingInfo ExtendedRoutingInfo OPTIONAL,
    cug-CheckInfo [3] CUG-CheckInfo OPTIONAL,
    cugSubscriptionFlag [6] NULL OPTIONAL,
    subscriberInfo [7] SubscriberInfo OPTIONAL,
    ss-List [1] SS-List OPTIONAL,
    basicService [5] Ext-BasicServiceCode OPTIONAL,
    forwardingInterrogationRequired [4] NULL OPTIONAL,
    vmsc-Address [2] ISDN-AddressString OPTIONAL,
    extensionContainer [0] ExtensionContainer OPTIONAL,
    . . . ,
    naea-PreferredCI [10] NAEA-PreferredCI OPTIONAL,
    -- naea-PreferredCI is included at the discretion of the HLR operator.
    ccbs-Indicators [11] CCBS-Indicators OPTIONAL,
    msisdn [12] ISDN-AddressString OPTIONAL,
    numberPortabilityStatus [13] NumberPortabilityStatus OPTIONAL,
    istAlertTimer [14] IST-AlertTimerValue OPTIONAL
}

```

```

NumberPortabilityStatus ::= ENUMERATED {
    notKnownToBePorted           (0),
    ownNumberPortedOut           (1),
    foreignNumberPortedToForeignNetwork (2),
    ...}
-- exception handling:
-- reception of other values than the ones listed the receiver shall ignore the
-- whole NumberPortabilityStatus

```

```

CCBS-Indicators ::= SEQUENCE {
    ccbs-Possible           [0] NULL                OPTIONAL,
    keepCCBS-CallIndicator [1] NULL                OPTIONAL,
    extensionContainer      [2] ExtensionContainer    OPTIONAL,
    ...}

```

```

RoutingInfo ::= CHOICE {
    roamingNumber           ISDN-AddressString,
    forwardingData          ForwardingData}

```

```

ForwardingData ::= SEQUENCE {
    forwardedToNumber       [5] ISDN-AddressString    OPTIONAL,
-- When this datatype is sent from an HLR which supports CAMEL Phase 2
-- to a GMSC which supports CAMEL Phase 2 the GMSC shall not check the
-- format of the number
    forwardedToSubaddress   [4] ISDN-SubaddressString  OPTIONAL,
    forwardingOptions        [6] ForwardingOptions     OPTIONAL,
    extensionContainer       [7] ExtensionContainer     OPTIONAL,
    ...,
    longForwardedToNumber   [8] FTN-AddressString     OPTIONAL}

```

```

ProvideRoamingNumberArg ::= SEQUENCE {
    imsi                    [0] IMSI,
    msc-Number              [1] ISDN-AddressString,
    msisdn                  [2] ISDN-AddressString     OPTIONAL,
    lmsi                    [4] LMSI                 OPTIONAL,
    gsm-BearerCapability    [5] ExternalSignalInfo    OPTIONAL,
    networkSignalInfo       [6] ExternalSignalInfo    OPTIONAL,
    suppressionOfAnnouncement [7] SuppressionOfAnnouncement OPTIONAL,
    gmsc-Address            [8] ISDN-AddressString     OPTIONAL,
    callReferenceNumber     [9] CallReferenceNumber    OPTIONAL,
    or-Interrogation        [10] NULL                 OPTIONAL,
    extensionContainer       [11] ExtensionContainer    OPTIONAL,
    ...,
    alertingPattern         [12] AlertingPattern       OPTIONAL,
    ccbs-Call               [13] NULL                 OPTIONAL,
    supportedCamelPhasesInGMSC [15] SupportedCamelPhases    OPTIONAL,
    additionalSignalInfo    [14] Ext-ExternalSignalInfo OPTIONAL,
    orNotSupportedInGMSC    [16] NULL                 OPTIONAL,
    pre-pagingSupported     [17] NULL                 OPTIONAL}

```

```

ProvideRoamingNumberRes ::= SEQUENCE {
    roamingNumber           ISDN-AddressString,
    extensionContainer      ExtensionContainer         OPTIONAL,
    ...}

```

```

ResumeCallHandlingArg ::= SEQUENCE {
    callReferenceNumber     [0] CallReferenceNumber    OPTIONAL,
    basicServiceGroup       [1] Ext-BasicServiceCode    OPTIONAL,
    forwardingData          [2] ForwardingData         OPTIONAL,
    imsi                    [3] IMSI                 OPTIONAL,
    cug-CheckInfo          [4] CUG-CheckInfo           OPTIONAL,
    o-CSI                   [5] O-CSI                 OPTIONAL,
    extensionContainer       [7] ExtensionContainer     OPTIONAL,
    ccbs-Possible           [8] NULL                 OPTIONAL,
    msisdn                  [9] ISDN-AddressString     OPTIONAL,
    uu-Data                 [10] UU-Data              OPTIONAL,
    allInformationSent      [11] NULL                 OPTIONAL,
    ...,
    d-csi                   [12] D-CSI                OPTIONAL}

```

```

UU-Data ::= SEQUENCE {
    uuIndicator             [0] UUIndicator           OPTIONAL,
    uui                    [1] UUI                   OPTIONAL,
    uusCFInteraction        [2] NULL                 OPTIONAL,
    extensionContainer       [3] ExtensionContainer    OPTIONAL,
    ...}

```



```

UUIndicator ::= OCTET STRING (SIZE (1))
  -- Octets are coded according to ETS 300 356

```

```

UUI ::= OCTET STRING (SIZE (1..131))
  -- Octets are coded according to ETS 300 356

```

```

ResumeCallHandlingRes ::= SEQUENCE {
  extensionContainer          ExtensionContainer          OPTIONAL,
  ...
}

```

```

CamelInfo ::= SEQUENCE {
  supportedCamelPhases      SupportedCamelPhases,
  suppress-T-CSI            NULL,
  extensionContainer        ExtensionContainer          OPTIONAL,
  ...
}

```

```

ExtendedRoutingInfo ::= CHOICE {
  routingInfo                RoutingInfo,
  camelRoutingInfo           [8] CamelRoutingInfo
}

```

```

CamelRoutingInfo ::= SEQUENCE {
  forwardingData             ForwardingData          OPTIONAL,
  gsmcCamelSubscriptionInfo [0] GsmcCamelSubscriptionInfo,
  extensionContainer         [1] ExtensionContainer    OPTIONAL,
  ...
}

```

```

GsmcCamelSubscriptionInfo ::= SEQUENCE {
  t-CSI                      [0] T-CSI OPTIONAL,
  o-CSI                      [1] O-CSI OPTIONAL,
  extensionContainer          [2] ExtensionContainer    OPTIONAL,
  ...,
  o-BcsmCamelTDP-CriteriaList [3] O-BcsmCamelTDPCriteriaList OPTIONAL,
  t-BCSM-CAMEL-TDP-CriteriaList [4] T-BCSM-CAMEL-TDP-CriteriaList OPTIONAL,
  d-csi                      [5] D-CSI                OPTIONAL
}

```

```

ProvidesIWFSNumberArg ::= SEQUENCE {
  gsm-BearerCapability        [0] ExternalSignalInfo,
  isdn-BearerCapability       [1] ExternalSignalInfo,
  call-Direction              [2] CallDirection,
  b-Subscriber-Address        [3] ISDN-AddressString,
  chosenChannel                [4] ExternalSignalInfo,
  lowerLayerCompatibility     [5] ExternalSignalInfo    OPTIONAL,
  highLayerCompatibility      [6] ExternalSignalInfo    OPTIONAL,
  extensionContainer           [7] ExtensionContainer    OPTIONAL,
  ...
}

```

```

CallDirection ::= OCTET STRING (SIZE (1))
  -- OCTET 1

  -- bit 1 (direction of call)
  -- 0 Mobile Originated Call (MOC)
  -- 1 Mobile Terminated Call (MTC)

```

```

ProvidesIWFSNumberRes ::= SEQUENCE {
  iwfsNumber                  [0] ISDN-AddressString,
  extensionContainer           [1] ExtensionContainer    OPTIONAL,
  ...
}

```

```

SIWFSSignallingModifyArg ::= SEQUENCE {
  channelType                 [0] ExternalSignalInfo    OPTIONAL,
  chosenChannel                [1] ExternalSignalInfo    OPTIONAL,
  extensionContainer           [2] ExtensionContainer    OPTIONAL,
  ...
}

```

```

SIWFSSignallingModifyRes ::= SEQUENCE {
  chosenChannel                [0] ExternalSignalInfo    OPTIONAL,
  extensionContainer           [1] ExtensionContainer    OPTIONAL,
  ...
}

```

```

SetReportingStateArg ::= SEQUENCE {
  imsi                        [0] IMSI                OPTIONAL,
  lmsi                        [1] LMSI                OPTIONAL,
  ccbs-Monitoring             [2] ReportingState       OPTIONAL,
  extensionContainer           [3] ExtensionContainer    OPTIONAL,
  ...
}

```

```

ReportingState ::= ENUMERATED {
  stopMonitoring          (0),
  startMonitoring        (1),
  ...}
-- exception handling:
-- reception of values 2-10 shall be mapped to 'stopMonitoring'
-- reception of values > 10 shall be mapped to 'startMonitoring'

```

```

SetReportingStateRes ::= SEQUENCE{
  ccbs-SubscriberStatus [0] CCBS-SubscriberStatus OPTIONAL,
  extensionContainer    [1] ExtensionContainer    OPTIONAL,
  ...}

```

```

CCBS-SubscriberStatus ::= ENUMERATED {
  ccbsNotIdle          (0),
  ccbsIdle              (1),
  ccbsNotReachable    (2),
  ...}
-- exception handling:
-- reception of values 3-10 shall be mapped to 'ccbsNotIdle'
-- reception of values 11-20 shall be mapped to 'ccbsIdle'
-- reception of values > 20 shall be mapped to 'ccbsNotReachable'

```

```

StatusReportArg ::= SEQUENCE{
  imsi                  [0] IMSI,
  eventReportData      [1] EventReportData    OPTIONAL,
  callReportdata      [2] CallReportData      OPTIONAL,
  extensionContainer    [3] ExtensionContainer  OPTIONAL,
  ...}

```

```

EventReportData ::= SEQUENCE{
  ccbs-SubscriberStatus [0] CCBS-SubscriberStatus OPTIONAL,
  extensionContainer    [1] ExtensionContainer    OPTIONAL,
  ...}

```

```

CallReportData ::= SEQUENCE{
  monitoringMode       [0] MonitoringMode      OPTIONAL,
  callOutcome          [1] CallOutcome         OPTIONAL,
  extensionContainer    [2] ExtensionContainer  OPTIONAL,
  ...}

```

```

MonitoringMode ::= ENUMERATED {
  a-side                (0),
  b-side                (1),
  ...}
-- exception handling:
-- reception of values 2-10 shall be mapped 'a-side'
-- reception of values > 10 shall be mapped to 'b-side'

```

```

CallOutcome ::= ENUMERATED {
  success                (0),
  failure                (1),
  busy                  (2),
  ...}
-- exception handling:
-- reception of values 3-10 shall be mapped to 'success'
-- reception of values 11-20 shall be mapped to 'failure'
-- reception of values > 20 shall be mapped to 'busy'

```

```

StatusReportRes ::= SEQUENCE {
  extensionContainer    [0] ExtensionContainer    OPTIONAL,
  ...}

```

```

RemoteUserFreeArg ::= SEQUENCE{
  imsi                  [0] IMSI,
  callInfo              [1] ExternalSignalInfo,
  ccbs-Feature          [2] CCBS-Feature,
  translatedB-Number    [3] ISDN-AddressString,
  replaceB-Number       [4] NULL                OPTIONAL,
  alertingPattern       [5] AlertingPattern     OPTIONAL,
  extensionContainer    [6] ExtensionContainer  OPTIONAL,
  ...}

```

```

RemoteUserFreeRes ::= SEQUENCE{
    ruf-Outcome                [0] RUF-Outcome,
    extensionContainer         [1] ExtensionContainer          OPTIONAL,
    ...}

```

```

RUF-Outcome ::= ENUMERATED{
    accepted (0),
    rejected (1),
    noResponseFromFreeMS (2), -- T4 Expiry
    noResponseFromBusyMS (3), -- T10 Expiry
    udubFromFreeMS (4),
    udubFromBusyMS (5),
    ...}
-- exception handling:
-- reception of values 6-20 shall be mapped to 'accepted'
-- reception of values 21-30 shall be mapped to 'rejected'
-- reception of values 31-40 shall be mapped to 'noResponseFromFreeMS'
-- reception of values 41-50 shall be mapped to 'noResponseFromBusyMS'
-- reception of values 51-60 shall be mapped to 'udubFromFreeMS'
-- reception of values > 60 shall be mapped to 'udubFromBusyMS'

```

```

IST-AlertArg ::= SEQUENCE{
    imsi                [0] IMSI,
    extensionContainer  [1] ExtensionContainer          OPTIONAL,
    ...}

```

```

IST-AlertRes ::= SEQUENCE{
    istAlertTimer                [0] IST-AlertTimerValue          OPTIONAL,
    istInformationWithdraw       [1] NULL                          OPTIONAL,
    callTerminationIndicator    [2] CallTerminationIndicator     OPTIONAL,
    extensionContainer           [3] ExtensionContainer            OPTIONAL,
    ...}

```

```

IST-CommandArg ::= SEQUENCE{
    imsi                [0] IMSI,
    extensionContainer  [1] ExtensionContainer          OPTIONAL,
    ...}

```

```

IST-CommandRes ::= SEQUENCE{
    extensionContainer         ExtensionContainer          OPTIONAL,
    ...}

```

```

CallTerminationIndicator ::= ENUMERATED {
    terminateCallActivityReferred (0),
    terminateAllCallActivities (1),
    ...}
-- exception handling:
-- reception of values 2-10 shall be mapped to ' terminateCallActivityReferred '
-- reception of values > 10 shall be mapped to ' terminateAllCallActivities '

-- In MSCs not supporting linkage of all call activities, any value received shall
-- be interpreted as ' terminateCallActivityReferred '

```

END

17.7.4 Supplementary service data types

```

MAP-SS-DataTypes {
    ccitt identified-organization (4) etsi (0) mobileDomain (0)
    gsm-Network (1) modules (3) map-SS-DataTypes (14) version6 (6)}

```

DEFINITIONS

IMPLICIT TAGS

::=

BEGIN

EXPORTS

```

    RegisterSS-Arg,
    SS-Info,
    SS-Status,
    SS-SubscriptionOption,
    SS-ForBS-Code,
    InterrogateSS-Res,
    USSD-Arg,

```

```

USSD-Res,
USSD-DataCodingScheme,
USSD-String,
Password,
GuidanceInfo,
SS-List,
SS-InfoList,
OverrideCategory,
CliRestrictionOption,
NoReplyConditionTime,
ForwardingOptions,
maxNumOfSS,
SS-Data,
SS-InvocationNotificationArg,
SS-InvocationNotificationRes,
CCBS-Feature,
RegisterCC-EntryArg,
RegisterCC-EntryRes,
EraseCC-EntryArg,
EraseCC-EntryRes
;

IMPORTS
  AddressString,
  ISDN-AddressString,
  ISDN-SubaddressString,
  FTN-AddressString,
  IMSI,
  BasicServiceCode,
  AlertingPattern,
  EMLPP-Priority,
  MaxMC-Bearers,
  MC-Bearers,
  ExternalSignalInfo

FROM MAP-CommonDataTypes {
  ccitt identified-organization (4) etsi (0) mobileDomain (0)
  gsm-Network (1) modules (3) map-CommonDataTypes (18) version6 (6)}

  ExtensionContainer
FROM MAP-ExtensionDataTypes {
  ccitt identified-organization (4) etsi (0) mobileDomain (0)
  gsm-Network (1) modules (3) map-ExtensionDataTypes (21) version6 (6)}

  SS-Code
FROM MAP-SS-Code {
  ccitt identified-organization (4) etsi (0) mobileDomain (0)
  gsm-Network (1) modules (3) map-SS-Code (15) version6 (6)}
;

```

RegisterSS-Arg ::= SEQUENCE {			
ss-Code	SS-Code,		
basicService	BasicServiceCode		OPTIONAL,
forwardedToNumber	[4] AddressString		OPTIONAL,
forwardedToSubaddress	[6] ISDN-SubaddressString		OPTIONAL,
noReplyConditionTime	[5] NoReplyConditionTime		OPTIONAL,
...			
defaultPriority	[7] EMLPP-Priority		OPTIONAL,
nbrUser	[8] MC-Bearers		OPTIONAL }

NoReplyConditionTime ::= INTEGER (5..30)

SS-Info ::= CHOICE {	
forwardingInfo	[0] ForwardingInfo,
callBarringInfo	[1] CallBarringInfo,
ss-Data	[3] SS-Data}

ForwardingInfo ::= SEQUENCE {		
ss-Code	SS-Code	OPTIONAL,
forwardingFeatureList	ForwardingFeatureList,	
...		

ForwardingFeatureList ::=	
SEQUENCE SIZE (1..maxNumOfBasicServiceGroups) OF	ForwardingFeature

```

ForwardingFeature ::= SEQUENCE {
    basicService                BasicServiceCode                OPTIONAL,
    ss-Status                   [4] SS-Status                 OPTIONAL,
    forwardedToNumber           [5] ISDN-AddressString         OPTIONAL,
    forwardedToSubaddress       [8] ISDN-SubaddressString      OPTIONAL,
    forwardingOptions           [6] ForwardingOptions          OPTIONAL,
    noReplyConditionTime        [7] NoReplyConditionTime       OPTIONAL,
    ...,
    longForwardedToNumber       [9] FTN-AddressString          OPTIONAL }

```

```

SS-Status ::= OCTET STRING (SIZE (1))

-- bits 8765: 0000 (unused)
-- bits 4321: Used to convey the "P bit", "R bit", "A bit" and "Q bit",
--             representing supplementary service state information
--             as defined in TS GSM 03.11

-- bit 4: "Q bit"
-- bit 3: "P bit"
-- bit 2: "R bit"
-- bit 1: "A bit"

```

```

ForwardingOptions ::= OCTET STRING (SIZE (1))

-- bit 8: notification to forwarding party
-- 0 no notification
-- 1 notification

-- bit 7: redirecting presentation
-- 0 no presentation
-- 1 presentation

-- bit 6: notification to calling party
-- 0 no notification
-- 1 notification

-- bit 5: 0 (unused)

-- bits 43: forwarding reason
-- 00 ms not reachable
-- 01 ms busy
-- 10 no reply
-- 11 unconditional when used in a SRI Result,
--     or call deflection when used in a RCH Argument
-- bits 21: 00 (unused)

```

```

CallBarringInfo ::= SEQUENCE {
    ss-Code                    SS-Code                        OPTIONAL,
    callBarringFeatureList     CallBarringFeatureList,
    ...}

```

```

CallBarringFeatureList ::= SEQUENCE SIZE (1..maxNumOfBasicServiceGroups) OF
    CallBarringFeature

```

```

CallBarringFeature ::= SEQUENCE {
    basicService                BasicServiceCode                OPTIONAL,
    ss-Status [4] SS-Status   OPTIONAL,
    ...}

```

```

SS-Data ::= SEQUENCE {
    ss-Code                    SS-Code                        OPTIONAL,
    ss-Status                  [4] SS-Status                 OPTIONAL,
    ss-SubscriptionOption      SS-SubscriptionOption        OPTIONAL,
    basicServiceGroupList      BasicServiceGroupList        OPTIONAL,
    ...,
    defaultPriority             EMLPP-Priority                OPTIONAL,
    nbrUser                     [5] MC-Bearers                OPTIONAL
}

```

```

SS-SubscriptionOption ::= CHOICE {
    cliRestrictionOption        [2] CliRestrictionOption,
    overrideCategory            [1] OverrideCategory}

```

```

CliRestrictionOption ::= ENUMERATED {
    permanent (0),
    temporaryDefaultRestricted (1),
    temporaryDefaultAllowed (2)}

```

```

OverrideCategory ::= ENUMERATED {
    overrideEnabled (0),
    overrideDisabled (1)}

```

```

SS-ForBS-Code ::= SEQUENCE {
    ss-Code                               SS-Code,
    basicService                          BasicServiceCode           OPTIONAL,
    ... ,
    longFTN-Supported                     [4] NULL                    OPTIONAL }

```

```

GenericServiceInfo ::= SEQUENCE {
    ss-Status SS-Status,
    cliRestrictionOption                  CliRestrictionOption        OPTIONAL,
    ... ,
    maximumEntitledPriority               [0] EMLPP-Priority          OPTIONAL,
    defaultPriority                       [1] EMLPP-Priority          OPTIONAL,
    ccbs-FeatureList                     [2] CCBS-FeatureList        OPTIONAL,
    nbrSB                                  [3] MaxMC-Bearers           OPTIONAL,
    nbrUser                               [4] MC-Bearers              OPTIONAL,
    nbrSN                                  [5] MC-Bearers              OPTIONAL }

```

```

CCBS-FeatureList ::= SEQUENCE SIZE (1..maxNumOfCCBS-Requests) OF
    CCBS-Feature

```

```

maxNumOfCCBS-Requests INTEGER ::= 5

```

```

CCBS-Feature ::= SEQUENCE {
    ccbs-Index                            [0] CCBS-Index              OPTIONAL,
    b-subscriberNumber                    [1] ISDN-AddressString       OPTIONAL,
    b-subscriberSubaddress                 [2] ISDN-SubaddressString    OPTIONAL,
    basicServiceGroup                     [3] BasicServiceCode         OPTIONAL,
    ... }

```

```

CCBS-Index ::= INTEGER (1..maxNumOfCCBS-Requests)

```

```

InterrogateSS-Res ::= CHOICE {
    ss-Status                             [0] SS-Status,
    basicServiceGroupList                 [2] BasicServiceGroupList,
    forwardingFeatureList                 [3] ForwardingFeatureList,
    genericServiceInfo                   [4] GenericServiceInfo }

```

```

USSD-Arg ::= SEQUENCE {
    ussd-DataCodingScheme                 USSD-DataCodingScheme,
    ussd-String                           USSD-String,
    ... ,
    alertingPattern                       AlertingPattern              OPTIONAL,
    msisdn                                 [0] ISDN-AddressString       OPTIONAL }

```

```

USSD-Res ::= SEQUENCE {
    ussd-DataCodingScheme                 USSD-DataCodingScheme,
    ussd-String                           USSD-String,
    ... }

```

```

USSD-DataCodingScheme ::= OCTET STRING (SIZE (1))
    -- The structure of the USSD-DataCodingScheme is defined by
    -- the Cell Broadcast Data Coding Scheme as described in
    -- TS GSM 03.38

```

```

USSD-String ::= OCTET STRING (SIZE (1..maxUSSD-StringLength))
    -- The structure of the contents of the USSD-String is dependent
    -- on the USSD-DataCodingScheme as described in TS GSM 03.38.

```

```

maxUSSD-StringLength INTEGER ::= 160

```

```

Password ::= NumericString
    (FROM ("0"|"1"|"2"|"3"|"4"|"5"|"6"|"7"|"8"|"9"))
    (SIZE (4))

```

<pre> GuidanceInfo ::= ENUMERATED { enterPW (0), enterNewPW (1), enterNewPW-Again (2)} -- How this information is really delivered to the subscriber -- (display, announcement, ...) is not part of this -- specification. </pre>
<pre> SS-List ::= SEQUENCE SIZE (1..maxNumOfSS) OF SS-Code </pre>
<pre> maxNumOfSS INTEGER ::= 30 </pre>
<pre> SS-InfoList ::= SEQUENCE SIZE (1..maxNumOfSS) OF SS-Info </pre>
<pre> BasicServiceGroupList ::= SEQUENCE SIZE (1..maxNumOfBasicServiceGroups) OF BasicServiceCode </pre>
<pre> maxNumOfBasicServiceGroups INTEGER ::= 13 </pre>
<pre> SS-InvocationNotificationArg ::= SEQUENCE { imsi [0] IMSI, msisdn [1] ISDN-AddressString, ss-Event [2] SS-Code, -- The following SS-Code values are allowed : -- ect SS-Code ::= '00110001'B -- multiPTY SS-Code ::= '01010001'B -- cd SS-Code ::= '00100100'B -- ccbs SS-Code ::= '01000100'B ss-EventSpecification [3] SS-EventSpecification OPTIONAL, extensionContainer [4] ExtensionContainer OPTIONAL, ..., b-subscriberNumber [5] ISDN-AddressString OPTIONAL, ccbs-RequestState [6] CCBS-RequestState OPTIONAL } </pre>
<pre> CCBS-RequestState ::= ENUMERATED { request (0), recall (1), active (2), completed (3), suspended (4), frozen (5), deleted (6) } </pre>
<pre> SS-InvocationNotificationRes ::= SEQUENCE { extensionContainer ExtensionContainer OPTIONAL, ... } </pre>
<pre> SS-EventSpecification ::= SEQUENCE SIZE (1..maxEventSpecification) OF AddressString </pre>
<pre> maxEventSpecification INTEGER ::= 2 </pre>
<pre> RegisterCC-EntryArg ::= SEQUENCE { ss-Code [0] SS-Code, ccbs-Data [1] CCBS-Data OPTIONAL, ... } </pre>
<pre> CCBS-Data ::= SEQUENCE { ccbs-Feature [0] CCBS-Feature, translatedB-Number [1] ISDN-AddressString, serviceIndicator [2] ServiceIndicator OPTIONAL, callInfo [3] ExternalSignalInfo, networkSignalInfo [4] ExternalSignalInfo, ... } </pre>
<pre> ServiceIndicator ::= BIT STRING { clir-invoked (0), camel-invoked (1)} (SIZE(2..32)) -- exception handling: -- bits 2 to 31 shall be ignored if received and not understood </pre>

```
RegisterCC-EntryRes ::= SEQUENCE {
    ccbs-Feature          [0] CCBS-Feature          OPTIONAL,
    ...}

```

```
EraseCC-EntryArg ::= SEQUENCE {
    ss-Code              [0] SS-Code,
    ccbs-Index          [1] CCBS-Index          OPTIONAL,
    ...}

```

```
EraseCC-EntryRes ::= SEQUENCE {
    ss-Code              [0] SS-Code,
    ss-Status           [1] SS-Status          OPTIONAL,
    ...}

```

END

17.7.5 Supplementary service codes

```
MAP-SS-Code {
    ccitt identified-organization (4) etsi (0) mobileDomain (0)
    gsm-Network (1) modules (3) map-SS-Code (15) version6 (6)}

```

DEFINITIONS

::=

BEGIN

```
SS-Code ::= OCTET STRING (SIZE (1))
-- This type is used to represent the code identifying a single
-- supplementary service, a group of supplementary services, or
-- all supplementary services. The services and abbreviations
-- used are defined in TS GSM 02.04. The internal structure is
-- defined as follows:
--
-- bits 87654321: group (bits 8765), and specific service
-- (bits 4321)

```

```
allss                SS-Code ::= '00000000'B
-- reserved for possible future use
-- all SS

```

```
allLineIdentificationSS    SS-Code ::= '00010000'B
-- reserved for possible future use
-- all line identification SS
clip                      SS-Code ::= '00010001'B
-- calling line identification presentation
clir                      SS-Code ::= '00010010'B
-- calling line identification restriction
colp                      SS-Code ::= '00010011'B
-- connected line identification presentation
colr                      SS-Code ::= '00010100'B
-- connected line identification restriction
mci                      SS-Code ::= '00010101'B
-- reserved for possible future use
-- malicious call identification

allNameIdentificationSS    SS-Code ::= '00011000'B
-- all name identification SS
cnap                      SS-Code ::= '00011001'B
-- calling name presentation

-- SS-Codes '00011010'B to '00011111'B are reserved for future
-- NameIdentification Supplementary Service use.

```


allForwardingSS	SS-Code ::= '00100000'B
<i>-- all forwarding SS</i>	
cfu	SS-Code ::= '00100001'B
<i>-- call forwarding unconditional</i>	
allCondForwardingSS	SS-Code ::= '00101000'B
<i>-- all conditional forwarding SS</i>	
cfb	SS-Code ::= '00101001'B
<i>-- call forwarding on mobile subscriber busy</i>	
cfnry	SS-Code ::= '00101010'B
<i>-- call forwarding on no reply</i>	
cfnrc	SS-Code ::= '00101011'B
<i>-- call forwarding on mobile subscriber not reachable</i>	
cd	SS-Code ::= '00100100'B
<i>-- call deflection</i>	

allCallOfferingSS	SS-Code ::= '00110000'B
<i>-- reserved for possible future use</i>	
<i>-- all call offering SS includes also all forwarding SS</i>	
ect	SS-Code ::= '00110001'B
<i>-- explicit call transfer</i>	
mah	SS-Code ::= '00110010'B
<i>-- reserved for possible future use</i>	
<i>-- mobile access hunting</i>	

allCallCompletionSS	SS-Code ::= '01000000'B
<i>-- reserved for possible future use</i>	
<i>-- all Call completion SS</i>	
cw	SS-Code ::= '01000001'B
<i>-- call waiting</i>	
hold	SS-Code ::= '01000010'B
<i>-- call hold</i>	
ccbs-A	SS-Code ::= '01000011'B
<i>-- completion of call to busy subscribers, originating side</i>	
ccbs-B	SS-Code ::= '01000100'B
<i>-- completion of call to busy subscribers, destination side</i>	
<i>-- this SS-Code is used only in InsertSubscriberData</i>	
mc	SS-Code ::= '01000101'B
<i>-- multicall</i>	

allMultiPartySS	SS-Code ::= '01010000'B
<i>-- reserved for possible future use</i>	
<i>-- all multiparty SS</i>	
multiPTY	SS-Code ::= '01010001'B
<i>-- multiparty</i>	

allCommunityOfInterest-SS	SS-Code ::= '01100000'B
<i>-- reserved for possible future use</i>	
<i>-- all community of interest SS</i>	
cug	SS-Code ::= '01100001'B
<i>-- closed user group</i>	

allChargingSS	SS-Code ::= '01110000'B
<i>-- reserved for possible future use</i>	
<i>-- all charging SS</i>	
aoci	SS-Code ::= '01110001'B
<i>-- advice of charge information</i>	
aocc	SS-Code ::= '01110010'B
<i>-- advice of charge charging</i>	

allAdditionalInfoTransferSS	SS-Code ::= '10000000'B
<i>-- reserved for possible future use</i>	
<i>-- all additional information transfer SS</i>	
uus1	SS-Code ::= '10000001'B
<i>-- UUS1 user-to-user signalling</i>	
uus2	SS-Code ::= '10000010'B
<i>-- UUS2 user-to-user signalling</i>	
uus3	SS-Code ::= '10000011'B
<i>-- UUS3 user-to-user signalling</i>	

allBarringSS -- all barring SS	SS-Code ::= '10010000'B
barringOfOutgoingCalls -- barring of outgoing calls	SS-Code ::= '10010001'B
baoc -- barring of all outgoing calls	SS-Code ::= '10010010'B
boic -- barring of outgoing international calls	SS-Code ::= '10010011'B
boicExHC -- barring of outgoing international calls except those directed -- to the home PLMN	SS-Code ::= '10010100'B
barringOfIncomingCalls -- barring of incoming calls	SS-Code ::= '10011001'B
baic -- barring of all incoming calls	SS-Code ::= '10011010'B
bicRoam -- barring of incoming calls when roaming outside home PLMN -- Country	SS-Code ::= '10011011'B

allPLMN-specificSS	SS-Code ::= '11110000'B
plmn-specificSS-1	SS-Code ::= '11110001'B
plmn-specificSS-2	SS-Code ::= '11110010'B
plmn-specificSS-3	SS-Code ::= '11110011'B
plmn-specificSS-4	SS-Code ::= '11110100'B
plmn-specificSS-5	SS-Code ::= '11110101'B
plmn-specificSS-6	SS-Code ::= '11110110'B
plmn-specificSS-7	SS-Code ::= '11110111'B
plmn-specificSS-8	SS-Code ::= '11111000'B
plmn-specificSS-9	SS-Code ::= '11111001'B
plmn-specificSS-A	SS-Code ::= '11111010'B
plmn-specificSS-B	SS-Code ::= '11111011'B
plmn-specificSS-C	SS-Code ::= '11111100'B
plmn-specificSS-D	SS-Code ::= '11111101'B
plmn-specificSS-E	SS-Code ::= '11111110'B
plmn-specificSS-F	SS-Code ::= '11111111'B

allCallPrioritySS -- reserved for possible future use -- all call priority SS	SS-Code ::= '10100000'B
emlpp -- enhanced Multilevel Precedence Pre-emption (EMLPP) service	SS-Code ::= '10100001'B

allLCSPrivacyException -- all LCS Privacy Exception Classes	SS-Code ::= '10110000'B
universal -- allow location by any LCS client	SS-Code ::= '10110001'B
callrelated -- allow location by any value added LCS client to which a call -- is established from the target MS	SS-Code ::= '10110010'B
callunrelated -- allow location by designated external value added LCS clients	SS-Code ::= '10110011'B
plmnoperator -- allow location by designated PLMN operator LCS clients	SS-Code ::= '10110100'B

allMOLR-SS -- all Mobile Originating Location Request Classes	SS-Code ::= '11000000'B
basicSelfLocation -- allow an MS to request its own location	SS-Code ::= '11000001'B
autonomousSelfLocation -- allow an MS to perform self location without interaction -- with the PLMN for a predetermined period of time	SS-Code ::= '11000010'B
transferToThirdParty -- allow an MS to request transfer of its location to another LCS client	SS-Code ::= '11000011'B

END

17.7.6 Short message data types

```
MAP-SM-DataTypes {
  ccitt identified-organization (4) etsi (0) mobileDomain (0)
  gsm-Network (1) modules (3) map-SM-DataTypes (16) version6 (6)}
```

DEFINITIONS

IMPLICIT TAGS

::=

BEGIN

EXPORTS

```

RoutingInfoForSM-Arg,
RoutingInfoForSM-Res,
MO-ForwardSM-Arg,
MO-ForwardSM-Res,
MT-ForwardSM-Arg,
MT-ForwardSM-Res,
ReportSM-DeliveryStatusArg,
ReportSM-DeliveryStatusRes,
AlertServiceCentreArg,
InformServiceCentreArg,
ReadyForSM-Arg,
ReadyForSM-Res,
SM-DeliveryOutcome,
AlertReason

```

;

IMPORTS

```

AddressString,
ISDN-AddressString,
SignalInfo,
IMSI,
LMSI

```

```

FROM MAP-CommonDataTypes {
  ccitt identified-organization (4) etsi (0) mobileDomain (0)
  gsm-Network (1) modules (3) map-CommonDataTypes (18) version6 (6)}

```

AbsentSubscriberDiagnosticSM

```

FROM MAP-ER-DataTypes {
  ccitt identified-organization (4) etsi (0) mobileDomain (0)
  gsm-Network (1) modules (3) map-ER-DataTypes (17) version6 (6)}

```

ExtensionContainer

```

FROM MAP-ExtensionDataTypes {
  ccitt identified-organization (4) etsi (0) mobileDomain (0)
  gsm-Network (1) modules (3) map-ExtensionDataTypes (21) version6 (6)}

```

;

```

RoutingInfoForSM-Arg ::= SEQUENCE {
  msisdn                [0] ISDN-AddressString,
  sm-RP-PRI             [1] BOOLEAN,
  serviceCentreAddress  [2] AddressString,
  extensionContainer    [6] ExtensionContainer OPTIONAL,
  ... ,
  gprsSupportIndicator  [7] NULL OPTIONAL,
  -- gprsSupportIndicator is set only if the SMS-GMSC supports
  -- receiving of two numbers from the HLR
  sm-RP-MTI             [8] SM-RP-MTI OPTIONAL,
  sm-RP-SMEA           [9] SM-RP-SMEA OPTIONAL }

```

```

SM-RP-MTI ::= INTEGER (0..10)
-- 0 SMS Deliver
-- 1 SMS Status Report
-- other values are reserved for future use and shall be discarded if
-- received

```

```

SM-RP-SMEA ::= OCTET STRING (SIZE (1..12))
-- this parameter contains an address field which is encoded
-- as defined in GSM 03.40. An address field contains 3 elements :
--   address-length
--   type-of-address
--   address-value

```

```

RoutingInfoForSM-Res ::= SEQUENCE {
  imsi                  IMSI,
  locationInfoWithLMSI [0] LocationInfoWithLMSI,
  extensionContainer    [4] ExtensionContainer OPTIONAL,
  ... }

```

```

LocationInfoWithLMSI ::= SEQUENCE {
    networkNode-Number          [1] ISDN-AddressString,
    lmsi                        LMSI                                OPTIONAL,
    extensionContainer          ExtensionContainer                OPTIONAL,
    ...,
    gprsNodeIndicator           [5] NULL                        OPTIONAL,
    -- gprsNodeIndicator is set only if the SGSN number is sent as the
    -- Network Node Number
    additional-Number           [6] Additional-Number            OPTIONAL
    -- NetworkNode-number can be either msc-number or sgsn-number
}

```

```

Additional-Number ::= CHOICE {
    msc-Number                  [0] ISDN-AddressString,
    sgsn-Number                 [1] ISDN-AddressString}
    -- additional-number can be either msc-number or sgsn-number
    -- if received networkNode-number is msc-number then the
    -- additional number is sgsn-number
    -- if received networkNode-number is sgsn-number then the
    -- additional number is msc-number

```

```

MO-ForwardSM-Arg ::= SEQUENCE {
    sm-RP-DA                    SM-RP-DA,
    sm-RP-OA                    SM-RP-OA,
    sm-RP-UI                    SignalInfo,
    extensionContainer           ExtensionContainer                OPTIONAL,
    ...,
    imsi                        IMSI                                OPTIONAL }

```

```

MO-ForwardSM-Res ::= SEQUENCE {
    sm-RP-UI                    SignalInfo                                OPTIONAL,
    extensionContainer           ExtensionContainer                OPTIONAL,
    ...}

```

```

MT-ForwardSM-Arg ::= SEQUENCE {
    sm-RP-DA                    SM-RP-DA,
    sm-RP-OA                    SM-RP-OA,
    sm-RP-UI                    SignalInfo,
    moreMessagesToSend          NULL                                OPTIONAL,
    extensionContainer           ExtensionContainer                OPTIONAL,
    ...}

```

```

MT-ForwardSM-Res ::= SEQUENCE {
    sm-RP-UI                    SignalInfo                                OPTIONAL,
    extensionContainer           ExtensionContainer                OPTIONAL,
    ...}

```

```

SM-RP-DA ::= CHOICE {
    imsi                        [0] IMSI,
    lmsi                        [1] LMSI,
    serviceCentreAddressDA     [4] AddressString,
    noSM-RP-DA                 [5] NULL}

```

```

SM-RP-OA ::= CHOICE {
    msisdn                      [2] ISDN-AddressString,
    serviceCentreAddressOA     [4] AddressString,
    noSM-RP-OA                 [5] NULL}

```

```

ReportSM-DeliveryStatusArg ::= SEQUENCE {
    msisdn                ISDN-AddressString,
    serviceCentreAddress  AddressString,
    sm-DeliveryOutcome    SM-DeliveryOutcome,
    absentSubscriberDiagnosticSM [0] AbsentSubscriberDiagnosticSM
                                OPTIONAL,
    extensionContainer     [1] ExtensionContainer      OPTIONAL,
    ...,
    gprsSupportIndicator  [2] NULL                    OPTIONAL,
    -- gprsSupportIndicator is set only if the SMS-GMSC supports
    -- handling of two delivery outcomes
    deliveryOutcomeIndicator [3] NULL                OPTIONAL,
    -- DeliveryOutcomeIndicator is set when the SM-DeliveryOutcome
    -- is for GPRS
    additionalSM-DeliveryOutcome [4] SM-DeliveryOutcome OPTIONAL,
    -- If received, additionalSM-DeliveryOutcome is for GPRS
    additionalAbsentSubscriberDiagnosticSM [5] AbsentSubscriberDiagnosticSM OPTIONAL
    -- If received additionalAbsentSubscriberDiagnosticSM is for GPRS
}

```

```

SM-DeliveryOutcome ::= ENUMERATED {
    memoryCapacityExceeded (0),
    absentSubscriber (1),
    successfulTransfer (2)}

```

```

ReportSM-DeliveryStatusRes ::= SEQUENCE {
    storedMSISDN          ISDN-AddressString          OPTIONAL,
    extensionContainer     ExtensionContainer          OPTIONAL,
    ...}

```

```

AlertServiceCentreArg ::= SEQUENCE {
    msisdn                ISDN-AddressString,
    serviceCentreAddress  AddressString,
    ...}

```

```

InformServiceCentreArg ::= SEQUENCE {
    storedMSISDN          ISDN-AddressString          OPTIONAL,
    mw-Status MW-Status  OPTIONAL,
    extensionContainer     ExtensionContainer          OPTIONAL,
    ...}

```

```

MW-Status ::= BIT STRING {
    sc-AddressNotIncluded (0),
    mnrf-Set (1),
    mcef-Set (2),
    mnrg-Set (3)} (SIZE (6..16))
-- exception handling:
-- bits 4 to 15 shall be ignored if received and not understood

```

```

ReadyForSM-Arg ::= SEQUENCE {
    imsi                [0] IMSI,
    alertReason         AlertReason,
    alertReasonIndicator NULL                    OPTIONAL,
    -- alertReasonIndicator is set only when the alertReason
    -- sent to HLR is for GPRS
    extensionContainer  ExtensionContainer          OPTIONAL,
    ...}

```

```

ReadyForSM-Res ::= SEQUENCE {
    extensionContainer  ExtensionContainer          OPTIONAL,
    ...}

```

```

AlertReason ::= ENUMERATED {
    ms-Present (0),
    memoryAvailable (1)}

```

END

17.7.7 Error data types

```

MAP-ER-DataTypes {
    ccitt identified-organization (4) etsi (0) mobileDomain (0)
    gsm-Network (1) modules (3) map-ER-DataTypes (17) version6 (6)}

```

DEFINITIONS

IMPLICIT TAGS

::=

BEGIN

EXPORTS

RoamingNotAllowedParam,
 CallBarredParam,
 CUG-RejectParam,
 SS-IncompatibilityCause,
 PW-RegistrationFailureCause,
 SM-DeliveryFailureCause,
 SystemFailureParam,
 DataMissingParam,
 UnexpectedDataParam,
 FacilityNotSupParam,
 OR-NotAllowedParam,
 UnknownSubscriberParam,
 NumberChangedParam,
 UnidentifiedSubParam,
 IllegalSubscriberParam,
 IllegalEquipmentParam,
 BearerServNotProvParam,
 TeleservNotProvParam,
 TracingBufferFullParam,
 NoRoamingNbParam,
 AbsentSubscriberParam,
 BusySubscriberParam,
 NoSubscriberReplyParam,
 ForwardingViolationParam,
 ForwardingFailedParam,
 ATI-NotAllowedParam,
 SubBusyForMT-SMS-Param,
 MessageWaitListFullParam,
 AbsentSubscriberSM-Param,
 AbsentSubscriberDiagnosticSM,
 ResourceLimitationParam,
 NoGroupCallNbParam,
 IncompatibleTerminalParam,
 ShortTermDenialParam,
 LongTermDenialParam,
 UnauthorizedRequestingNetwork-Param,
 UnauthorizedLCSCClient-Param,
 PositionMethodFailure-Param,
 UnknownOrUnreachableLCSCClient-Param,
 MM-EventNotSupported-Param,
 ATSI-NotAllowedParam,
 ATM-NotAllowedParam,
 IllegalSS-OperationParam,
 SS-NotAvailableParam,
 SS-SubscriptionViolationParam,
 InformationNotAvailableParam

;

IMPORTS

SS-Status
 FROM MAP-SS-DataTypes {
 ccitt identified-organization (4) etsi (0) mobileDomain (0)
 gsm-Network (1) modules (3) map-SS-DataTypes (14) version6 (6)}

 SignalInfo,
 BasicServiceCode,
 NetworkResource
 FROM MAP-CommonDataTypes {
 ccitt identified-organization (4) etsi (0) mobileDomain (0)
 gsm-Network (1) modules (3) map-CommonDataTypes (18) version6 (6)}

 SS-Code
 FROM MAP-SS-Code {
 ccitt identified-organization (4) etsi (0) mobileDomain (0)
 gsm-Network (1) modules (3) map-SS-Code (15) version6 (6)}

 ExtensionContainer

```

FROM MAP-ExtensionDataTypes {
  ccitt identified-organization (4) etsi (0) mobileDomain (0)
  gsm-Network (1) modules (3) map-ExtensionDataTypes (21) version6 (6)}
;

```

```

RoamingNotAllowedParam ::= SEQUENCE {
  roamingNotAllowedCause      RoamingNotAllowedCause,
  extensionContainer          ExtensionContainer          OPTIONAL,
  ...}

```

```

RoamingNotAllowedCause ::= ENUMERATED {
  plmnRoamingNotAllowed (0),
  operatorDeterminedBarring (3)}

```

```

CallBarredParam ::= CHOICE {
  callBarringCause          CallBarringCause,
  -- call BarringCause must not be used in version 3
  extensibleCallBarredParam ExtensibleCallBarredParam
  -- extensibleCallBarredParam must not be used in version <3
}

```

```

CallBarringCause ::= ENUMERATED {
  barringServiceActive (0),
  operatorBarring (1)}

```

```

ExtensibleCallBarredParam ::= SEQUENCE {
  callBarringCause          CallBarringCause          OPTIONAL,
  extensionContainer        ExtensionContainer          OPTIONAL,
  ... ,
  unauthorisedMessageOriginator [1] NULL              OPTIONAL }

```

```

CUG-RejectParam ::= SEQUENCE {
  cug-RejectCause          CUG-RejectCause          OPTIONAL,
  extensionContainer        ExtensionContainer          OPTIONAL,
  ...}

```

```

CUG-RejectCause ::= ENUMERATED {
  incomingCallsBarredWithinCUG (0),
  subscriberNotMemberOfCUG (1),
  requestedBasicServiceViolatesCUG-Constraints (5),
  calledPartySS-InteractionViolation (7)}

```

```

SS-IncompatibilityCause ::= SEQUENCE {
  ss-Code                  [1] SS-Code                OPTIONAL,
  basicService              BasicServiceCode          OPTIONAL,
  ss-Status                 [4] SS-Status             OPTIONAL,
  ...}

```

```

PW-RegistrationFailureCause ::= ENUMERATED {
  undetermined (0),
  invalidFormat (1),
  newPasswordsMismatch (2)}

```

```

SM-EnumeratedDeliveryFailureCause ::= ENUMERATED {
  memoryCapacityExceeded (0),
  equipmentProtocolError (1),
  equipmentNotSM-Equipped (2),
  unknownServiceCentre (3),
  sc-Congestion (4),
  invalidSME-Address (5),
  subscriberNotSC-Subscriber (6)}

```

```

SM-DeliveryFailureCause ::= SEQUENCE {
  sm-EnumeratedDeliveryFailureCause SM-EnumeratedDeliveryFailureCause,
  diagnosticInfo                    SignalInfo          OPTIONAL,
  extensionContainer                ExtensionContainer      OPTIONAL,
  ...}

```

```

AbsentSubscriberSM-Param ::= SEQUENCE {
  absentSubscriberDiagnosticSM      AbsentSubscriberDiagnosticSM      OPTIONAL,
  -- AbsentSubscriberDiagnosticSM can be either for non-GPRS
  -- or for GPRS
  extensionContainer                ExtensionContainer                OPTIONAL,
  ...,
  additionalAbsentSubscriberDiagnosticSM [0] AbsentSubscriberDiagnosticSM OPTIONAL }
  -- if received, additionalAbsentSubscriberDiagnosticSM
  -- is for GPRS and absentSubscriberDiagnosticSM is
  -- for non-GPRS

```

```

AbsentSubscriberDiagnosticSM ::= INTEGER (0..255)
  -- AbsentSubscriberDiagnosticSM values are defined in ETS 300 536 (GSM 03.40)

```

```

SystemFailureParam ::= CHOICE {
  networkResource                  NetworkResource,
  -- networkResource must not be used in version 3
  extensibleSystemFailureParam    ExtensibleSystemFailureParam
  -- extensibleSystemFailureParam must not be used in version <3
}

```

```

ExtensibleSystemFailureParam ::= SEQUENCE {
  networkResource                  NetworkResource                  OPTIONAL,
  extensionContainer                ExtensionContainer                OPTIONAL,
  ...}

```

```

DataMissingParam ::= SEQUENCE {
  extensionContainer                ExtensionContainer                OPTIONAL,
  ...}

```

```

UnexpectedDataParam ::= SEQUENCE {
  extensionContainer                ExtensionContainer                OPTIONAL,
  ...}

```

```

FacilityNotSupParam ::= SEQUENCE {
  extensionContainer                ExtensionContainer                OPTIONAL,
  ...}

```

```

OR-NotAllowedParam ::= SEQUENCE {
  extensionContainer                ExtensionContainer                OPTIONAL,
  ...}

```

```

UnknownSubscriberParam ::= SEQUENCE {
  extensionContainer                ExtensionContainer                OPTIONAL,
  ...,
  unknownSubscriberDiagnostic      UnknownSubscriberDiagnostic  OPTIONAL}

```

```

UnknownSubscriberDiagnostic ::= ENUMERATED {
  imsiUnknown (0),
  gprsSubscriptionUnknown (1),
  ...,
  npdbMismatch (2)}
  -- if unknown values are received in
  -- unknownSubscriberDiagnostic they shall be discarded

```

```

NumberChangedParam ::= SEQUENCE {
  extensionContainer                ExtensionContainer                OPTIONAL,
  ...}

```

```

UnidentifiedSubParam ::= SEQUENCE {
  extensionContainer                ExtensionContainer                OPTIONAL,
  ...}

```

```

IllegalSubscriberParam ::= SEQUENCE {
  extensionContainer                ExtensionContainer                OPTIONAL,
  ...}

```

```

IllegalEquipmentParam ::= SEQUENCE {
  extensionContainer                ExtensionContainer                OPTIONAL,
  ...}

```

```

BearerServNotProvParam ::= SEQUENCE {
  extensionContainer                ExtensionContainer                OPTIONAL,
  ...}

```


TeleservNotProvParam ::= SEQUENCE { extensionContainer ...}	ExtensionContainer	OPTIONAL,
TracingBufferFullParam ::= SEQUENCE { extensionContainer ...}	ExtensionContainer	OPTIONAL,
NoRoamingNbParam ::= SEQUENCE { extensionContainer ...}	ExtensionContainer	OPTIONAL,
AbsentSubscriberParam ::= SEQUENCE { extensionContainer ..., absentSubscriberReason	ExtensionContainer [0] AbsentSubscriberReason	OPTIONAL, OPTIONAL}
AbsentSubscriberReason ::= ENUMERATED { imsiDetach (0), restrictedArea (1), noPageResponse (2), ... , purgedMS (3)} <i>-- exception handling: at reception of other values than the ones listed the -- AbsentSubscriberReason shall be ignored. -- The AbsentSubscriberReason: purgedMS is defined for the Super-Charger feature -- (see TS 23.116). If this value is received in a Provide Roaming Number response -- it shall be mapped to the AbsentSubscriberReason: imsiDetach in the Send Routing -- Information response</i>		
BusySubscriberParam ::= SEQUENCE { extensionContainer ..., ccbs-Possible ccbs-Busy	ExtensionContainer [0] NULL [1] NULL	OPTIONAL, OPTIONAL, OPTIONAL}
NoSubscriberReplyParam ::= SEQUENCE { extensionContainer ...}	ExtensionContainer	OPTIONAL,
ForwardingViolationParam ::= SEQUENCE { extensionContainer ...}	ExtensionContainer	OPTIONAL,
ForwardingFailedParam ::= SEQUENCE { extensionContainer ...}	ExtensionContainer	OPTIONAL,
ATI-NotAllowedParam ::= SEQUENCE { extensionContainer ...}	ExtensionContainer	OPTIONAL,
ATSI-NotAllowedParam ::= SEQUENCE { extensionContainer ...}	ExtensionContainer	OPTIONAL,
ATM-NotAllowedParam ::= SEQUENCE { extensionContainer ...}	ExtensionContainer	OPTIONAL,
IllegalSS-OperationParam ::= SEQUENCE { extensionContainer ...}	ExtensionContainer	OPTIONAL,
SS-NotAvailableParam ::= SEQUENCE { extensionContainer ...}	ExtensionContainer	OPTIONAL,
SS-SubscriptionViolationParam ::= SEQUENCE { extensionContainer ...}	ExtensionContainer	OPTIONAL,
InformationNotAvailableParam ::= SEQUENCE { extensionContainer ...}	ExtensionContainer	OPTIONAL,

<pre> SubBusyForMT-SMS-Param ::= SEQUENCE { extensionContainer ExtensionContainer OPTIONAL, ... , gprsConnectionSuspended NULL OPTIONAL } -- If GprsConnectionSuspended is not understood it shall -- be discarded </pre>
<pre> MessageWaitListFullParam ::= SEQUENCE { extensionContainer ExtensionContainer OPTIONAL, ... } </pre>
<pre> ResourceLimitationParam ::= SEQUENCE { extensionContainer ExtensionContainer OPTIONAL, ... } </pre>
<pre> NoGroupCallNbParam ::= SEQUENCE { extensionContainer ExtensionContainer OPTIONAL, ... } </pre>
<pre> IncompatibleTerminalParam ::= SEQUENCE { extensionContainer ExtensionContainer OPTIONAL, ... } </pre>
<pre> ShortTermDenialParam ::= SEQUENCE { ... } </pre>
<pre> LongTermDenialParam ::= SEQUENCE { ... } </pre>
<pre> UnauthorizedRequestingNetwork-Param ::= SEQUENCE { extensionContainer ExtensionContainer OPTIONAL, ... } </pre>
<pre> UnauthorizedLCSCClient-Param ::= SEQUENCE { unauthorizedLCSCClient-Diagnostic [0] UnauthorizedLCSCClient-Diagnostic OPTIONAL, extensionContainer [1] ExtensionContainer OPTIONAL, ... } </pre>
<pre> UnauthorizedLCSCClient-Diagnostic ::= ENUMERATED { noAdditionalInformation (0), clientNotInMSPrivacyExceptionList (1), callToClientNotSetup (2), privacyOverrideNotApplicable (3), disallowedByLocalRegulatoryRequirements (4), ... } -- exception handling: -- any unrecognized value shall be ignored </pre>
<pre> PositionMethodFailure-Param ::= SEQUENCE { positionMethodFailure-Diagnostic [0] PositionMethodFailure-Diagnostic OPTIONAL, extensionContainer [1] ExtensionContainer OPTIONAL, ... } </pre>
<pre> PositionMethodFailure-Diagnostic ::= ENUMERATED { congestion (0), insufficientResources (1), insufficientMeasurementData (2), inconsistentMeasurementData (3), locationProcedureNotCompleted (4), locationProcedureNotSupportedByTargetMS (5), qosNotAttainable (6), ... } -- exception handling: -- any unrecognized value shall be ignored </pre>
<pre> UnknownOrUnreachableLCSCClient-Param ::= SEQUENCE { extensionContainer ExtensionContainer OPTIONAL, ... } </pre>
<pre> MM-EventNotSupported-Param ::= SEQUENCE { extensionContainer ExtensionContainer OPTIONAL, ... } </pre>

END

17.7.8 Common data types

```
MAP-CommonDataTypes {
    ccitt identified-organization (4) etsi (0) mobileDomain (0)
    gsm-Network (1) modules (3) map-CommonDataTypes (18) version6 (6)}
```

DEFINITIONS

IMPLICIT TAGS

::=

BEGIN

EXPORTS

```
    -- general data types and values
    AddressString,
    ISDN-AddressString,
    maxISDN-AddressLength,
    FTN-AddressString,
    ISDN-SubaddressString,
    ExternalSignalInfo,
    Ext-ExternalSignalInfo,
    AccessNetworkSignalInfo,
    SignalInfo,
    maxSignalInfoLength,
    AlertingPattern,

    -- data types for numbering and identification
    IMSI,
    TMSI,
    Identity,
    SubscriberId,
    IMEI,
    HLR-List,
    LMSI,
    GlobalCellId,
    NetworkResource,
    NAEA-PreferredCI,
    NAEA-CIC,
    ASCI-CallReference,
    SubscriberIdentity,

    -- data types for CAMEL
    CellGlobalIdOrServiceAreaIdOrLAI,

    -- data types for subscriber management
    BasicServiceCode,
    Ext-BasicServiceCode,
    EMLPP-Info,
    EMLPP-Priority,
    MC-SS-Info,
    MaxMC-Bearers,
    MC-Bearers,
    Ext-SS-Status,

    -- data types for geographic location
    AgeOfLocationInformation,
    LCSCClientExternalID,
    LCSCClientInternalID
;
```

IMPORTS

```
    TeleserviceCode,
    Ext-TeleserviceCode
FROM MAP-TS-Code {
    ccitt identified-organization (4) etsi (0) mobileDomain (0)
    gsm-Network (1) modules (3) map-TS-Code (19) version6 (6)}

    BearerServiceCode,
    Ext-BearerServiceCode
FROM MAP-BS-Code {
    ccitt identified-organization (4) etsi (0) mobileDomain (0)
    gsm-Network (1) modules (3) map-BS-Code (20) version6 (6)}

    SS-Code
```

```

FROM MAP-SS-Code {
  ccitt identified-organization (4) etsi (0) mobileDomain (0)
  gsm-Network (1) modules (3) map-SS-Code (15) version6 (6)}

ExtensionContainer
FROM MAP-ExtensionDataTypes {
  ccitt identified-organization (4) etsi (0) mobileDomain (0)
  gsm-Network (1) modules (3) map-ExtensionDataTypes (21) version6 (6)}
;

```

-- general data types

```

TBCD-STRING ::= OCTET STRING
-- This type (Telephony Binary Coded Decimal String) is used to
-- represent several digits from 0 through 9, *, #, a, b, c, two
-- digits per octet, each digit encoded 0000 to 1001 (0 to 9),
-- 1010 (*), 1011 (#), 1100 (a), 1101 (b) or 1110 (c); 1111 used
-- as filler when there is an odd number of digits.

-- bits 8765 of octet n encoding digit 2n
-- bits 4321 of octet n encoding digit 2(n-1) +1

```

```

AddressString ::= OCTET STRING (SIZE (1..maxAddressLength))
-- This type is used to represent a number for addressing
-- purposes. It is composed of
-- a) one octet for nature of address, and numbering plan
-- indicator.
-- b) digits of an address encoded as TBCD-String.

-- a) The first octet includes a one bit extension indicator, a
-- 3 bits nature of address indicator and a 4 bits numbering
-- plan indicator, encoded as follows:

-- bit 8: 1 (no extension)

-- bits 765: nature of address indicator
-- 000 unknown
-- 001 international number
-- 010 national significant number
-- 011 network specific number
-- 100 subscriber number
-- 101 reserved
-- 110 abbreviated number
-- 111 reserved for extension

-- bits 4321: numbering plan indicator
-- 0000 unknown
-- 0001 ISDN/Telephony Numbering Plan (Rec CCITT E.164)
-- 0010 spare
-- 0011 data numbering plan (CCITT Rec X.121)
-- 0100 telex numbering plan (CCITT Rec F.69)
-- 0101 spare
-- 0110 land mobile numbering plan (CCITT Rec E.212)
-- 0111 spare
-- 1000 national numbering plan
-- 1001 private numbering plan
-- 1111 reserved for extension

-- all other values are reserved.

-- b) The following octets representing digits of an address
-- encoded as a TBCD-STRING.

```

```

maxAddressLength INTEGER ::= 20

```

```

ISDN-AddressString ::=
  AddressString (SIZE (1..maxISDN-AddressLength))
-- This type is used to represent ISDN numbers.

```

```

maxISDN-AddressLength INTEGER ::= 9

```

```

FTN-AddressString ::=
  AddressString (SIZE (1..maxFTN-AddressLength))
-- This type is used to represent forwarded-to numbers.

```

```

maxFTN-AddressLength INTEGER ::= 15

```

```

ISDN-SubaddressString ::=
    OCTET STRING (SIZE (1..maxISDN-SubaddressLength))
    -- This type is used to represent ISDN subaddresses.
    -- It is composed of
    -- a) one octet for type of subaddress and odd/even indicator.
    -- b) 20 octets for subaddress information.

    -- a) The first octet includes a one bit extension indicator, a
    --     3 bits type of subaddress and a one bit odd/even indicator,
    --     encoded as follows:

    -- bit 8: 1 (no extension)

    -- bits 765: type of subaddress
    --     000 NSAP (X.213/ISO 8348 AD2)
    --     010 User Specified
    --     All other values are reserved

    -- bit 4: odd/even indicator
    --     0 even number of address signals
    --     1 odd number of address signals
    --     The odd/even indicator is used when the type of subaddress
    --     is "user specified" and the coding is BCD.

    -- bits 321: 000 (unused)

    -- b) Subaddress information.
    --     The NSAP X.213/ISO8348AD2 address shall be formatted as specified
    --     by octet 4 which contains the Authority and Format Identifier
    --     (AFI). The encoding is made according to the "preferred binary
    --     encoding" as defined in X.213/ISO834AD2. For the definition
    --     of this type of subaddress, see CCITT Rec I.334.

    -- For User-specific subaddress, this field is encoded according
    -- to the user specification, subject to a maximum length of 20
    -- octets. When interworking with X.25 networks BCD coding should
    -- be applied.

```

```

maxISDN-SubaddressLength INTEGER ::= 21

```

```

ExternalSignalInfo ::= SEQUENCE {
    protocolId          ProtocolId,
    signalInfo          SignalInfo,
    -- Information about the internal structure is given in
    -- subclause 7.6.9.
    extensionContainer  ExtensionContainer OPTIONAL,
    -- extensionContainer must not be used in version 2
    ...}

```

```

SignalInfo ::= OCTET STRING (SIZE (1..maxSignalInfoLength))

```

```

maxSignalInfoLength INTEGER ::= 200
    -- This NamedValue represents the theoretical maximum number of
    -- octets which are available to carry a single data type,
    -- without requiring segmentation to cope with the network layer
    -- service. However, the actual maximum size available for a data
    -- type may be lower, especially when other information elements
    -- have to be included in the same component.

```

```

ProtocolId ::= ENUMERATED {
    gsm-0408 (1),
    gsm-0806 (2),
    gsm-BSSMAP (3),
    -- Value 3 is reserved and must not be used
    ets-300102-1 (4)}

```

```

Ext-ExternalSignalInfo ::= SEQUENCE {
    ext-ProtocolId      Ext-ProtocolId,
    signalInfo          SignalInfo,
    -- Information about the internal structure is given in
    -- subclause 7.6.9.10
    extensionContainer  ExtensionContainer OPTIONAL,
    ...}

```

```

Ext-ProtocolId ::= ENUMERATED {
    ets-300356 (1),
    ...
}
-- exception handling:
-- For Ext-ExternalSignalInfo sequences containing this parameter with any
-- other value than the ones listed the receiver shall ignore the whole
-- Ext-ExternalSignalInfo sequence.

```

```

AccessNetworkSignalInfo ::= SEQUENCE {
    accessNetworkProtocolId      AccessNetworkProtocolId,
    signalInfo                   SignalInfo,
    -- Information about the internal structure is given in
    -- subclause 7.6.9.4
    extensionContainer           ExtensionContainer           OPTIONAL,
    ...}

```

```

AccessNetworkProtocolId ::= ENUMERATED {
    gsm-0806 (1),
    ts3G-25413 (2),
    ...}
-- exception handling:
-- For AccessNetworkSignalInfo sequences containing this parameter with any
-- other value than the ones listed the receiver shall ignore the whole
-- AccessNetworkSignalInfo sequence.

```

```

AlertingPattern ::= OCTET STRING (SIZE (1))
-- This type is used to represent Alerting Pattern

-- bits 8765 : 0000 (unused)

-- bits 43 : type of Pattern
-- 00 level
-- 01 category
-- 10 category
-- all other values are reserved.

-- bits 21 : type of alerting

alertingLevel-0 AlertingPattern ::= '00000000'B
alertingLevel-1 AlertingPattern ::= '00000001'B
alertingLevel-2 AlertingPattern ::= '00000010'B
-- all other values of Alerting level are reserved
-- Alerting Levels are defined in GSM 02.07

alertingCategory-1 AlertingPattern ::= '00000100'B
alertingCategory-2 AlertingPattern ::= '00000101'B
alertingCategory-3 AlertingPattern ::= '00000110'B
alertingCategory-4 AlertingPattern ::= '00000111'B
alertingCategory-5 AlertingPattern ::= '00001000'B
-- all other values of Alerting Category are reserved
-- Alerting categories are defined in GSM 02.07

```

-- data types for numbering and identification

```

IMSI ::= TBCD-STRING (SIZE (3..8))
-- digits of MCC, MNC, MSIN are concatenated in this order.

```

```

Identity ::= CHOICE {
    imsi                IMSI,
    imsi-WithLMSI      IMSI-WithLMSI}

```

```

IMSI-WithLMSI ::= SEQUENCE {
    imsi                IMSI,
    lmsi                LMSI,
    -- a special value 00000000 indicates that the LMSI is not in use
    ...}

```

```

ASCII-CallReference ::= TBCD-STRING (SIZE (1..8))
-- digits of VGCS/VBC-area, Group-ID are concatenated in this order.

```

```

TMSI ::= OCTET STRING (SIZE (1..4))

```

```
SubscriberId ::= CHOICE {
    imsi                [0] IMSI,
    tmsi                [1] TMSI}
```

```
IMEI ::= TBCD-STRING (SIZE (8))
-- Refers to International Mobile Station Equipment Identity
-- and Software Version Number (SVN) defined in TS GSM 03.03.
-- If the SVN is not present the last octet shall contain the
-- digit 0 and a filler.
-- If present the SVN shall be included in the last octet.
```

```
HLR-Id ::= IMSI
-- leading digits of IMSI, i.e. (MCC, MNC, leading digits of
-- MSIN) forming HLR Id defined in TS GSM 03.03.
```

```
HLR-List ::= SEQUENCE SIZE (1..maxNumOfHLR-Id) OF
    HLR-Id
```

```
maxNumOfHLR-Id INTEGER ::= 50
```

```
LMSI ::= OCTET STRING (SIZE (4))
```

```
GlobalCellId ::= OCTET STRING (SIZE (5..7))
-- Refers to Cell Global Identification defined in TS GSM 03.03.
-- The internal structure is defined as follows:
-- octet 1 bits 4321      Mobile Country Code 1st digit
-- bits 8765             Mobile Country Code 2nd digit
-- octet 2 bits 4321      Mobile Country Code 3rd digit
-- bits 8765             Mobile Network Code 3rd digit
-- or filler (1111) for 2 digit MNCs
-- octet 3 bits 4321      Mobile Network Code 1st digit
-- bits 8765             Mobile Network Code 2nd digit
-- octets 4 and 5         Location Area Code according to TS GSM 04.08
-- octets 6 and 7         Cell Identity (CI) according to TS GSM 04.08
```

```
NetworkResource ::= ENUMERATED {
    plmn (0),
    hlr (1),
    vlr (2),
    pvlr (3),
    controllingMSC (4),
    vmsc (5),
    eir (6),
    rss (7)}
```

```
NAEA-PreferredCI ::= SEQUENCE {
    naea-PreferredCIC                [0] NAEA-CIC,
    extensionContainer                [1] ExtensionContainer        OPTIONAL,
    ... }
```

```
NAEA-CIC ::= OCTET STRING (SIZE (3))
-- The internal structure is defined by the Carrier Identification
-- parameter in ANSI T1.113.3. Carrier codes between "000" and "999" may
-- be encoded as 3 digits using "000" to "999" or as 4 digits using
-- "0000" to "0999". Carrier codes between "1000" and "9999" are encoded
-- using 4 digits.
```

```
SubscriberIdentity ::= CHOICE {
    imsi                [0] IMSI,
    msisdn              [1] ISDN-AddressString
}
```

```
LCSCClientExternalID ::= SEQUENCE {
    externalAddress                [0] AddressString        OPTIONAL,
    extensionContainer              [1] ExtensionContainer        OPTIONAL,
    ... }
```

```
LCSCClientInternalID ::= ENUMERATED {
    broadcastService                (0),
    o-andM-HPLMN                    (1),
    o-andM-VPLMN                    (2),
    anonymousLocation                (3),
    targetMSsubscribedService        (4),
    ... }
```

-- data types for CAMEL

```
CellGlobalIdOrServiceAreaIdOrLAI ::= CHOICE {
    cellGlobalIdOrServiceAreaIdFixedLength [0] CellGlobalIdOrServiceAreaIdFixedLength,
    laiFixedLength [1] LAIFixedLength}
```

```
CellGlobalIdOrServiceAreaIdFixedLength ::= OCTET STRING (SIZE (7))
-- Refers to Cell Global Identification or Service Area Identification
-- defined in 3G TS 23.003.
-- The internal structure is defined as follows:
-- octet 1 bits 4321 Mobile Country Code 1st digit
-- bits 8765 Mobile Country Code 2nd digit
-- octet 2 bits 4321 Mobile Country Code 3rd digit
-- bits 8765 Mobile Network Code 3rd digit
-- or filler (1111) for 2 digit MNCs
-- octet 3 bits 4321 Mobile Network Code 1st digit
-- bits 8765 Mobile Network Code 2nd digit
-- octets 4 and 5 Location Area Code according to 3G TS 24.008
-- octets 6 and 7 Cell Identity (CI) value or
-- Service Area Code (SAC) value
-- according to 3G TS 23.003
```

```
LAIFixedLength ::= OCTET STRING (SIZE (5))
-- Refers to Location Area Identification defined in TS GSM 03.03.
-- The internal structure is defined as follows:
-- octet 1 bits 4321 Mobile Country Code 1st digit
-- bits 8765 Mobile Country Code 2nd digit
-- octet 2 bits 4321 Mobile Country Code 3rd digit
-- bits 8765 Mobile Network Code 3rd digit
-- or filler (1111) for 2 digit MNCs
-- octet 3 bits 4321 Mobile Network Code 1st digit
-- bits 8765 Mobile Network Code 2nd digit
-- octets 4 and 5 Location Area Code according to TS GSM 04.08
```

-- data types for subscriber management

```
BasicServiceCode ::= CHOICE {
    bearerService [2] BearerServiceCode,
    teleservice [3] TeleserviceCode}
```

```
Ext-BasicServiceCode ::= CHOICE {
    ext-BearerService [2] Ext-BearerServiceCode,
    ext-Teleservice [3] Ext-TeleserviceCode}
```

```
EMLPP-Info ::= SEQUENCE {
    maximumentitledPriority EMLPP-Priority,
    defaultPriority EMLPP-Priority,
    extensionContainer ExtensionContainer OPTIONAL,
    ...}
```

```
EMLPP-Priority ::= INTEGER (0..15)
-- The mapping from the values A,B,0,1,2,3,4 to the integer-value is
-- specified as follows where A is the highest and 4 is the lowest
-- priority level
-- the integer values 7-15 are spare and shall be mapped to value 4
```

```
priorityLevelA EMLPP-Priority ::= 6
priorityLevelB EMLPP-Priority ::= 5
priorityLevel0 EMLPP-Priority ::= 0
priorityLevel1 EMLPP-Priority ::= 1
priorityLevel2 EMLPP-Priority ::= 2
priorityLevel3 EMLPP-Priority ::= 3
priorityLevel4 EMLPP-Priority ::= 4
```

```
MC-SS-Info ::= SEQUENCE {
    ss-Code [0] SS-Code,
    ss-Status [1] Ext-SS-Status,
    nbrSB [2] MaxMC-Bearers,
    nbrUser [3] MC-Bearers,
    extensionContainer [4] ExtensionContainer OPTIONAL,
    ...}
```

```
MaxMC-Bearers ::= INTEGER (2..maxNumOfMC-Bearers)
```

```
MC-Bearers ::= INTEGER (1..maxNumOfMC-Bearers)
```



```
maxNumOfMC-Bearers INTEGER ::= 7
```

```
Ext-SS-Status ::= OCTET STRING (SIZE (1..5))
```

```
-- OCTET 1:
--
-- bits 8765: 0000 (unused)
-- bits 4321: Used to convey the "P bit", "R bit", "A bit" and "Q bit",
--             representing supplementary service state information
--             as defined in TS GSM 03.11

-- bit 4: "Q bit"

-- bit 3: "P bit"

-- bit 2: "R bit"

-- bit 1: "A bit"

-- OCTETS 2-5: reserved for future use. They shall be discarded if
-- received and not understood.
```

```
-- data types for geographic location
```

```
AgeOfLocationInformation ::= INTEGER (0..32767)
```

```
-- the value represents the elapsed time in minutes since the last
-- network contact of the mobile station (i.e. the actuality of the
-- location information).
-- value "0" indicates that the MS is currently in contact with the
-- network
-- value "32767" indicates that the location information is at least
-- 32767 minutes old
```

END

17.7.9 Teleservice Codes

```
MAP-TS-Code {
  ccitt identified-organization (4) etsi (0) mobileDomain (0)
  gsm-Network (1) modules (3) map-TS-Code (19) version6 (6)}
```

DEFINITIONS

```
::=
```

BEGIN

```
TeleserviceCode ::= OCTET STRING (SIZE (1))
```

```
-- This type is used to represent the code identifying a single
-- teleservice, a group of teleservices, or all teleservices. The
-- services are defined in TS GSM 02.03.
-- The internal structure is defined as follows:

-- bits 87654321: group (bits 8765) and specific service
-- (bits 4321)
```

```
Ext-TeleserviceCode ::= OCTET STRING (SIZE (1..5))
```

```
-- This type is used to represent the code identifying a single
-- teleservice, a group of teleservices, or all teleservices. The
-- services are defined in TS GSM 02.03.
-- The internal structure is defined as follows:

-- OCTET 1:
-- bits 87654321: group (bits 8765) and specific service
-- (bits 4321)

-- OCTETS 2-5: reserved for future use. If received the
-- Ext-TeleserviceCode shall be
-- treated according to the exception handling defined for the
-- operation that uses this type.

-- Ext-TeleserviceCode includes all values defined for TeleserviceCode.
```

allTeleservices	TeleserviceCode ::= '00000000'B
allSpeechTransmissionServices	TeleserviceCode ::= '00010000'B
telephony	TeleserviceCode ::= '00010001'B
emergencyCalls	TeleserviceCode ::= '00010010'B
allShortMessageServices	TeleserviceCode ::= '00100000'B
shortMessageMT-PP	TeleserviceCode ::= '00100001'B
shortMessageMO-PP	TeleserviceCode ::= '00100010'B
allFacsimileTransmissionServices	TeleserviceCode ::= '01100000'B
facsimileGroup3AndAlterSpeech	TeleserviceCode ::= '01100001'B
automaticFacsimileGroup3	TeleserviceCode ::= '01100010'B
facsimileGroup4	TeleserviceCode ::= '01100011'B
<p>-- The following non-hierarchical Compound Teleservice Groups -- are defined in TS GSM 02.30:</p>	
allDataTeleservices	TeleserviceCode ::= '01110000'B
<p>-- covers Teleservice Groups 'allFacsimileTransmissionServices' -- and 'allShortMessageServices'</p>	
allTeleservices-ExeptSMS	TeleserviceCode ::= '10000000'B
<p>-- covers Teleservice Groups 'allSpeechTransmissionServices' and -- 'allFacsimileTransmissionServices'</p>	
<p>-- -- Compound Teleservice Group Codes are only used in call -- independent supplementary service operations, i.e. they -- are not used in InsertSubscriberData or in -- DeleteSubscriberData messages.</p>	
allVoiceGroupCallServices	TeleserviceCode ::= '10010000'B
voiceGroupCall	TeleserviceCode ::= '10010001'B
voiceBroadcastCall	TeleserviceCode ::= '10010010'B
allPLMN-specificTS	TeleserviceCode ::= '11010000'B
plmn-specificTS-1	TeleserviceCode ::= '11010001'B
plmn-specificTS-2	TeleserviceCode ::= '11010010'B
plmn-specificTS-3	TeleserviceCode ::= '11010011'B
plmn-specificTS-4	TeleserviceCode ::= '11010100'B
plmn-specificTS-5	TeleserviceCode ::= '11010101'B
plmn-specificTS-6	TeleserviceCode ::= '11010110'B
plmn-specificTS-7	TeleserviceCode ::= '11010111'B
plmn-specificTS-8	TeleserviceCode ::= '11011000'B
plmn-specificTS-9	TeleserviceCode ::= '11011001'B
plmn-specificTS-A	TeleserviceCode ::= '11011010'B
plmn-specificTS-B	TeleserviceCode ::= '11011011'B
plmn-specificTS-C	TeleserviceCode ::= '11011100'B
plmn-specificTS-D	TeleserviceCode ::= '11011101'B
plmn-specificTS-E	TeleserviceCode ::= '11011110'B
plmn-specificTS-F	TeleserviceCode ::= '11011111'B

END

17.7.10 Bearer Service Codes

```
MAP-BS-Code {
  ccitt identified-organization (4) etsi (0) mobileDomain (0)
  gsm-Network (1) modules (3) map-BS-Code (20) version6 (6)}
```

DEFINITIONS

::=

BEGIN

```

BearerServiceCode ::= OCTET STRING (SIZE (1))
  -- This type is used to represent the code identifying a single
  -- bearer service, a group of bearer services, or all bearer
  -- services. The services are defined in TS GSM 02.02.
  -- The internal structure is defined as follows:
  --
  -- plmn-specific bearer services:
  -- bits 87654321: defined by the HPLMN operator

  -- rest of bearer services:
  -- bit 8: 0 (unused)
  -- bits 7654321: group (bits 7654), and rate, if applicable
  -- (bits 321)

```

```

Ext-BearerServiceCode ::= OCTET STRING (SIZE (1..5))
  -- This type is used to represent the code identifying a single
  -- bearer service, a group of bearer services, or all bearer
  -- services. The services are defined in TS GSM 02.02.
  -- The internal structure is defined as follows:
  --
  -- OCTET 1:
  -- plmn-specific bearer services:
  -- bits 87654321: defined by the HPLMN operator
  --
  -- rest of bearer services:
  -- bit 8: 0 (unused)
  -- bits 7654321: group (bits 7654), and rate, if applicable
  -- (bits 321)

  -- OCTETS 2-5: reserved for future use. If received the
  -- Ext-TeleserviceCode shall be
  -- treated according to the exception handling defined for the
  -- operation that uses this type.

  -- Ext-BearerServiceCode includes all values defined for BearerServiceCode.

```

allBearerServices	BearerServiceCode ::= '00000000'B
--------------------------	--

allDataCDA-Services	BearerServiceCode ::= '00010000'B
dataCDA-300bps	BearerServiceCode ::= '00010001'B
dataCDA-1200bps	BearerServiceCode ::= '00010010'B
dataCDA-1200-75bps	BearerServiceCode ::= '00010011'B
dataCDA-2400bps	BearerServiceCode ::= '00010100'B
dataCDA-4800bps	BearerServiceCode ::= '00010101'B
dataCDA-9600bps	BearerServiceCode ::= '00010110'B
general-dataCDA	BearerServiceCode ::= '00010111'B

allDataCDS-Services	BearerServiceCode ::= '00011000'B
dataCDS-1200bps	BearerServiceCode ::= '00011010'B
dataCDS-2400bps	BearerServiceCode ::= '00011100'B
dataCDS-4800bps	BearerServiceCode ::= '00011101'B
dataCDS-9600bps	BearerServiceCode ::= '00011110'B
general-dataCDS	BearerServiceCode ::= '00011111'B

allPadAccessCA-Services	BearerServiceCode ::= '00100000'B
padAccessCA-300bps	BearerServiceCode ::= '00100001'B
padAccessCA-1200bps	BearerServiceCode ::= '00100010'B
padAccessCA-1200-75bps	BearerServiceCode ::= '00100011'B
padAccessCA-2400bps	BearerServiceCode ::= '00100100'B
padAccessCA-4800bps	BearerServiceCode ::= '00100101'B
padAccessCA-9600bps	BearerServiceCode ::= '00100110'B
general-padAccessCA	BearerServiceCode ::= '00100111'B

allDataPDS-Services	BearerServiceCode ::= '00101000'B
dataPDS-2400bps	BearerServiceCode ::= '00101100'B
dataPDS-4800bps	BearerServiceCode ::= '00101101'B
dataPDS-9600bps	BearerServiceCode ::= '00101110'B
general-dataPDS	BearerServiceCode ::= '00101111'B

allAlternateSpeech-DataCDA	BearerServiceCode ::= '00110000'B
-----------------------------------	--

allAlternateSpeech-DataCDS	BearerServiceCode ::= '00111000'B
-----------------------------------	--

allSpeechFollowedByDataCDA	BearerServiceCode ::= '01000000'B
-----------------------------------	--

```
allSpeechFollowedByDataCDS BearerServiceCode ::= '01001000'B
```

```
-- The following non-hierarchical Compound Bearer Service
-- Groups are defined in TS GSM 02.30:
allDataCircuitAsynchronous BearerServiceCode ::= '01010000'B
  -- covers "allDataCDA-Services", "allAlternateSpeech-DataCDA" and
  -- "allSpeechFollowedByDataCDA"
allAsynchronousServices BearerServiceCode ::= '01100000'B
  -- covers "allDataCDA-Services", "allAlternateSpeech-DataCDA",
  -- "allSpeechFollowedByDataCDA" and "allPadAccessCDA-Services"
allDataCircuitSynchronous BearerServiceCode ::= '01011000'B
  -- covers "allDataCDS-Services", "allAlternateSpeech-DataCDS" and
  -- "allSpeechFollowedByDataCDS"
allSynchronousServices BearerServiceCode ::= '01101000'B
  -- covers "allDataCDS-Services", "allAlternateSpeech-DataCDS",
  -- "allSpeechFollowedByDataCDS" and "allDataPDS-Services"
--
-- Compound Bearer Service Group Codes are only used in call
-- independent supplementary service operations, i.e. they
-- are not used in InsertSubscriberData or in
-- DeleteSubscriberData messages.
```

```
allPLMN-specificBS BearerServiceCode ::= '11010000'B
plmn-specificBS-1 BearerServiceCode ::= '11010001'B
plmn-specificBS-2 BearerServiceCode ::= '11010010'B
plmn-specificBS-3 BearerServiceCode ::= '11010011'B
plmn-specificBS-4 BearerServiceCode ::= '11010100'B
plmn-specificBS-5 BearerServiceCode ::= '11010101'B
plmn-specificBS-6 BearerServiceCode ::= '11010110'B
plmn-specificBS-7 BearerServiceCode ::= '11010111'B
plmn-specificBS-8 BearerServiceCode ::= '11011000'B
plmn-specificBS-9 BearerServiceCode ::= '11011001'B
plmn-specificBS-A BearerServiceCode ::= '11011010'B
plmn-specificBS-B BearerServiceCode ::= '11011011'B
plmn-specificBS-C BearerServiceCode ::= '11011100'B
plmn-specificBS-D BearerServiceCode ::= '11011101'B
plmn-specificBS-E BearerServiceCode ::= '11011110'B
plmn-specificBS-F BearerServiceCode ::= '11011111'B
```

END

17.7.11 Extension data types

```
MAP-ExtensionDataTypes {
  ccitt identified-organization (4) etsi (0) mobileDomain (0)
  gsm-Network (1) modules (3) map-ExtensionDataTypes (21) version6 (6)}
```

DEFINITIONS

IMPLICIT TAGS

::=

BEGIN

EXPORTS

```
PrivateExtension,
ExtensionContainer;
```

-- IOC for private MAP extensions

```
MAP-EXTENSION ::= CLASS {
  &ExtensionType OPTIONAL,
  &extensionId OBJECT IDENTIFIER }
  -- The length of the Object Identifier shall not exceed 16 octets and the
  -- number of components of the Object Identifier shall not exceed 16
```

-- data types

```
ExtensionContainer ::= SEQUENCE {
  privateExtensionList [0]PrivateExtensionList OPTIONAL,
  pcs-Extensions [1]PCS-Extensions OPTIONAL,
  ...}
```

```
PrivateExtensionList ::= SEQUENCE SIZE (1..maxNumOfPrivateExtensions) OF
    PrivateExtension
```

```
PrivateExtension ::= SEQUENCE {
    extId                MAP-EXTENSION.&extensionId
                        ({ExtensionSet}),
    extType              MAP-EXTENSION.&ExtensionType
                        ({ExtensionSet}{@extId})    OPTIONAL}
```

```
maxNumOfPrivateExtensions INTEGER ::= 10
```

```
ExtensionSet          MAP-EXTENSION ::=
    {...
    -- ExtensionSet is the set of all defined private extensions
    }
-- Unsupported private extensions shall be discarded if received.
```

```
PCS-Extensions ::= SEQUENCE {
    ...}
```

END

17.7.12 Group Call data types

```
MAP-GR-DataTypes {
    ccitt identified-organization (4) etsi (0) mobileDomain (0)
    gsm-Network (1) modules (3) map-GR-DataTypes (23) version6 (6)}
```

DEFINITIONS

IMPLICIT TAGS

::=

BEGIN

EXPORTS

```
    PrepareGroupCallArg,
    PrepareGroupCallRes,
    SendGroupCallEndSignalArg,
    SendGroupCallEndSignalRes,
    ForwardGroupCallSignallingArg,
    ProcessGroupCallSignallingArg
```

;

IMPORTS

```
    ISDN-AddressString,
    IMSI,
    EMLPP-Priority,
    ASCII-CallReference
```

```
FROM MAP-CommonDataTypes {
    ccitt identified-organization (4) etsi (0) mobileDomain (0)
    gsm-Network (1) modules (3) map-CommonDataTypes (18) version6 (6)}
```

```
    Ext-TeleserviceCode
```

```
FROM MAP-TS-Code {
    ccitt identified-organization (4) etsi (0) mobileDomain (0)
    gsm-Network (1) modules (3) map-TS-Code (19) version6 (6)}
```

```
    Kc
```

```
FROM MAP-MS-DataTypes {
    ccitt identified-organization (4) etsi (0) mobileDomain (0)
    gsm-Network (1) modules (3) map-MS-DataTypes (11) version6 (6)}
```

```
    ExtensionContainer
```

```
FROM MAP-ExtensionDataTypes {
    ccitt identified-organization (4) etsi (0) mobileDomain (0)
    gsm-Network (1) modules (3) map-ExtensionDataTypes (21) version6 (6)}
```

;

```

PrepareGroupCallArg ::= SEQUENCE {
    teleservice                Ext-TeleserviceCode,
    asciiCallReference        ASCII-CallReference,
    codec-Info                CODEC-Info,
    cipheringAlgorithm        CipheringAlgorithm,
    groupKeyNumber            [0]GroupKeyNumber        OPTIONAL,
    groupKey                  [1]Kc                    OPTIONAL,
    priority                  [2]EMLPP-Priority        OPTIONAL,
    uplinkFree                [3] NULL                OPTIONAL,
    extensionContainer        [4] ExtensionContainer    OPTIONAL,
    ...}

```

```

PrepareGroupCallRes ::= SEQUENCE {
    groupCallNumber            ISDN-AddressString,
    extensionContainer        ExtensionContainer        OPTIONAL,
    ...}

```

```

SendGroupCallEndSignalArg ::= SEQUENCE {
    imsi                      IMSI                    OPTIONAL,
    extensionContainer        ExtensionContainer        OPTIONAL,
    ...}

```

```

SendGroupCallEndSignalRes ::= SEQUENCE {
    extensionContainer        ExtensionContainer        OPTIONAL,
    ...}

```

```

ForwardGroupCallSignallingArg ::= SEQUENCE {
    imsi                      IMSI                    OPTIONAL,
    uplinkRequestAck         [0] NULL                OPTIONAL,
    uplinkReleaseIndication  [1] NULL                OPTIONAL,
    uplinkRejectCommand     [2] NULL                OPTIONAL,
    uplinkSeizedCommand     [3] NULL                OPTIONAL,
    uplinkReleaseCommand    [4] NULL                OPTIONAL,
    extensionContainer        ExtensionContainer        OPTIONAL,
    ...}

```

```

ProcessGroupCallSignallingArg ::= SEQUENCE {
    uplinkRequest            [0] NULL                OPTIONAL,
    uplinkReleaseIndication  [1] NULL                OPTIONAL,
    releaseGroupCall        [2] NULL                OPTIONAL,
    extensionContainer        ExtensionContainer        OPTIONAL,
    ...}

```

```

GroupKeyNumber ::= INTEGER (0..15)

```

```

CODEC-Info ::= OCTET STRING (SIZE (5..10))
-- Refers to channel type
-- coded according to GSM 08.08

```

```

CipheringAlgorithm ::= OCTET STRING (SIZE (1))
-- Refers to 'permitted algorithms' in 'encryption information'
-- coded according to GSM 08.08:

-- Bits 8-1
-- 8765 4321
-- 0000 0001          No encryption
-- 0000 0010          GSM A5/1
-- 0000 0100          GSM A5/2
-- 0000 1000          GSM A5/3
-- 0001 0000          GSM A5/4
-- 0010 0000          GSM A5/5
-- 0100 0000          GSM A5/6
-- 1000 0000          GSM A5/7

```

END

17.7.13 Location service data types

```

MAP-LCS-DataTypes {
  ccitt identified-organization (4) etsi (0) mobileDomain (0)
  gsm-Network (1) modules (3) map-LCS-DataTypes (25) version6 (6)}

DEFINITIONS
IMPLICIT TAGS
 ::=
BEGIN

EXPORTS
  RoutingInfoForLCS-Arg,
  RoutingInfoForLCS-Res,
  ProvideSubscriberLocation-Arg,
  ProvideSubscriberLocation-Res,
  SubscriberLocationReport-Arg,
  SubscriberLocationReport-Res,
  LocationType,
  LCSClientName,
  LCS-QoS,
  Horizontal-Accuracy,
  ResponseTime,
  Ext-GeographicalInformation
;

IMPORTS
  AddressString,
  ISDN-AddressString,
  IMEI,
  IMSI,
  LMSI,
  SubscriberIdentity,
  AgeOfLocationInformation,
  LCSClientExternalID,
  LCSClientInternalID
FROM MAP-CommonDataTypes {
  ccitt identified-organization (4) etsi (0) mobileDomain (0)
  gsm-Network (1) modules (3) map-CommonDataTypes (18) version6 (6)}

  ExtensionContainer
FROM MAP-ExtensionDataTypes {
  ccitt identified-organization (4) etsi (0) mobileDomain (0)
  gsm-Network (1) modules (3) map-ExtensionDataTypes (21) version6 (6)}

  USSD-DataCodingScheme,
  USSD-String
FROM MAP-SS-DataTypes {
  ccitt identified-organization (4) etsi (0) mobileDomain (0) gsm-Network (1) modules (3)
  map-SS-DataTypes (14) version6 (6)}
;

```

RoutingInfoForLCS-Arg ::= SEQUENCE {			
mlcNumber	[0]	ISDN-AddressString,	
targetMS	[1]	SubscriberIdentity,	
extensionContainer	[2]	ExtensionContainer	OPTIONAL,
...}			

RoutingInfoForLCS-Res ::= SEQUENCE {			
targetMS	[0]	SubscriberIdentity,	
lcsLocationInfo	[1]	LCSLocationInfo,	
extensionContainer	[2]	ExtensionContainer	OPTIONAL,
...}			

LCSLocationInfo ::= SEQUENCE {			
msc-Number		ISDN-AddressString,	
lmsi	[0]	LMSI	OPTIONAL,
extensionContainer	[1]	ExtensionContainer	OPTIONAL,
...}			

```

ProvideSubscriberLocation-Arg ::= SEQUENCE {
    locationType                LocationType,
    mlc-Number                  ISDN-AddressString,
    lcs-ClientID                [0] LCS-ClientID                OPTIONAL,
    privacyOverride             [1] NULL                        OPTIONAL,
    imsi                       [2] IMSI                        OPTIONAL,
    msisdn                      [3] ISDN-AddressString        OPTIONAL,
    lmsi                        [4] LMSI                        OPTIONAL,
    imei                        [5] IMEI                        OPTIONAL,
    lcs-Priority                [6] LCS-Priority              OPTIONAL,
    lcs-QoS                     [7] LCS-QoS                    OPTIONAL,
    extensionContainer          [8] ExtensionContainer          OPTIONAL,
    ...}

-- one of imsi or msisdn is mandatory

```

```

LocationType ::= SEQUENCE {
    locationEstimateType        [0] LocationEstimateType,
    ...}

```

```

LocationEstimateType ::= ENUMERATED {
    currentLocation             (0),
    currentOrLastKnownLocation (1),
    initialLocation             (2),
    ...}
-- exception handling:
-- a ProvideSubscriberLocation-Arg containing an unrecognized LocationEstimateType
-- shall be rejected by the receiver with a return error cause of unexpected data value

```

```

LCS-ClientID ::= SEQUENCE {
    lcsClientType               [0] LCSClientType,
    lcsClientExternalID         [1] LCSClientExternalID        OPTIONAL,
    lcsClientDialedByMS         [2] AddressString              OPTIONAL,
    lcsClientInternalID         [3] LCSClientInternalID          OPTIONAL,
    lcsClientName               [4] LCSClientName                OPTIONAL,
    ...}

```

```

LCSClientType ::= ENUMERATED {
    emergencyServices           (0),
    valueAddedServices          (1),
    plmnOperatorServices        (2),
    lawfulInterceptServices     (3),
    ...}
-- exception handling:
-- unrecognized values may be ignored if the LCS client uses the privacy override
-- otherwise, an unrecognized value shall be treated as unexpected data by a receiver
-- a return error shall then be returned if received in a MAP invoke

```

```

LCSClientName ::= SEQUENCE {
    dataCodingScheme            [0] USSD-DataCodingScheme,
    nameString                  [2] NameString,
    ...}

-- The USSD-DataCodingScheme shall indicate use of the default alphabet through the
-- following encoding
-- bit 7 6 5 4 3 2 1 0
--      0 0 0 0 1 1 1 1

```

```

NameString ::= USSD-String (SIZE (1..maxNameStringLength))

```

```

maxNameStringLength INTEGER ::= 63

```

```

LCS-Priority ::= OCTET STRING (SIZE (1))
-- 0 = highest priority
-- 1 = normal priority
-- all other values treated as 1

```

```

LCS-QoS ::= SEQUENCE {
    horizontal-accuracy         [0] Horizontal-Accuracy        OPTIONAL,
    verticalCoordinateRequest    [1] NULL                        OPTIONAL,
    vertical-accuracy           [2] Vertical-Accuracy           OPTIONAL,
    responseTime                 [3] ResponseTime               OPTIONAL,
    extensionContainer           [4] ExtensionContainer           OPTIONAL,
    ...}

```



```

Horizontal-Accuracy ::= OCTET STRING (SIZE (1))
-- bit 8 = 0
-- bits 7-1 = 7 bit Uncertainty Code defined in GSM 03.32

```

```

Vertical-Accuracy ::= OCTET STRING (SIZE (1))
-- bit 8 = 0
-- bits 7-1 = 7 bit Vertical Uncertainty Code defined in GSM 03.32

```

```

ResponseTime ::= SEQUENCE {
    responseTimeCategory          ResponseTimeCategory,
    ... }
-- note: an expandable SEQUENCE simplifies later addition of a numeric response time.

```

```

ResponseTimeCategory ::= ENUMERATED {
    lowdelay (0),
    delaytolerant (1),
    ... }
-- exception handling:
-- an unrecognized value shall be treated the same as value 1 (delaytolerant)

```

```

ProvideSubscriberLocation-Res ::= SEQUENCE {
    locationEstimate              Ext-GeographicalInformation,
    ageOfLocationEstimate         [0] AgeOfLocationInformation    OPTIONAL,
    extensionContainer             [1] ExtensionContainer          OPTIONAL,
    ... }

```

```

Ext-GeographicalInformation ::= OCTET STRING (SIZE (1..maxExt-GeographicalInformation))
-- Refers to geographical Information defined in GSM 03.32.
-- This is composed of 1 or more octets with an internal structure according to GSM 03.32
-- Octet 1: Type of shape, only the following shapes in GSM 03.32 are allowed:
--     (a) Ellipsoid point with uncertainty circle
--     (b) Ellipsoid point with uncertainty ellipse
--     (c) Ellipsoid point with altitude and uncertainty ellipsoid
--     (d) Ellipsoid Arc
-- Any other value in octet 1 shall be treated as invalid
-- Octets 2 to 8 for case (a) - Ellipsoid point with uncertainty circle
--     Degrees of Latitude          3 octets
--     Degrees of Longitude         3 octets
--     Uncertainty code             1 octet
-- Octets 2 to 11 for case (b) - Ellipsoid point with uncertainty ellipse:
--     Degrees of Latitude          3 octets
--     Degrees of Longitude         3 octets
--     Uncertainty semi-major axis  1 octet
--     Uncertainty semi-minor axis  1 octet
--     Angle of major axis          1 octet
--     Confidence                   1 octet
-- Octets 2 to 14 for case (c) - Ellipsoid point with altitude and uncertainty ellipsoid
--     Degrees of Latitude          3 octets
--     Degrees of Longitude         3 octets
--     Altitude                     2 octets
--     Uncertainty semi-major axis  1 octet
--     Uncertainty semi-minor axis  1 octet
--     Angle of major axis          1 octet
--     Uncertainty altitude         1 octet
--     Confidence                   1 octet
-- Octets 2 to 13 for case (d) - Ellipsoid Arc
--     Degrees of Latitude          3 octets
--     Degrees of Longitude         3 octets
--     Inner radius                 2 octets
--     Uncertainty radius           1 octet
--     Offset angle                 1 octet
--     Included angle               1 octet
--     Confidence                   1 octet
--
-- An Ext-GeographicalInformation parameter containing any other shape or an
-- incorrect number of octets or coding according to GSM 03.32 shall be
-- treated as invalid data by a receiver

```

```

maxExt-GeographicalInformation INTEGER ::= 20
-- the maximum length allows for further shapes in GSM 03.32 to be included in later
-- versions of GSM 09.02

```

```
SubscriberLocationReport-Arg ::= SEQUENCE {
    lcs-Event                LCS-Event,
    lcs-ClientID             LCS-ClientID,
    lcsLocationInfo         LCSLocationInfo,
    msisdn                   [0] ISDN-AddressString          OPTIONAL,
    imsi                     [1] IMSI                        OPTIONAL,
    imei                     [2] IMEI                        OPTIONAL,
    na-ESRD                  [3] ISDN-AddressString          OPTIONAL,
    na-ESRK                  [4] ISDN-AddressString          OPTIONAL,
    locationEstimate         [5] Ext-GeographicalInformation  OPTIONAL,
    ageOfLocationEstimate    [6] AgeOfLocationInformation    OPTIONAL,
    extensionContainer        [7] ExtensionContainer          OPTIONAL,
    ...}

-- one of msisdn or imsi is mandatory
```

```
LCS-Event ::= ENUMERATED {
    emergencyCallOrigination (0),
    emergencyCallRelease (1),
    mo-lr (2),
    ... }
-- exception handling:
-- a SubscriberLocationReport-Arg containing an unrecognized LCS-Event
-- shall be rejected by a receiver with a return error cause of unexpected data value
```

```
SubscriberLocationReport-Res ::= SEQUENCE {
    extensionContainer        ExtensionContainer          OPTIONAL,
    ...}
```

END

18 General on MAP user procedures

18.1 Introduction

Clauses 18 to 25 describe the use of MAP services for GSM signalling procedures. GSM signalling procedures may involve one or several interfaces running one or several application protocols. The present document addresses only the signalling procedures which require at least the use of one MAP service.

When a signalling procedure takes place in the network, an application process invocation is created in each system component involved. Part of the application process invocation acts as a MAP user and handles one or several MAP dialogues. For each dialogue it employs an instance of the MAP service provider. It may also use other communication services to exchange information on other interfaces, but detailed description of these aspects is outside the scope of the present document.

18.2 Common aspects of user procedure descriptions

18.2.1 General conventions

For each signalling procedure the present document provides a brief textual overview accompanied by a flow diagram which represent the functional interactions between system components. Functional interactions are labelled using the MAP service name when the interaction results from a service request or by this service name followed by the symbol "ack" when this interaction results from a service response.

For each of the system components involved, the present document also provides a detailed textual description of the application process behaviour as well as an SDL diagram. SDL diagrams describe the sequence of events, as seen by the MAP-User, which occurs at MAP service provider boundaries as well as external events which occur at other interfaces and which impact on the previous sequence.

External events do not necessarily correspond to the messages of other protocols used in the system component. The MAP-user procedures are described as if a set of interworking functions (IWF) between the MAP-user and the other protocol entities was implemented (see figure 18.2/1). Such interworking functions are assumed to perform either an identity mapping or some processing or translation as required to eliminate information irrelevant to the MAP-user.

The mapping of service primitives on to protocol elements is described in clauses 14 to 17.

GSM signalling procedures are built from one or more sub-procedures (e.g. authentication, ciphering,). Sub-procedures from which signalling procedures are built are represented using SDL MACRO descriptions.

In case of any discrepancy between the textual descriptions and the SDL descriptions, the latter take precedence.

18.2.2 Naming conventions

Events related to MAP are represented by MAP service primitives. The signal names used in the SDL diagrams are derived from the service primitive names defined in clauses 7 to 12, with some lexical transformations for readability and parsability purposes (blanks between words are replaced by underscores, the first letter of each word is capitalised).

Events received and sent on other interfaces are named by appending the message or signal name to a symbol representing the interface type, with some lexical transformations for readability and parsability purposes (blanks between words are replaced by underscores, the first letter of each word is capitalised).

The following symbols are used to represent the interface types:

- "I": For interfaces to the fixed network. "I" stands for ISUP interface.
- "A": For interfaces to BSS (i.e. A-interfaces);
- "OM": For network management interfaces (communication with OMC, MML interface, ...);
- "SC": For interfaces to a Service Centre;
- "HO_CA": For internal interfaces to the Handover Control Application.
- "US": For a local USSD application.

These naming conventions can be summarised by the following BNF description:

```

<Event_Name> ::= <MAP_Primitive> | <External_Event>

<MAP_Primitive> ::= <MAP_Open> | <MAP_Close> | <MAP_U_Abort> | <MAP_P_Abort> |
<MAP_Specific> | <MAP_Notice>

<MAP_Open> ::= MAP_Open_Req | MAP_Open_Ind | MAP_Open_Rsp | MAP_Open_Cnf
<MAP_Close> ::= MAP_Close_Req | MAP_Close_Ind
<MAP_U_Abort> ::= MAP_U_Abort_Req | MAP_U_Abort_Ind
<MAP_P_Abort> ::= MAP_P_Abort_Ind
<MAP_Notice> ::= MAP_Notice_Ind
<MAP_Specific> ::= <MAP_Req> | <MAP_Ind> | <MAP_Rsp> | <MAP_Cnf>
<MAP_Req> ::= MAP_<Service_Name>_Req
<MAP_Ind> ::= MAP_<Service_Name>_Ind
<MAP_Rsp> ::= MAP_<Service_Name>_Rsp
<MAP_Cnf> ::= MAP_<Service_Name>_Cnf
<External_Event> ::= <Interface_Type>_<External_Signal>
<Interface_Type> ::= I | A | OM | SC | HO AC | US
<External_Signal> ::= <Lexical_Unit>
<Service_Name> ::= <Lexical_Unit>
<Lexical_Unit> ::= <Lexical_Component> | <Lexical_Unit>_<Lexical_Component>
<Lexical_Component> ::= <Upper_Case_Letter><Letter_Or_Digit_List>
<Letter_Or_Digit_List> ::= <Letter_Or_Digit> | <Letter_Or_Digit_List><Letter_Or_Digit>
<Letter_Or_Digit> ::= <Letter> | <Digit>
<Letter> ::= <Lower_Case_Letter> | <Upper_Case_Letter>
<Upper_Case_Letter> ::= A|B|C|D|E|F|G|H|I|J|K|L|M|N|O|P|Q|R|S|T|U|V|W|X|Y|Z
<Lower_Case_Letter> ::= a|b|c|d|e|f|g|h|i|j|k|l|m|n|o|p|q|r|s|t|u|v|w|x|y|z
<Digit> ::= 1|2|3|4|5|6|7|8|9|0

```

Figure 18.2/1: Interfaces applicable to the MAP-User

18.2.3 Convention on primitives parameters

18.2.3.1 Open service

When the originating and destination reference parameters shall be included in the MAP-OPEN request primitive, their value are indicated as a comment to the signal which represents this primitive.

18.2.3.2 Close service

When a pre-arranged released is requested, a comment is attached to the signal which represents the MAP-CLOSE request primitive. In the absence of comment, a normal release is assumed.

18.2.4 Version handling at dialogue establishment

Unless explicitly indicated in subsequent subclauses, the following principles regarding version handling procedures at dialogue establishment are applied by the MAP-user:

18.2.4.1 Behaviour at the initiating side

When a MAP user signalling procedure has to be executed, the MAP-user issues a MAP-OPEN request primitive with an appropriate application-context-name. If several names are supported (i.e. several versions) a suitable one is selected using the procedures described in clause 5.

If version 2 is selected and a MAP-CLOSE Confirm primitive in response to the MAP-OPEN request is received with a result parameter set to "refused" and a diagnostic parameter indicating "application-context-not-supported" or "potential incompatibility problem", the MAP-User issues a new MAP-OPEN request primitive with the equivalent version one context. This is informally represented in the SDL diagrams by a task symbol indicating "Perform Vr procedure".

If version 3 is selected and a MAP-CLOSE Confirm primitive in response to the MAP-OPEN request is received with a result parameter set to "refused" and a diagnostic parameter indicating "application-context-not-supported" or "potential incompatibility problem", the MAP-User issues a new MAP-OPEN request primitive with the equivalent version one or version two context. This is informally represented in the SDL diagrams by task symbols indicating "Perform Vr procedure"

18.2.4.2 Behaviour at the responding side

On receipt of a MAP-OPEN indication primitive, the MAP-User analyses the application-context-name.

If it refers to a version one context, the associated V1 procedure is executed; if it refers to a version two context, the associated V2 procedure is executed, otherwise the associated V3 procedure is executed.

18.2.5 Abort Handling

Unless explicitly indicated in subsequent subclauses, the following principles are applied by the MAP-user regarding abort handling procedures:

On receipt of a MAP-P-ABORT indication or MAP-U-ABORT Indication primitive from any MAP-provider invocation, the MAP-User issues a MAP-U-ABORT Request primitive to each MAP-provider invocation associated with the same user procedure.

If applicable a decision is made to decide if the affected user procedure has to be retried or not.

18.2.6 SDL conventions

The MAP SDLs make use of a number of SDL concepts and conventions, where not all of them may be widely known. Therefore, this subclause outlines the use of a few concepts and conventions to improve understanding of the MAP SDLs.

The MAP User SDLs make use of SDL Processes, Procedures and Macros. Processes are independent from each other even if one process starts another one: The actions of both of them have no ordering in time. SDL Procedures and

Macros are just used to ease writing of the specification: They contain parts of a behaviour used in several places, and the corresponding Procedure/Macro definition has to be expanded at the position of the Procedure/Macro call.

All Processes are started at system initialisation and live forever, unless process creation/termination is indicated explicitly (i.e. a process is created by some other process).

The direction of Input/Output Signals in the SDL graphs is used to indicate the entity to which/from which communication is directed. If a process A communicates in parallel with processes B and C, all Inputs/Outputs to/from B are directed to one side, whereas communication with C is directed to the other side. However, there has been no formal convention used that communication to a certain entity (e.g. a HLR) will always be directed to a certain side (e.g. right).

In each state all those Input Signals are listed, which result in an action and/or state change. If an Input Signal is not listed in a state, receipt of this input should lead to an implicit consumption without any action or state change (according to the SDL rules). This implicit consumption is mainly used for receipt of the MAP DELIMITER indication and for receipt of a MAP CLOSE indication, except for a premature MAP CLOSE.

18.3 Interaction between MAP Provider and MAP Users

Each MAP User is defined by at least one SDL process. On the dialogue initiating side, the MAP User will create a new instance of a MAP Provider implicit by issuing a MAP-OPEN request. This instance corresponds to a TC Dialogue and lives as long as the dialogue exists (see also subclause 14.3). There is a fixed relation between MAP User and this Provider instance, i.e. all MAP service primitives from the MAP User for this dialogue are sent to this instance and all TC components received by this MAP Provider are mapped onto service primitives sent to this MAP User.

On the receiving side a MAP Provider instance is created implicit by receipt of a TC BEGIN indication. The corresponding MAP User is determined by the Application Context name included in this primitive, i.e. each Application Context is associated with one and only one MAP User. An instance of this User will be created implicitly by receiving a MAP-OPEN indication. Note that in some cases there exist several SDL Processes for one MAP User (Application Context), e.g. the processes Register_SS_HLR, Erase_SS_HLR, Activate_SS_HLR, Deactivate_SS_HLR, Interrogate_SS_HLR, and Register_Password for the AC Network_Functional_SS_Handling. In these cases, a coordinator process is introduced acting as a MAP User, which in turn starts a sub-process depending on the first MAP service primitive received.

19 Mobility procedures

19.1 Location management Procedures

For non-GPRS subscribers, this subclause comprises a number of processes to handle the mobile nature of the subscriber. The processes will be addressed by SCCP Sub-System Number (MSC, VLR or HLR) and the Application Context. The following processes are defined in this subclause:

Process Update Location Area:

Update_Location_Area_VLR, subclause 19.1.1.3;

Process Update Location:

Initiator: Update_Location_Area_VLR, subclause 19.1.1.3;

Responder: Update_Location_HLR, subclause 19.1.1.4;

Process Send Identification:

Initiator: Send_Identification_VLR, subclause 19.1.1.x;

Responder: Send_Identification_PVLR, subclause 19.1.1.5;

Process Cancel Location:

Initiator: Cancel_Location_HLR, subclause 19.1.2.2;

Responder: Cancel_Location_VLR, subclause 19.1.2.3;

Process Purge MS:

Initiator: Purge_MS_VLR, subclause 19.1.4.2;

Responder: Purge_MS_HLR, subclause 19.1.4.3.

For GPRS subscribers, this subclause comprises a number of other processes to handle the mobile nature of the subscriber. The processes will be addressed by SCCP Sub-System Number (SGSN or HLR) and the Application Context. The following processes are defined in this subclause:

Process GPRS Update Location:

Initiator: GPRS_Update_Location_Area_VLR, subclause 19.1.1.3, or
SGSN_Update_HLR, subclause 19.1.1.8,

Responder: Update_GPRS_Location_HLR, subclause 19.1.1.4;

Process Cancel Location:

Initiator: Cancel_GPRS_Location_HLR, subclause 19.1.2.2;

Responder: Cancel_Location_SGSN, subclause 19.1.2.4;

Process Purge MS:

Initiator: Purge_MS_SGSN, subclause 19.1.4.4;

Responder: Purge_MS_HLR, subclause 19.1.4.3.

The following existing process is also used for GPRS subscribers :

Process Subscriber Present HLR:

Initiator: Subscriber_Present_HLR, subclause 19.1.1.7;

Responder: Short_Message_Alert_IWMSC, subclause 23.4.3;

Location Management Coordinator HLR

Sheet 1: After creation of the user process the service primitive received from the MAP service-provider is passed to the user process. Henceforth, the coordinator will relay all service primitives from MAP service-provider to the MAP service-user and vice versa, until a request or indication for dialogue termination is received. This last primitive will be relayed, too, before the Coordinator process returns to idle state.

Process Location_Management_Coordinator_HLR

19.1_3(1)

Figure 19.1/3
Location management coordination process in the HLR

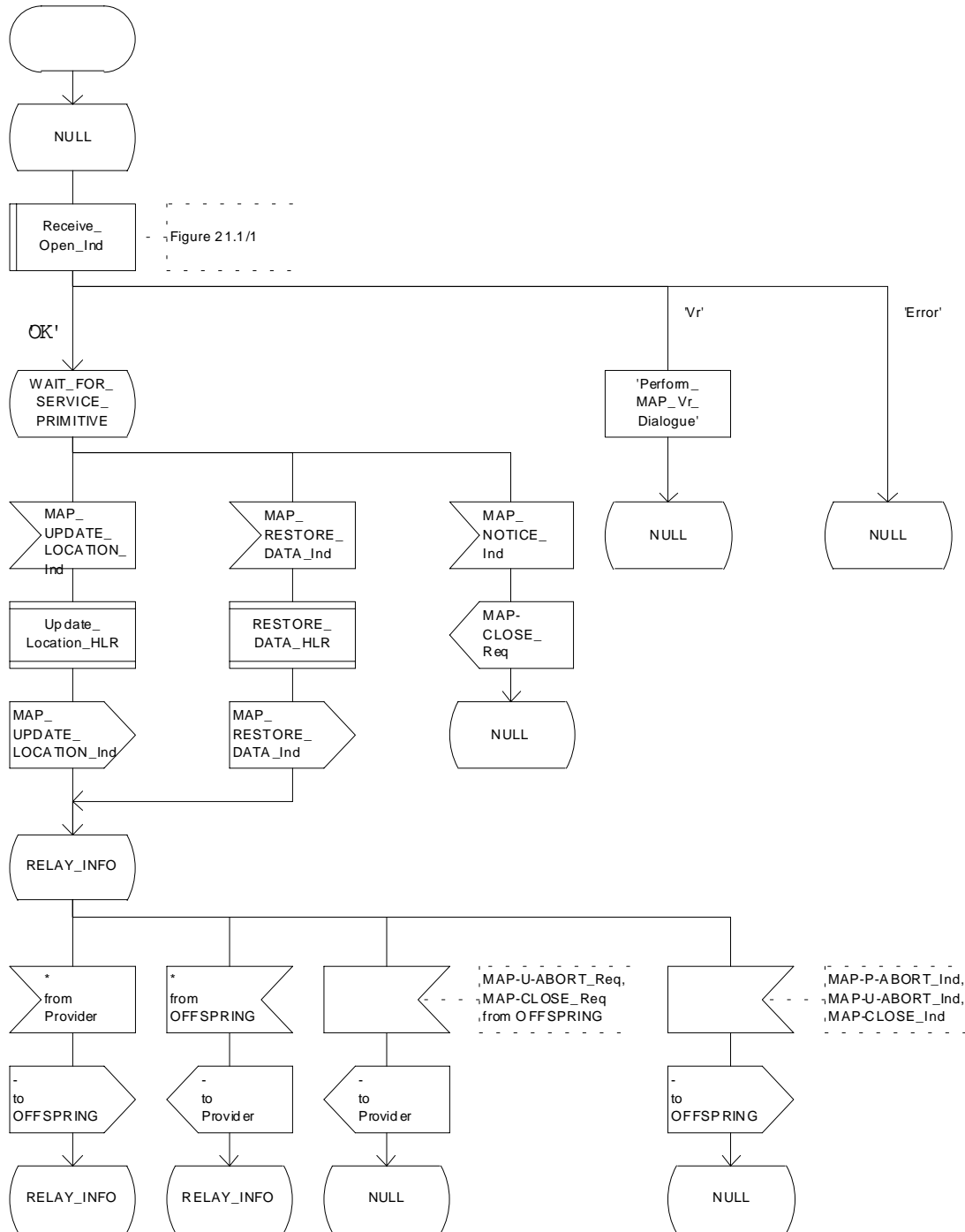


Figure 19.1/3: Process Location_Management_Coordinator_HLR

19.1.1 Location updating

19.1.1.1 General

The location updating procedure is used to update the location information held in the network. For GPRS subscribers, this procedure describes also updating of the SGSN and, if Gs interface is installed, updating of the VLR in combination with an attach/routing area updating in the SGSN. This location information is used to route incoming calls, packet data, short messages and unstructured supplementary service data to the roaming subscriber. Additionally, this procedure is used to provide the VLR and/or the SGSN with the information that a subscriber already registered, but being detached, is reachable again (IMSI Attach and/or GPRS Attach, see GSM 03.12 and GSM 03.60). The use of the IMSI Detach / Attach feature is optional for the network operator.

To minimise the updates of the subscriber's HLR, the HLR holds only information about the VLR and MSC the subscriber is attached to and, for GPRS subscribers, the SGSN the subscriber is attached to. The VLR and the SGSN contain more detailed location information, i.e. the location area the subscriber is actually roaming in (for the VLR) and the routing area (RA) where the GPRS subscriber is located (for SGSN). Therefore, the VLR needs to be updated at each location area change (see figure 19.1.1/1 for this procedure) and the SGSN needs to be updated at each routing area change. The HLR needs updating only in the following cases:

- when the subscriber registers in a new VLR or SGSN, i.e. the VLR or SGSN has no data for that subscriber;
- when the subscriber registers in a new location area of the same VLR and new routing information is to be provided to the HLR (change of MSC area);
- if the indicator "Confirmed by HLR" or the indicator "Location Information Confirmed in HLR" is set to "Not Confirmed" because of HLR, VLR or SGSN restoration, and the VLR or SGSN receives an indication that the subscriber is present.

If a mobile subscriber registers in a visitor location register (VLR) not holding any information about this subscriber and is identified by a temporary mobile subscriber identity (TMSI) allocated by a previous visitor location register (PVLR), if the PVLR identity can be derived from LAI the new VLR must obtain the IMSI from PVLR to identify the HLR to be updated (see figure 19.1.1/2). If the IMSI cannot be retrieved from PVLR, it is requested from the MS (see figure 19.1.1/3).

The stage 2 specification for GPRS is in GSM 03.60. The interworking between the MAP signalling procedures and the GPRS procedures in the SGSN is shown by the transfer of signals between these procedures (see subclause 19.1.1.8).

The message flow for successful GPRS Attach/ RA update procedure (with Gs interface not installed) is shown in figure 19.1.1/4.

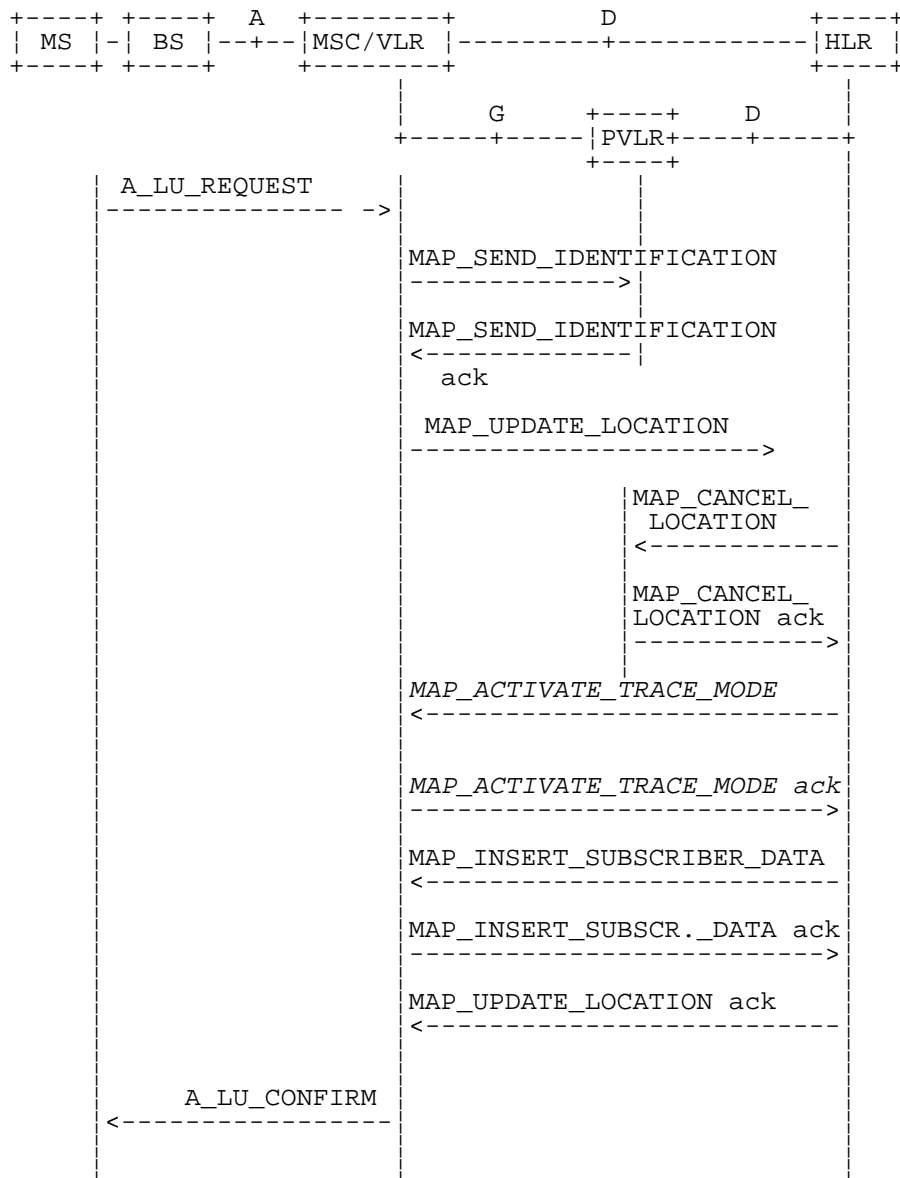
The message flow for successful GPRS Attach/ RA update procedure combined with a successful VLR location updating (Gs interface installed) is shown in figure 19.1.1/5.

The following MAP services are invoked by the location update procedure:

MAP_UPDATE_LOCATION_AREA (see subclause 8.1);(**)
MAP_UPDATE_LOCATION (see subclause 8.1);(**)
MAP_UPDATE_GPRS_LOCATION (see subclause 8.1) (*);
MAP_CANCEL_LOCATION (see subclause 8.1);
MAP_INSERT_SUBSCRIBER_DATA (see subclause 8.8);
MAP_SEND_IDENTIFICATION (see subclause 8.1) (**);
MAP_PROVIDE_IMSI (see subclause 8.9) (**);
MAP_AUTHENTICATE (see subclause 8.5) (**);
MAP_SET_CIPHERING_MODE (see subclause 8.6) (**);
MAP_FORWARD_NEW_TMSI (see subclause 8.9) (**);
MAP_CHECK_IMEI (see subclause 8.7) (**);
MAP_ACTIVATE_TRACE_MODE (see subclause 9.2);
MAP_TRACE_SUBSCRIBER_ACTIVITY (see subclause 9.2) (**).

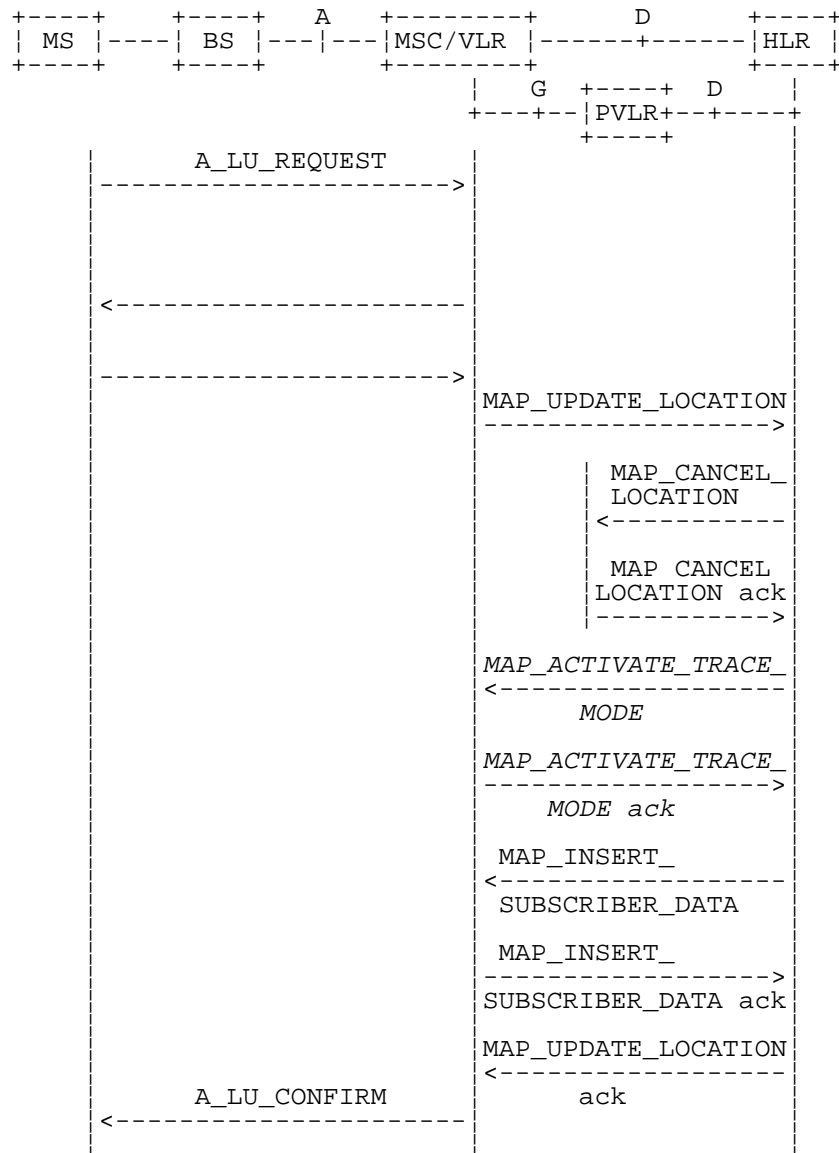
(*): only used in SGSN and HLR for GPRS

(**): not used in SGSN



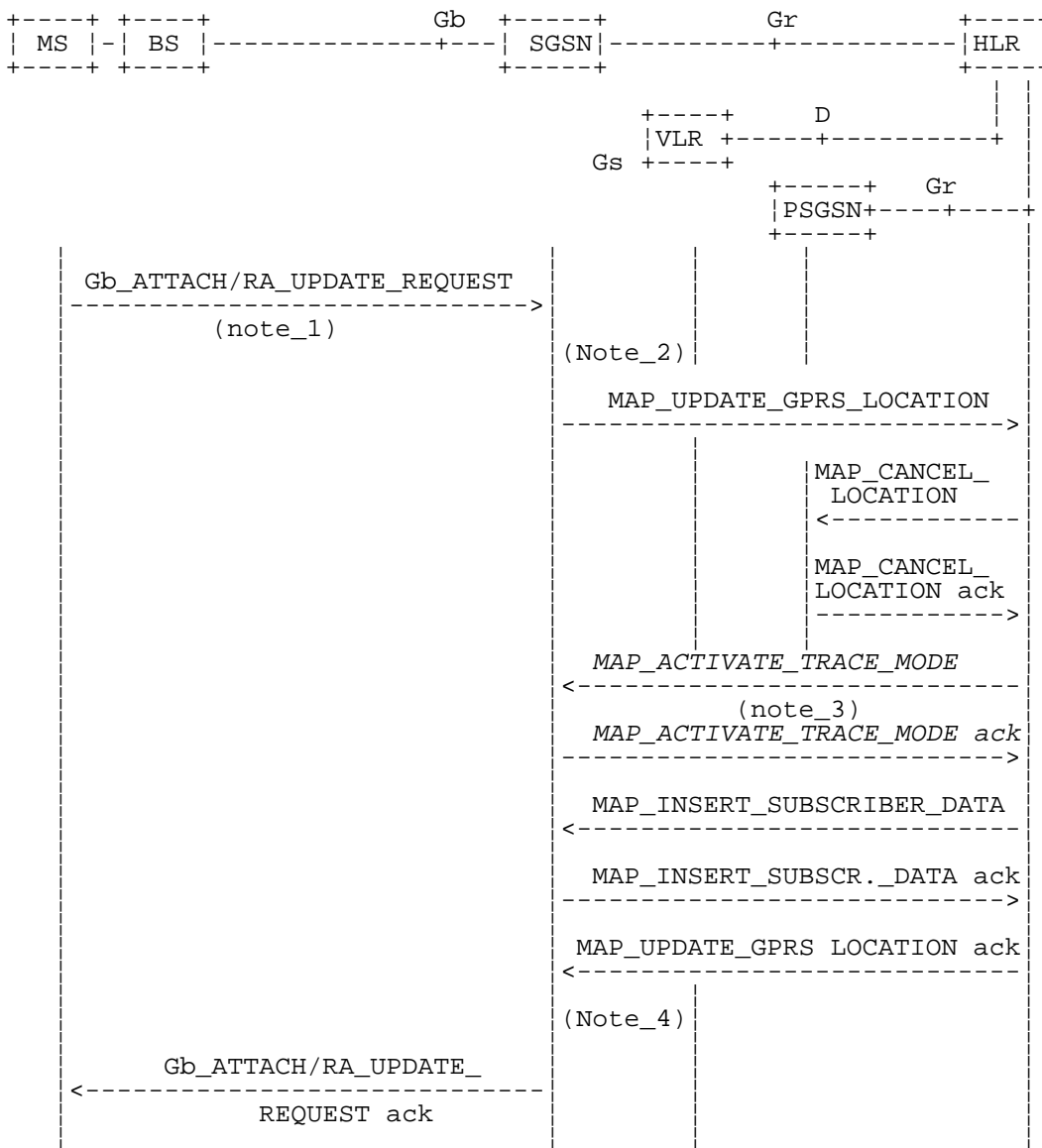
NOTE: Procedures shown in italics are optional.

Figure 19.1.1/2: Interface and services for location updating when changing the VLR area



NOTE: Procedures shown in italics are optional.

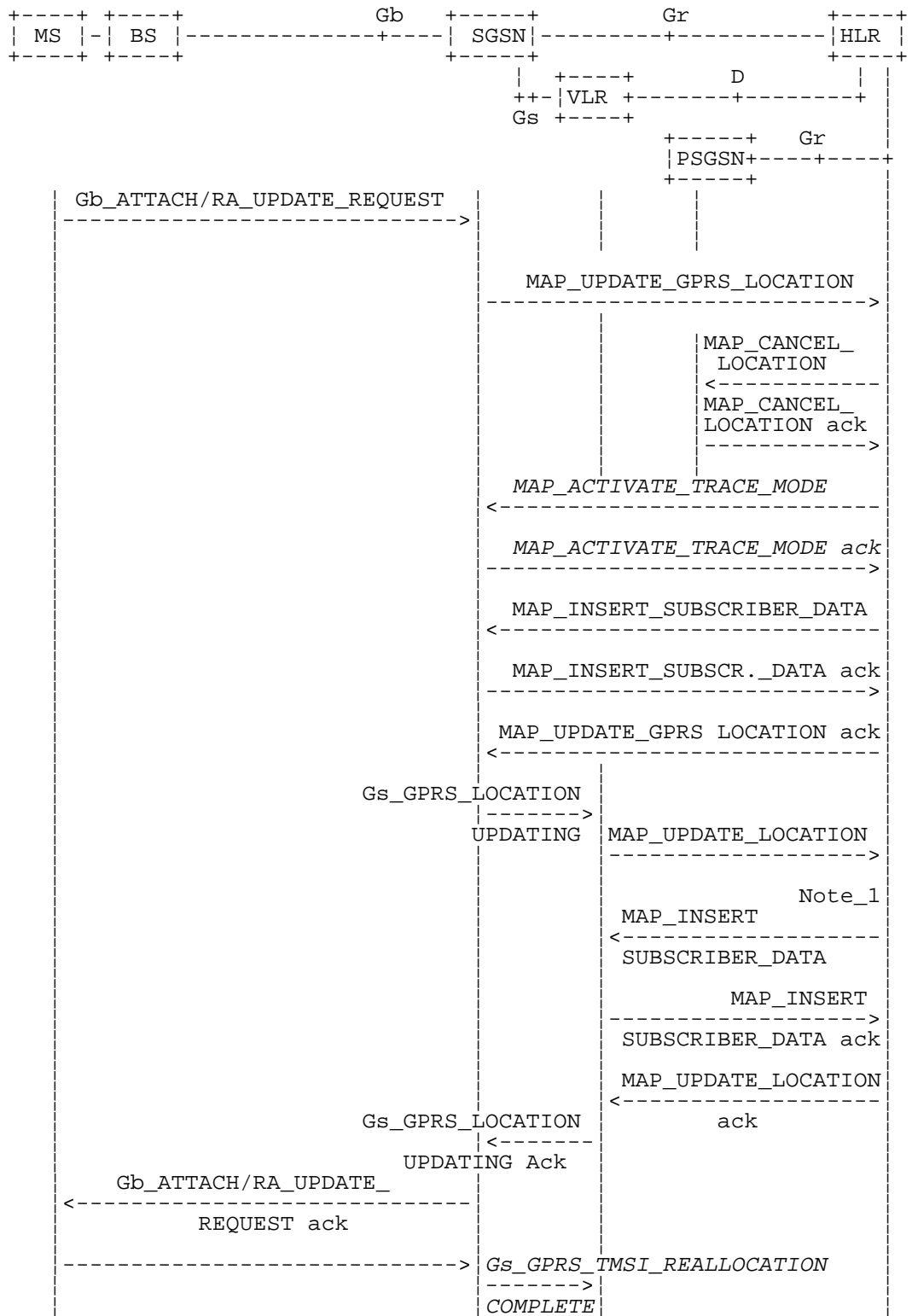
Figure 19.1.1/3: Interface and services for location updating involving both a VLR and an HLR, when IMSI can not be retrieved from the previous VLR



PSGSN = Previous SGSN

- NOTE 1: For details of the procedure on the radio path, see GSM 08.18. The services shown in dotted lines indicate the trigger provided by the signalling on the radio path, and the signalling triggered on the radio path.
- NOTE 2: For security functions (authentication, ciphering, IMEI check) triggering refer to GSM 03.60. MAP processes invoked for those procedures are described in section 25.
- NOTE 3: Optional services are printed in *italics*.
- NOTE 4: Refer to GSM 03.60 for termination of the procedure and triggering of the signalling on the Gb interface.

Figure 19.1.1/4: Interface and services for GPRS location updating (Gs-interface not installed)



NOTE: The optional procedures in figure 19.1.1/14 apply here respectively. For details of the procedure on the Gs-interface, see GSM 09.18.

NOTE 1: Location Cancellation procedure toward the old VLR and optional tracing activation toward the new VLR are not represented on this figure.

Figure 19.1.1/5: Interface and services for GPRS location updating (Gs-interface installed)

19.1.1.3 Detailed procedure in the VLR

Updating request via the Gs interface (optional for GPRS)

If Gs-interface is installed, the VLR may receive the Gs_GPRS_LOCATION_UPDATING_Request message from the SGSN for triggering an IMSI Attach or Location Updating procedure (see GSM 03.60 and 09.18).

Figure 19.1.1/16 shows the process for handling this Gs interface message.

The process specific macro

« GPRS_Location_Update_Completion_VLR » for optional initiation of TMSI reallocation as for acknowledgement of the Gs_GPRS_LOCATION_UPDATING_Request message (see figure 19.1.1/17),

and the optional process specific macro

« VLR_Update_GPRS_HLR » to update the HLR and download subscriber data from there (see figure 19.1.1/18), are invoked by this process.

On receipt of the Gs_GPRS_LOCATION_UPDATING_Request message, the VLR checks whether the subscriber is unknown (i.e. no IMSI record). If so, the indicator "Location Information Confirmed in HLR" is set to "Not Confirmed" to initiate HLR updating later on. The indicator "Confirmed by Radio Contact" is set to "Confirmed" and the location information held in the register is updated. If no VLR/SGSN association exists it is created (storage of SGSN address received) otherwise it is updated.

If the HLR is to be updated, the VLR_Update_GPRS_HLR macro described below is performed, with one of the following results (see sheet 2 of figure 19.1.1/18):

- OK, if HLR updating has been completed successfully. The response will contain the HLR number as parameter. Next, the GPRS_Location_Update_Completion VLR macro is invoked (checking amongst others the roaming restrictions and regional subscription data), and upon successful outcome of this macro the register is updated and the process terminates.
- Roaming Not Allowed, qualified by PLMN Roaming Not Allowed if the location information indicates a PLMN for which the subscriber has no subscription or if the subscribers HLR cannot be reached (e.g. SS7 links to the subscribers HPLMN do not yet exist). In this case, the appropriate error (see GSM 09.18) is sent to the SGSN in the Gs_GPRS_LOCATION_UPDATING Reject. The Subscriber Data are deleted in the VLR.
- if Roaming Not Allowed was qualified by the parameter Operator Determined Barring, the appropriate error (see GSM 09.18) is sent in the Gs_GPRS_LOCATION_UPDATING Reject to the SGSN. The subscriber data are deleted in the VLR.
- Unknown Subscriber, if the subscriber is not known in the HLR. In this case, the subscriber data are deleted in the VLR, and the appropriate error (see GSM 09.18) is sent in the Gs_GPRS_LOCATION_UPDATING Reject.
- Procedure error, if there occurs some other error during HLR updating (e.g. abort of the connection to HLR). In this case the appropriate error (see GSM 09.18) is sent in the Gs_GPRS_LOCATION_UPDATING Reject.

The macro GPRS Location Update Completion VLR

This macro completes the VLR updating process. First, the VLR checks whether there is a roaming restriction for the subscriber (see figure 19.1.1/17):

- if the target LA is not allowed for the subscriber due to national roaming restrictions, the appropriate error (see GSM 09.18) is sent in the Gs_GPRS_LOCATION_UPDATING Reject towards the SGSN.

The subscriber data are not deleted from VLR, to avoid unnecessary HLR updating when roaming into other LAs of the same MSC/VLR. An indication that the subscriber is not allowed to roam is set in the VLR (LA Not Allowed Flag set to not allowed). As a consequence the subscriber is not reachable (checked for MTC, SMS and MT USSD) and cannot perform outgoing actions (checked in Access Management).

- if the target LA is not allowed for the subscriber because of regional subscription data (Zone Code List) or Roaming Restriction Due To Unsupported Feature stored in the VLR, the appropriate error (see GSM 09.18) is returned to the SGSN in the Gs_GPRS_LOCATION_UPDATING Reject.

Also in this case the subscriber data are not deleted from VLR, to avoid unnecessary HLR updating when roaming into other LAs of the same MSC. The LA Not Allowed Flag is set to not allowed in the VLR.

- if, after check of possible roaming restrictions, the subscriber is allowed to roam in the target LA, the LA Not Allowed Flag is set to allowed (if necessary), the IMSI Detached Flag is set to attached and the process SUBSCRIBER_PRESENT_VLR is started; this may inform the HLR that the subscriber is present again to retry an SMS delivery (see subclause 19.1.1.7). Thereafter, the VLR checks whether TMSI reallocation is required.
- if so, the VLR sends the TMSI within the Gs_GPRS_LOCATION_UPDATING Accept message and Gs_GPRS_TMSI_REALLOCATION_Complete is expected.
- if TMSI reallocation is not required, the VLR sends the Gs_GPRS_LOCATION_UPDATING Accept message to the SGSN.

The macro VLR Update GPRS HLR

This macro is invoked by the VLR process for location updating (see GSM 03.60). If the VLR does not know the subscribers HLR (e.g. no IMSI translation exists as there are not yet any SS7 links to the subscribers HPLMN), the error Roaming Not Allowed with cause PLMN Roaming Not Allowed is returned.

If the subscribers HLR can be reached, the VLR opens a dialogue towards the HLR (see figure 19.1.1/18) by sending a MAP_OPEN request without any user specific parameters, together with a MAP_UPDATE_LOCATION request containing the parameters

- IMSI, identifying the subscriber;
- Location Info, containing the MSC number;
- VLR Number, the E.164 address of the VLR, to be used by the HLR when addressing the VLR henceforth (e.g. when requesting an MSRN);
- the LMSI as an VLR operator option; this is a subscriber identification local to the VLR, used for fast data base access.

In case the HLR rejects dialogue opening (see subclause 25.1), the VLR will terminate the procedure indicating Procedure error. If the HLR indicates version Vr protocol to be used, the VLR will revert to the version Vr procedure concerning the dialogue with the HLR, with outcomes as for the current MAP version procedure.

If the HLR accepts the dialogue, the HLR will respond with:

- a MAP_INSERT_SUBSCRIBER_DATA indication, handled by the macro Insert_Subs_Data_VLR defined in subclause 25.7;

NOTE: The HLR may repeat this service several times depending on the amount of data to be transferred to the VLR and to replace subscription data in case they are not supported by the VLR.

- a MAP_ACTIVATE_TRACE_MODE indication, handled by the macro Activate_Tracing_VLR defined in subclause 25.9;
- a MAP_FORWARD_CHECK_SS_INDICATION_ind. This indication will not be relayed to the SGSN.
- the MAP_UPDATE_LOCATION confirmation:
 - if this confirmation contains the HLR Number, this indicates that the HLR has passed all information and that updating has been successfully completed. The VLR is updated using the parameters provided in the service and needed by the VLR. If certain parameters are not needed in the VLR, e.g. because some service is not supported, the corresponding data may be discarded. The VLR sets the "Confirmed by HLR" and "Location information confirmed in HLR" indicators to "Confirmed" to indicate successful subscriber data updating;
 - if the confirmation contains an User error cause (Unknown Subscriber, Roaming Not Allowed or some other), the process calling the macro continues accordingly. In the last case, the subscriber data are marked as incomplete by setting the indicators "Confirmed by HLR" and "Location information confirmed in HLR" to "Not Confirmed". The same holds if there is a Provider error or a Data error in the confirmation;
- a MAP_P_ABORT, MAP_U_ABORT, or MAP_CLOSE indication. In these cases, the subscriber data are marked to be incomplete and the process continues as in the case of an error reported by the HLR;

- a MAP_NOTICE indication. Then, the dialogue towards the HLR is terminated, the subscriber data are marked to be incomplete and the process continues as in the case of an error reported by the HLR.

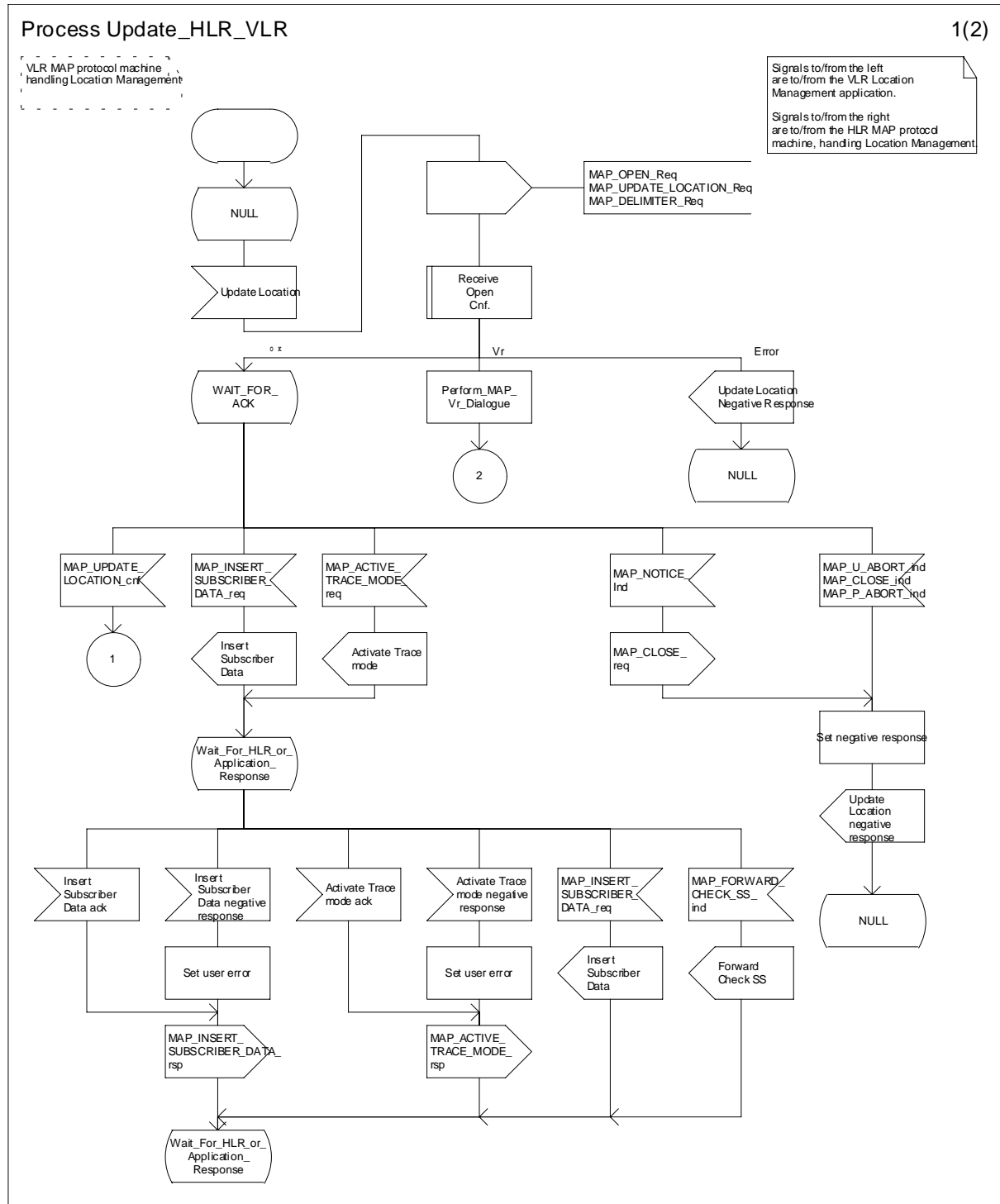


Figure 19.1.1/6 (sheet 1 of 2): Process Update_HLR_VLR

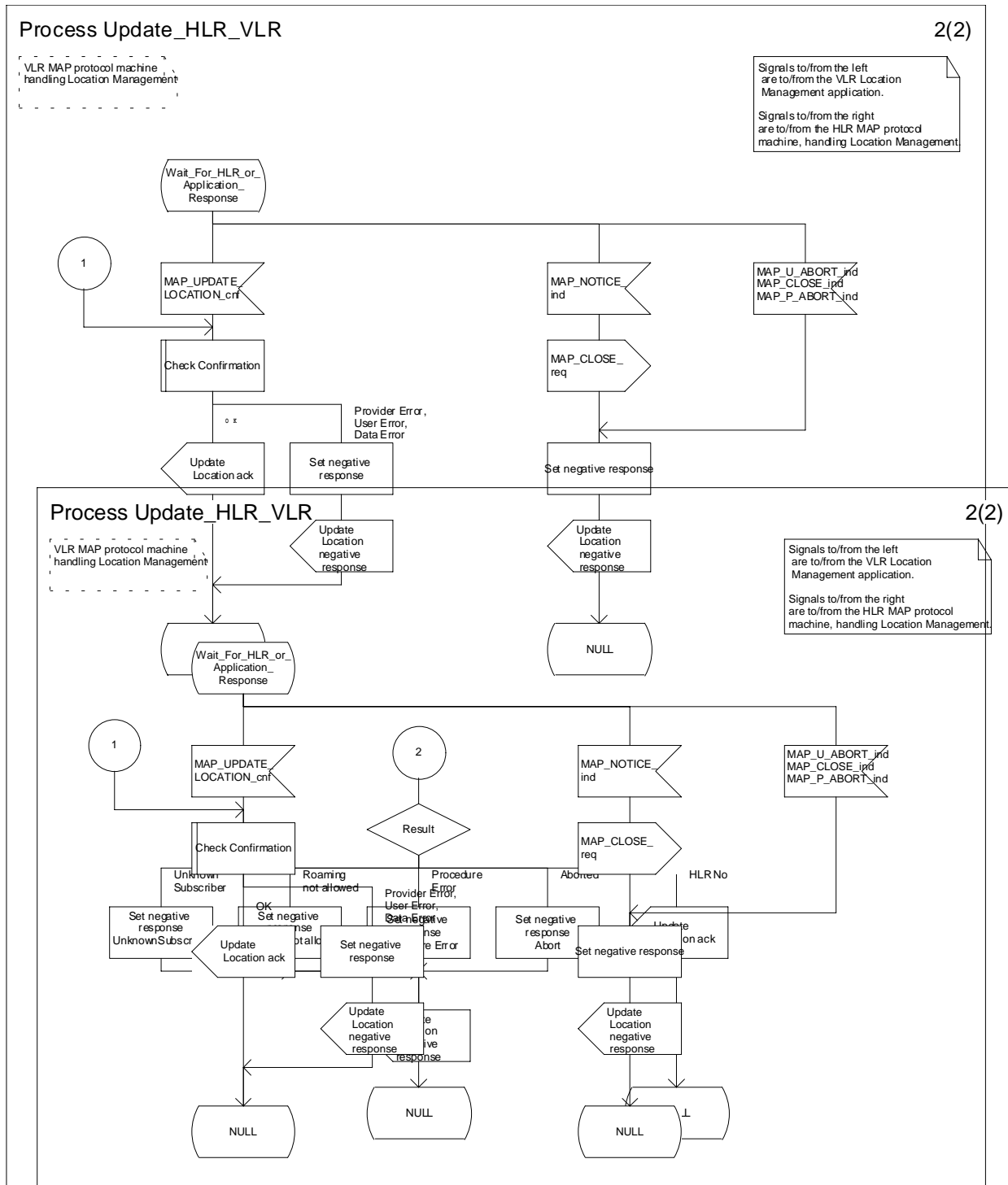
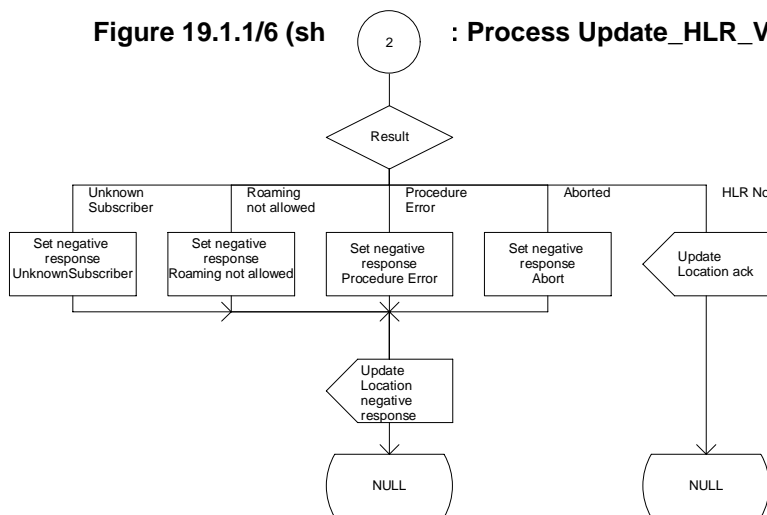


Figure 19.1.1/6 (sh 2) : Process Update_HLR_VLR



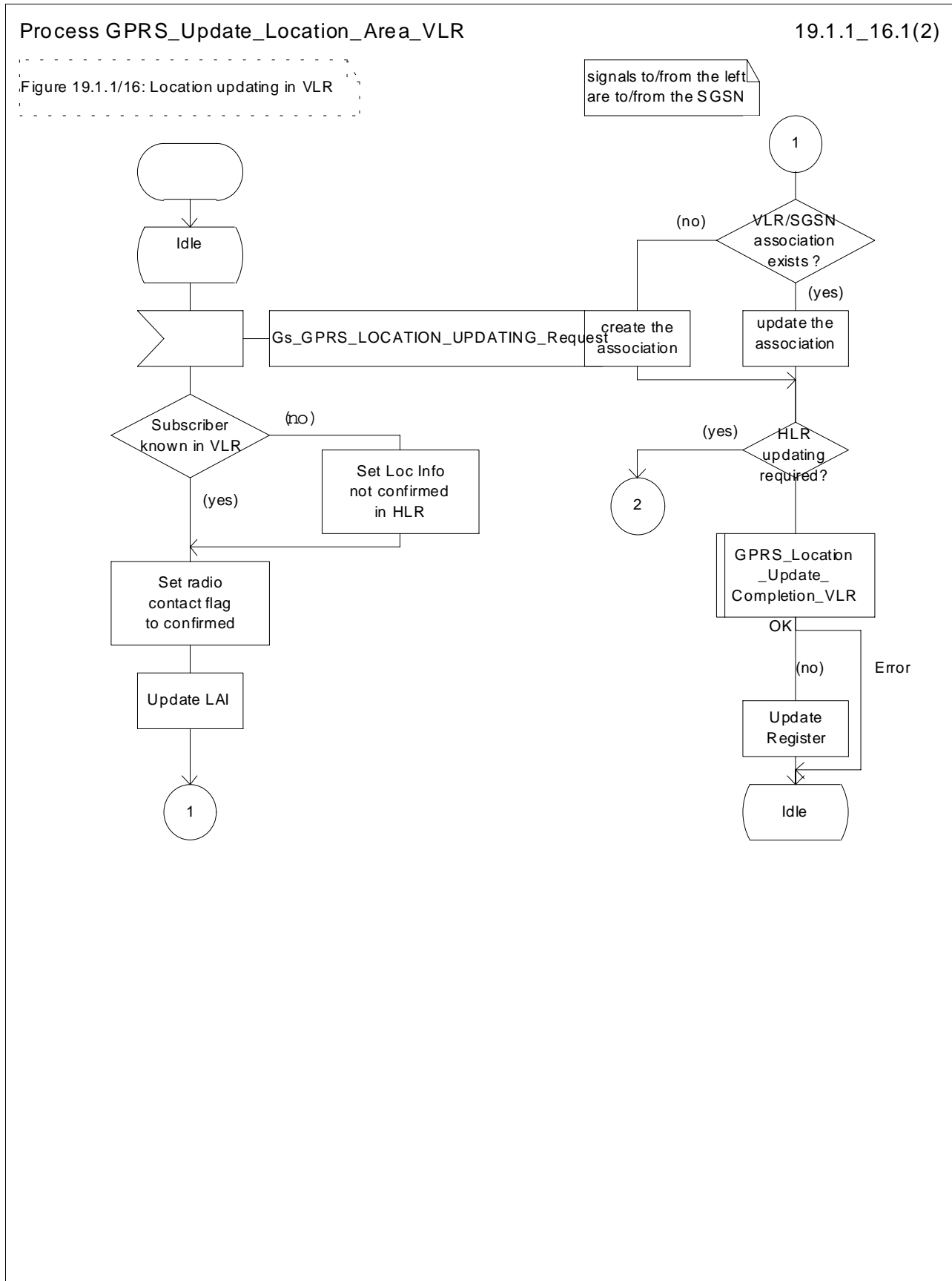


Figure 19.1.1/16 (sheet 1 of 2): Process GPRS_Update_Location_Area_VLR

Process GPRS_Update_Location_Area_VLR

19.1.1_16.2(2)

Figure 19.1.1/16: Location updating in VLR

Signals to/from the left are to/from the SGSN

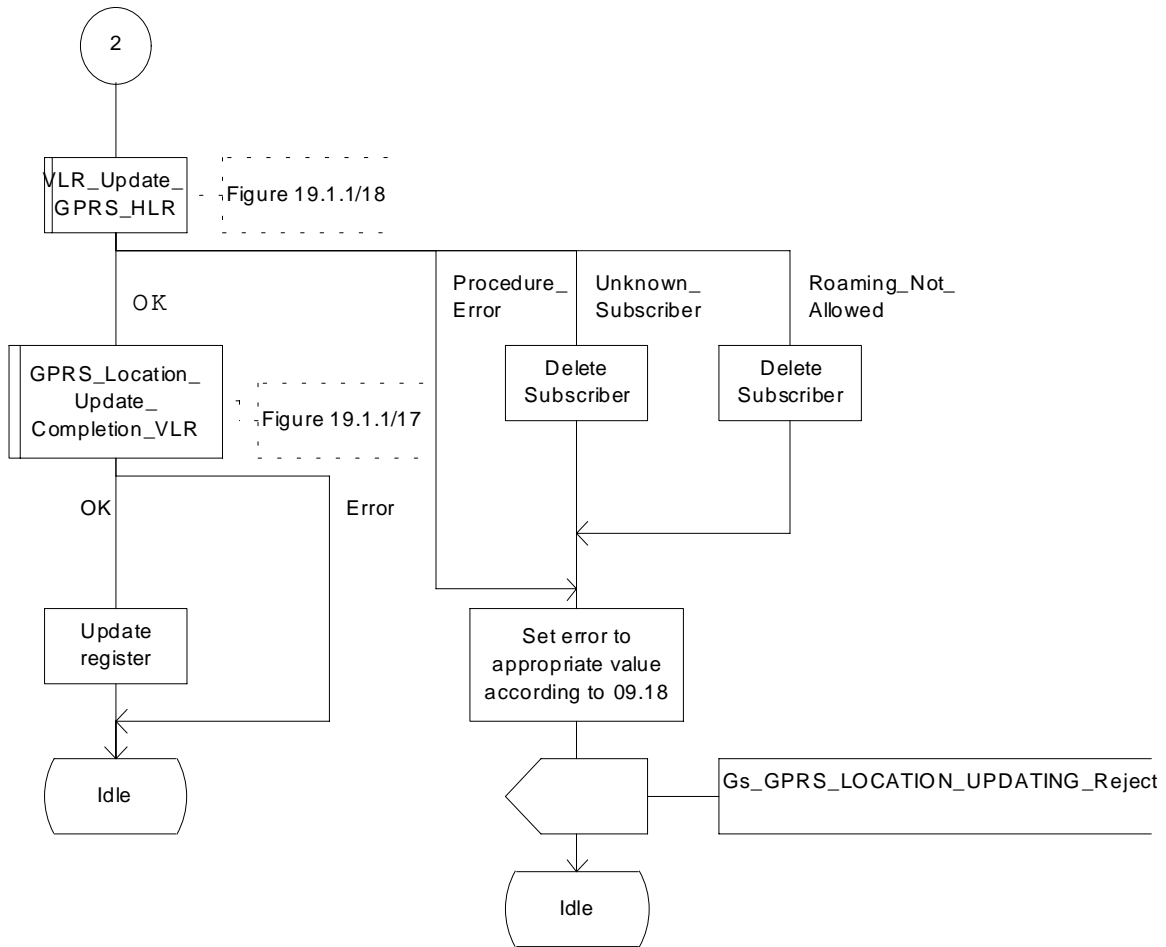


Figure 19.1.1/16 (sheet 2 of 2): Process GPRS_Update_Location_Area_VLR

Macrodefinition GPRS_Location_Update_Completion_VLR

19.1.1_17(1)

Figure 19.1.1/17:
Location updating in VLR for GPRS:
closing sequence

Signals to/from the left
are to/from the SGSN

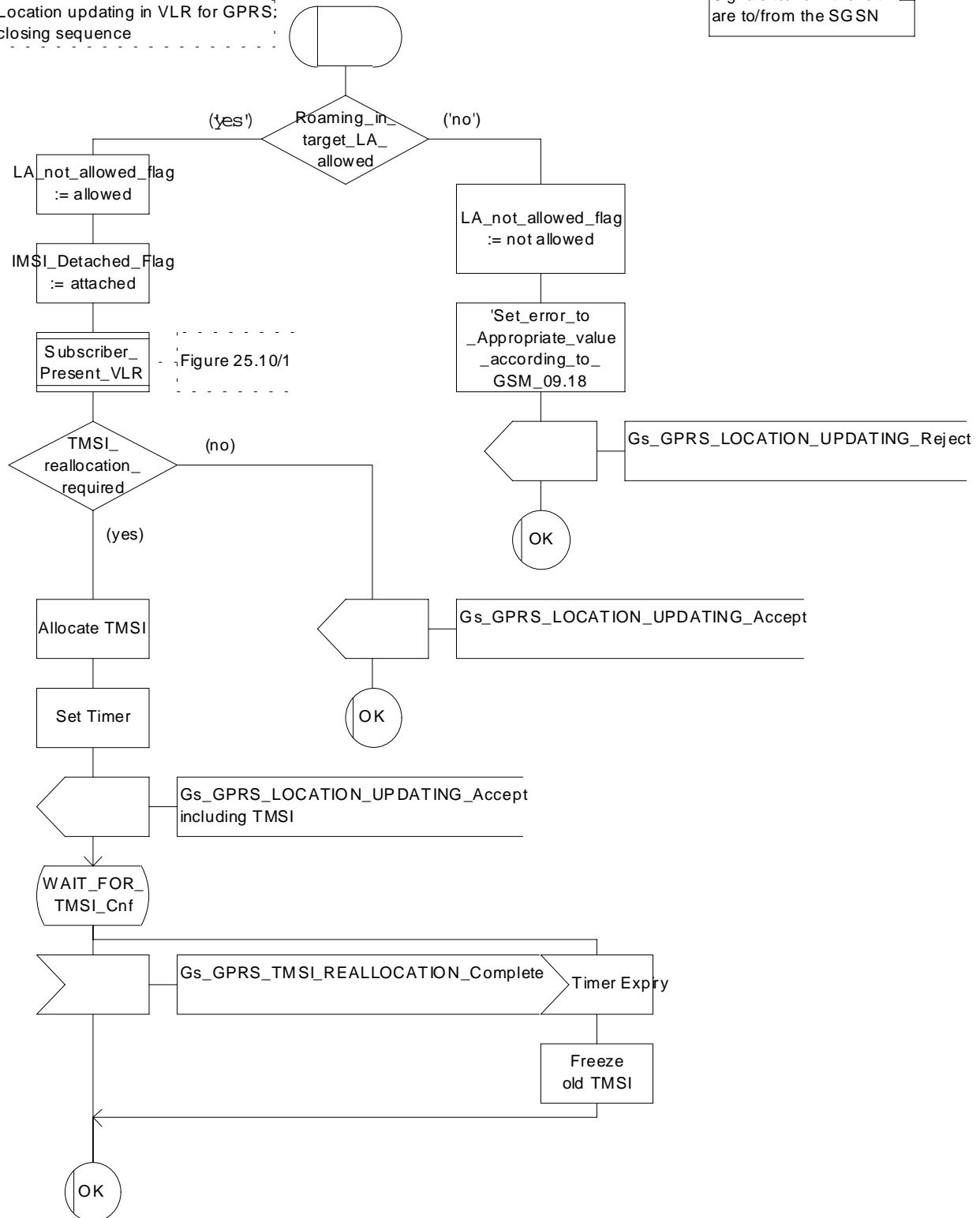


Figure 19.1.1/17: Macro GPRS_Location_Update_Completion_VLR

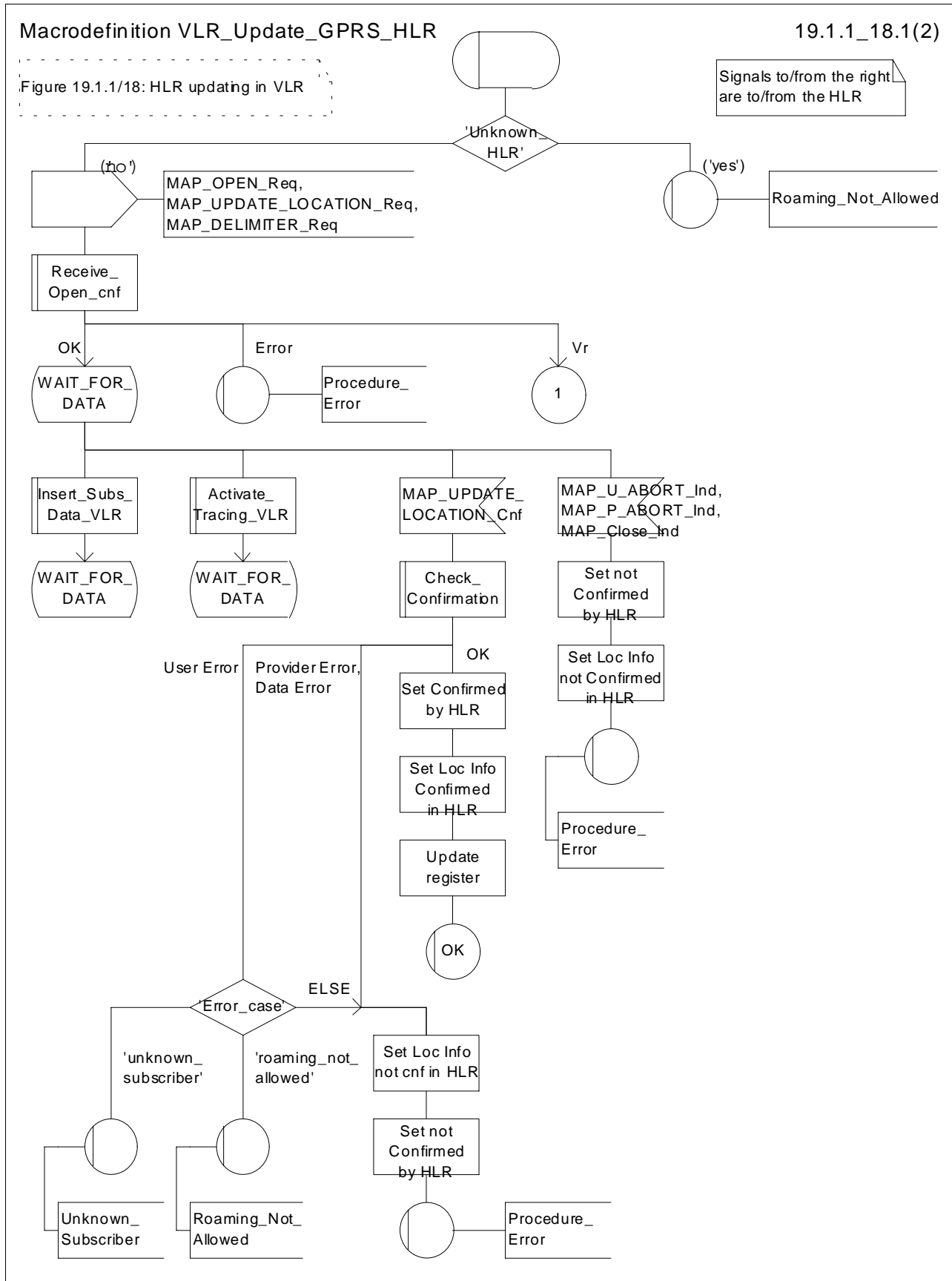


Figure 19.1.1/18 (sheet 1 of 2): Macro VLR_Update_GPRS_HLR

Macrodefinition VLR_Update_GPRS_HLR

19.1.1_18.2(2)

Figure 19.1.1/18: HLR updating in VLR

Signals to/from the right are to/from the HLR

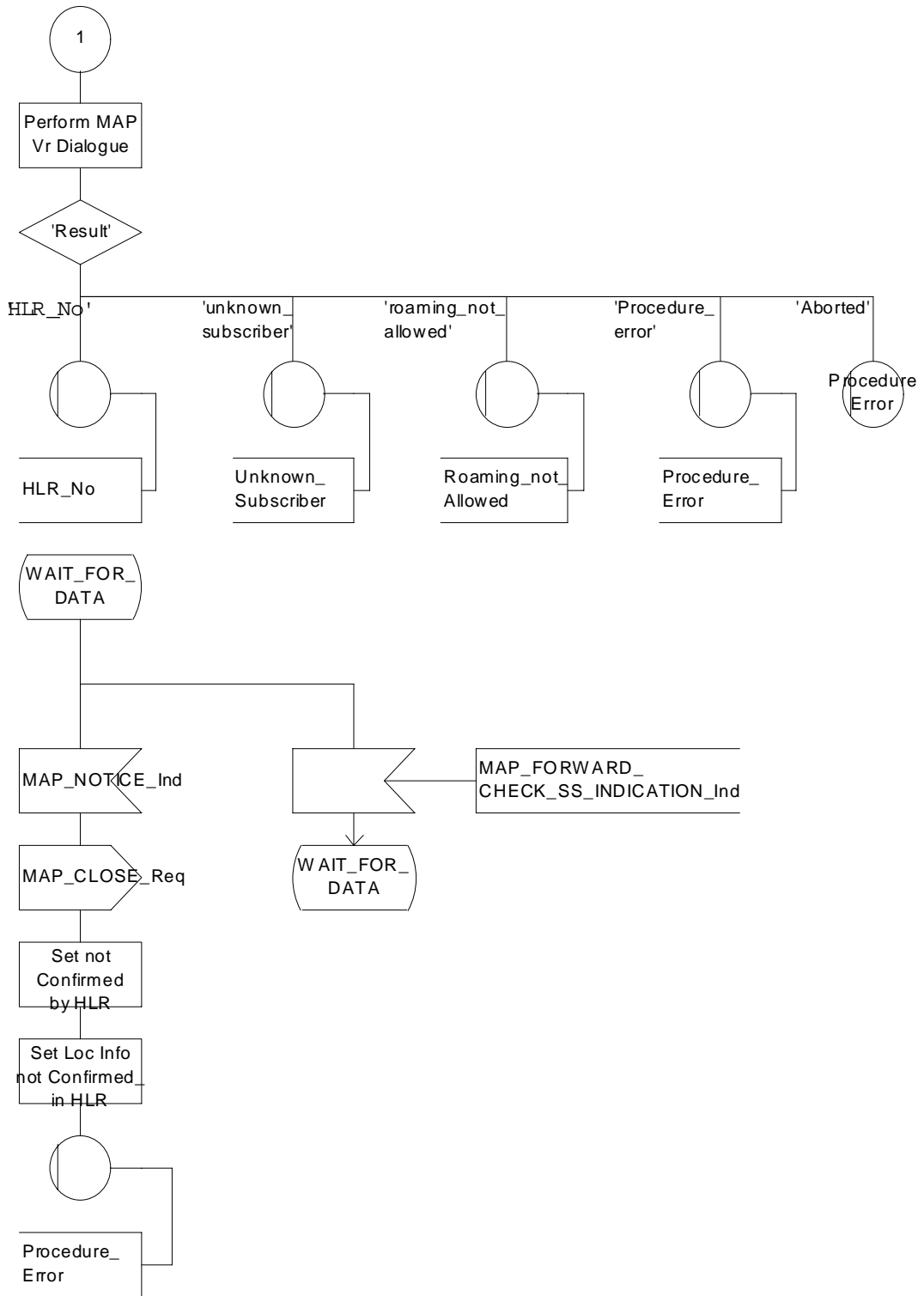


Figure 19.1.1/18 (sheet 2 of 2): Macro VLR_Update_GPRS_HLR

19.1.1.4 Detailed procedure in the HLR

Sheet 1: The procedure Super_Charged_Cancel_Location_HLR is specific to Super-Charger; it is specified in TS 23.116 [110]. If the previous SGSN and the originating HLR support the Super-Charger functionality, processing continues from the "Yes" exit of the test "Result=Pass?".

Sheet 2: The procedure Super_Charged_Location_Updating_HLR is specific to Super-Charger; it is specified in TS 23.116 [110]. If subscription data needs to be sent to the SGSN, processing continues from the "No" exit of the test "Result=Pass?".

When addressed by the SGSN, the following macros are used by the process Update_GPRS_Location_HLR:

- Receive_Open_indication, defined in subclause 25.1;
- Check_indication, defined in subclause 25.2;
- Insert_SubData_In_SGSN_Framed_HLR, described in subclause 19.4;
- Control_Tracing_HLR_with_SGSN, described in subclause 25.9;

and the processes Cancel_Location_HLR (see subclause 19.1.2) and Subscriber_Present_HLR (see subclause 19.1.1.7) are invoked.

The location updating process in the HLR is activated by receipt of a MAP_UPDATE_GPRS_LOCATION indication (see figure 19.1.1/19):

- if there is a parameter problem in the indication, the error Unexpected Data Value is returned in the MAP_UPDATE_LOCATION response (see Check_indication macro defined in subclause 25.2); if the subscriber is not known in the HLR, the error Unknown Subscriber (with diagnostic value set to "Imsi Unknown") is returned in the response. In either case the process terminates;
- if Network Access Mode is set to "non-GPRS only" the error Unknown Subscriber (with diagnostic value set to "Gprs Subscription Unknown") is returned in the response. The process terminates;
- tracing shall be set to deactivate in the SGSN.
- if the SGSN number received in the MAP_UPDATE_GPRS_LOCATION indication differs from the one actually stored against the subscriber, the Cancel_Location_HLR process is started to cancel the subscriber data in the stored SGSN (see subclause 19.1.2).

The next action will be to check whether the subscriber is allowed to roam into the PLMN indicated by the SGSN Number given in the MAP_UPDATE_GPRS_LOCATION indication:

- if the subscriber is not allowed to roam into the PLMN, the error Roaming not Allowed with cause PLMN Roaming Not Allowed or 'Operator determined Barring', depending on the case, is returned in the MAP_UPDATE_GPRS_LOCATION response, and the routing information stored (SGSN number) is deleted (deregistration);
- otherwise the HLR database will be updated with information received in the indication. The HLR sets the "MS purged for GPRS" flag to False and checks whether tracing is required for that subscriber. This is handled by the macro Control_Tracing_HLR-with_SGSN described in subclause 25.9.

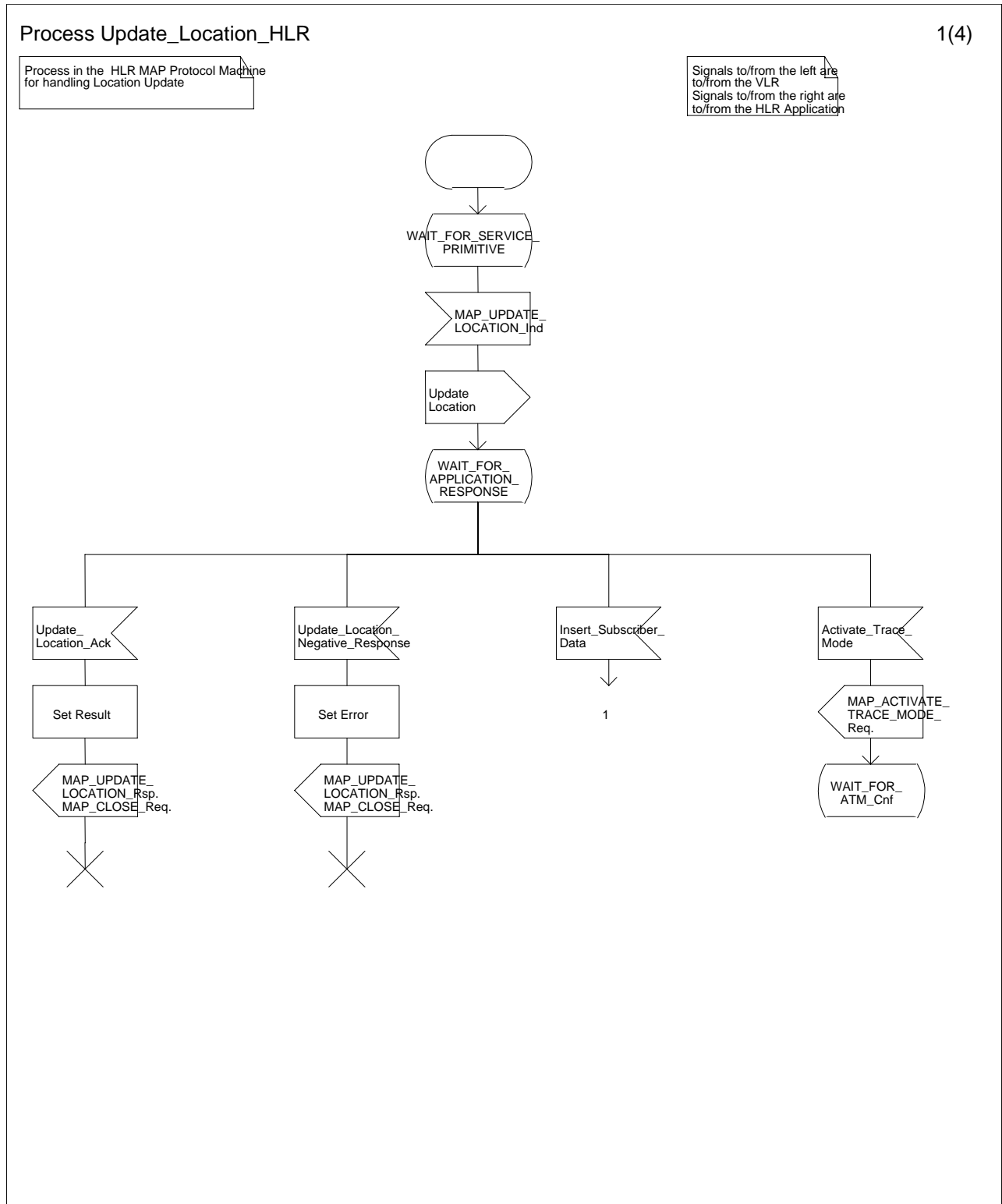
Thereafter, the macro Insert_SubData_In_SGSN_Framed_HLR described in subclause 19.4 is invoked. The outcome of this macro may be:

- aborted, in which case the process terminates;
- error, in which case the error System Failure is returned in the MAP_UPDATE_GPRS_LOCATION response and the process terminates;
- OK, indicating successful outcome of downloading the subscriber data to the SGSN.

The SUBSCRIBER_PRESENT_HLR process is then started to alert the Short Message Service Centre, if required (see subclause 19.1.7).

Finally the HLR number is returned in the MAP_UPDATE_GPRS_LOCATION response.

In all cases where the HLR sends a MAP_UPDATE_GPRS_LOCATION response to the SGSN, the dialogue towards the SGSN is terminated by a MAP_CLOSE request with parameter Release Method indicating Normal Release.



Process Update_Location_HLR

1(4)

Process in the HLR MAP Protocol Machine for handling Location Update

Signals to/from the left are to/from the VLR
Signals to/from the right are to/from the HLR Application

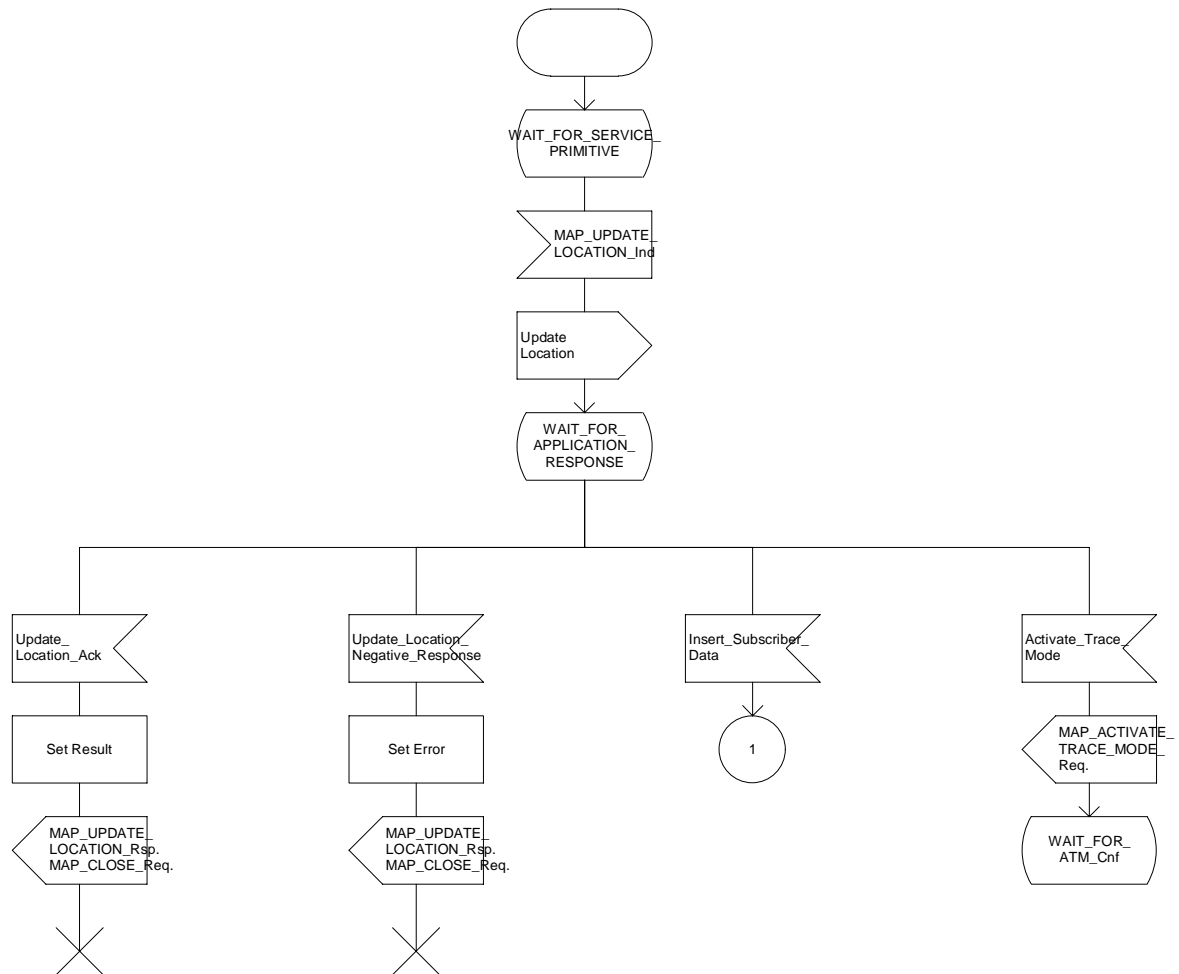


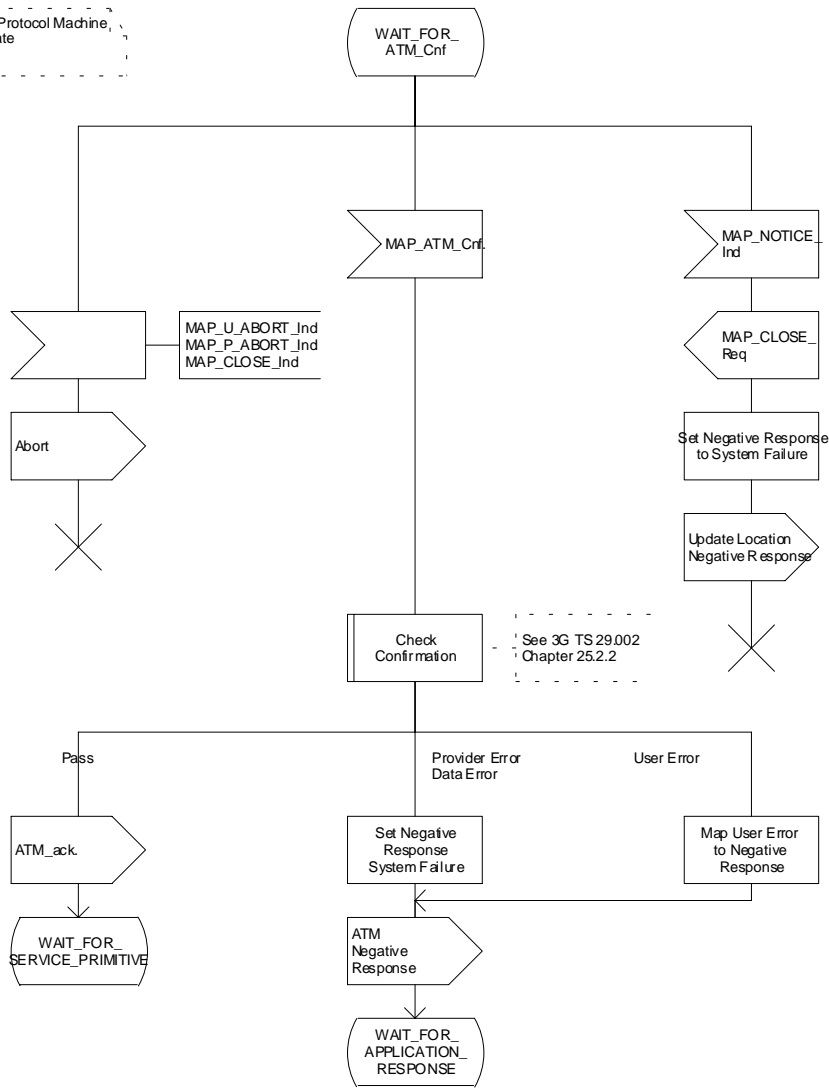
Figure 19.1.1/9 (sheet 1 of 4): Process Update_Location_HLR

Process Update_Location_HLR

2(4)

Process in the HLR MAP Protocol Machine, for handling Location Update

Signals to/from the left are to/from the VLR
Signals to/from the right are to/from the HLR Application



Process in the HLR MAP Protocol Machine for handling Location Update

Signals to/from the left are to/from the VLR
Signals to/from the right are to/from the HLR Application

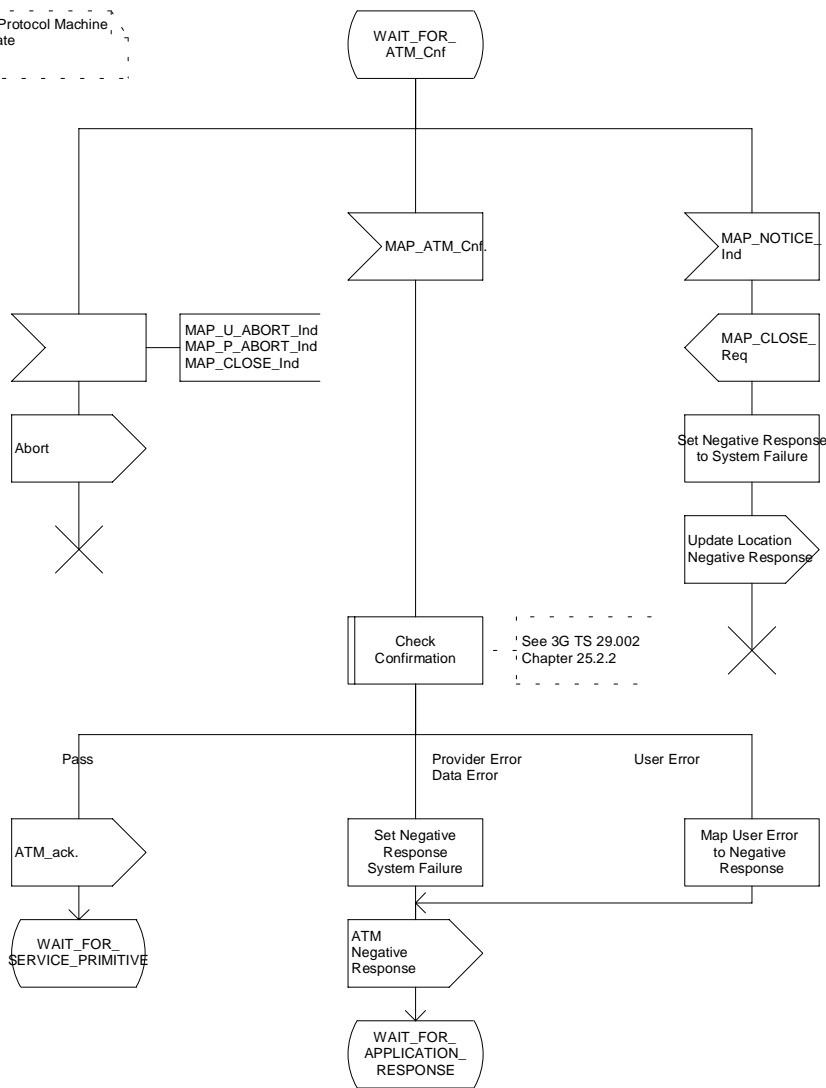


Figure 19.1.1/9 (sheet 2 of 4): Process Update_Location_HLR

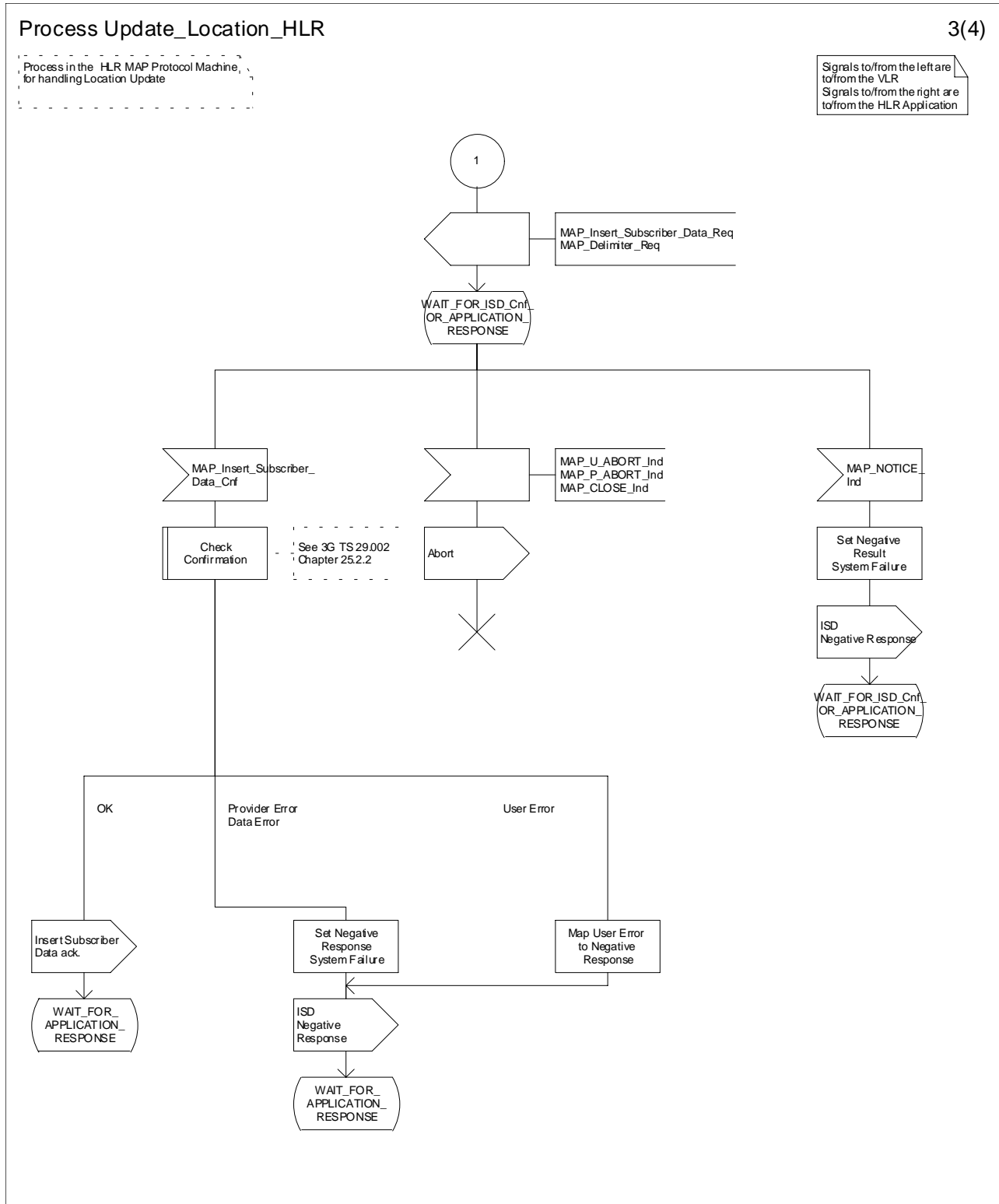


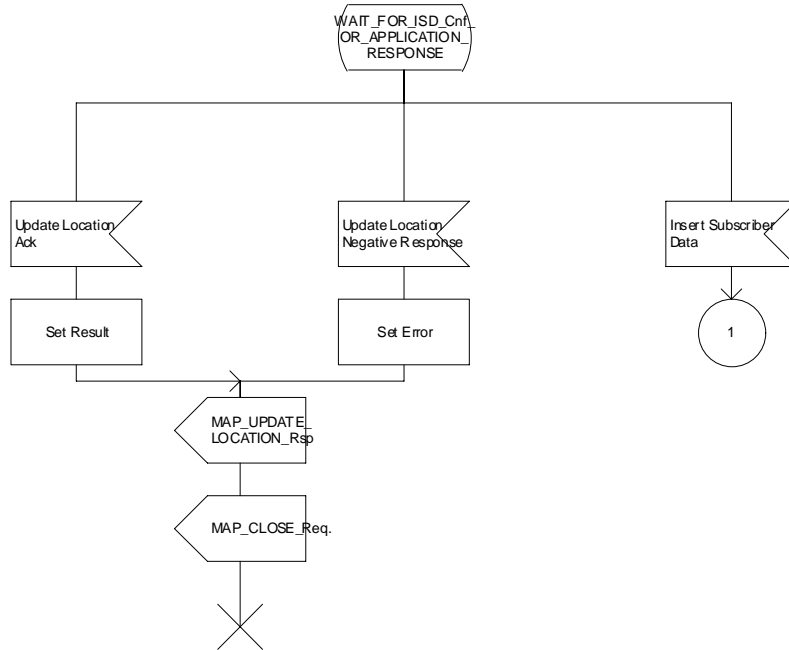
Figure 19.1.1/9 (sheet 3 of 4): Process Update_Location_HLR

Process Update_Location_HLR

4(4)

Process in the HLR MAP Protocol Machine, for handling Location Update

Signals to/from the left are to/from the VLR
Signals to/from the right are to/from the HLR Application



Process Update_Location_HLR

4(4)

Process in the HLR MAP Protocol Machine for handling Location Update

Signals to/from the left are to/from the VLR
Signals to/from the right are to/from the HLR Application

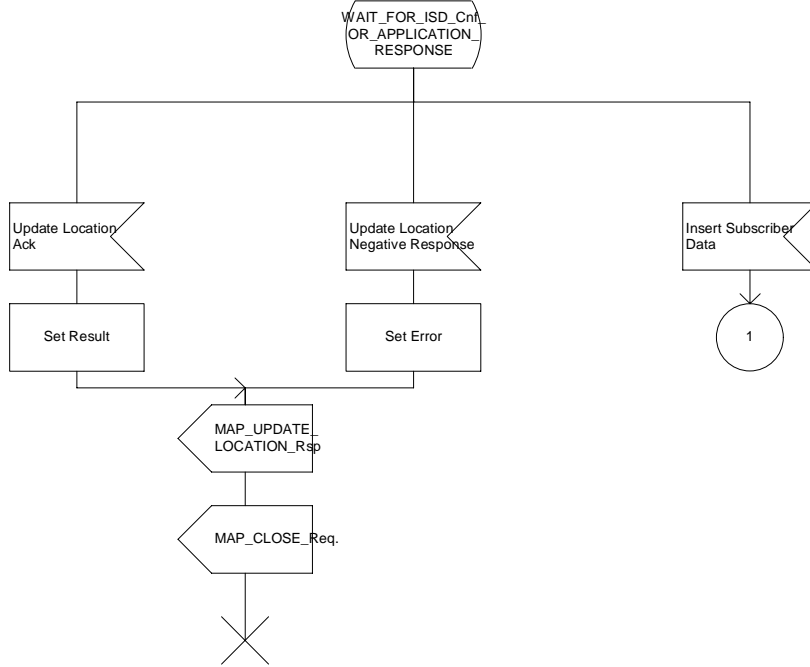


Figure 19.1.1/9 (sheet 4 of 4): Process Update_Location_HLR

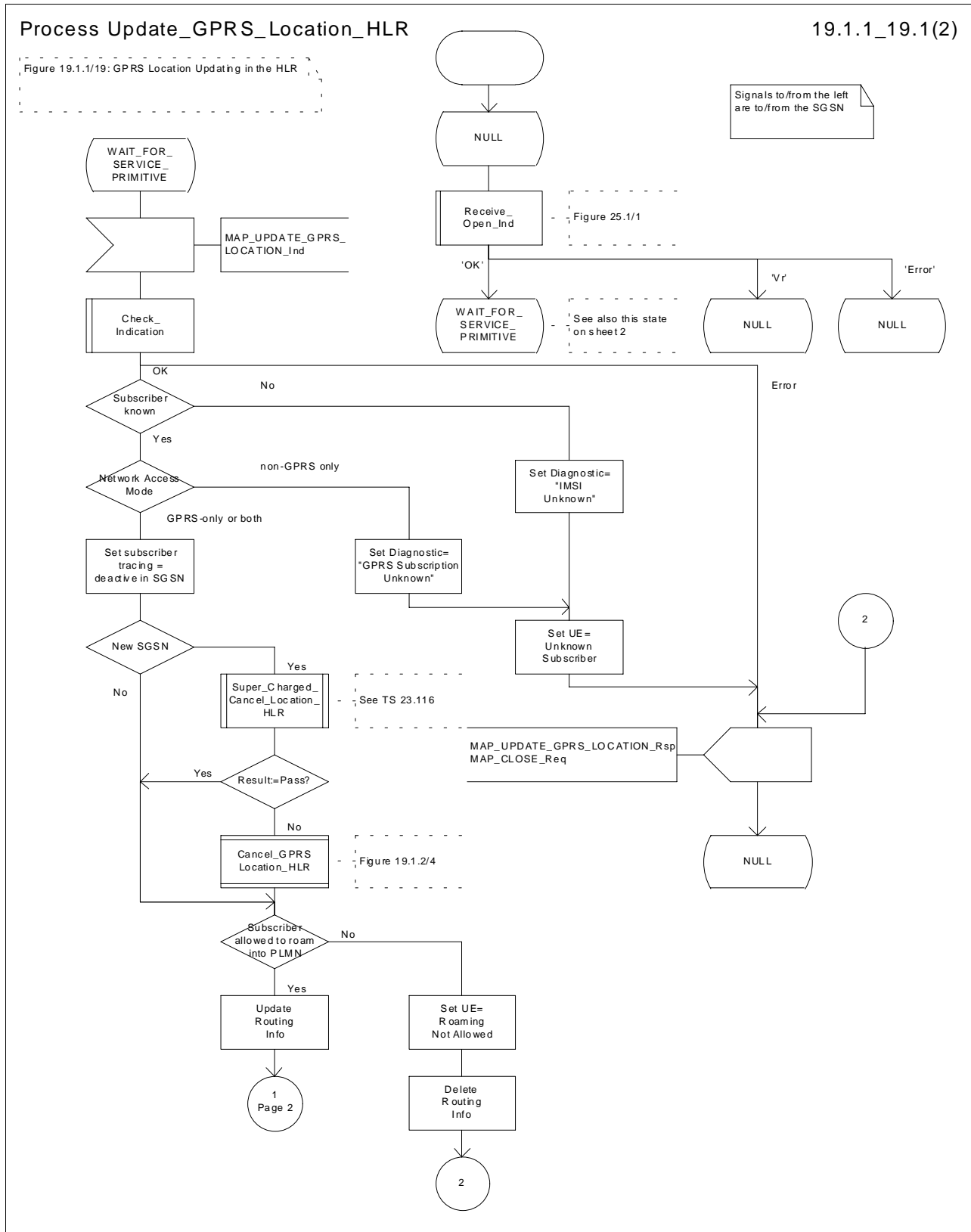


Figure 19.1.1/19 (sheet 1 of 2): Process Update_GPRS_Location_HLR

Process Update_GPRS_Location_HLR

19.1.1_19.2(2)

Figure 19.1.1/19: GPRS Location Updating in the HLR

Signals to/from the left are to/from the HLR

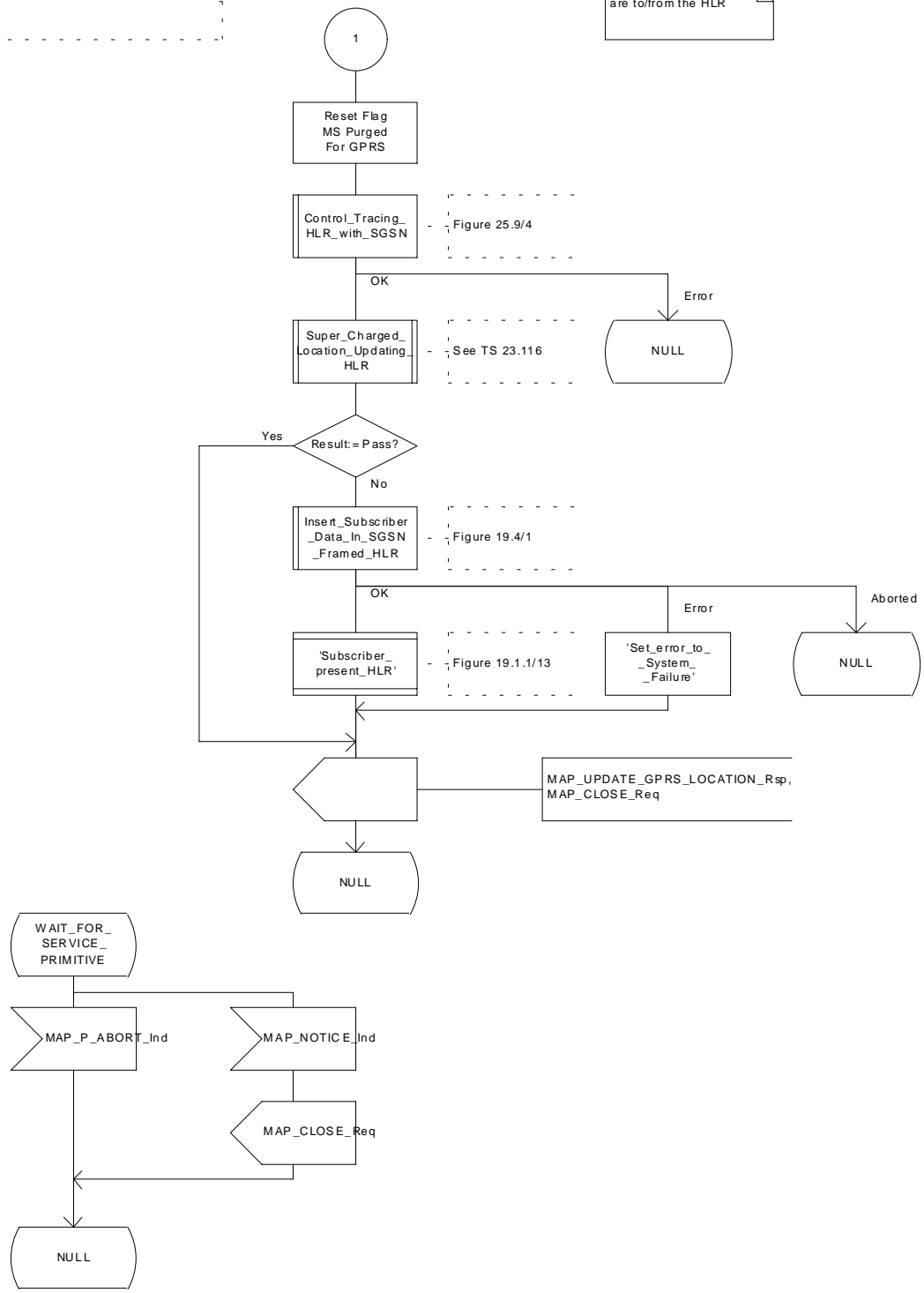


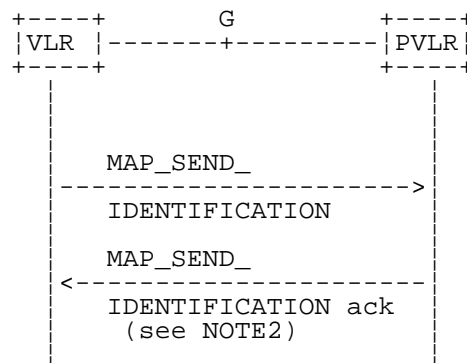
Figure 19.1.1/19 (sheet 2 of 2): Process Update_GPRS_Location_HLR

19.1.1.5 Send Identification

19.1.1.5.1 General

This service is invoked by the VLR when it receives Update location from the MSC indicating that the subscriber was registered in a different VLR (henceforth called the Previous VLR, PVLR). If the identity of the PVLR is derivable for the VLR (usually if both are within the same network), the IMSI and authentication sets are requested from the PVLR (see subclause 19.1.1.3), using the service described in subclause 8.1.4.

If the version negotiation between R99 VLR and pre-R99 PVLR leads to the MAP version 1 or 2, the VLR shall request authentication sets from the HLR.



NOTE1: The service shown in dotted lines indicates the trigger provided by other MAP signalling.

NOTE2: Several MAP_SEND_IDENTIFICATION request/response may be used if message segmentation is required.

Figure 19.1.1/10: Interface and services for Send Identification

19.1.1.5.2 Detailed procedure in the VLR

The VLR procedure is part of the location area updating process described in subclause 19.1.1.X.

19.1.1.5.3 Detailed procedure in the PVLR

On receipt of a dialogue request for the Send Identification procedure, (see Receive_Open_Ind macro in subclause 25.1), the PVLR will:

- terminate the procedure in case of parameter problems;
- revert to the MAP version Vr procedure in case the VLR indicated version Vr protocol; or
- continue as below, if the dialogue is accepted.

If the PVLR process receives a MAP_NOTICE indication, it terminates the dialogue by sending a MAP_CLOSE request.

If the PVLR process receives a MAP_SEND_IDENTIFICATION indication from the VLR (see figure 19.1.1/11), it checks whether the subscriber identity provided is known:

- if so, the IMSI and - if available - authentication parameters for the subscriber are returned in the MAP_SEND_IDENTIFICATION response;
- if not, the error Unidentified Subscriber is returned in the MAP_SEND_IDENTIFICATION response.

In all cases where the PVLR sends a MAP_SEND_IDENTIFICATION response to the VLR, the dialogue towards the VLR is terminated by a MAP_CLOSE request with parameter Release Method indicating Normal Release.

Process Send_Identification_VLR

Process in the new VLR for retrieval of IMSI and authentication sets from the previous VLR

Signals to/from the left are to from the requesting process in the new VLR; signals to/from the right are to from the previous VLR

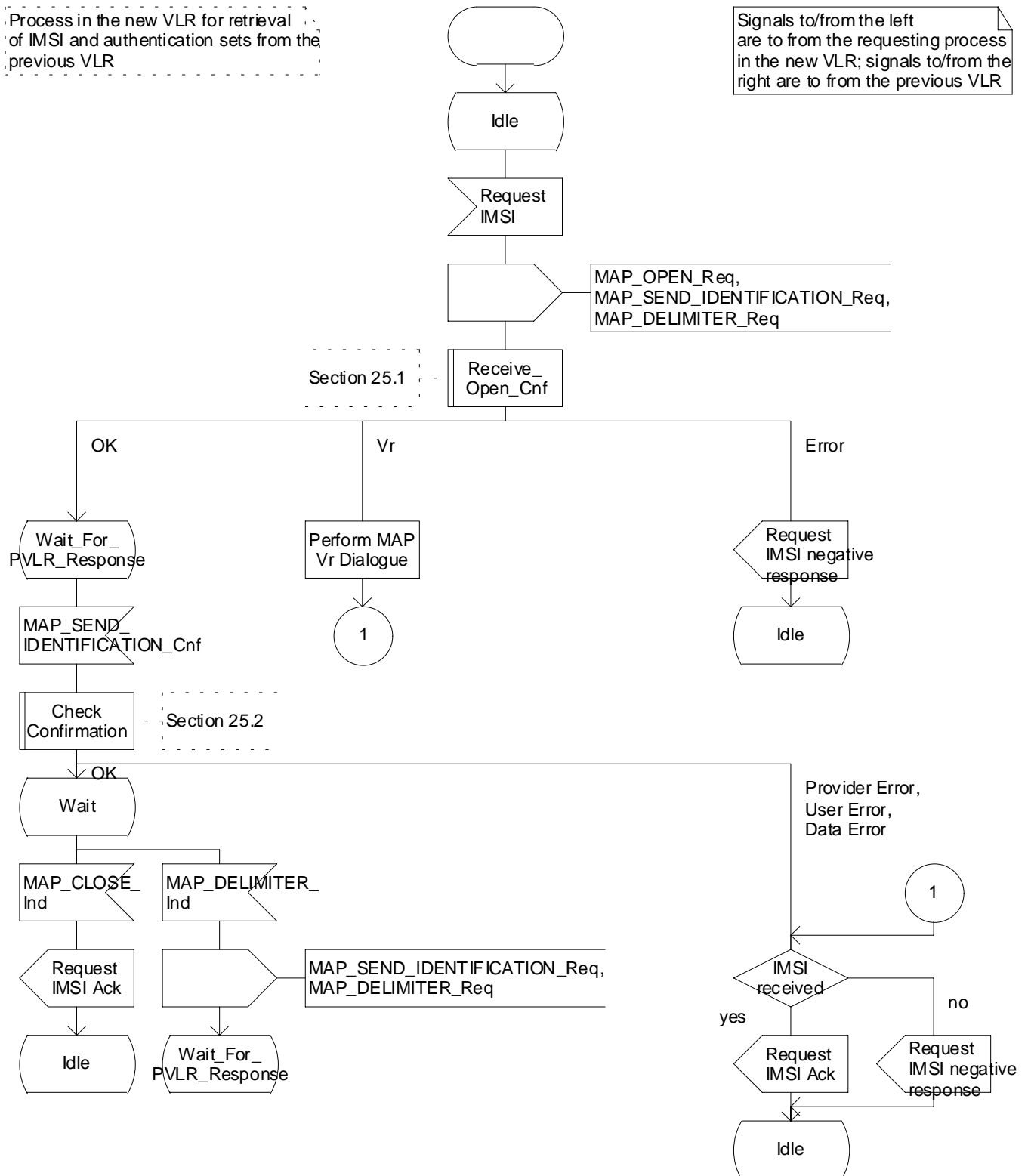


Figure 19.1.1/XX (sheet 1 of 2): Process Send_Identification_VLR

Process Send_Identification_VLR

2(2)

Process in the new VLR for retrieval of IMSI and authentication sets from the previous VLR

Signals to/from the left are to from the requesting process in the new VLR; signals to/from the right are to from the previous VLR

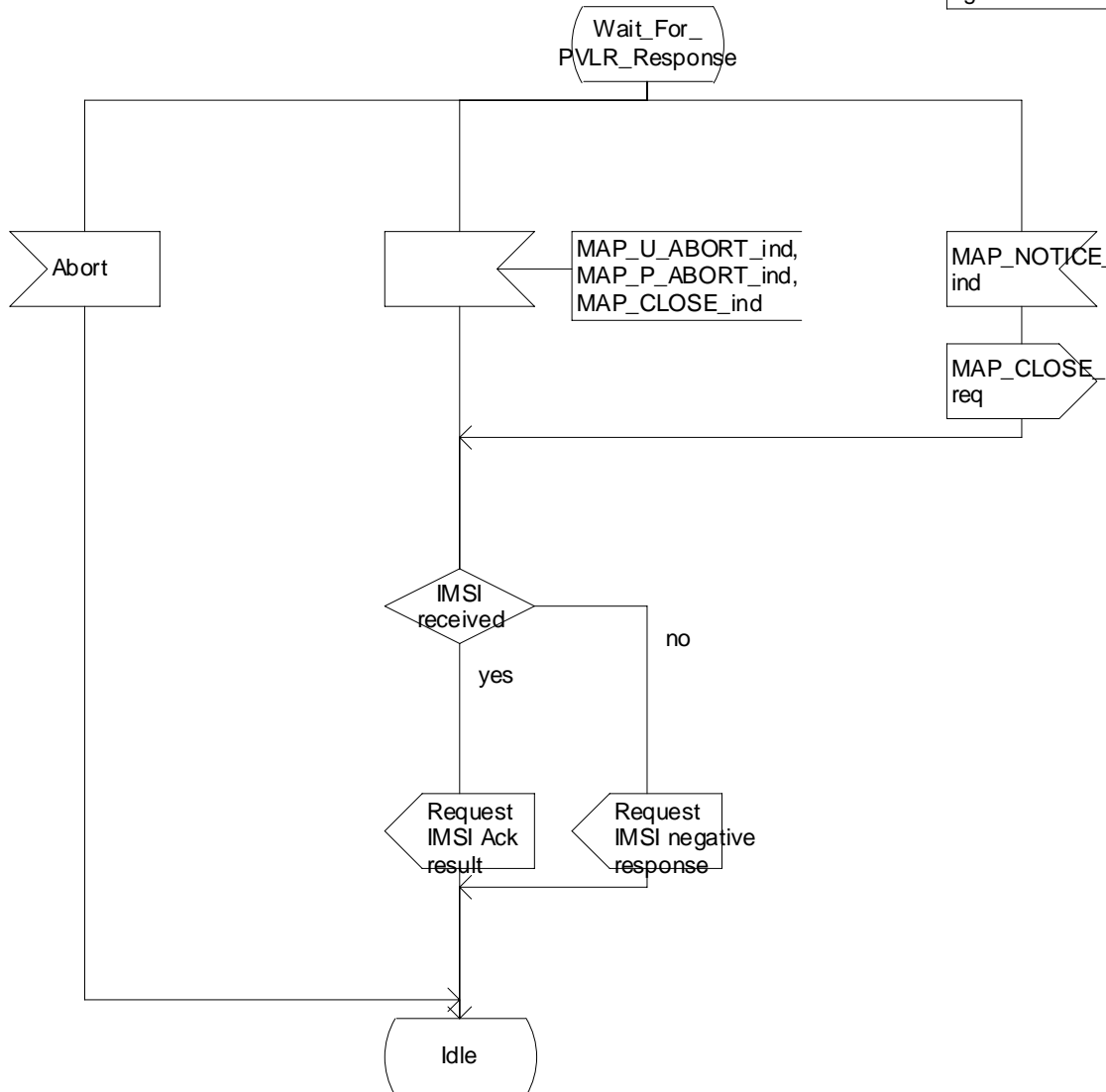


Figure 19.1.1/XX (sheet 2 of 2): Process Send_Identification_VLR

Process Send_Identification_PVLR

1(2)

Figure 19.1/11: Process in the Previous VLR to handle an identification request

Signals to/from the left are to from the new VLR. Signals to/from the right are to/from the PVLR Location Management application

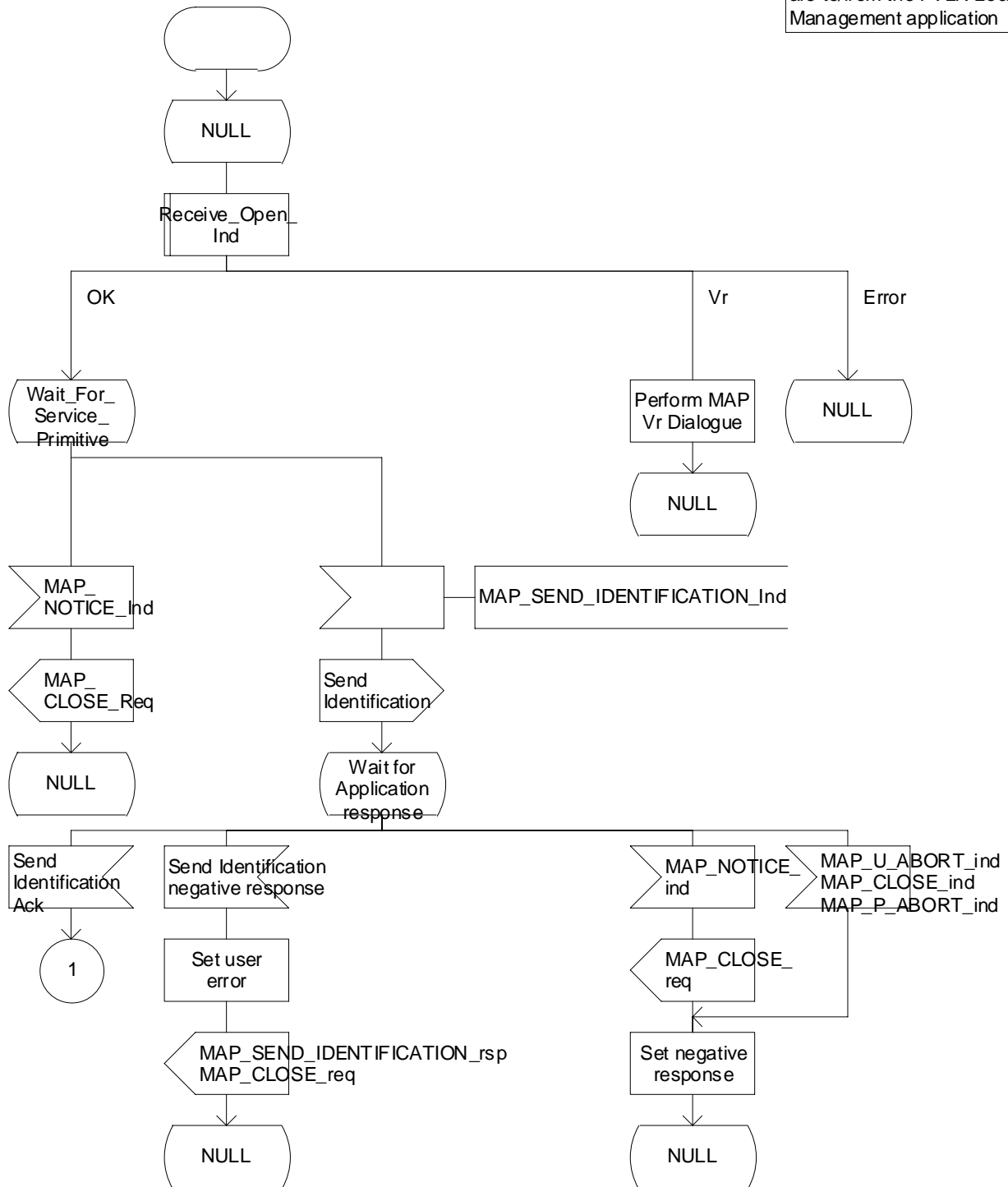


Figure 19.1.1/XX (sheet 1 of 2): Process Send_Identification_PVLR

Process Send_Identification_PVLR

Figure 19.1/11: Process in the Previous VLR to handle an identification request

Signals to/from the left are to/from the new VLR

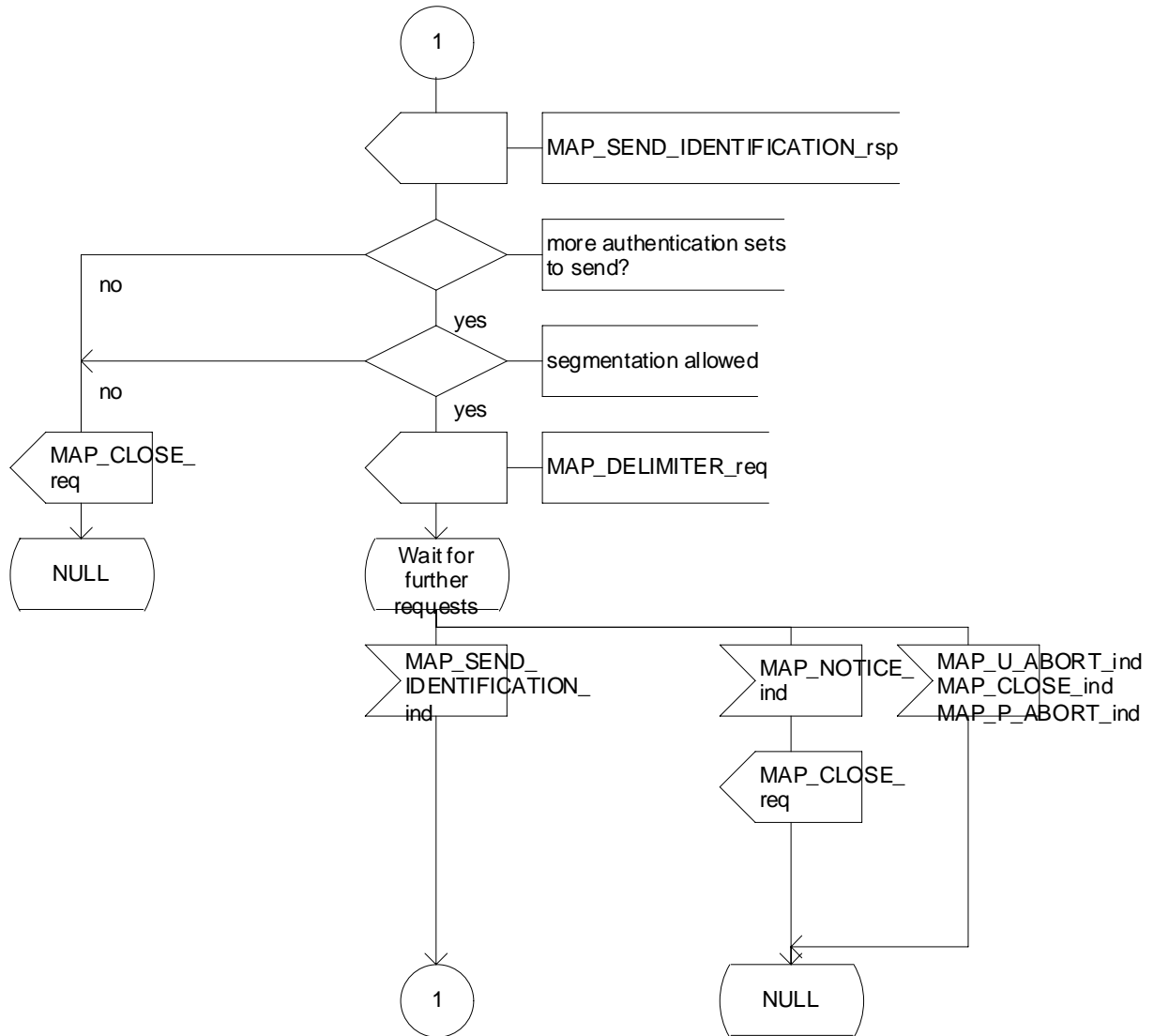


Figure 19.1.1/XX (sheet 2 of 2): Process Send_Identification_PVLR

19.1.1.6 Process Update Location VLR

This process is started by some other MAP user process in the case the HLR need to be updated due to previous network failure. It is invoked when the subscriber accesses the network, e.g. for mobile originated call set-up, response to paging or supplementary services handling. Here, location updating consists only of invoking the macro VLR_Update_HLR described above (see subclause 19.1.1.3), which performs HLR updating and downloading of subscriber data.

If updating is successful (OK), the HLR Number is received in the MAP_UPDATE_LOCATION confirm primitive; the register will be updated and the SCP will be informed about the Mobility Management event. The process then terminates.

In the above case, the notification sent to the gsmSCF shall be '*Location Update to new VLR Service Area*'.

If one of the errors Roaming not Allowed or Unknown Subscriber is received instead, all subscriber data are deleted from the VLR before the process terminates.

In the case some other error occurs during HLR updating, the process simply terminates. Note, in all error cases the initiating restoration flags in VLR remain false, therefore a new HLR updating attempt will be started later on.

NOTE: This process will be performed independent from the calling process, no coordination is required.

NOTE: The procedure Notify_gsmSCF is specified in 3G TS 23.078.

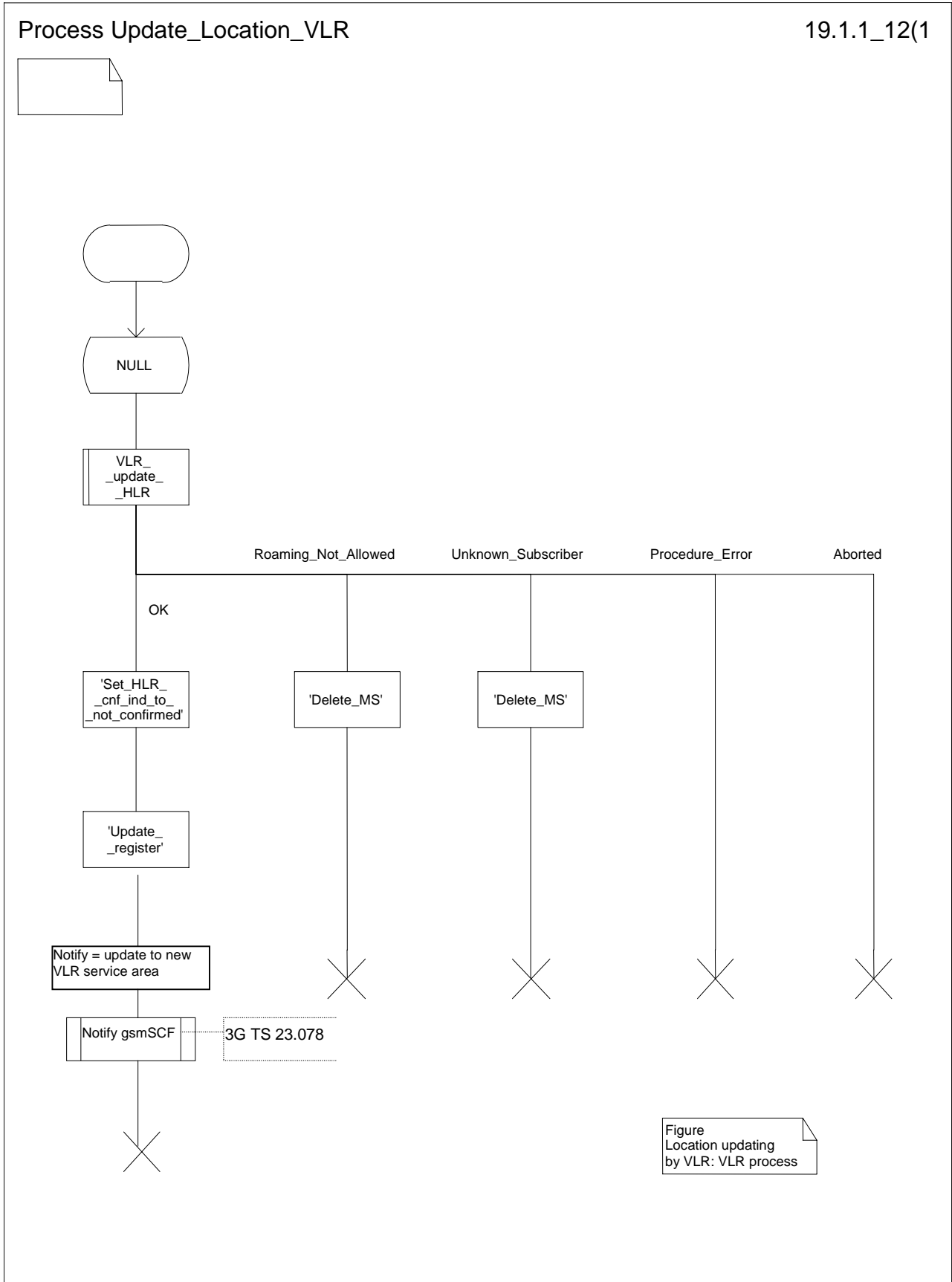


Figure Location updating by VLR: VLR process

Figure 19.1.1/12: Process UL_VLR

19.1.1.8 Detailed procedure in the SGSN

Figure 19.1.1/20 shows the MAP process for updating of the SGSN. The following general macros are used:

Receive_Open_Cnf	subclause 25.1;
Insert_Subscriber_Data_SGSN	subclause 25.7;
Activate_Tracing_SGSN	subclause 25.9;

Sheet 2: The procedure Check_User_Error_In_Serving_Network_Entity is specific to Super-Charger; it is specified in 3G TS 23.116 [110].

The location updating process

The MAP process receives an « Update HLR request » from the relevant process in the SGSN (see GSM 03.60) to perform HLR updating. If the SGSN does not know the subscribers HLR (e.g. no IMSI translation exists as there are not yet any SS7 links to the subscribers HPLMN), the « Update HLR negative response » with error Roaming Not Allowed (cause PLMN Roaming Not Allowed) is returned to the requesting process.

If the subscribers HLR can be reached, the SGSN opens a dialogue towards the HLR by sending a MAP_OPEN request without any user specific parameters, together with a MAP_UPDATE_GPRS_LOCATION request containing the parameters

- IMSI, identifying the subscriber;
- SGSN Address and SGSN number;

In case the HLR rejects dialogue opening (see subclause 25.1) or indicates version Vr protocol to be used, the SGSN will terminate the process indicating « Update HLR negative response » to the requesting process.

If the HLR accepts the dialogue, the HLR will respond with:

- a MAP_INSERT_SUBSCRIBER_DATA indication, handled by the macro Insert_Subs_Data_SGSN defined in subclause 25.7;

NOTE: The HLR may repeat this service several times depending on the amount of data to be transferred to the SGSN and to replace subscription data in case they are not supported by the SGSN.

- a MAP_ACTIVATE_TRACE_MODE indication, handled by the macro Activate_Tracing_SGSN defined in subclause 25.9;
- the MAP_UPDATE_GPRS_LOCATION confirmation:
 - if this confirmation contains the HLR Number, this indicates that the HLR has passed all information and that updating has been successfully completed. The « Update HLR response » message is returned to the requesting process for completion of the SGSN updating (see GSM 03.60).
 - if the confirmation contains an User error cause (Unknown Subscriber, Roaming Not Allowed or some other), the corresponding error is returned to the requesting process in the « Update HLR negative response ».
- a MAP_P_ABORT, MAP_U_ABORT, or MAP_CLOSE indication. In these cases, the corresponding error is returned to the requesting process in the « Update HLR negative response ».

- a MAP_NOTICE indication. Then, the dialogue towards the HLR is terminated, and the « HLR Update negative response » with the appropriate error is returned to the requesting process.

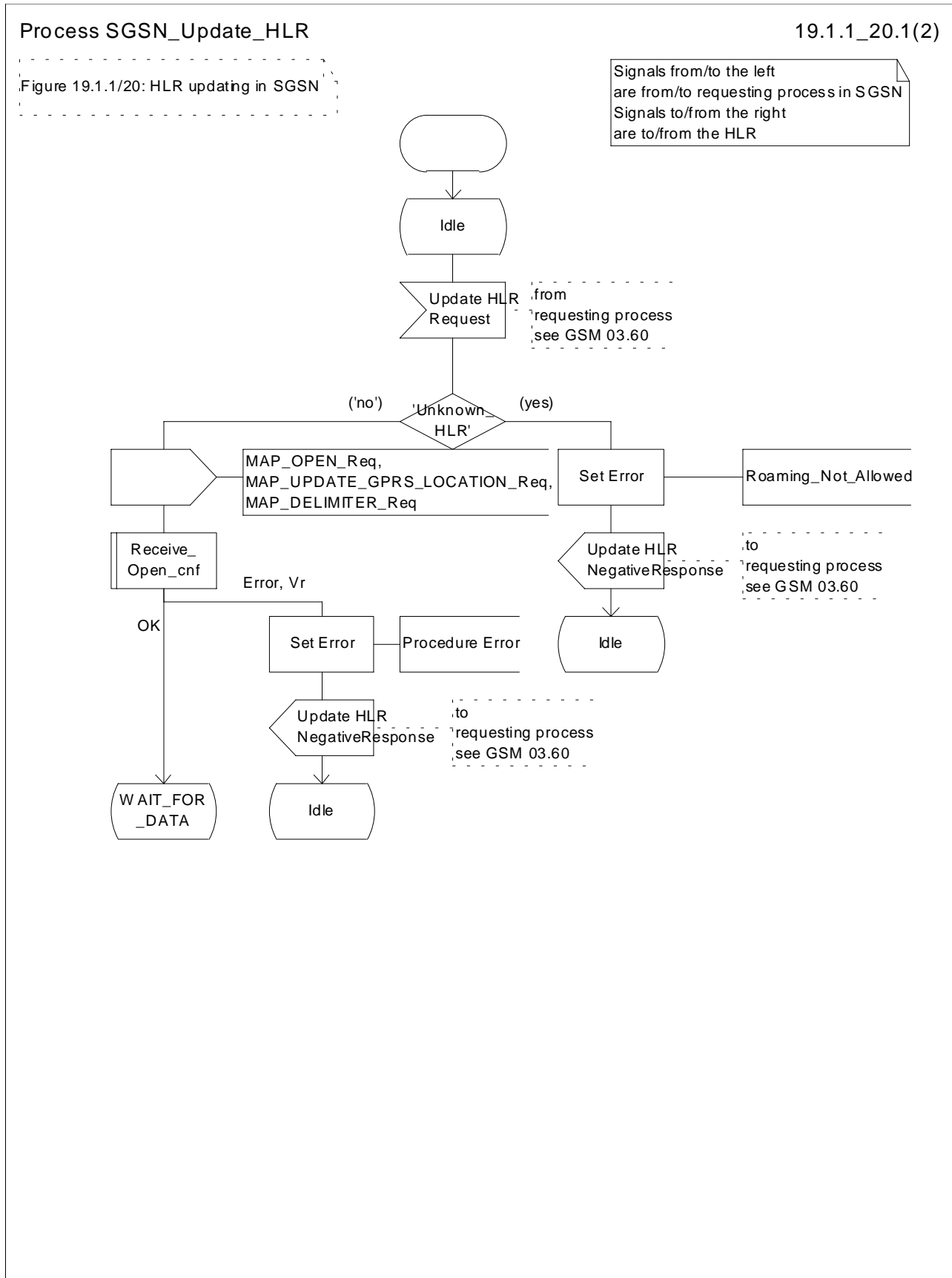


Figure 19.1.1/20 (sheet 1 of 2): Process SGSN_Update_HLR

Process SGSN_Update_HLR

19.1.1_20.2(2)

Figure 19.1.1/20: HLR updating in SGSN

Signal from/to the left are from/to requesting process in SGSN
 Signals to/from the right are to/from the HLR

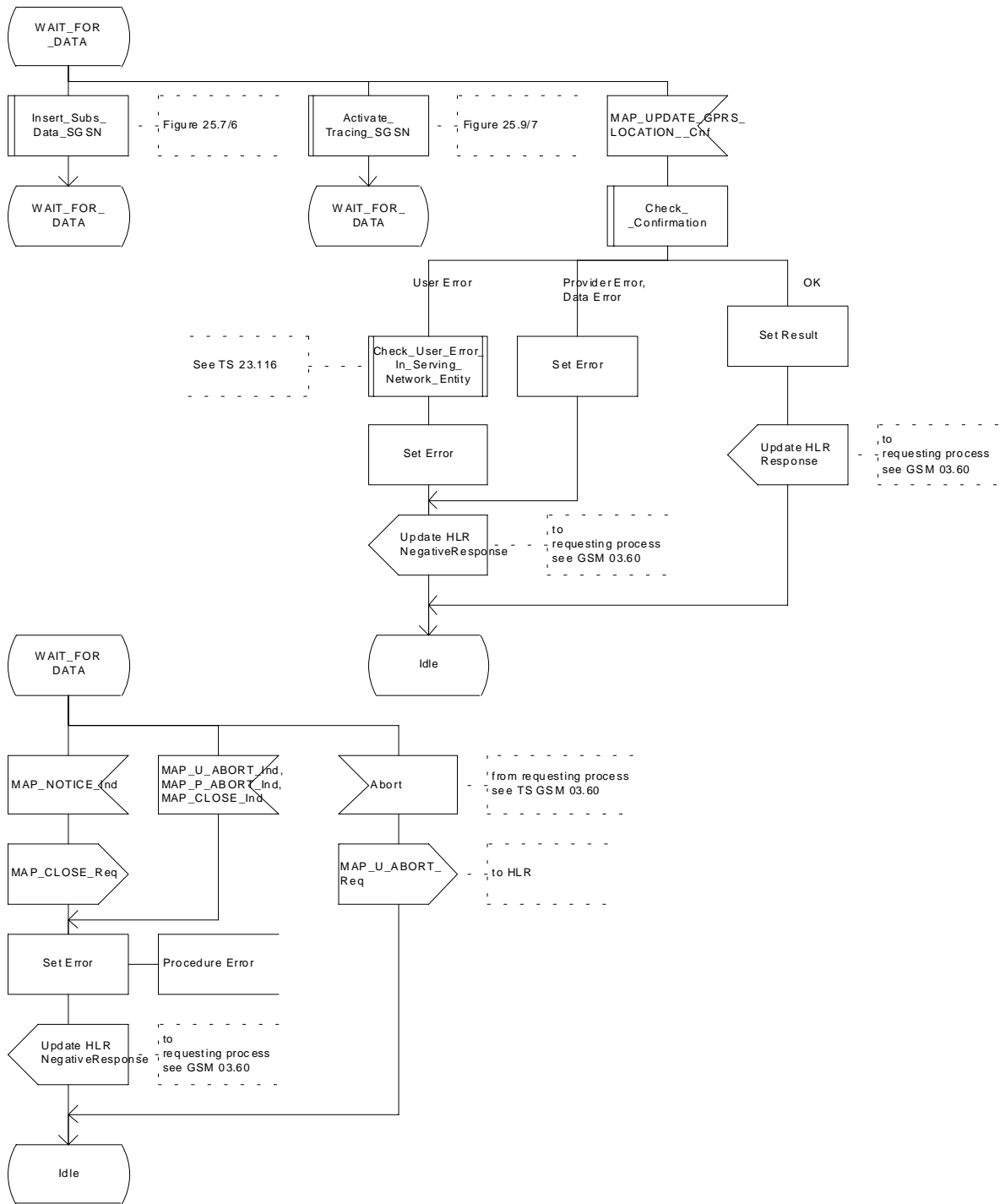


Figure 19.1.1/20 (sheet 2 of 2): Process SGSN_Update_HLR

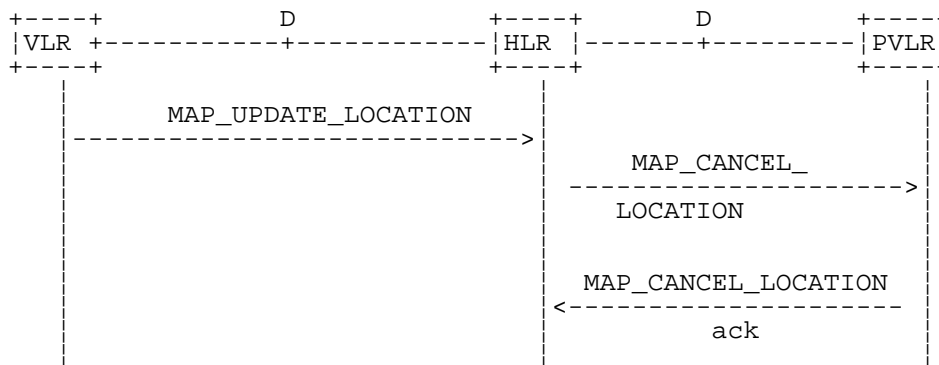
19.1.2 Location Cancellation

19.1.2.1 General

The purpose of this process is to delete a subscriber's record from a previous visitor location register after she has registered with a new visitor location register. Also this process is used to delete a subscriber's record from a old SGSN after she has registered with a SGSN. The procedure may also be used if the subscriber's record is to be deleted for other operator determined purposes, e.g. withdrawal of subscription, imposition of roaming restrictions or modifications to the subscription which result in roaming restrictions. Location cancellation can be used to enforce location updating including updating of subscriber data in the VLR or in the SGSN at the next subscriber access.

In all cases, the process is performed independently of the invoking process (e.g. Location Updating).

The service as described in subclause 8.1.3 is invoked when an HLR receives a MAP_UPDATE_LOCATION indication from a VLR other than that stored in its table for this subscriber. Also the MAP_CANCEL_LOCATION service is invoked when the HLR receives a MAP_UPDATE_GPRS_LOCATION indication from a SGSN other than stored in its table for this subscriber. Additionally the service may be invoked by operator intervention. The MAP_CANCEL_LOCATION service is in any case invoked towards the VLR or the SGSN whose identity is contained in the HLR table.



NOTE: The service shown in dotted lines indicates the trigger provided by other MAP signalling.

Figure 19.1.2/1: Interface and services for Location Cancellation

19.1.2.2 Detailed procedure in the HLR

The location cancellation process is started by an external process as stated above. The HLR opens a dialogue with the VLR or with the SGSN whose identity is contained in the HLR table (MAP_OPEN request without any user specific parameters), sending the MAP_CANCEL_LOCATION request primitive (see figures 19.1.2/2 and 19.1.2/4), containing the parameters:

- IMSI, to identify the subscriber to be deleted from that VLR or SGSN;
- LMSI, which is included if available in the HLR. LMSI is not applicable between HLR and SGSN;
- Cancellation Type if the Cancel Location is sent to SGSN. Cancellation Type is not applicable between HLR and VLR. If the VLR receives this parameter and does not understand it, this parameter shall be ignored.

19.1.2.3 Detailed procedure in the VLR

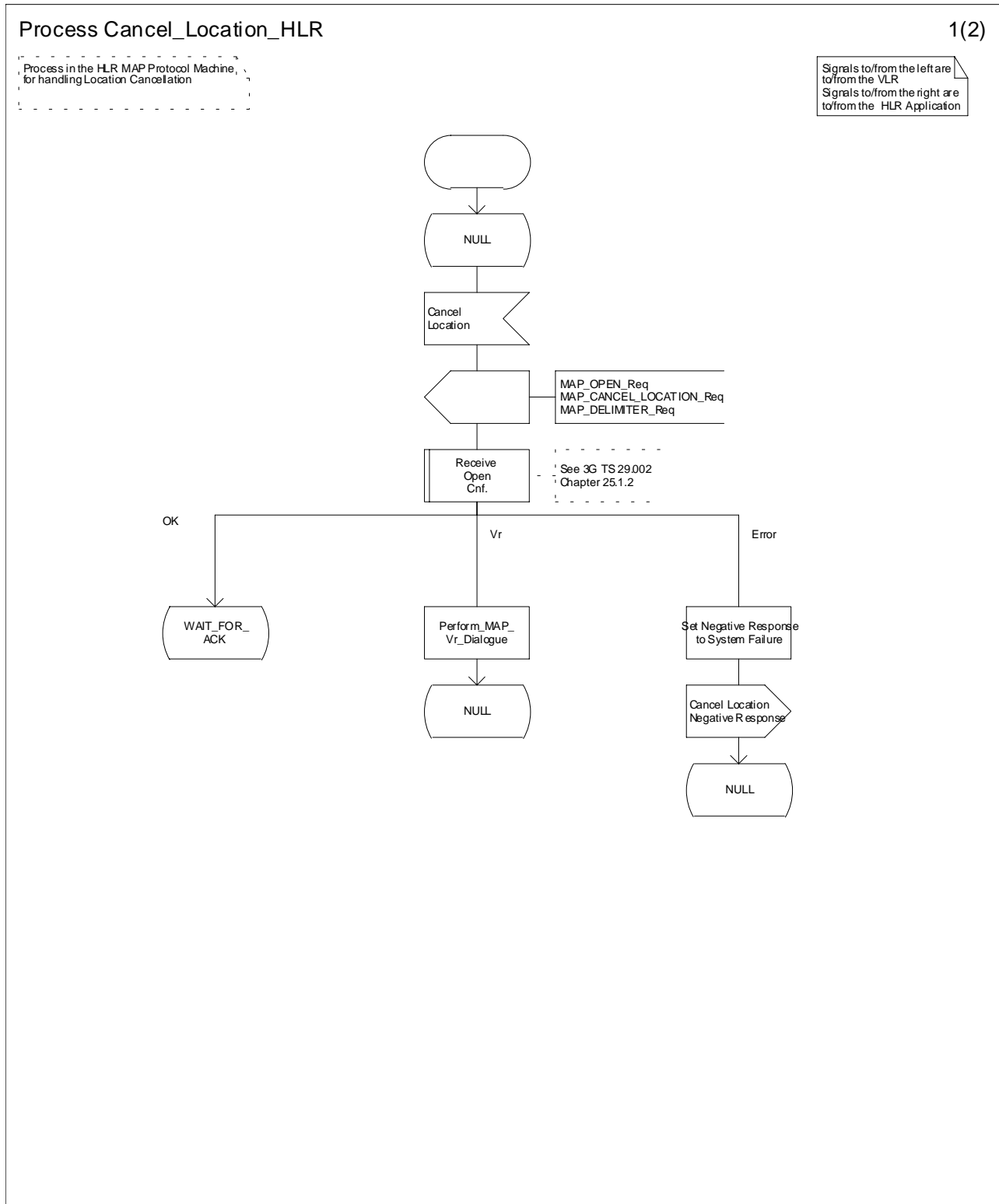


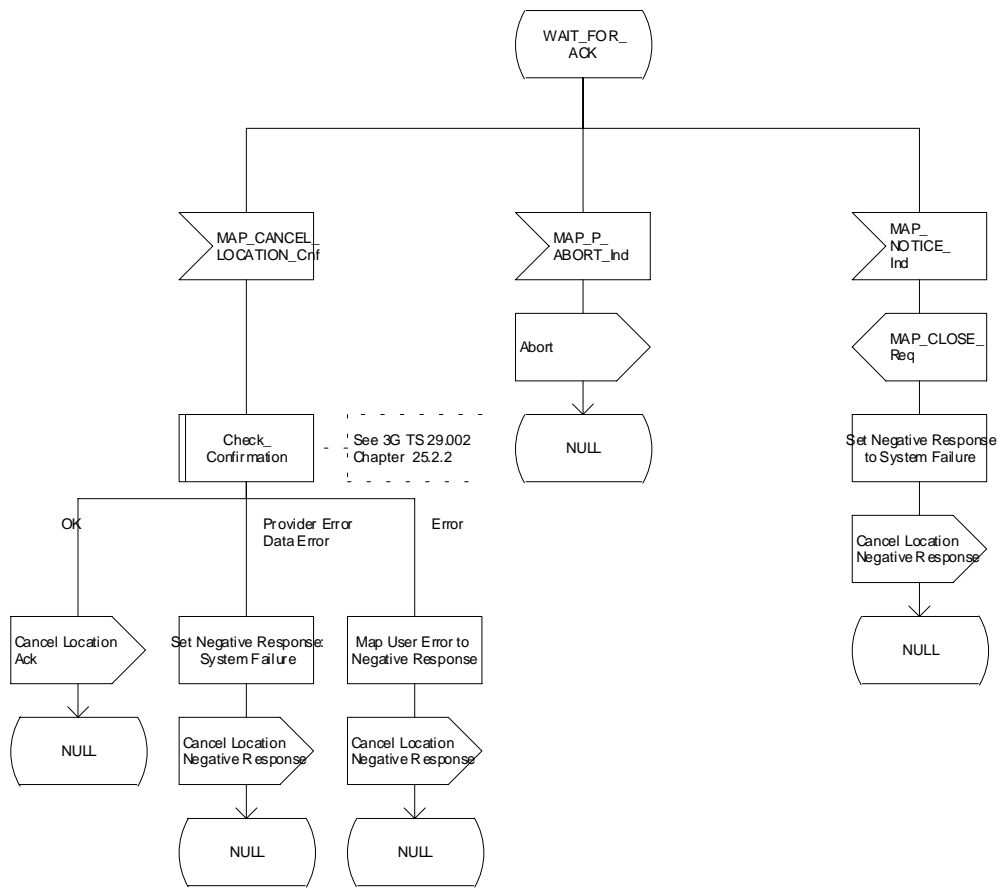
Figure 19.1.2/2 (Sheet 1 of 2): Process Cancel_Location_HLR

Process Cancel_Location_HLR

2(2)

Process in the HLR MAP Protocol Machine, for handling Location Cancellation

Signals to/from the left are to/from the VLR
Signals to/from the right are to/from the HLR Application



Process Cancel_Location_HLR

2(2)

Process in the HLR MAP Protocol Machine, for handling Location Cancellation

Signals to/from the left are to/from the VLR
Signals to/from the right are to/from the HLR Application

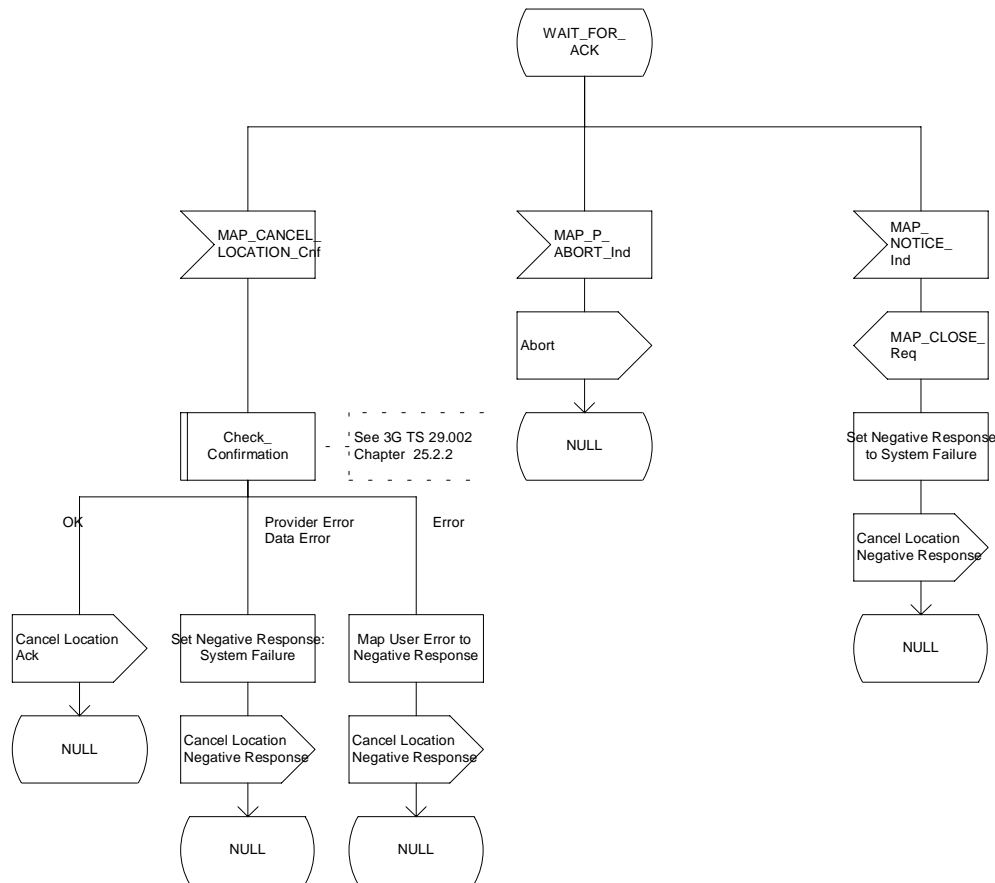


Figure 19.1.2/2 (Sheet 2 of 2): Process Cancel_Location_HLR

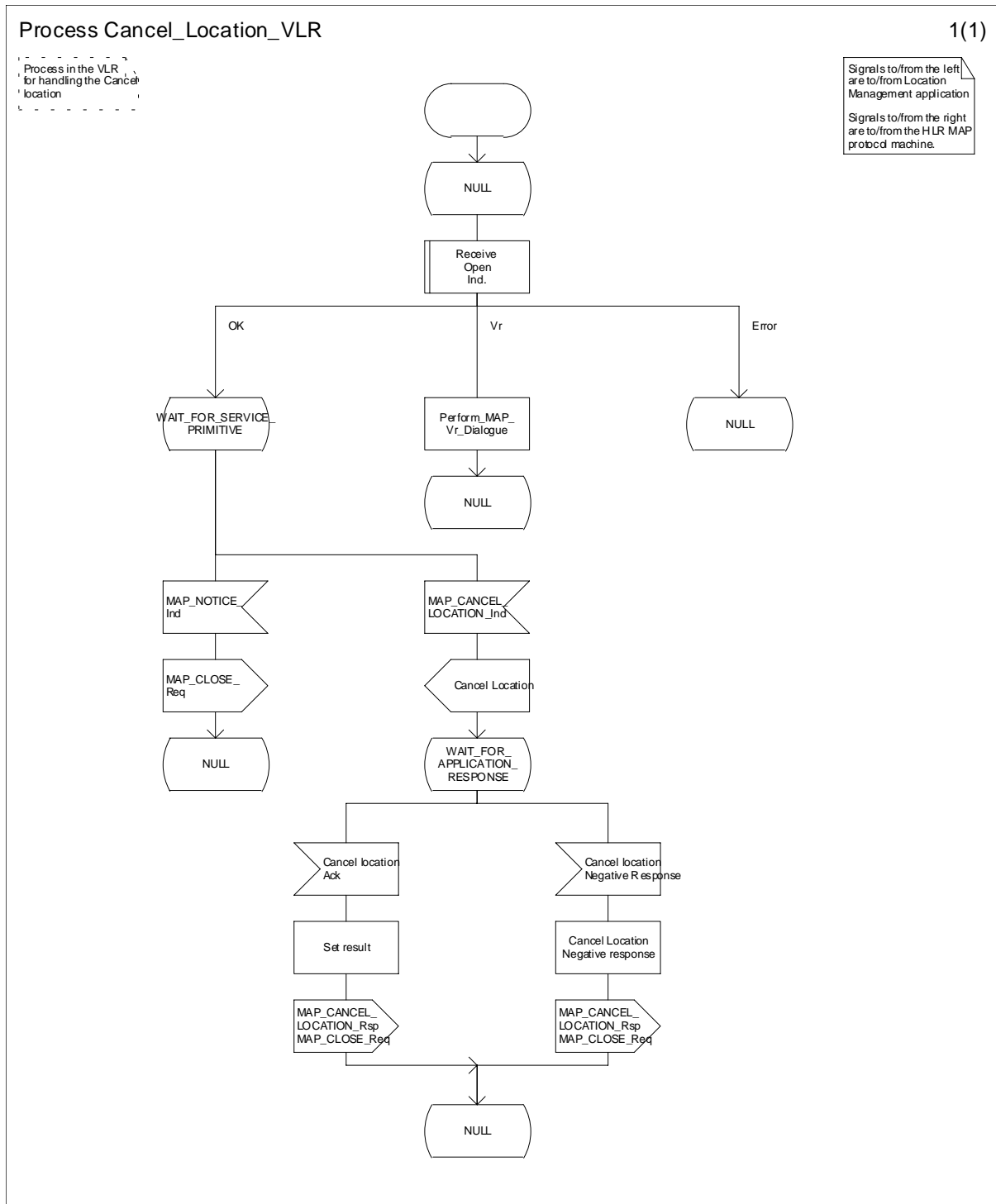


Figure 19.1.2/3: Process Cancel_Location_VLR

19.1.2.4 Detailed procedure in the SGSN

Opening of the dialogue is described in the macro Receive_Open_Ind in subclause 25.1, with outcomes:

- procedure termination; or
- dialogue acceptance, with processing as below.

If the SGSN process receives a MAP_NOTICE indication, it terminates the dialogue by sending a MAP_CLOSE request.

If the SGSN process receives a MAP_CANCEL_LOCATION indication from the HLR (see figure 19.1.2/4), the parameters are checked first (macro Check_Indication, see subclause 25.2). In case of parameter problems the appropriate error is sent in the MAP_CANCEL_LOCATION response.

Thereafter the SGSN checks whether the subscriber identity provided is known in the SGSN:

- if so, the data of the subscriber are deleted from SGSN table and a MAP_CANCEL_LOCATION response is returned without any parameters;
- if not, location cancellation is regarded as being successful, too, and the MAP_CANCEL_LOCATION response is returned without any parameters.

In either case, after sending the MAP_CANCEL_LOCATION response the SGSN process releases any P-TMSI which may be associated with the IMSI of the subscriber, terminates the dialogue (MAP_CLOSE with Release Method Normal Release) and returns to the idle state.

Process Cancel_GPRS_Location_HLR

19.1.2_4(1)

Figure 19.1.2/4: Location Cancellation in the HLR for GPRS

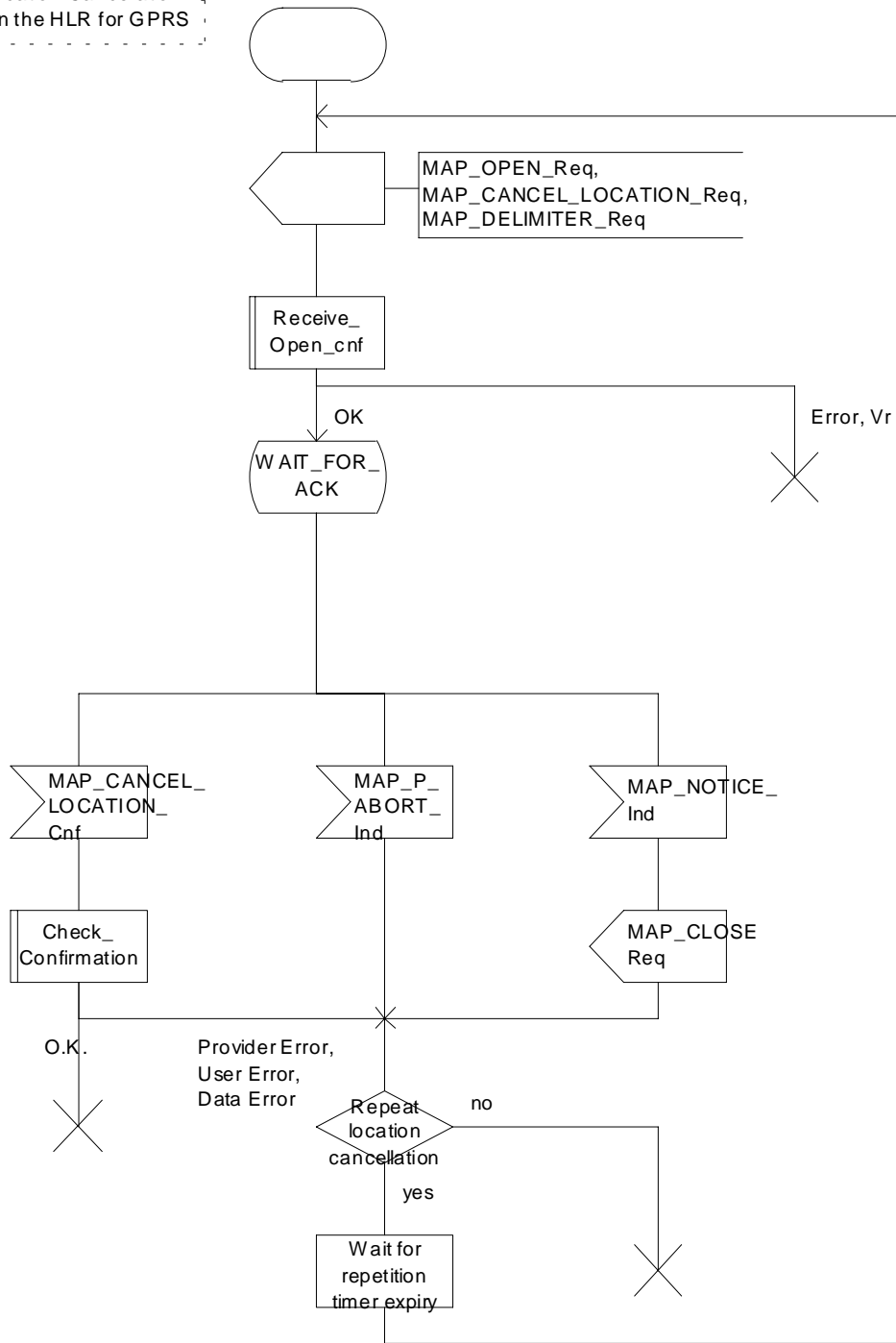


Figure 19.1.2/4: Process Cancel_GPRS_Location_HLR

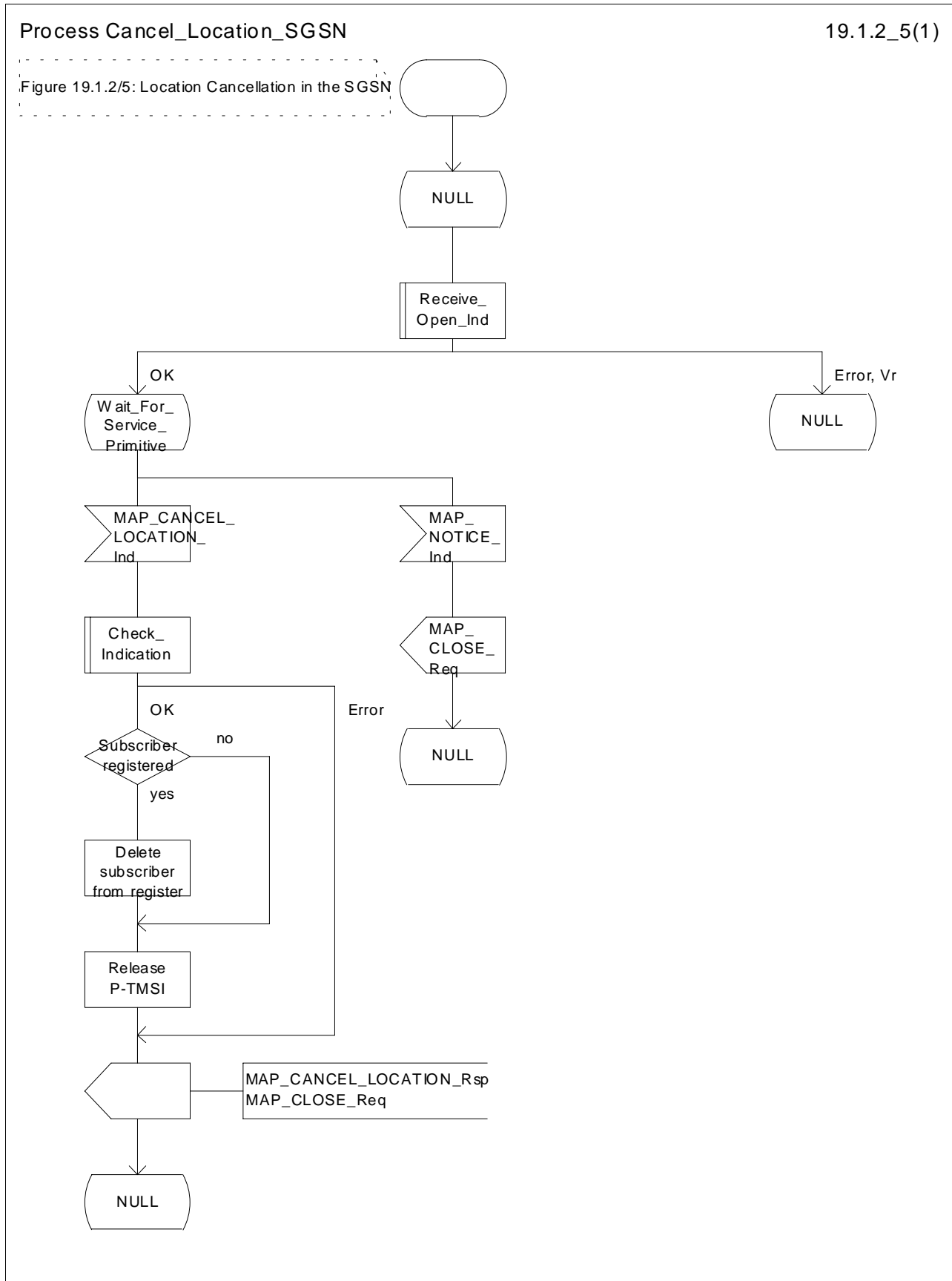


Figure 19.1.2/5: Process Cancel_Location_SGSN

19.1.3 Void

19.1.3.1 Void

19.1.3.2 Void

19.1.3.3 Void

19.1.4 Purge MS

19.1.4.1 General

When the VLR or the SGSN receives an indication on the O&M interface that the MS record is to be purged (either because of administrative action or because the MS has been inactive for an extended period), this procedure invokes the MAP_PURGE_MS service described in subclause 8.1.6 to request the HLR to set the "MS purged for non-GPRS" or the "MS purged for GPRS" flag for the MS so that any request for routing information for a mobile terminated call or a mobile terminated short message will be treated as if the MS is not reachable. The message flows are shown in figures 19.1.4/1 and 19.1.4/5.

It is optional for the network operator to delete MS records from the VLR or from the SGSN, but if the option is used the VLR or the SGSN shall notify the HLR when a record has been deleted.

The O&M process in the VLR or in the SGSN must ensure that during the MS purging procedure any other attempt to access the MS record is blocked, to maintain consistency of data.

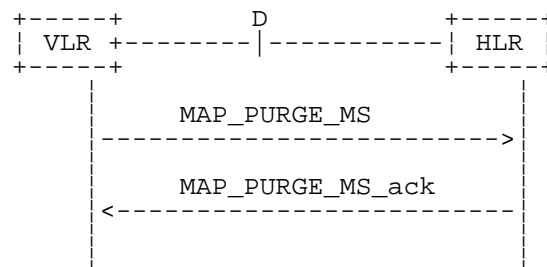


Figure 19.1.4/1: MAP-D Interface and services for MAP_PURGE_MS

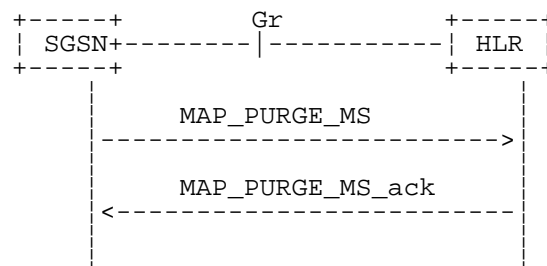


Figure 19.1.4/5: Gr Interface and services for MAP_PURGE_MS

19.1.4.2 Void

19.1.4.3 Void

19.1.4.4 Detailed procedure in the SGSN

Figure 19.1.4/4 shows the MAP process in the SGSN to notify the HLR that an MS record has been purged. The following general macro is used:

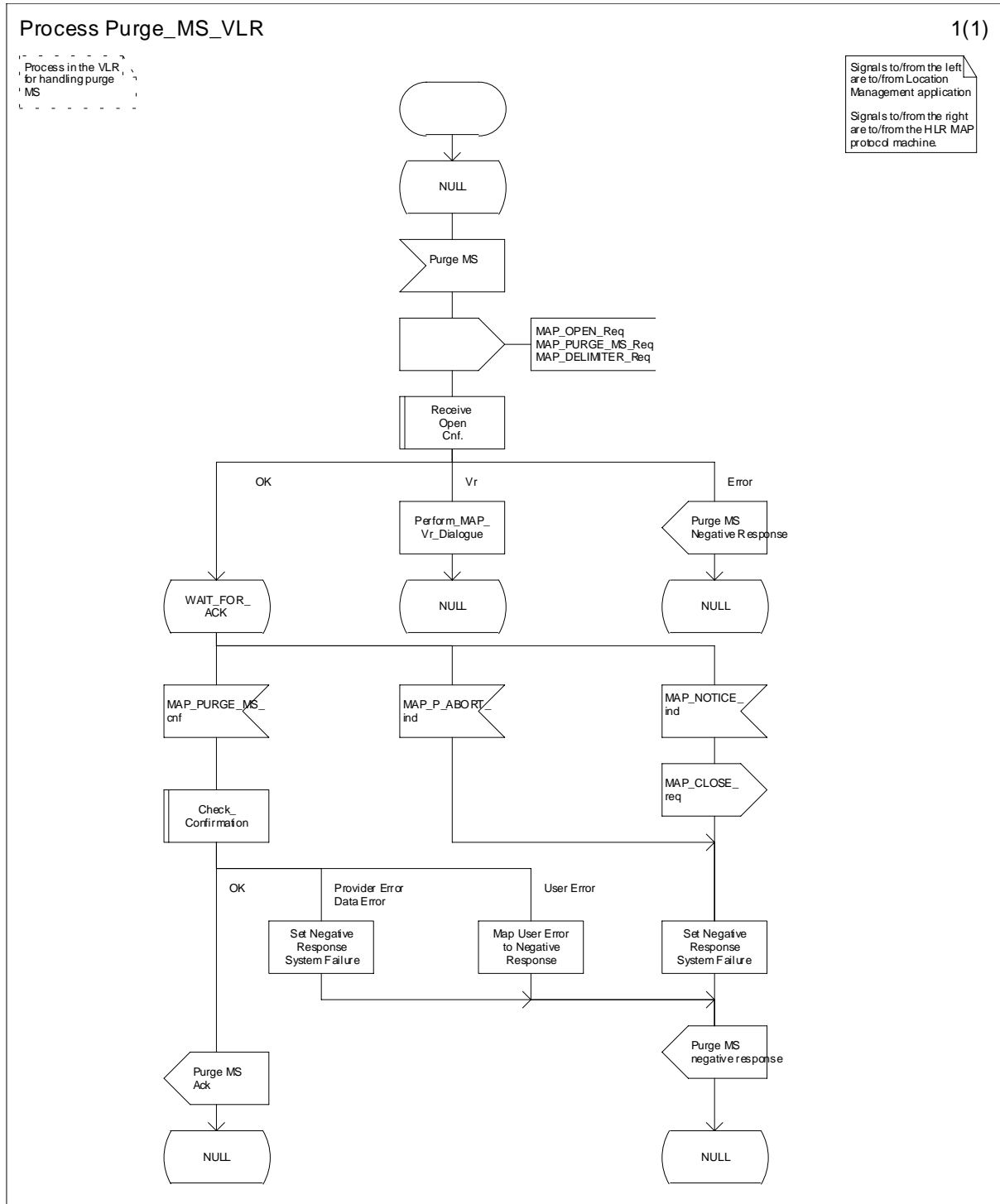


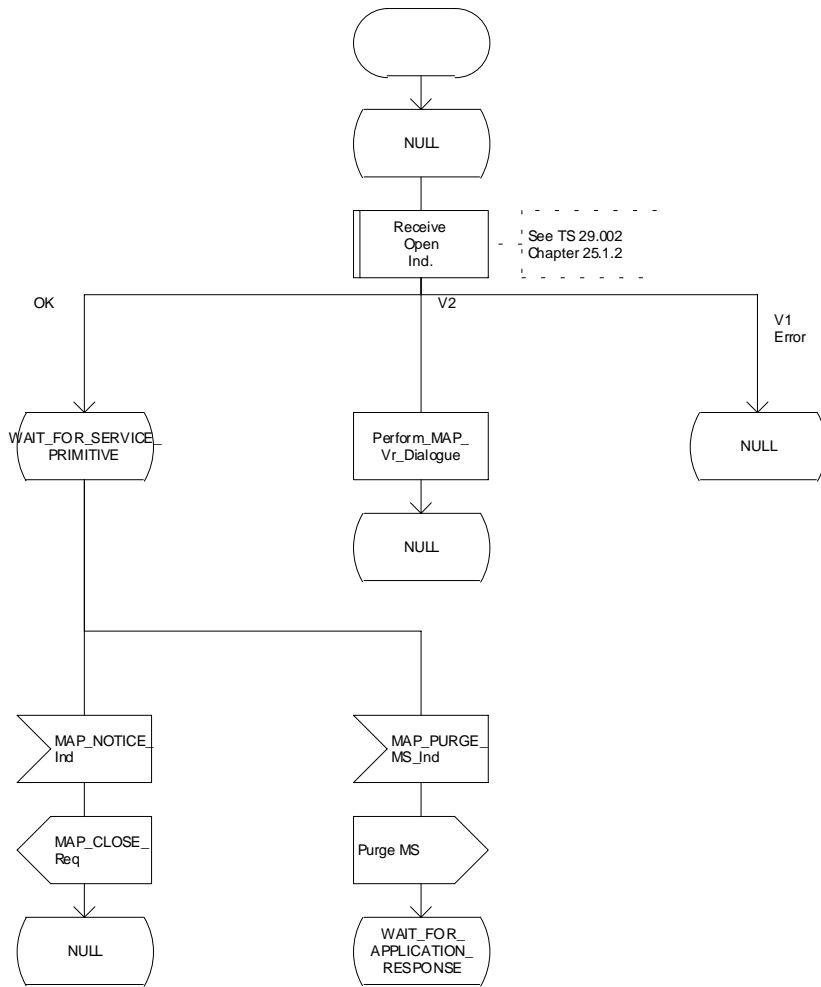
Figure 19.1.4/2: Process Purge_MS_VLR

Process Purge_MS_HLR

1(2)

Process in the HLR MAP Protocol Machine, for handling the Purging of an MS

Signals to/from the left are to/from the VLR
Signals to/from the right are to/from the HLR Application



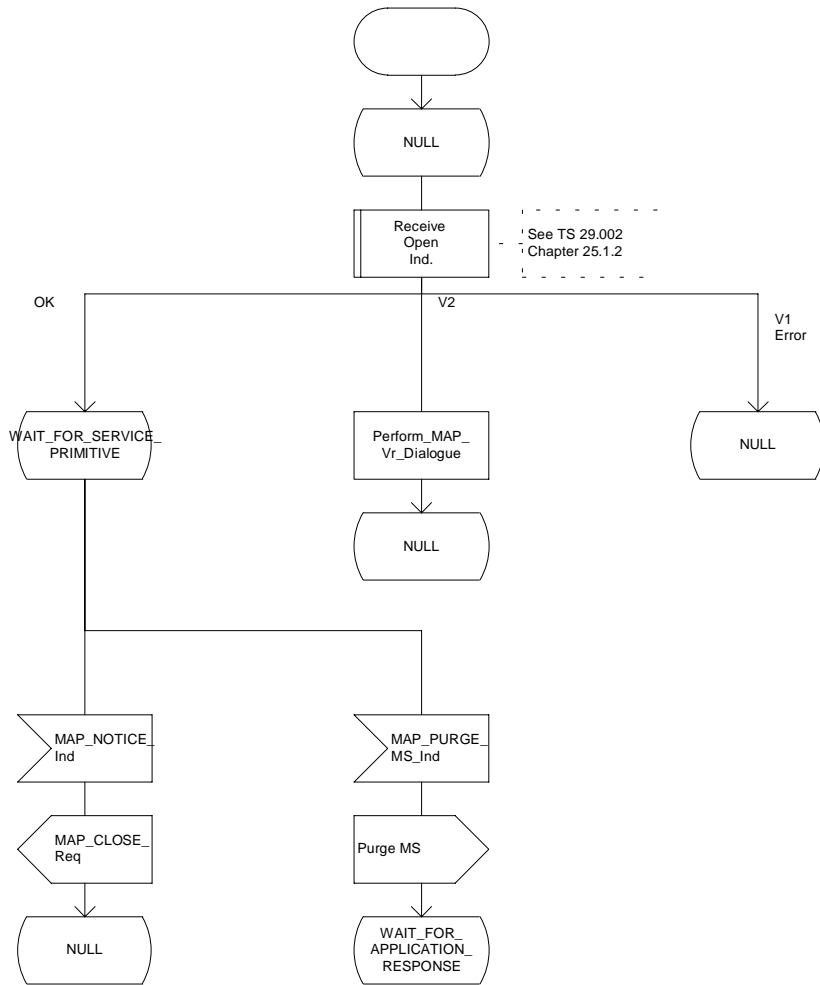
See TS 29.002 Chapter 25.1.2

Process Purge_MS_HLR

1(2)

Process in the HLR MAP Protocol Machine for handling the Purging of an MS

Signals to/from the left are to/from the VLR
Signals to/from the right are to/from the HLR Application



See TS 29.002 Chapter 25.1.2

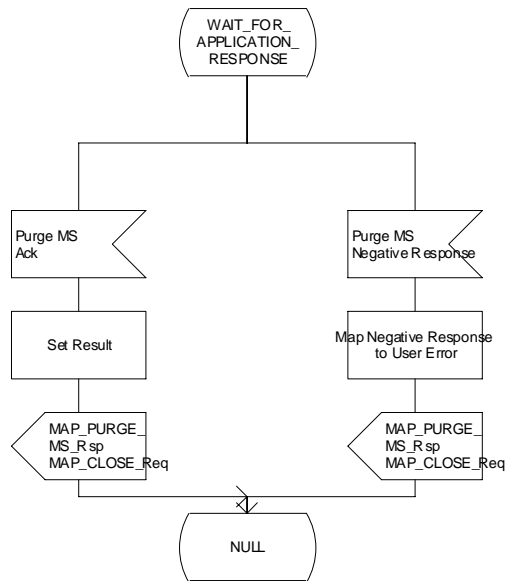
Figure 19.1.4/3 (Sheet 1 of 2): Process Purge_MS_HLR

Process Purge_MS_HLR

2(2)

Process in the HLR MAP Protocol Machine, for handling the Purging of an MS

Signals to/from the left are to/from the VLR
Signals to/from the right are to/from the HLR Application



Process Purge_MS_HLR

2(2)

Process in the HLR MAP Protocol Machine, for handling the Purging of an MS

Signals to/from the left are to/from the VLR
Signals to/from the right are to/from the HLR Application

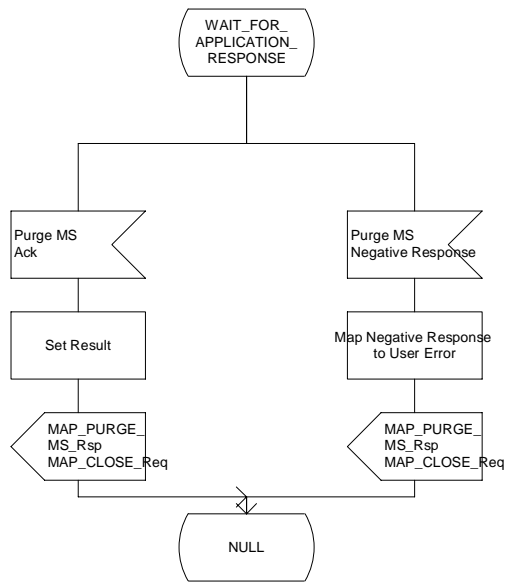


Figure 19.1.4/3 (Sheet 2 of 2): Process Purge_MS_HLR

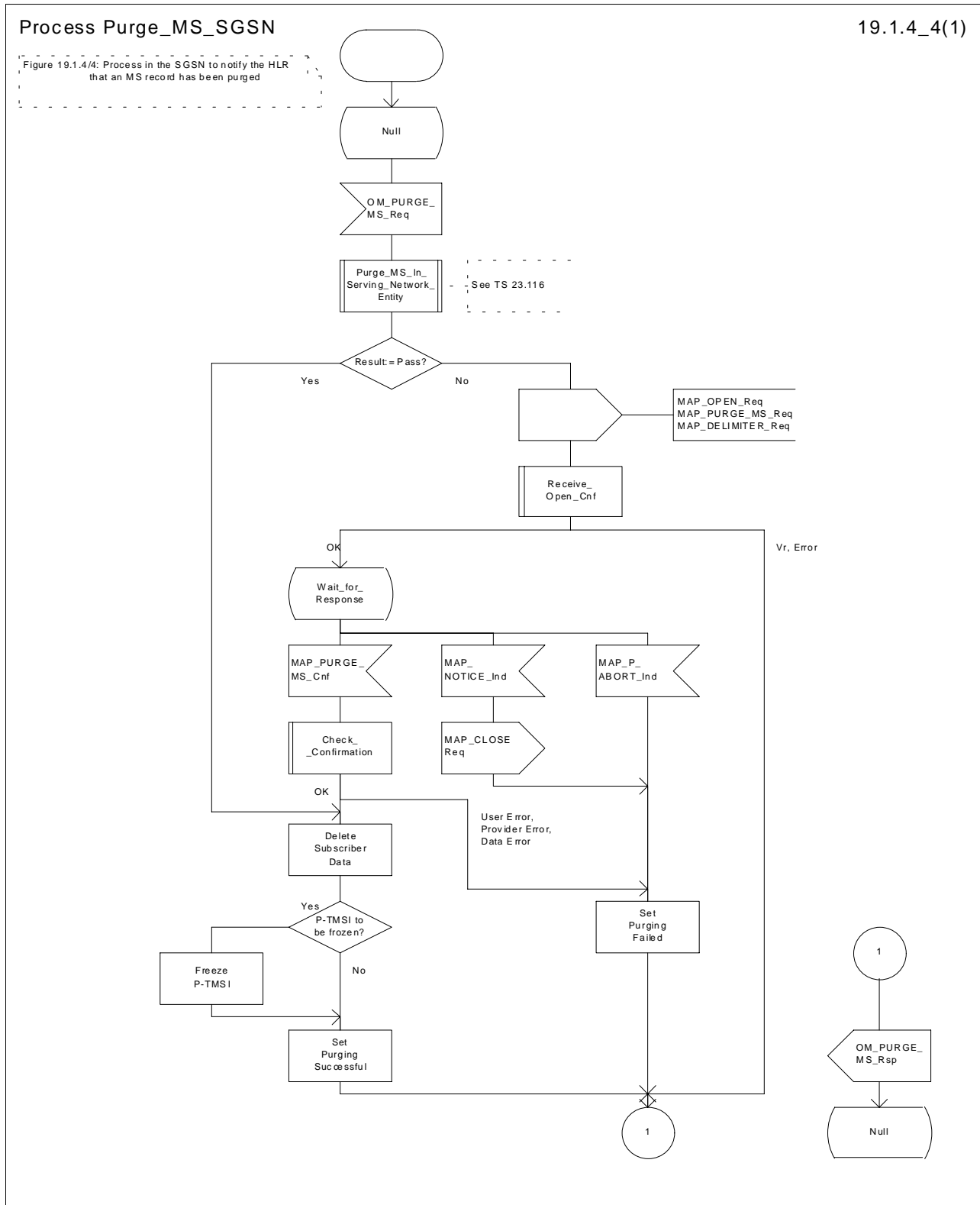


Figure 19.1.4/4: Process Purge_MS_SGSN

19.2 Handover procedure

It should be noted that procedures related to the B-interface have not been updated for Release 99. The B-interface is not fully operational specified. It is strongly recommended not to implement the B-interface as an external interface.

19.2.1 General

The handover or relocation between different MSCs is called Inter-MSC handover. The interfaces involved for Inter-MSC handover are shown in figure 19.2/1. Following two Inter-MSC handover procedures apply:

1) Basic Inter-MSC handover:

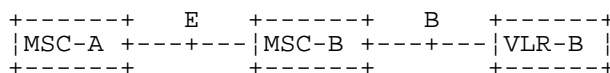
The call is handed over from the controlling MSC, called MSC-A to another MSC, called MSC-B (figure 19.2/1a).

Figure 19.2/2 shows a successful handover between MSC-A and MSC-B including a request for handover number allocation by MSC-B to VLR-B.

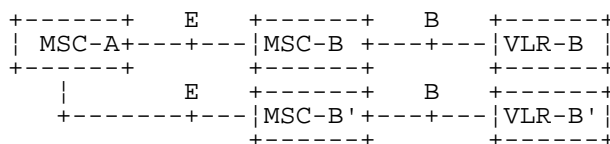
2) Subsequent Inter-MSC handover:

After the call has been handed over from MSC-A to MSC-B, a handover to either MSC-A (figure 19.2/1a) or to a third MSC (MSC-B') (figure 19.2/1b) is necessary in order to continue the connection.

Figure 19.2/3 shows a successful subsequent handover.



a) Basic handover procedure MSC-A to MSC-B and subsequent handover procedure MSC-B to MSC-A.



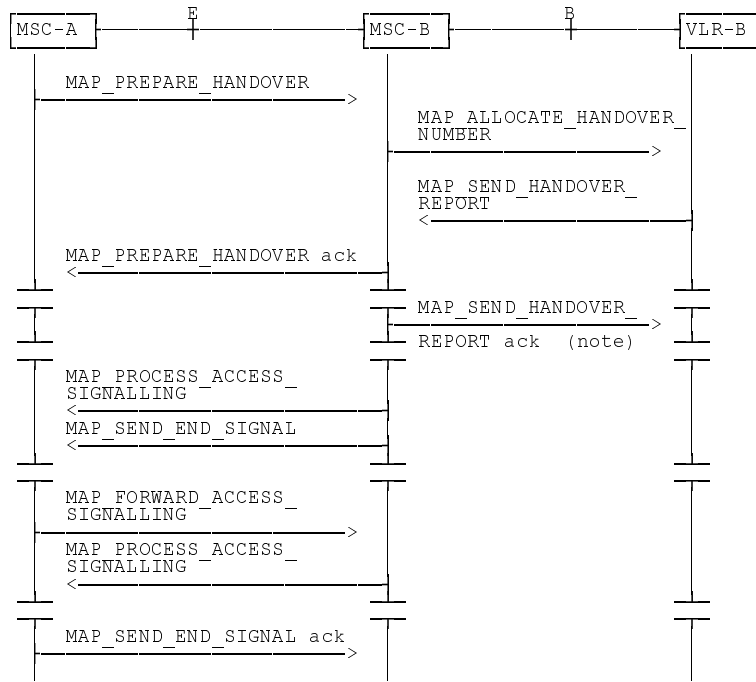
b) Subsequent handover procedure MSC-B to MSC-B'.

Figure 19.2/1: Interface structure for handover

The MAP handover procedures achieve the functionality required to set up an MSC-MSC dialogue, to optionally allocate a handover number or one or several relocation numbers and to transport BSSAP or RANAP messages.

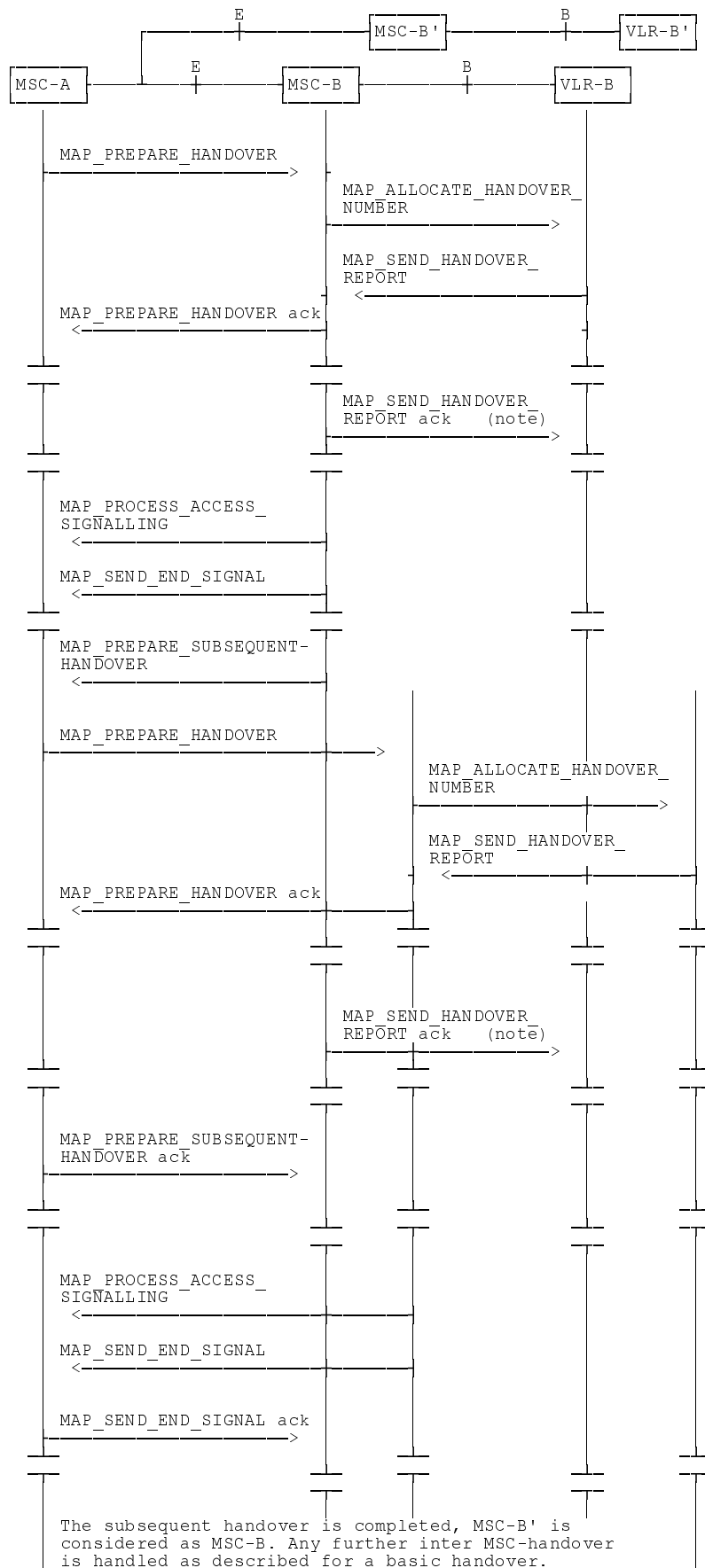
The transported BSSAP or RANAP messages are controlled and handled by the Handover Control Application in the MSCs. This information will be transparent to the MAP protocol. If the MSC receives via the MAP protocol BSSAP or RANAP messages, this information will be forwarded to the Handover Control Application (shown in the handover SDL diagrams with the internal HO_CA signalling, it is an internal process in the MSC) and vice versa if the Handover Control Application requires the sending of BSSAP or RANAP messages via the MAP protocol.

For detailed interworking between the A-interface and MAP procedures or the Iu-interface and MAP procedures, see 3G TS 23.009 and 3G TS 29.010.



NOTE: This can be sent at any time after the connection between MSC-A and MSC-B is established.

Figure 19.2/2: Example of a successful basic handover procedure to MSC-B



NOTE: This can be sent at any time after the connection between MSC-A and MSC-B is established.

Figure 19.2/3: Example of a handover towards a third MSC

19.2.2 Handover procedure in MSC-A

This subclause describes the handover or relocation procedure in MSC-A, including the request for a basic handover or relocation to another MSC (MSC-B), subsequent handover or relocation to a third MSC (MSC-B') or back to the controlling MSC (MSC-A).

19.2.2.1 Basic handover

When MSC-A has decided that a call has to be handed over or relocated to MSC-B, the Handover Control Application in MSC-A requests the MAP application to initiate the MAP_PREPARE_HANOVER request to MSC-B.

MSC-A opens the dialogue to MSC-B with a MAP_OPEN request containing no user specific parameters and sends a MAP_PREPARE_HANOVER request. This request may optionally contain an indication that a handover number allocation is not required, targetCellId, for compatibility reasons if handover, and all information required by MSC-B to allocate the necessary radio resources. The request may also contain IMSI, UMTS encryption information and UMTS integrity protection information that are necessary parameters for inter-system handover from GSM to UMTS. GSM radio resource information (channel type) may be included for inter-system handover from UMTS to GSM. The conditions when these parameters shall be included are described in detail in 3G TS 23.009.

If MSC-B accepts the dialogue, it returns a MAP_PREPARE_HANOVER confirmation containing a handover number or one or several relocation numbers, unless the request has included the HO-NumberNotRequired parameter, and BSSAP or RANAP information which is forwarded to and handled by the Handover Control Application in MSC-A.

Optionally MSC-A can receive, after a MAP_PREPARE_HANOVER confirmation, a MAP_PROCESS_ACCESS_SIGNALLING indication containing BSSAP or RANAP information.

When the connection has been established between the MS and MSC-B, MSC-A will be informed by a MAP_SEND_END_SIGNAL indication.

When MSC-A wants to clear the connection with BSS-B, an indication from the Handover Control Application is received in the Map Application to send the MAP_SEND_END-SIGNAL response to MSC-B to close the MAP dialogue.

MSC-A may abort the handover or relocation procedure at any time (e.g. if the call is cleared).

19.2.2.2 Handling of access signalling

If required, the Handover Control Application in MSC-A requests the MAP application to invoke the MAP_FORWARD_ACCESS_SIGNALLING request containing the information to be transferred to the A-interface or the Iu-interface of MSC-B (e.g. call control information).

MAP_FORWARD_ACCESS_SIGNALLING is a non-confirmed service.

MSC-B will then forward the required information to the Handover Control Application. The MAP_FORWARD_ACCESS_SIGNALLING is composed in such a way that the information can be passed transparently to the A-interface or the Iu-interface for call control and mobility management information. Any response received in MSC-B from the A-interface or the Iu-interface that should be brought to MSC-A will require a new independent request from the Handover Control Application in MSC-B to MSC-A by invoking a MAP_PROCESS_ACCESS_SIGNALLING request.

19.2.2.3 Other procedures in stable handover situation

During a call and after handover or relocation, a number of procedures between MSC-A and BSS-B or RNS-B controlled by or reported to MSC-A may be initiated in both directions by invoking a MAP_FORWARD_ACCESS_SIGNALLING request and reception of a MAP_PROCESS_ACCESS_SIGNALLING indication.

19.2.2.4 Subsequent handover

When MSC-A receives a MAP_PREPARE_SUBSEQUENT_HANOVER request, it will start the procedure of handing or relocating the call over to a third MSC (MSC-B'), or back to the controlling MSC (MSC-A). If the new

handover or relocation procedure towards MSC-B' or MSC-A is successful, the handover control application in MSC-A will request the release of the dialogue towards MSC-B by sending the MAP_SEND_END_SIGNAL confirmation.

19.2.2.5 SDL Diagrams

The SDL diagrams on the following pages describe the user processes in MSC-A for the procedures described in this subclause.

The services used are defined in subclause 8.4.

NOTE: The message primitives HO_CA_MESSAGE used in the SDL-Diagrams are used to show the internal co-ordination between the MAP application and the Handover Control Application. For a detailed description of the co-ordination between the applications for the handover or relocation procedure, see 3G TS 23.009.

Note that in case of reception of errors from the MSCs (see the Handover error handling macro), the MAP user reports them to the Handover Control Application and does not take any action except in cases explicitly mentioned in the SDL diagrams.

Process MSC_A_HO

19.2.2_1.1(13)

Figure 19.2 2/1: HO in MSC-A

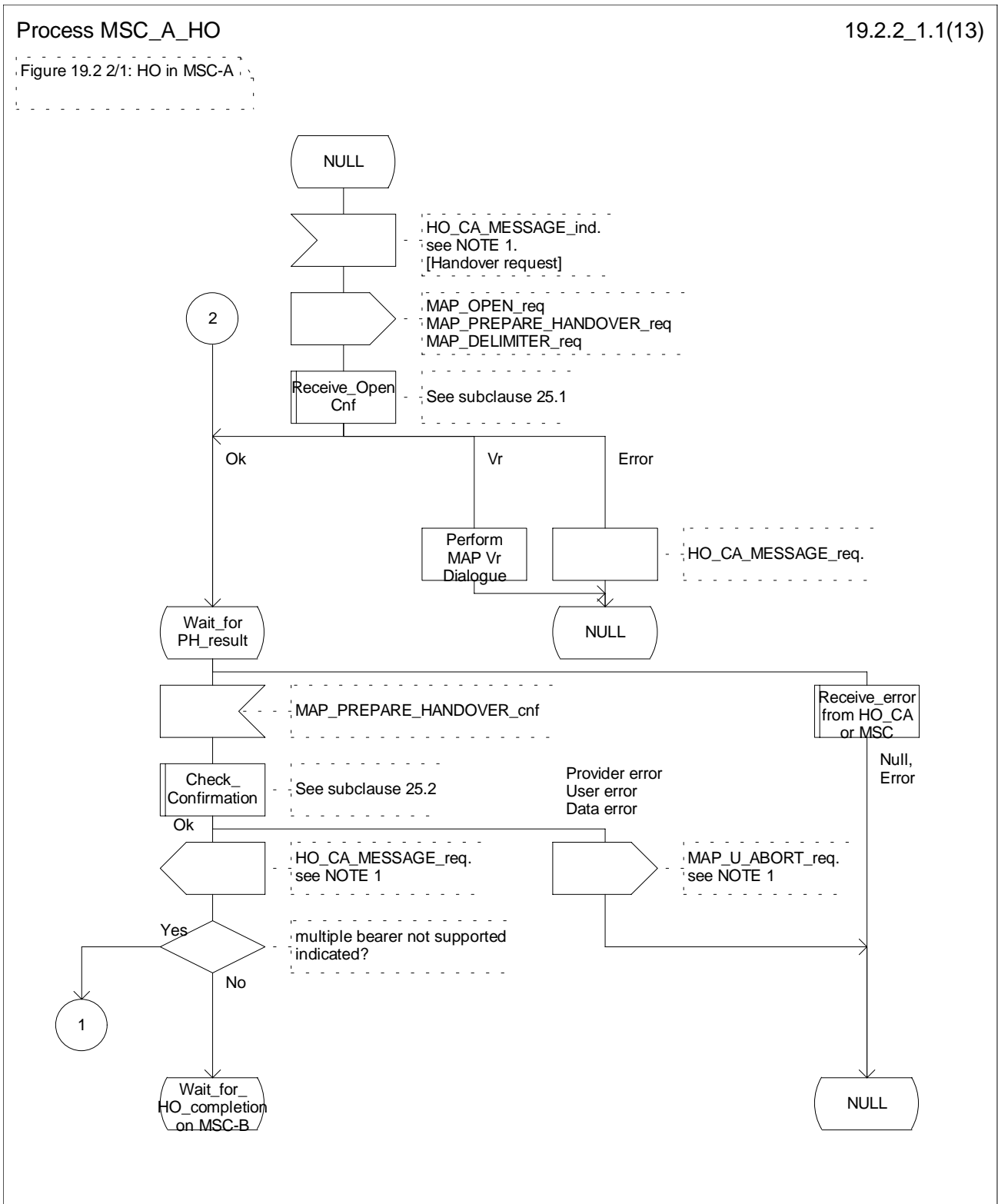


Figure 19.2.2/1 (sheet 1 of 13): Process MSC_A_HO

Process MSC_A_HO

19.2.2_1.2(13)

Figure 19.2 2/1: HO in MSC-A

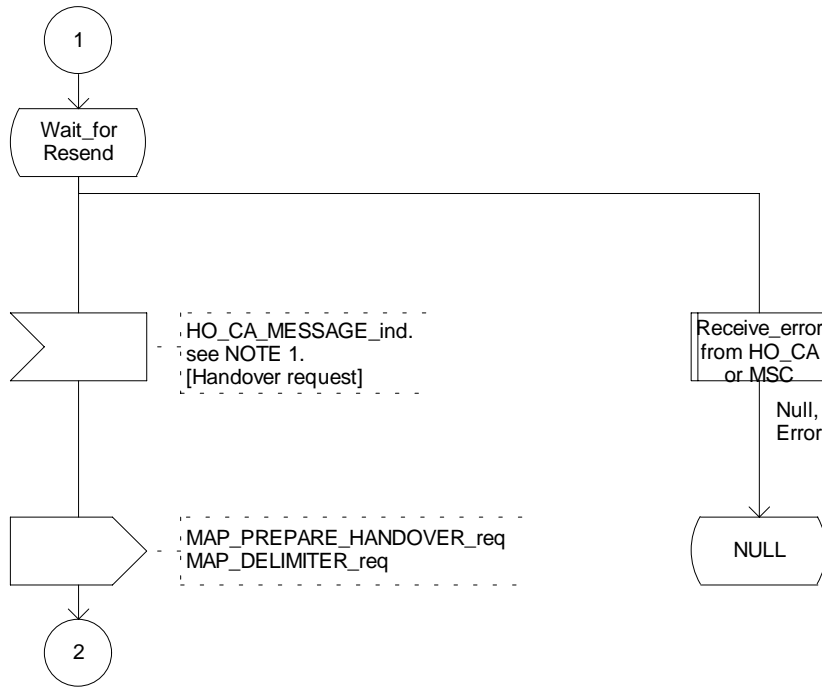


Figure 19.2.2/1 (sheet 2 of 13): Process MSC_A_HO

Process MSC_A_HO

19.2.2_1.3(12)

Figure 19.2.2/1: HO in MSC-A

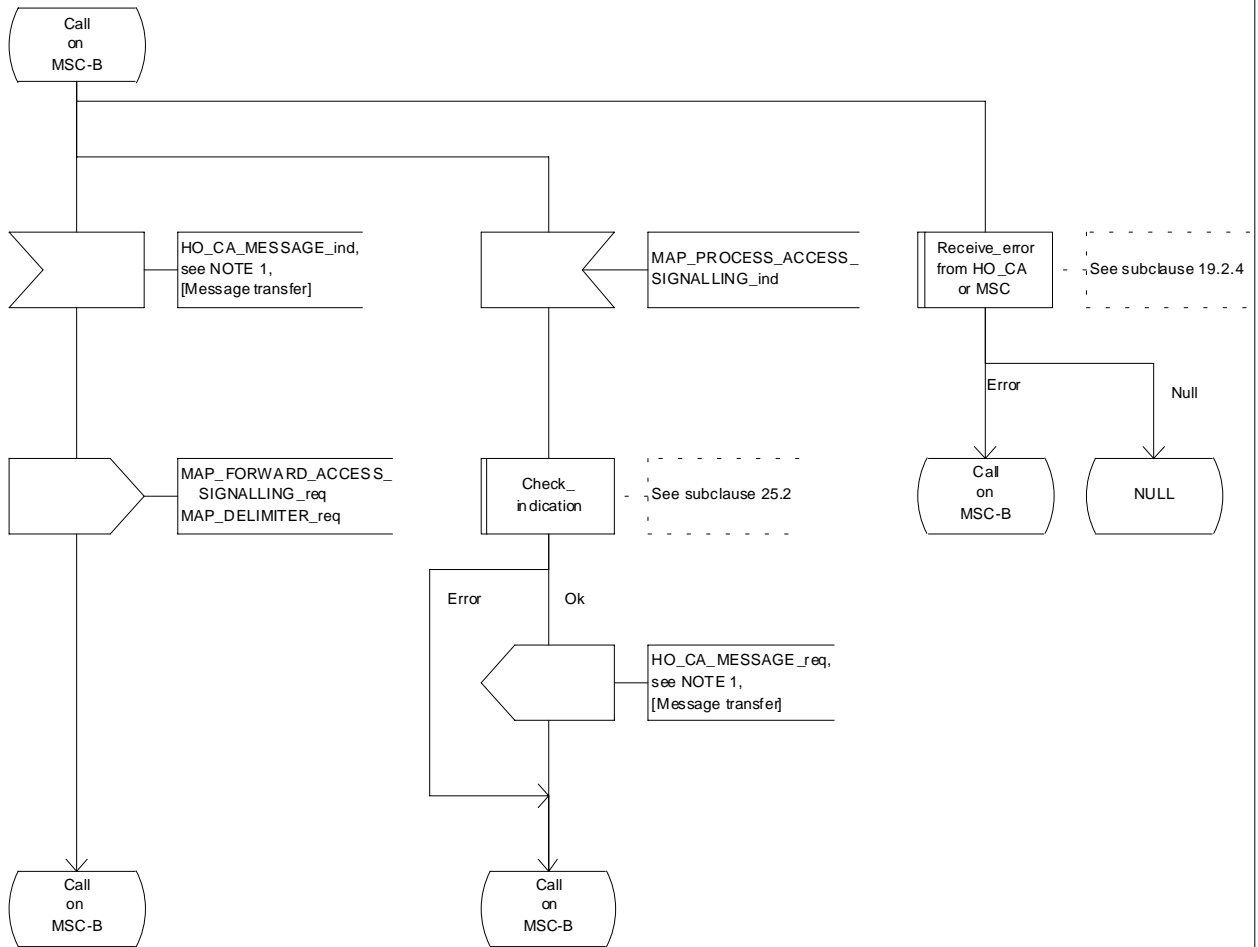


Figure 19.2.2/1 (sheet 4 of 13): Process MSC_A_HO

Process MSC_A_HO

19.2.2_1.4(12)

Figure 19.2.2/1: HO in MSC-A

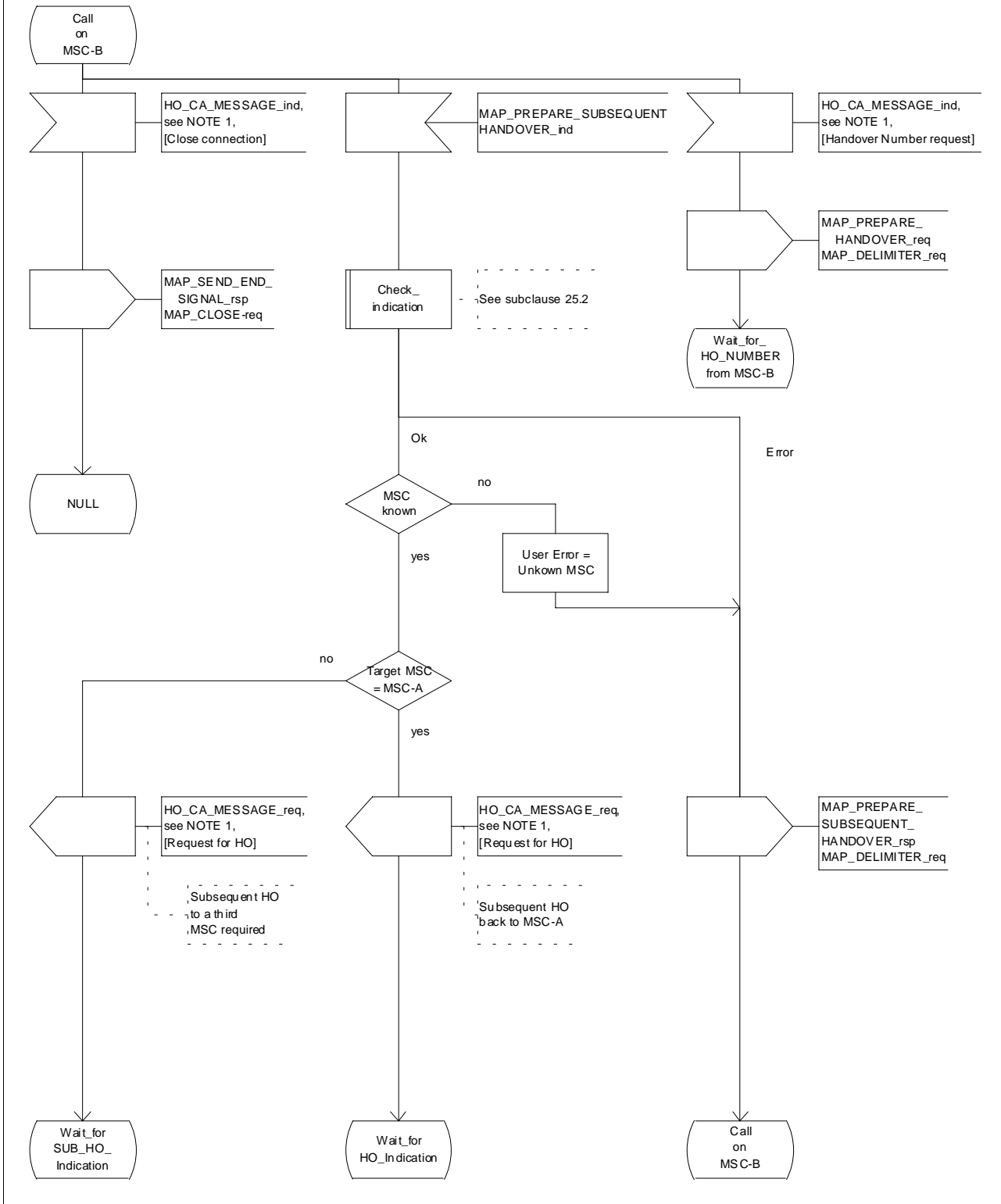


Figure 19.2.2/1 (sheet 5 of 13): Process MSC_A_HO

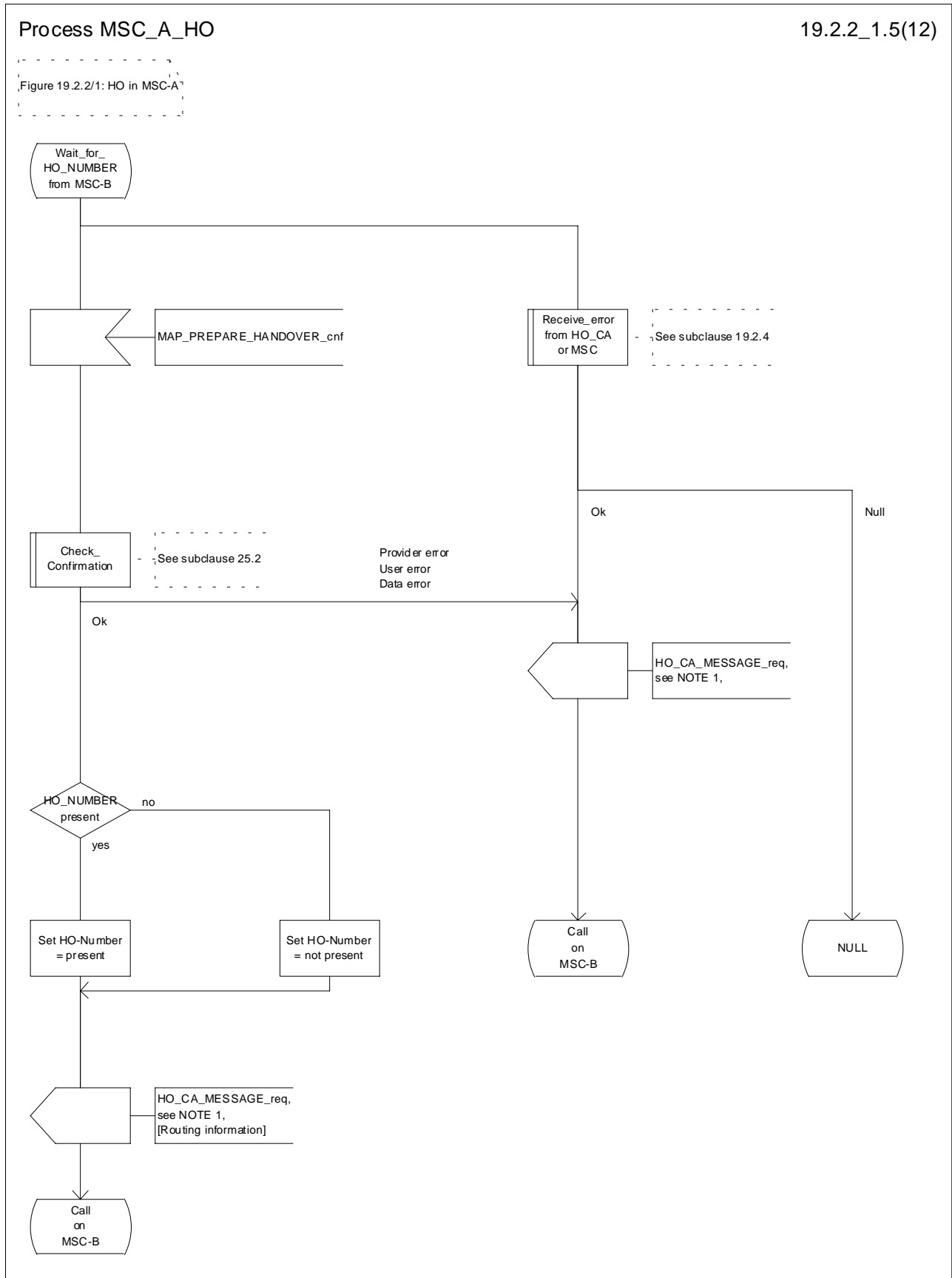


Figure 19.2.2/1 (sheet 6 of 13): Process MSC_A_HO

Process MSC_A_HO

19.2.2_1.6(12)

Figure 19.2.2/1: HO in MSC-A

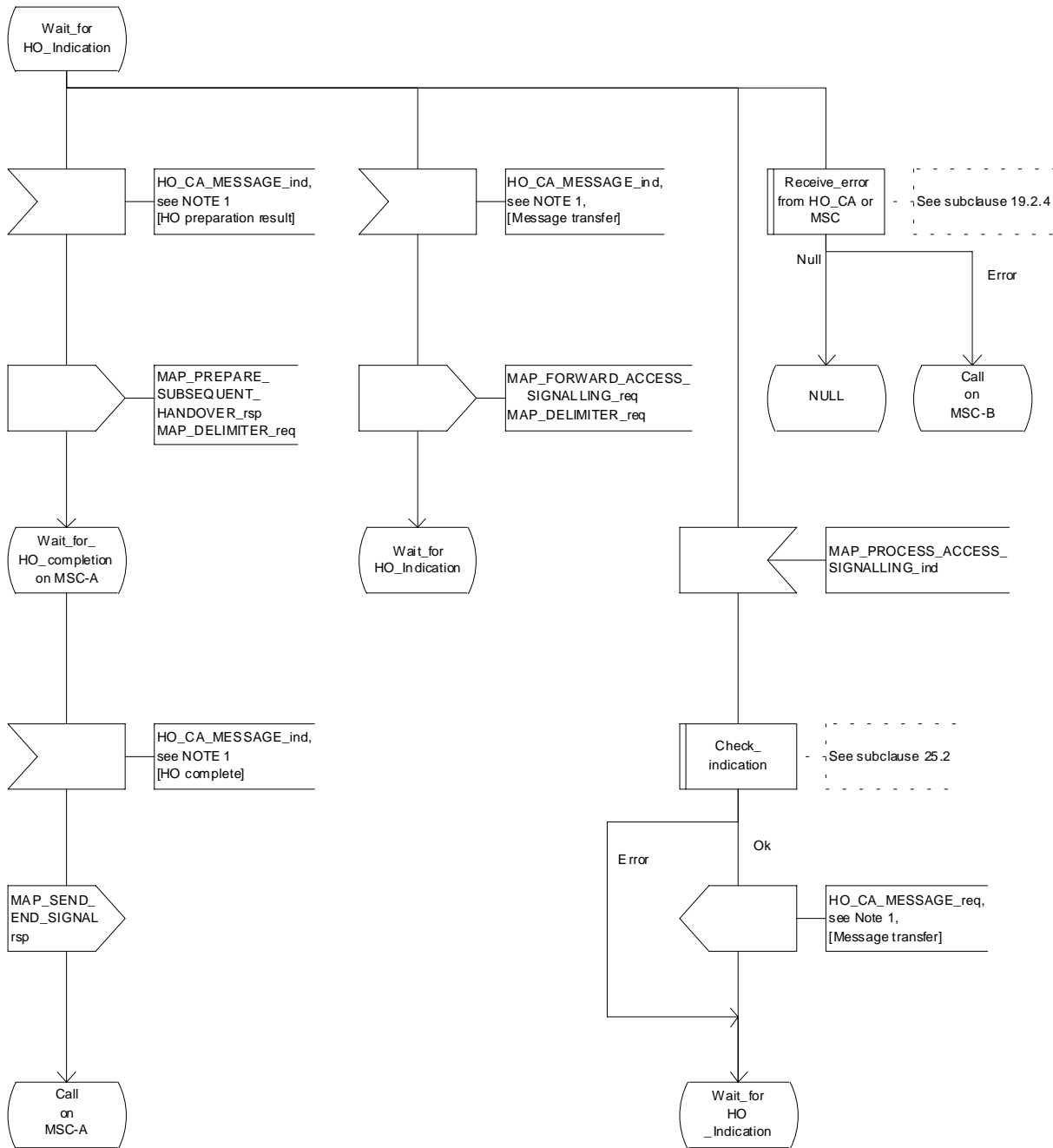


Figure 19.2.2/1 (sheet 7 of 13): Process MSC_A_HO

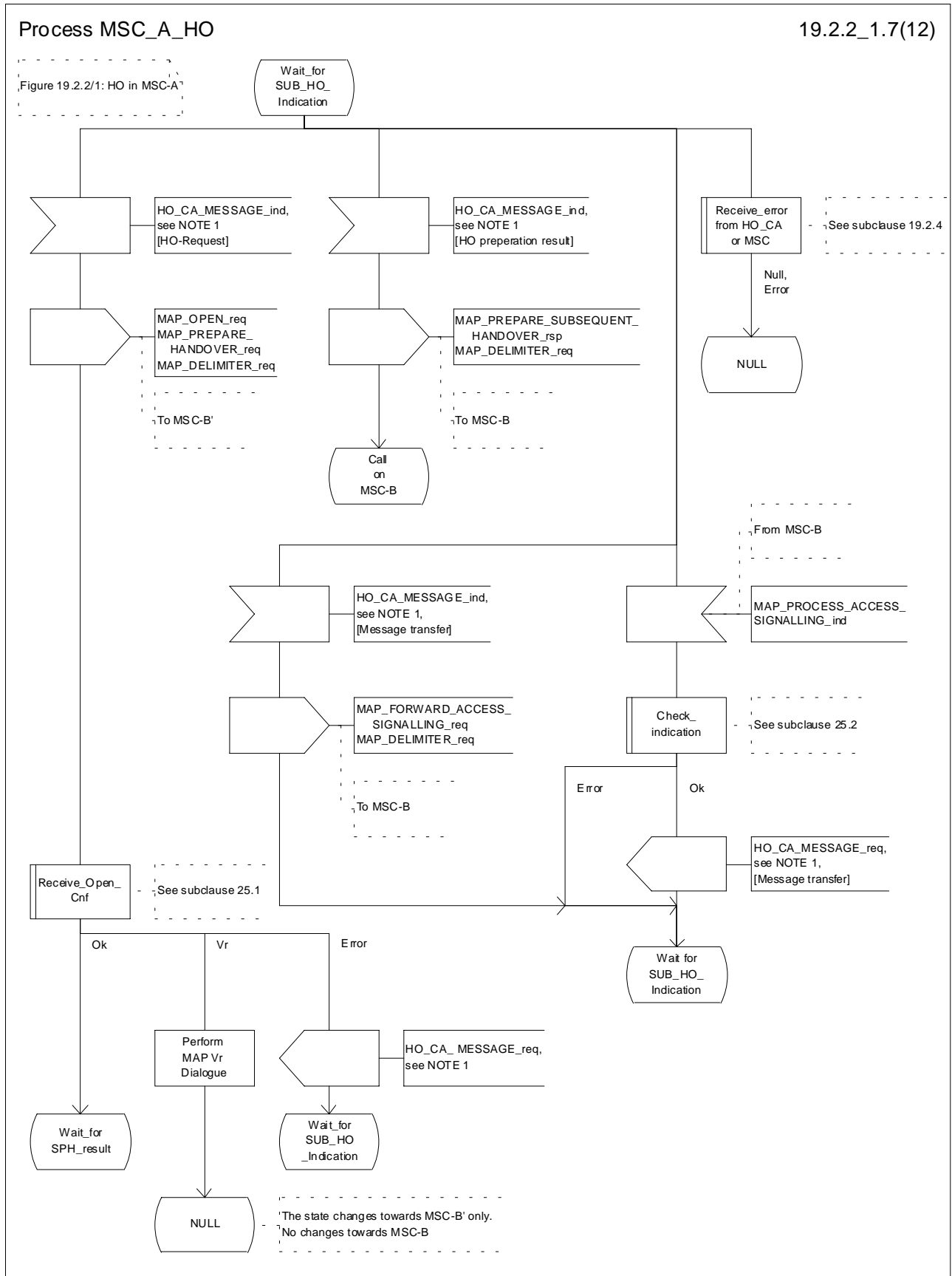


Figure 19.2.2/1 (sheet 8 of 13): Process MSC_A_HO

Process MSC_A_HO

19.2.2_1.8(12)

Figure 19.2.2/1: HO in MSC-A

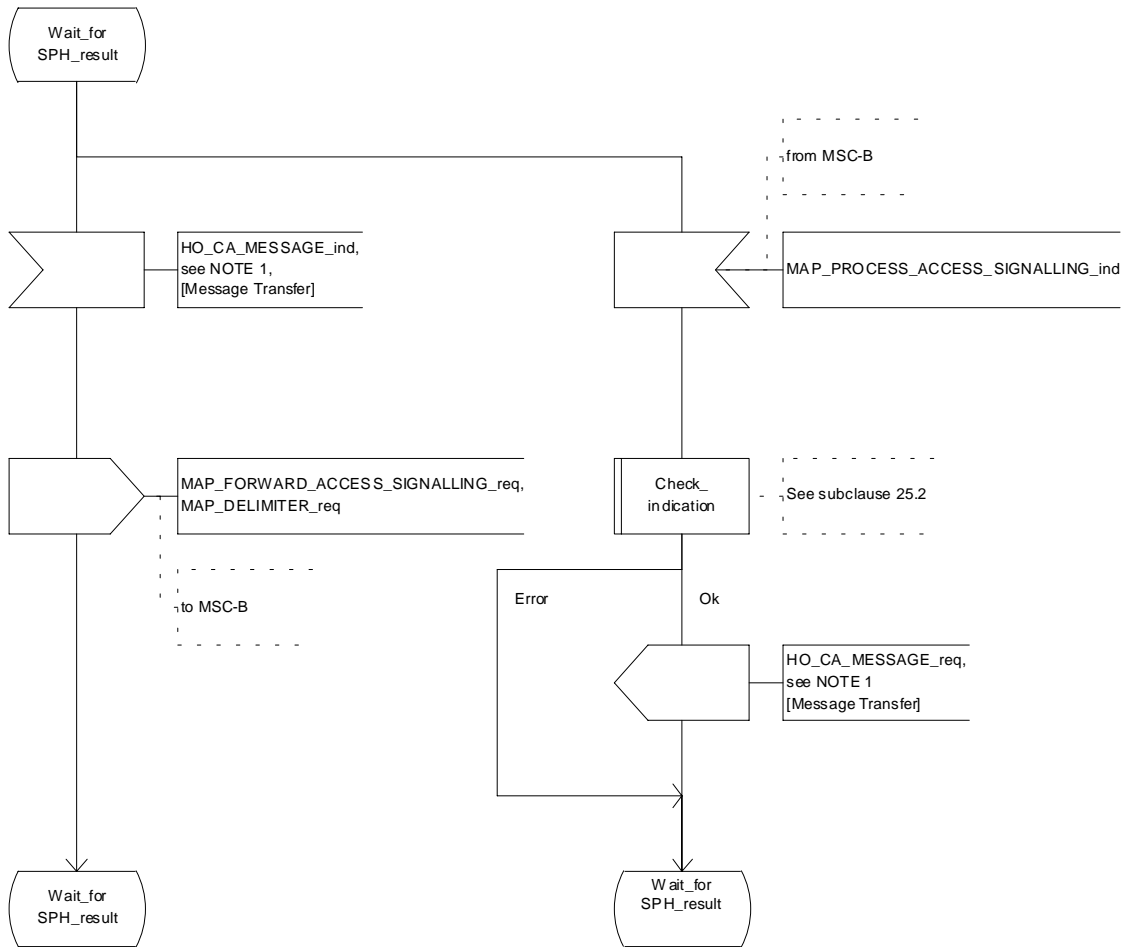


Figure 19.2.2/1 (sheet 9 of 13): Process MSC_A_HO

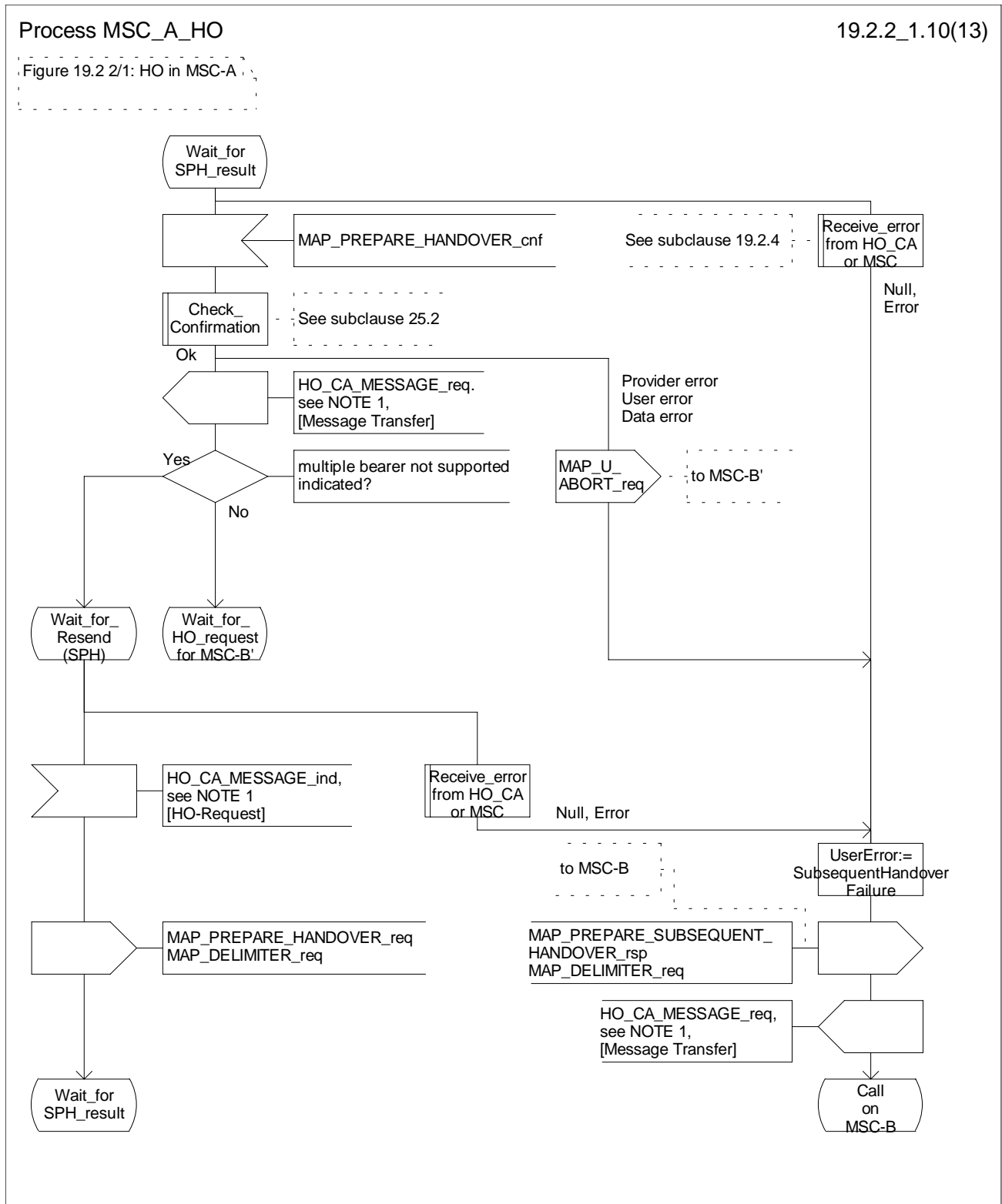


Figure 19.2.2/1 (sheet 10 of 13): Process MSC_A_HO

Process MSC_A_HO

19.2.2_1.10(12)

Figure 19.2.2/1: HO in MSC-A'

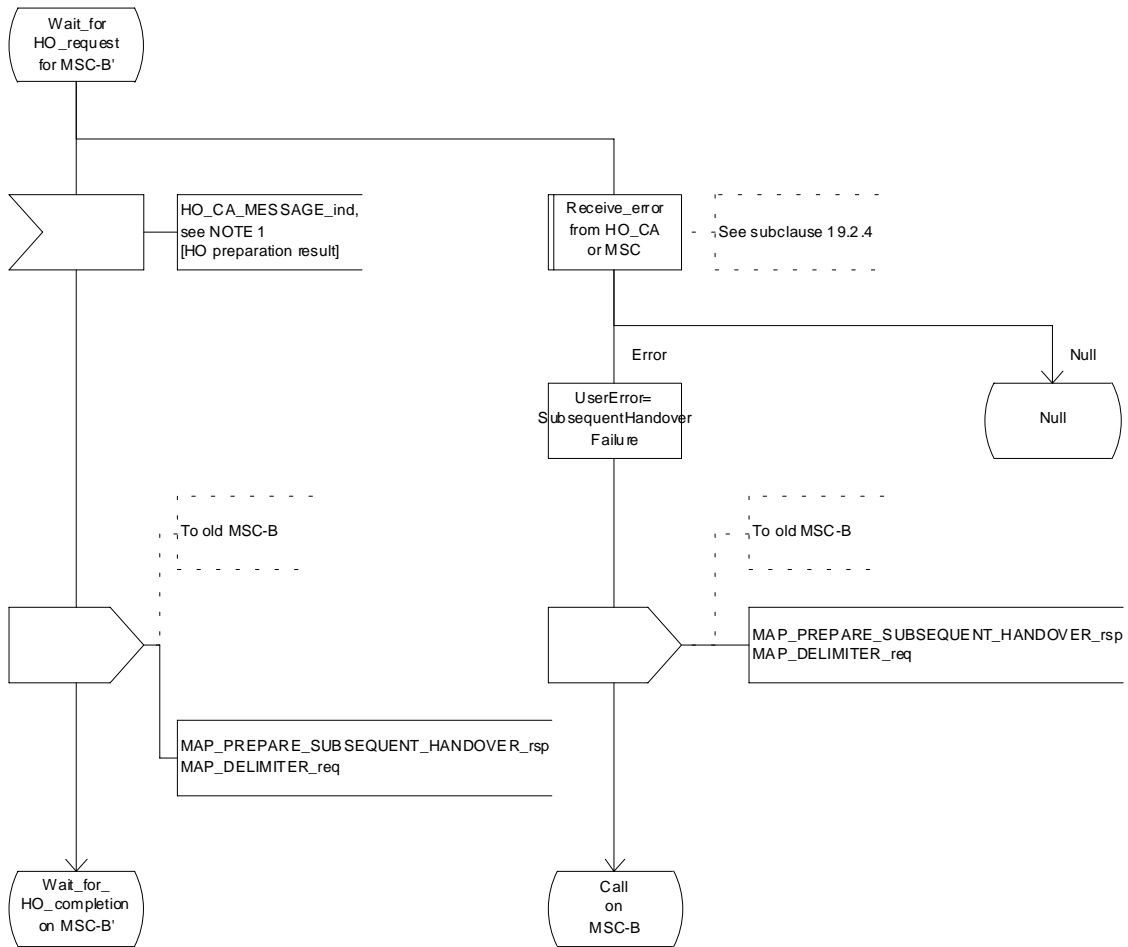


Figure 19.2.2/1 (sheet 11 of 13): Process MSC_A_HO

Process MSC_A_HO

19.2.2_1.11(12)

Figure 19.2.2/1: HO in MSC-A

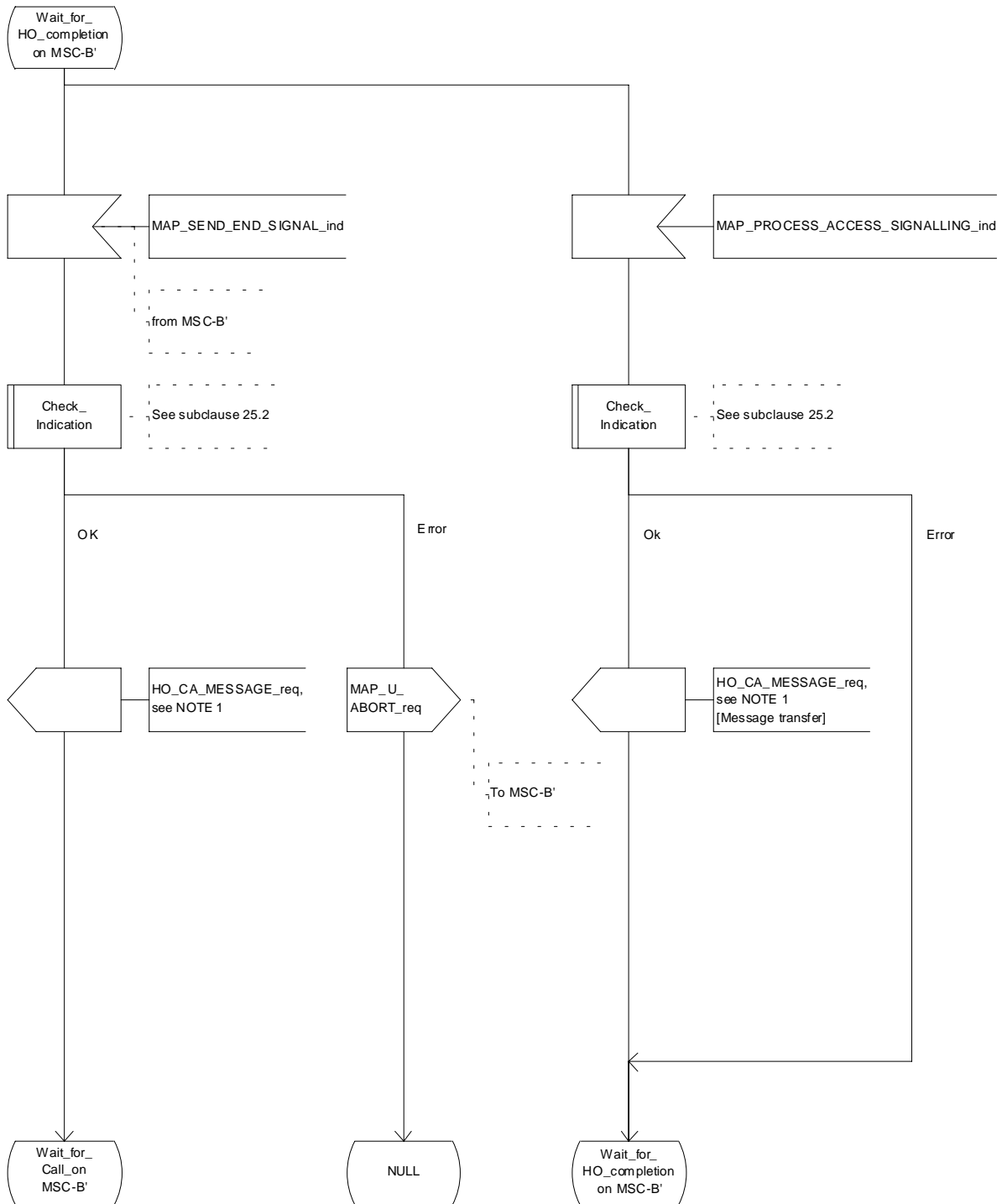


Figure 19.2.2/1 (sheet 12 of 13): Process MSC_A_HO

Process MSC_A_HO

19.2.2_1.12(12)

Figure 19.2.2/1: HO in MSC-A

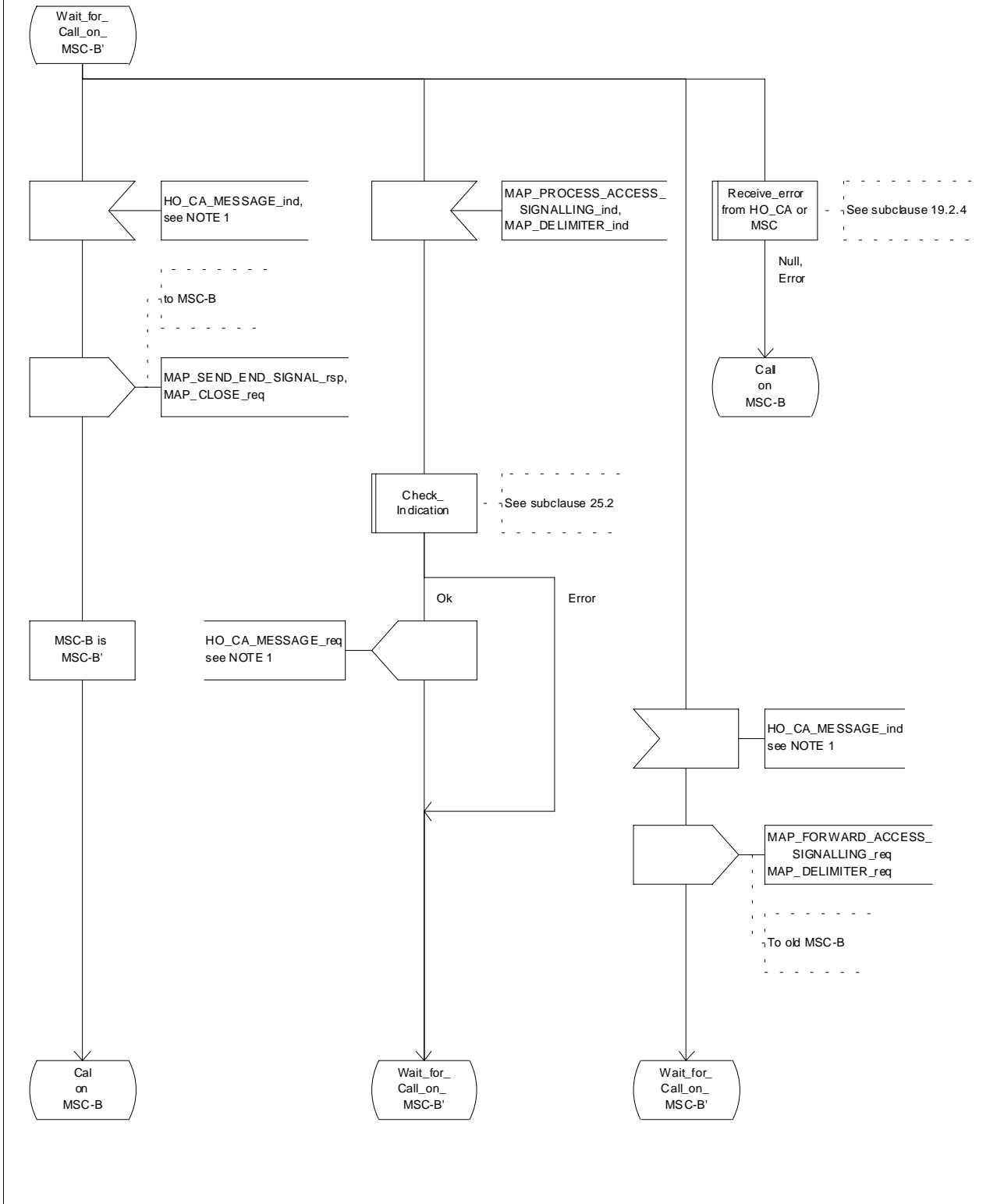


Figure 19.2.2/1 (sheet 13 of 13): Process MSC_A_HO

19.2.3 Handover procedure in MSC-B

This subclause describes the handover or relocation procedure in MSC-B, including the request for a handover or relocation from another MSC (MSC-A), subsequent handover or relocation to a third MSC (MSC-B') or back to the controlling MSC (MSC-A).

19.2.3.1 Basic handover

Opening of the dialogue is described in the macro `Receive_Open_Ind` in subclause 25.1.

When MSC-B process receives a `MAP_PREPARE_HANOVER` indication from MSC-A, MSC-B requests its associated VLR to provide a handover number, unless the parameter `HO-NumberNotRequired` is received in the indication.

When the connection between the MS and MSC-B is established on MSC-B, the Handover Control Application will request the MAP application to indicate this event to MSC-A by invoking the `MAP_SEND_END_SIGNAL` request. When a call is released, MSC-A will inform MSC-B by `MAP_SEND_END_SIGNAL` response and the MAP dialogue between MSC-A and MSC-B is closed.

19.2.3.2 Allocation of handover number

When a handover number is required, a `MAP_ALLOCATE_HANOVER_NUMBER` request will be sent to the VLR. The handover number is received in the `MAP_SEND_HANOVER_REPORT` request, and will be included in the `MAP_PREPARE_HANOVER` response to MSC-A.

When relocation numbers are required, one or several `MAP_ALLOCATE_HANOVER_NUMBER` requests will be sent to the VLR. Each relocation number is received in a `MAP_SEND_HANOVER_REPORT` request, and the collected relocation numbers will be included in the `MAP_PREPARE_HANOVER` response to MSC-A.

As soon as the call from MSC-A using the handover number arrives in MSC-B, MSC-B shall release the handover number in the VLR using the `MAP_SEND_HANOVER_REPORT` response.

As soon as a call from MSC-A using a relocation number arrives in MSC-B, MSC-B shall release the relocation number in the VLR using the `MAP_SEND_HANOVER_REPORT` response.

19.2.3.3 Handling of access signalling

If required by the Handover Control Application, MSC-B invokes the `MAP_PROCESS_ACCESS_SIGNALLING` request containing the information received on the A-interface or the Iu-interface that should be transferred to MSC-A (e.g. call control information).

`MAP_PROCESS_ACCESS_SIGNALLING` is a non-confirmed service and any response from MSC-A will require a `MAP_FORWARD_ACCESS_SIGNALLING` request.

19.2.3.4 Other procedures in stable handover situation

During a call and after handover or relocation, a number of procedures between MSC-A and BSS-B or RNS-B controlled by or reported to MSC-A may be initiated by involving access signalling transfer in both directions.

19.2.3.5 Subsequent handover

The procedure is used when the Handover Control Application in MSC-B has decided that a call is to be handed over or relocated to another MSC (either back to the controlling MSC (MSC-A) or to a third MSC (MSC-B')).

After the `MAP_PREPARE_SUBSEQUENT_HANOVER` response is received from MSC-A, MSC-B will await the disconnection of the call. Once the disconnect is complete, MSC-B will inform its VLR by invoking the `MAP_SEND_HANOVER_REPORT` confirmation. VLR-B will then release the allocated handover number.

The subsequent handover procedure is shown in figure 19.2/3.

19.2.3.6 SDL Diagrams

The SDL diagrams on the following pages describe the user process in MSC-B for the procedures described in this subclause.

The services used are defined in subclause 8.4.

NOTE 1: The message primitives HO_CA_MESSAGE in the SDL-diagrams are used to show the internal co-ordination between the MAP application and the Handover Control Application. For a detailed description of the co-ordination between the applications for the handover procedure, see 3G TS 23.009.

NOTE 2: The order in the SDL diagrams to allocate first the handover number and then the radio resources is not binding.

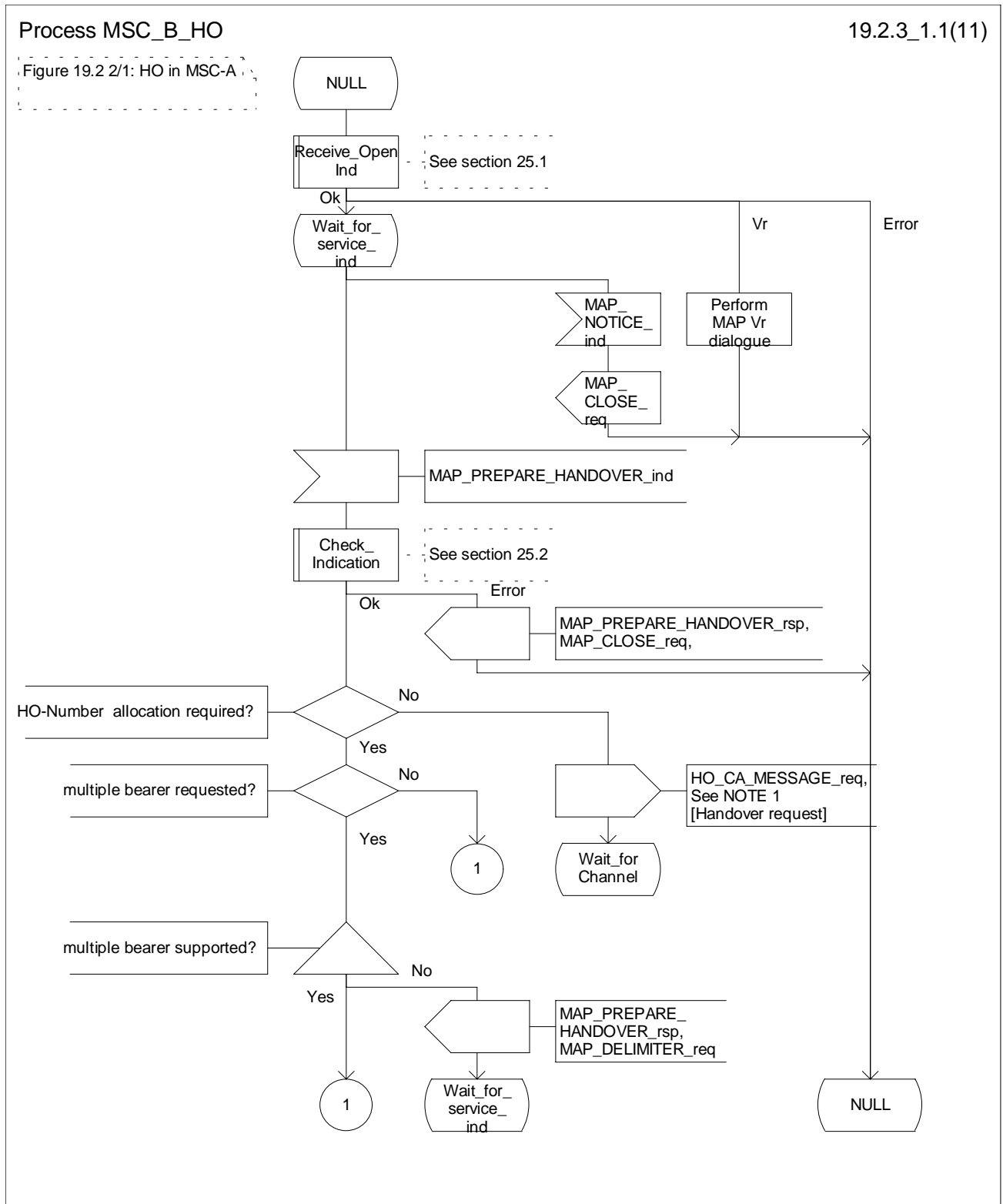


Figure 19.2.3/1 (sheet 1 of 11): Process MSC_B_HO

Process MSC_B_HO

19.2.3_1.2(11)

Figure 19.2.3/1: HO in MSC-B

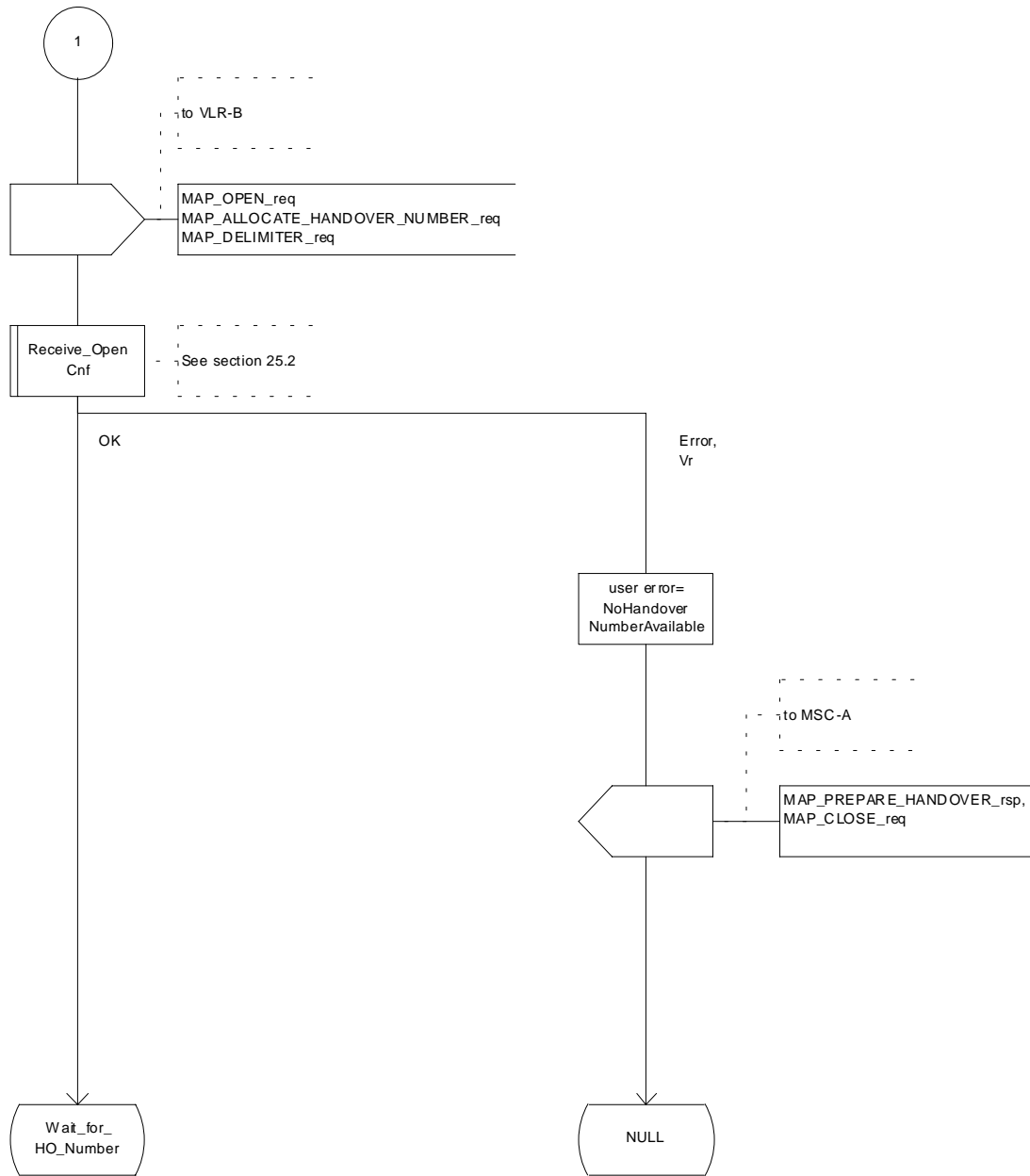


Figure 19.2.3/1 (sheet 2 of 11): Process MSC_B_HO

Process MSC_B_HO

19.2.3_1.3(11)

Figure 19.2.3/1: HO in MSC-B

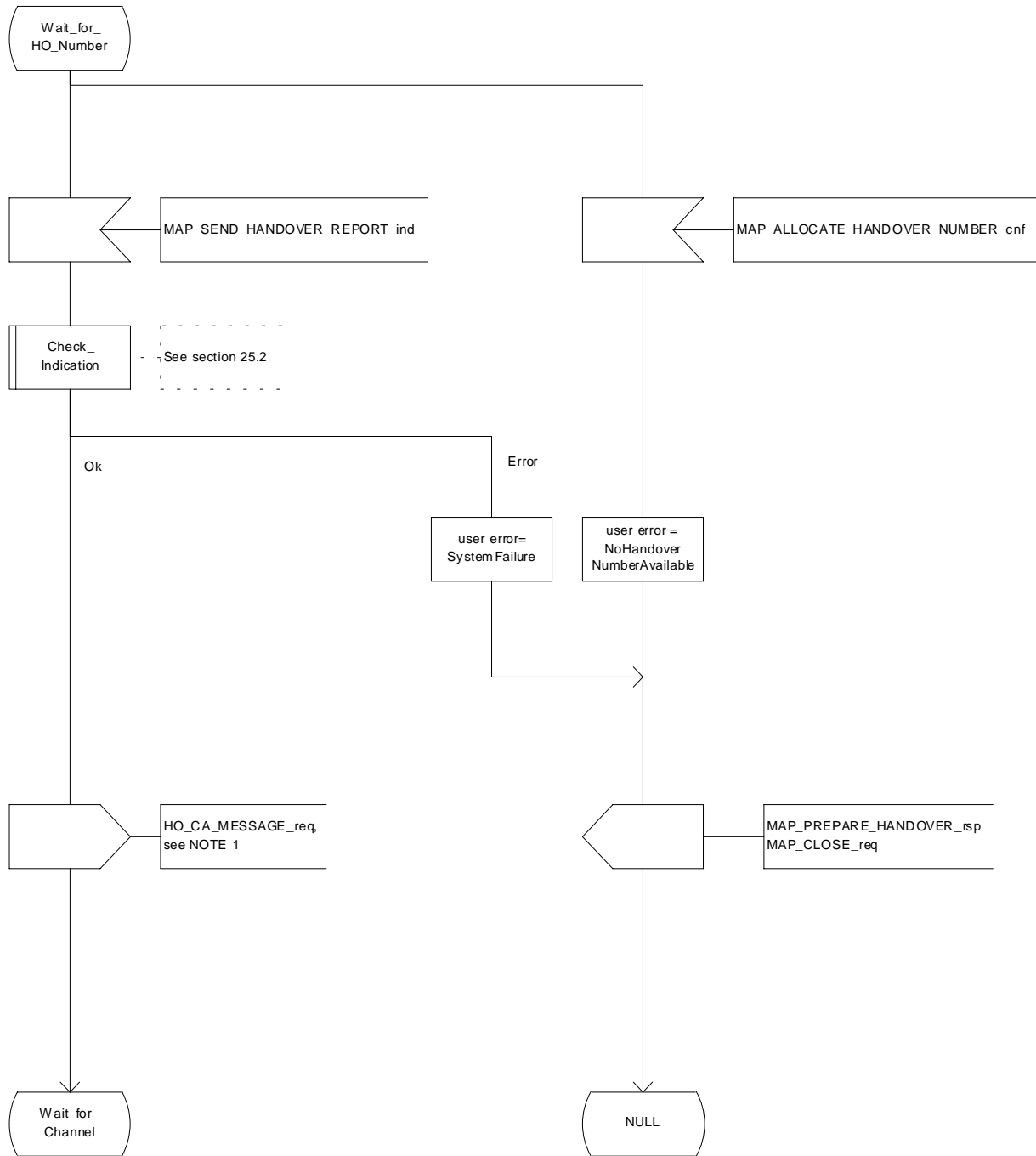


Figure 19.2.3/1 (sheet 3 of 11): Process MSC_B_HO

Process MSC_B_HO

19.2.3_1.4(11)

Figure 19.2.3/1: HO in MSC-B

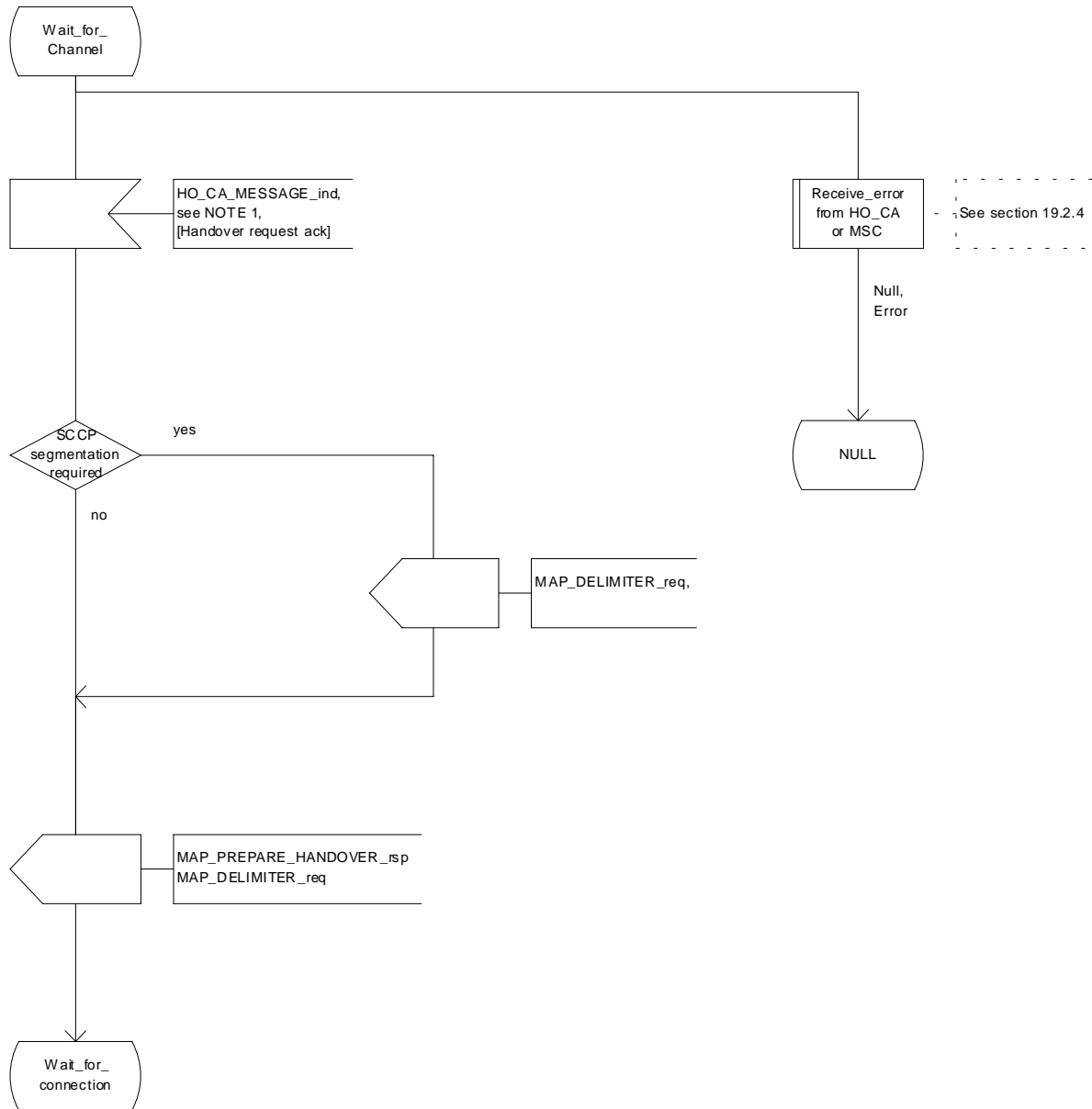


Figure 19.2.3/1 (sheet 4 of 11): Process MSC_B_HO

Process MSC_B_HO

19.2.3_1.5(11)

Figure 19.2.3/1: HO in MSC-B

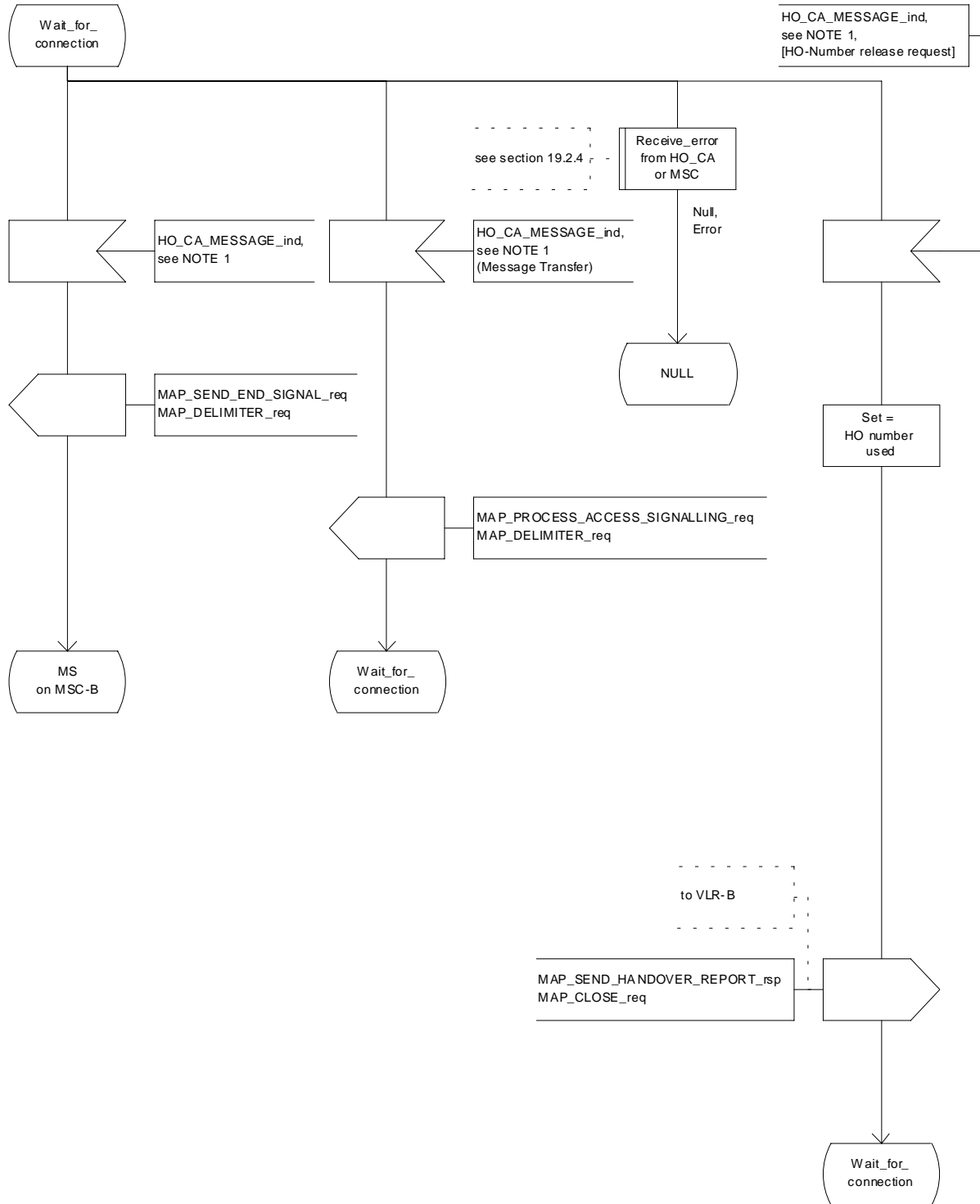


Figure 19.2.3/1 (sheet 5 of 11): Process MSC_B_HO

Process MSC_B_HO

19.2.3_1.6(11)

Figure 19.2.3/1: HO in MSC-B

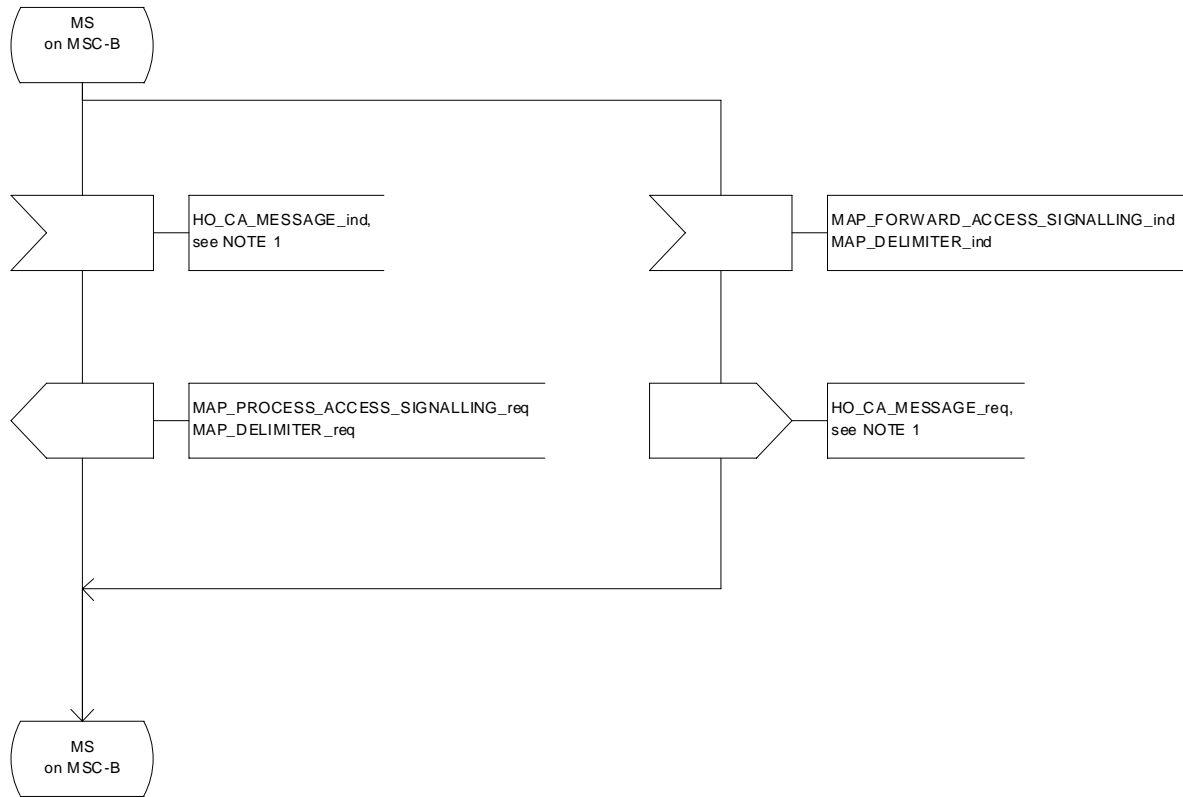


Figure 19.2.3/1 (sheet 6 of 11): Process MSC_B_HO

Process MSC_B_HO

19.2.3_1.7(11)

Figure 19.2.3/1: HO in MSC-B

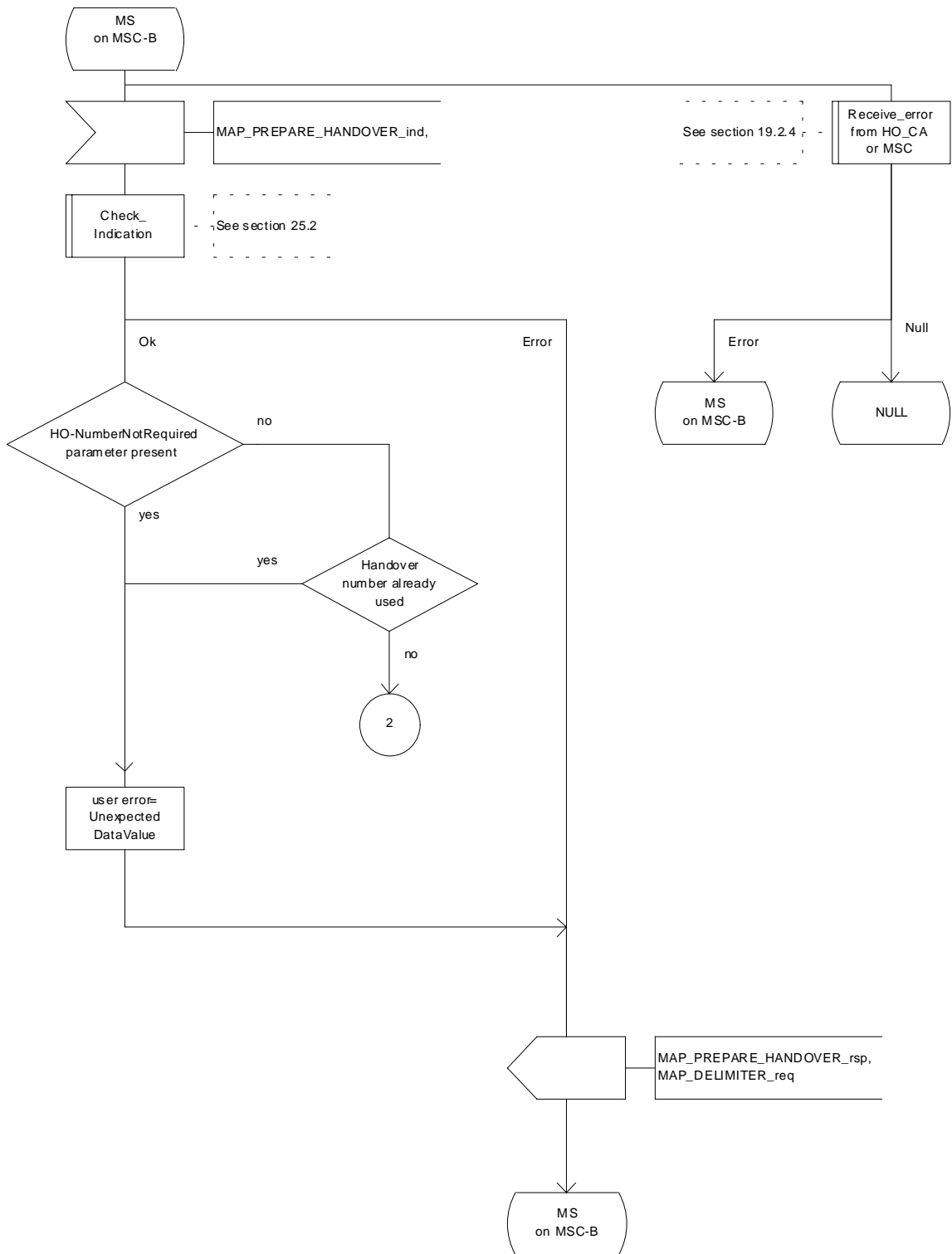


Figure 19.2.3/1 (sheet 7 of 11): Process MSC_B_HO

Process MSC_B_HO

19.2.3_1.8(11)

Figure 19.2.3/1: HO in MSC-B

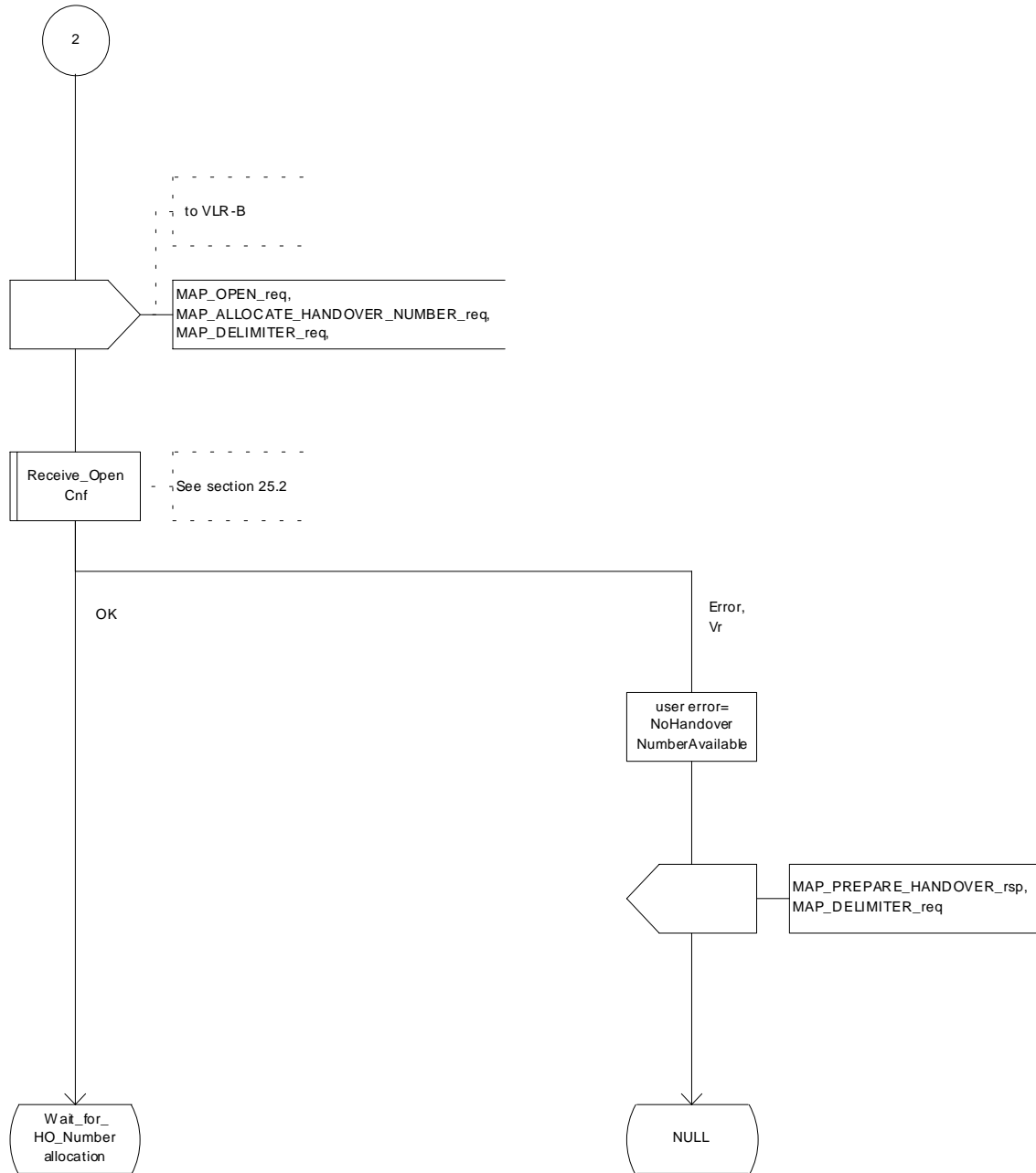


Figure 19.2.3/1 (sheet 8 of 11): Process MSC_B_HO

Process MSC_B_HO

19.2.3_1.9(11)

Figure 19.2.3/1: HO in MSC-B

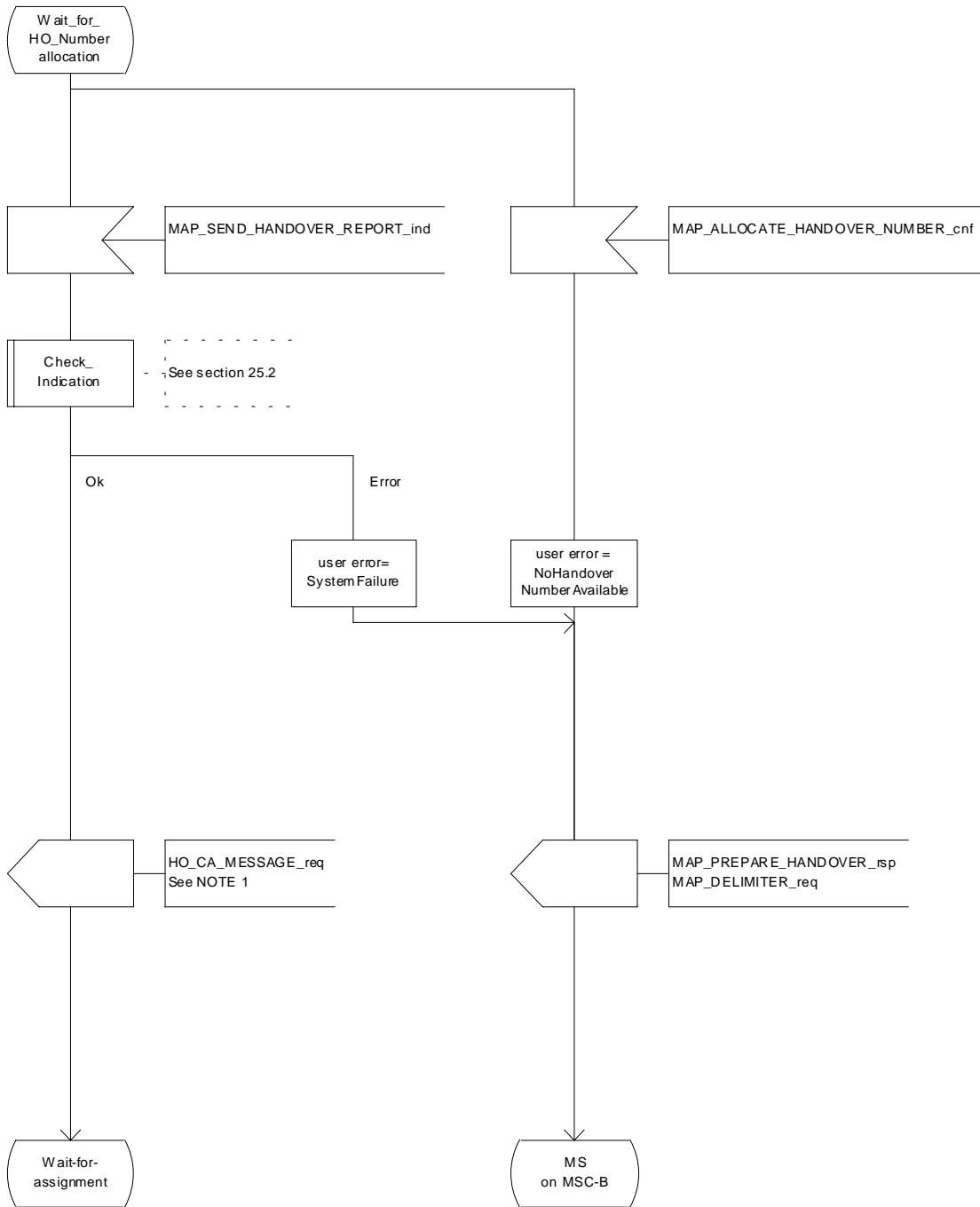


Figure 19.2.3/1 (sheet 9 of 11): Process MSC_B_HO

Process MSC_B_HO

19.2.3_1.10(11)

Figure 19.2.3/1: HO in MSC-B

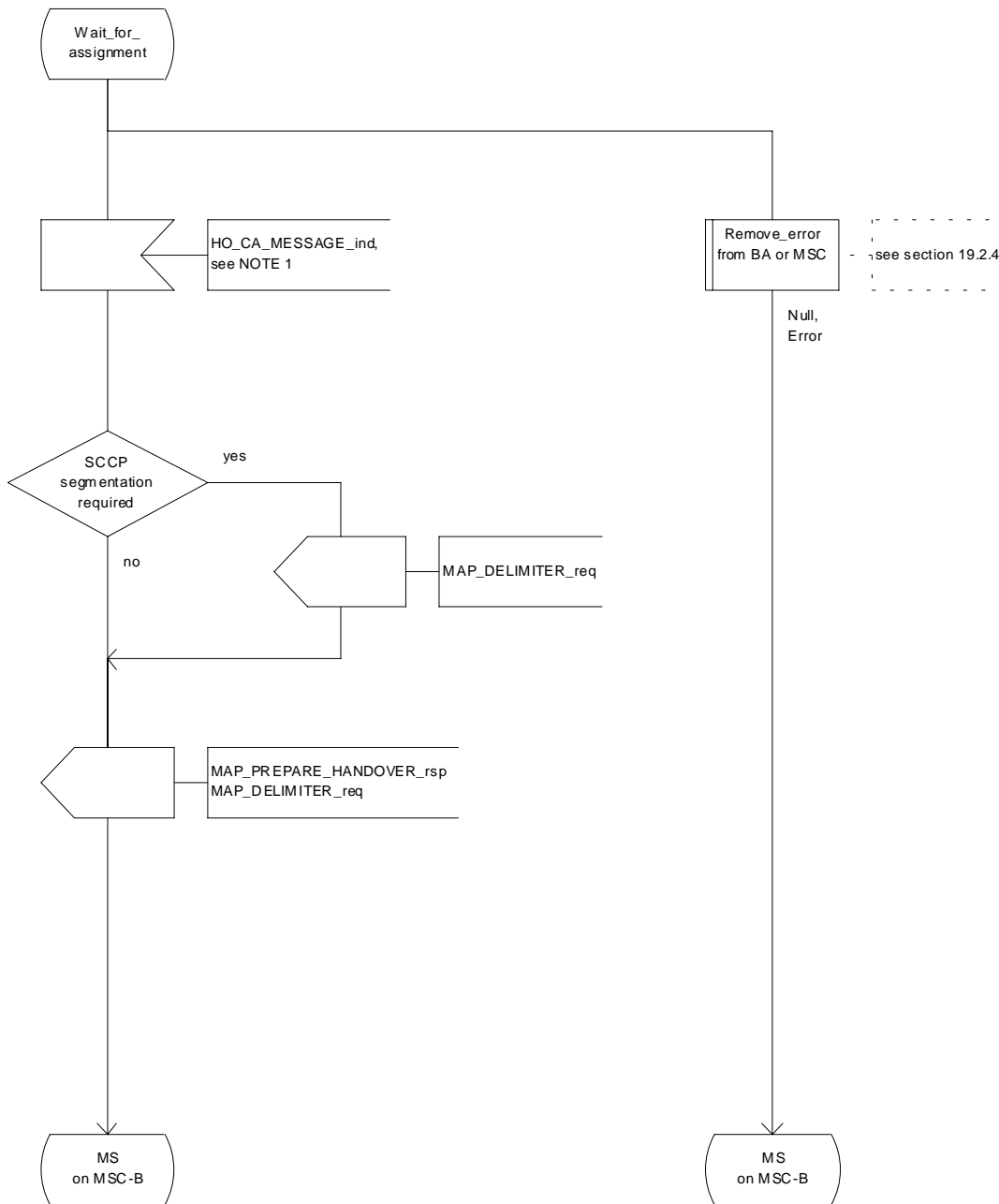


Figure 19.2.3/1 (sheet 10 of 11): Process MSC_B_HO

Process MSC_B_HO

19.2.3_1.11(11)

Figure 19.2.3/1: HO in MSC-B

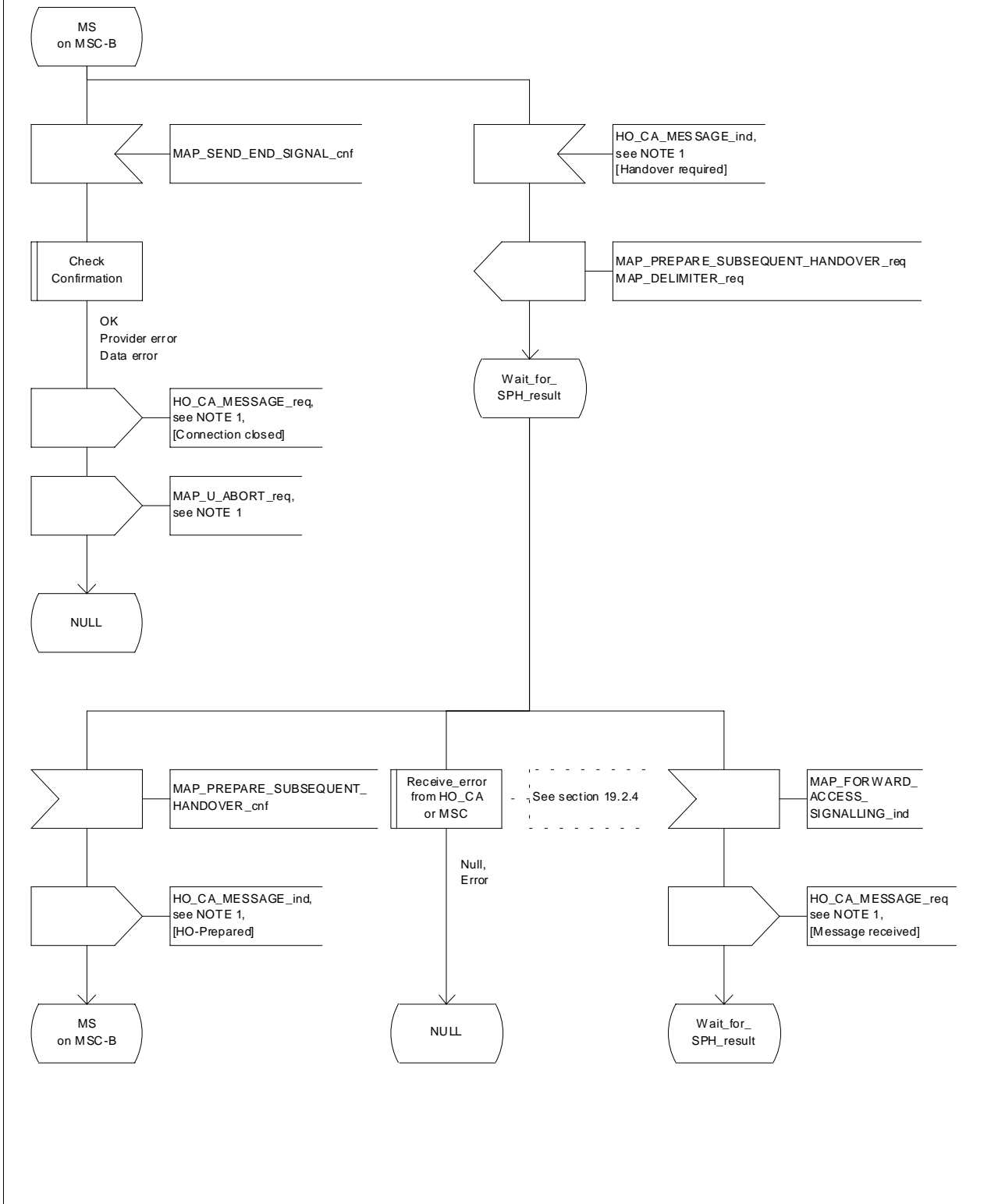


Figure 19.2.3/1 (sheet 11 of 11): Process MSC_B_HO

19.2.4 Handover error handling macro

This macro is used for the handover procedures to receive errors from the MSCs and from the Handover Control Application at any state of a handover process.

If a MAP_NOTICE indication is received, the Handover Control Application is informed and the actual situation is kept and the Handover Control Application decides how the handover or relocation process should continue. In all other cases the MSC is returned to a "NULL" state.

Macrodefinition Receive_error_from_HO_CA_or_MSC

19.2.4_1(1)

Figure 19.2.4/1: Macro Receive_error_from_HO_CA_or_MSC

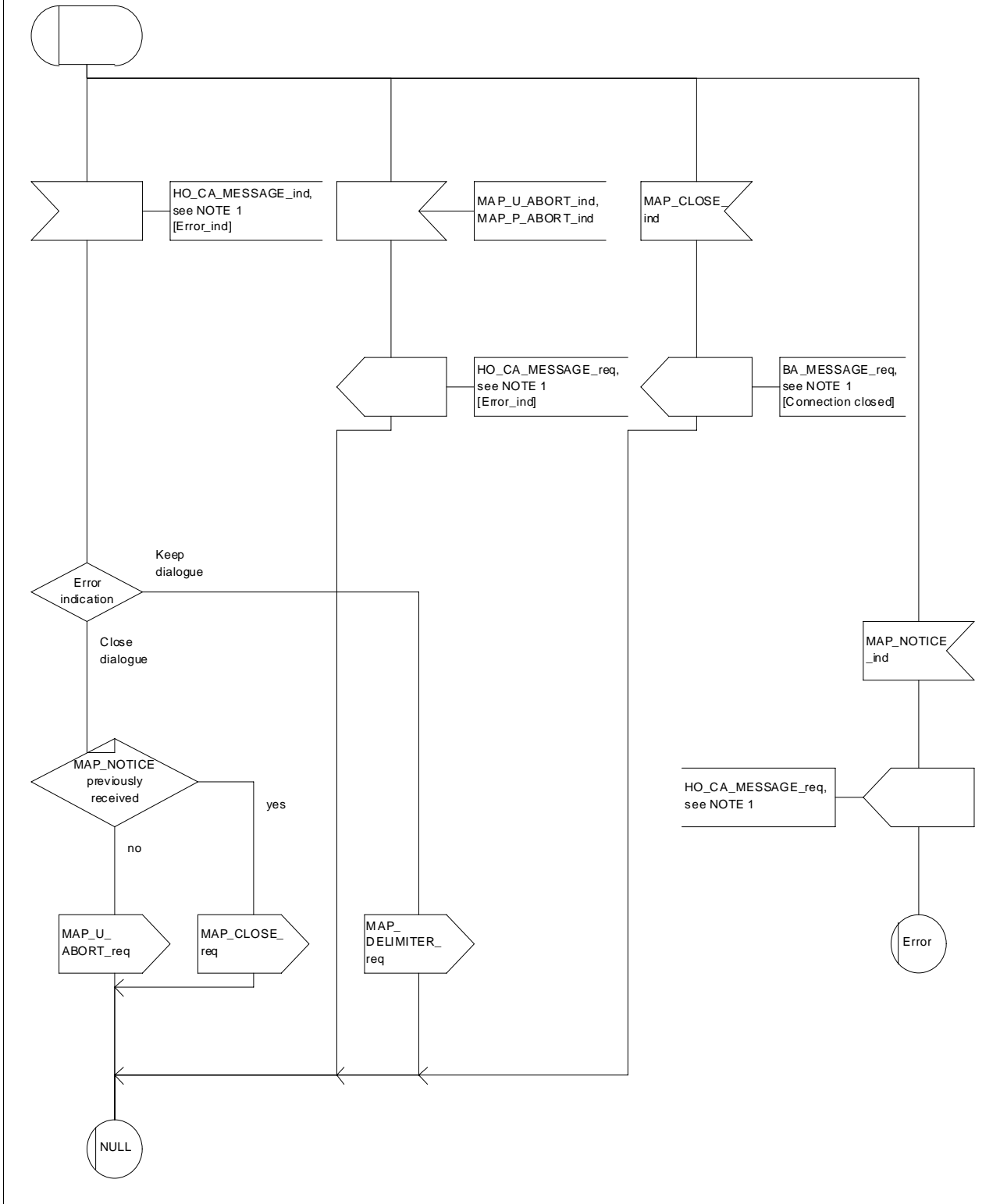


Figure 19.2.4/1: Macro Receive_error_from_HO_CA_or_MSC

19.2.5 Handover procedure in VLR

19.2.5.1 Allocation of handover number

When receiving the MAP_ALLOCATE_HANOVER_NUMBER indication, the VLR will determine whether a handover number is available. If no handover number is available, this will be indicated by a MAP_ALLOCATE_HANOVER_NUMBER response with the appropriate error.

The handover number allocated will otherwise be returned to MSC-B in the MAP_SEND_HANOVER_REPORT request.

The handover number will be reserved until a MAP_SEND_HANOVER_REPORT confirmation is received from MSC-B.

19.2.5.2 SDL Diagrams

The SDL diagrams on the following pages describe the user processes in VLR for the procedures described in this subclause.

The services used are defined in subclause 8.4.

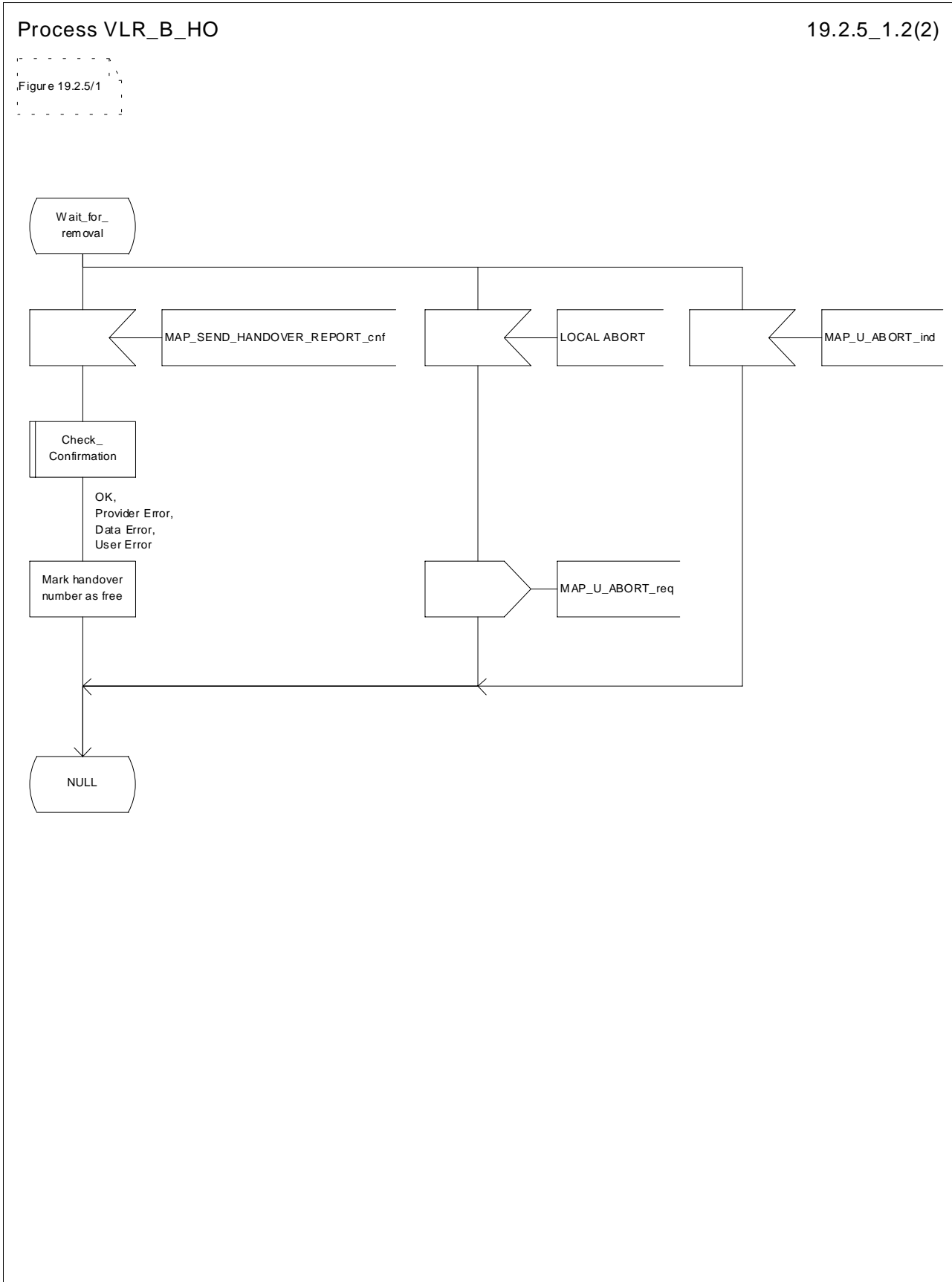


Figure 19.2.5/1 (sheet 2 of 2): Process VLR_B_HO

19.3 Fault recovery procedures

After a fault of a location register, the fault recovery procedures ensure that the subscriber data in the VLR or in the SGSN become consistent with the subscriber data that are stored in the HLR for the MS concerned and that the location information in HLR, VLR and SGSN reflect accurately the current location of the MS.

The detailed specification of fault recovery procedures of location registers is given in GSM 03.07.

19.3.1 VLR fault recovery procedures

The following processes are involved with the restoration of one IMSI record in the VLR:

- In case of a location registration request from the MS:
 - Update_Location_Area_VLR subclause 19.1.1.3;
 - Update_Location_HLR subclause 19.1.1.4.
- In case of a mobile terminated call:
 - PRN_VLR subclause 21.2.4;
 - RESTORE_DATA_VLR subclause 21.2.4;
 - RESTORE_DATA_HLR subclause 19.3.3;
 - ICS_VLR subclause 21.3.3.

After a restart, the VLR shall erase all IMSI records affected by the failure and shall cause all affected TMSIs and all affected LMSIs to become invalid. There will be no subscriber data or location information stored for an affected MS until after the VLR has received either a MAP_PROVIDE_ROAMING_NUMBER indication or a MAP_UPDATE_LOCATION_AREA indication for that MS. Restoration of subscriber data in the VLR is triggered individually for each IMSI record by receipt of either of these indications.

Reception of either a MAP_UPDATE_LOCATION_AREA indication or a MAP_PROVIDE_ROAMING_NUMBER indication with an IMSI that is unknown in the VLR causes creation of a skeleton IMSI record that is marked as:

- not confirmed by radio contact by the indicator "Confirmed by Radio Contact" (The function of this indicator is described in GSM 03.07), and
- not confirmed by HLR by the indicator "Confirmed by HLR" (The function of this indicator is described in GSM 03.07).

A third indicator "Location Information Confirmed in HLR" is allocated to each IMSI record in the VLR (The function of this indicator is described in GSM 03.07).

The indicator "Location Information Confirmed in HLR" shall be checked whenever authenticated radio contact with an MS has been established. The status "Not Confirmed" of this indicator shall force the VLR to invoke the MAP_UPDATE_LOCATION service but it shall never cause rejection of a mobile originated request. The status is changed from "Not Confirmed" to "Confirmed" only after successful completion of a MAP_UPDATE_LOCATION procedure for the MS concerned.

If the VLR serves only one MSC, the indicator "Location Information Confirmed in HLR" is only relevant to the HLR restoration procedure and an initial value must be assigned when an IMSI record is created in the VLR:

- if the IMSI record was created due to a roaming number request, the initial value must be set to "Confirmed";
- if reception of a MAP_UPDATE_LOCATION_AREA indication causes creation of the IMSI record, the initial value must be "Not Confirmed".

If the VLR serves more than one MSC, the indicator "Location Information Confirmed in HLR" is used in the VLR restoration procedure as well as in the HLR restoration procedure. When an IMSI record is created in the VLR, the indicator must be set to "Not Confirmed".

VLR restoration triggered by a location registration request

Upon receipt of a MAP_UPDATE_LOCATION_AREA indication, the VLR retrieves authentication data from the HLR by using the MAP_SEND_AUTHENTICATION_INFO service if authentication is required and if no authentication data are available in the VLR for the IMSI concerned (see figure 19.1.1/6).

Receipt of a MAP_UPDATE_LOCATION_AREA indication for an MS whose IMSI is unknown in the VLR or whose data stored in the VLR are marked as "Not Confirmed" by the indicator "Confirmed by HLR" and/or by the indicator "Location Information Confirmed in HLR" forces the VLR to invoke the MAP_UPDATE_LOCATION service after successful authentication, if required. The location updating procedure is performed as described in subclause 19.1.

Any other mobile originated request from an MS whose IMSI is unknown in the VLR or whose subscriber data stored in the VLR are marked as "Not Confirmed" by the indicator "Confirmed by HLR" shall be rejected with error cause "Unidentified Subscriber". This causes the MS to trigger the location registration procedure.

After successful completion of the MAP_UPDATE_LOCATION procedure, the indicators "Confirmed by HLR" and "Location Information Confirmed in HLR" are set to "Confirmed".

The indicator "Confirmed by Radio Contact" is set to "Confirmed" when the radio contact with the MS is authenticated.

VLR restoration triggered by a roaming number request

Figure 19.3/1 illustrates the signalling sequence for restoration of an IMSI record in the VLR triggered by a mobile terminating call set-up.

Upon receipt of a MAP_PROVIDE_ROAMING_NUMBER indication for an IMSI that is unknown in the VLR and for which authentication is required, the VLR retrieves authentication data from the HLR by using the MAP_SEND_AUTHENTICATION_INFO service after an MSRN has been sent to the HLR in the MAP_PROVIDE_ROAMING_NUMBER response.

Receipt of a MAP_PROVIDE_ROAMING_NUMBER indication for an MS whose IMSI is unknown in the VLR or whose data record in the VLR is marked as "Not Confirmed" by the indicator "Confirmed by HLR" forces the VLR to request subscriber data from the HLR by sending a MAP_RESTORE_DATA request which triggers one or more INSERT_SUBSCRIBER_DATA operations from the HLR. The MAP_RESTORE_DATA request may also be used to send the LMSI to the HLR.

The MAP_RESTORE_DATA process in the VLR is described in subclause 21.2.4.

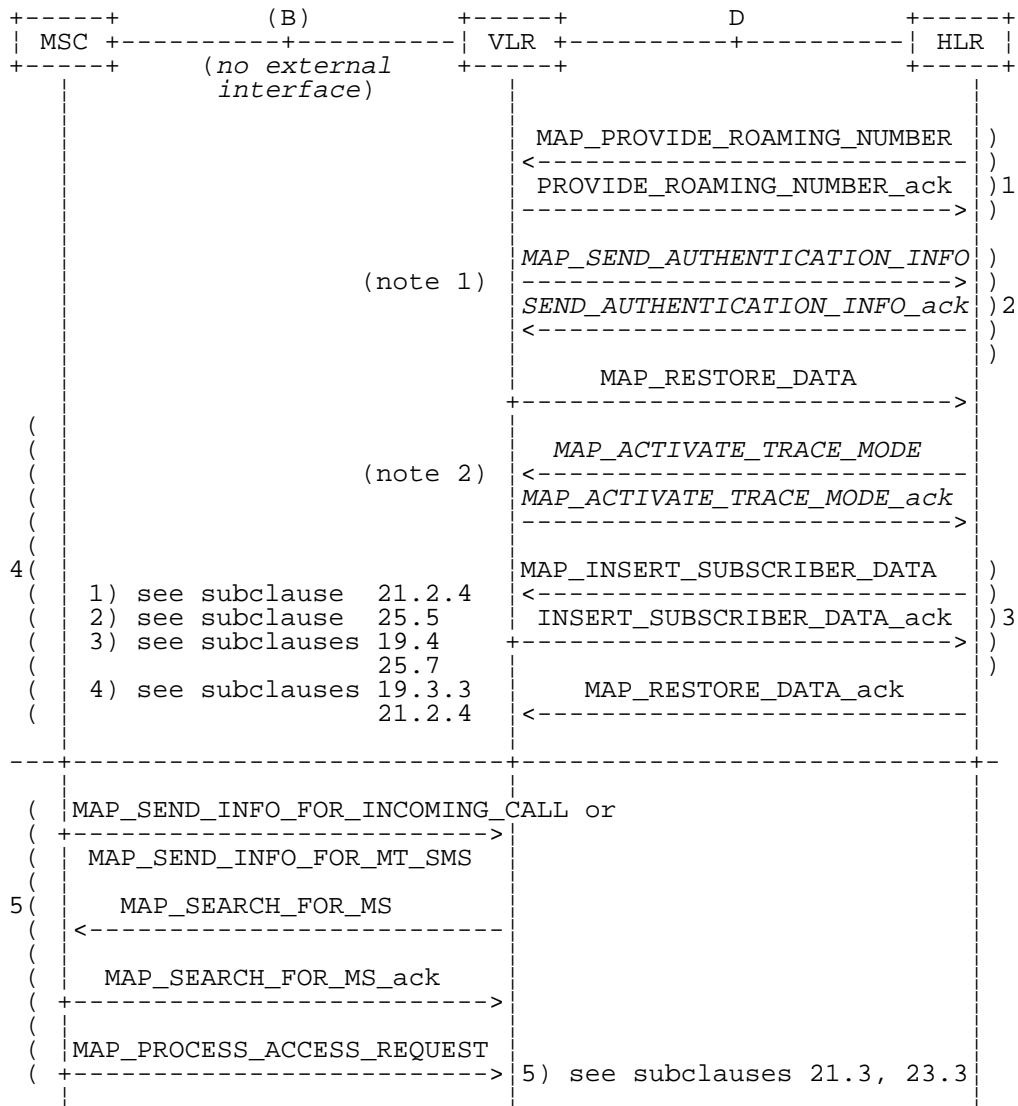
The MAP_RESTORE_DATA process in the HLR is described in subclause 19.3.3.

After successful completion of the MAP_RESTORE_DATA procedure, the indicator "Confirmed by HLR" is set to "Confirmed".

If restoration of an IMSI record was triggered by a MAP_PROVIDE_ROAMING_NUMBER indication (i.e. by a mobile terminating call), the VLR has no valid Location Area Identity information for the MS concerned before successful establishment of the first authenticated radio contact. Upon receipt of a MAP_SEND_INFO_FOR_INCOMING_CALL indication from the MSC (see 5 in figure 19.3/1) for an MS whose subscriber data are marked as "Confirmed" by the indicator "Confirmed by HLR" but not confirmed by radio contact, the VLR shall invoke a "MAP_SEARCH_FOR_MS" instead of a "MAP_PAGE".

A MAP_SEARCH_FOR_MS shall also be performed if the VLR receives a MAP_SEND_INFO_FOR_MT_SMS indication from the MSC for an MS whose IMSI record is marked as "Confirmed" by the indicator "Confirmed by HLR" but not confirmed by radio contact.

The indicator "Confirmed by Radio Contact" is set to "Confirmed" when authenticated radio contact caused by a mobile originated or a mobile terminated activity is established.



NOTE 1: If authentication required.
 NOTE 2: If subscriber tracing active in HLR.

Figure 19.3/1: Procedures related to restoration of VLR in case of mobile terminated call set-up

19.3.2 HLR fault recovery procedures

The following processes are involved with the restart of the HLR:

- HLR_RESTART subclause 19.3.2;
- REC_RESET_IN_VLR subclause 19.3.2;
- REC_RESET_IN_SGSN subclause 19.3.2.

In the case of a location registration request from the MS, the following processes are involved with the HLR restoration procedure:

- Update_Location_Area_VLR subclause 19.1.1.3;
- Update_Location_HLR subclause 19.1.1.4;
- Update_GPRS_Location_HLR subclause 19.1.1.4;
- GPRS_Update_Location_Area_VLR subclause 19.1.1.3;

- SGSN_Update_HLR subclause 19.1.1.8.

In the case of a mobile originated service request, the

- Macro Process_Access_Request_VLR subclause 25.4.2; and the
- Process Update_Location_HLR subclause 19.1.1.4,

are involved with the HLR restoration procedure.

For the HLR, periodic back-up of data to non-volatile memory is mandatory.

Data that have been changed in the period of time after the last back-up storage and before the restart of the HLR cannot be recovered by reload from the non-volatile memory. Therefore, a restoration procedure is triggered individually for each IMSI record that has been affected by the HLR fault at the first authenticated radio contact that is established with the MS concerned.

The HLR restoration procedure forces updating of MSC number, VLR number, SGSN number and, if provided by the VLR, LMSI in the HLR. Consistency of subscriber data that are stored in the VLR or in the SGSN for an MS that has been affected by a HLR fault with the subscriber data stored in the HLR for this MS will be achieved.

As an implementation option, a notification can be forwarded to the MS to alert the subscriber to check the parameters for supplementary services that allow subscriber controlled input (MAP_FORWARD_CHECK_SS_INDICATION service). If the VLR receives this notification from the HLR it shall forward the notification to the MS. If the Gs-interface is present the VLR shall not forward this notification.

Figures 19.3/2 and 19.3/9 illustrates the signalling sequence for HLR restoration.

After a restart, the home location register performs the following actions for the subscriber data records that have been affected by the HLR fault (see figure 19.3/3):

- reload all data from the non-volatile back-up;
- if the MAP_FORWARD_CHECK_SS_INDICATION service is implemented, mark each subscriber record "SS Check Required" by setting the "Check SS" indicator;
- set subscriber tracing deactive in the VLR for each of its Mss;
- reset the "MS Purged" flag for each of its MSs;
- send a MAP_RESET request to the VLRs where its MSs are located (see figure 19.3/4).
- send a MAP_RESET request to the SGSNs where its MSs are located (see figure 19.3/7).

The MAP_RESET request contains the HLR number and optionally the HLR Identity List.

When receiving a MAP_RESET indication, the VLR or the SGSN will derive all involved MSs of that HLR either from the HLR Identity List (if present), or from the HLR number. The VLR or the SGSN will then mark these MSs with the indicator "Location Information Confirmed in HLR" set to "Not Confirmed" and will deactivate all subscriber tracings for these Mss (see figures 19.3/5 and 19.3/8).

The status "Not Confirmed" of the indicator "Location Information Confirmed in HLR" forces the VLR to invoke the MAP_UPDATE_LOCATION service after establishment of authenticated radio contact with the MS concerned.

Also the status "Not Confirmed" of the indicator "Location Information Confirmed in HLR" forces the SGSN to invoke the MAP_UPDATE_GPRS_LOCATION service after establishment of authenticated radio contact with the MS concerned.

The MAP_UPDATE_LOCATION procedure is performed as described in subclause 19.1.

After receipt of the MAP_UPDATE_LOCATION or the MAP_UPDATE_GPRS_LOCATION acknowledgement containing the HLR number, the status of the indicator "Location Information Confirmed in HLR" is changed to "Confirmed".

If the MAP_UPDATE_LOCATION procedure is unsuccessful for any reason, the status of the indicator "Location Information Confirmed in HLR" remains unchanged except for the case that the IMSI record in the VLR is deleted

because either of the errors "Unknown Subscriber" or "Roaming Not Allowed" has been received from the HLR in response to a MAP_UPDATE_LOCATION request.

If the MAP_UPDATE_GPRS_LOCATION procedure is unsuccessful for any reason, the status of the indicator "Location Information Confirmed in HLR" remains unchanged except for the case that the IMSI record in the SGSN is deleted because either of the errors "Unknown Subscriber" or "Roaming Not Allowed" has been received from the HLR in response to a MAP_UPDATE_GPRS_LOCATION request.

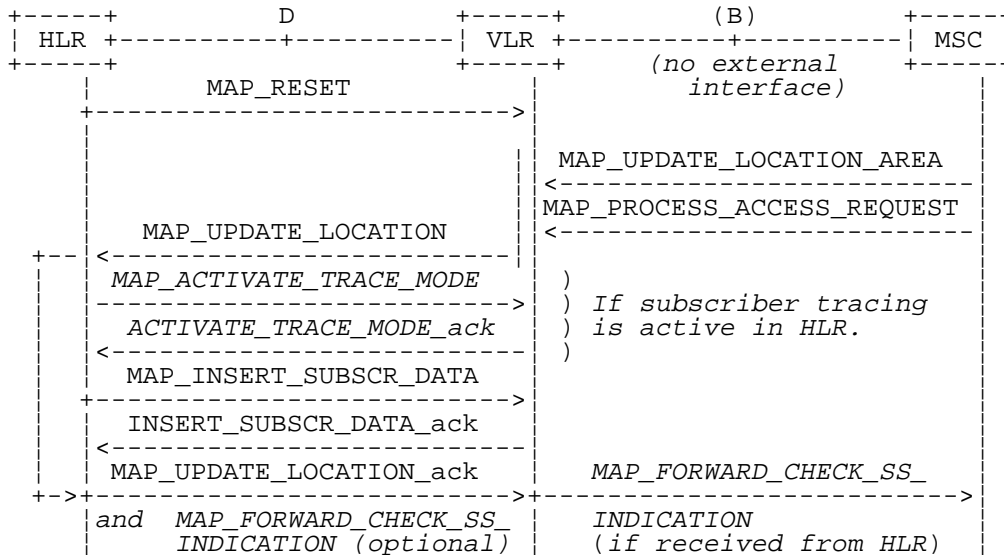


Figure 19.3/2: Procedures related to restoration of HLR

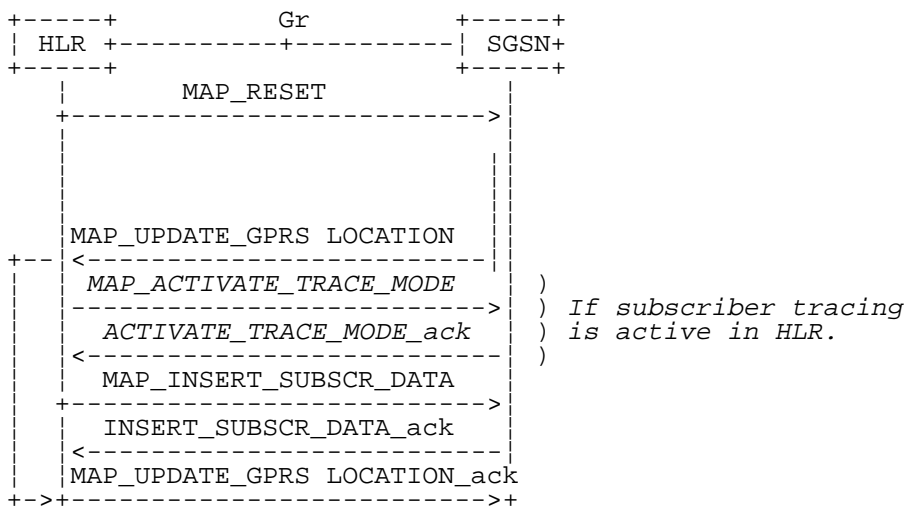


Figure 19.3/9: Procedures related to restoration of HLR for GPRS

Process HLR_RESTART

19.3_3(1)

Figure 19.3/3 Restoration of the HLR
Application process in the HLR for HLR Restart

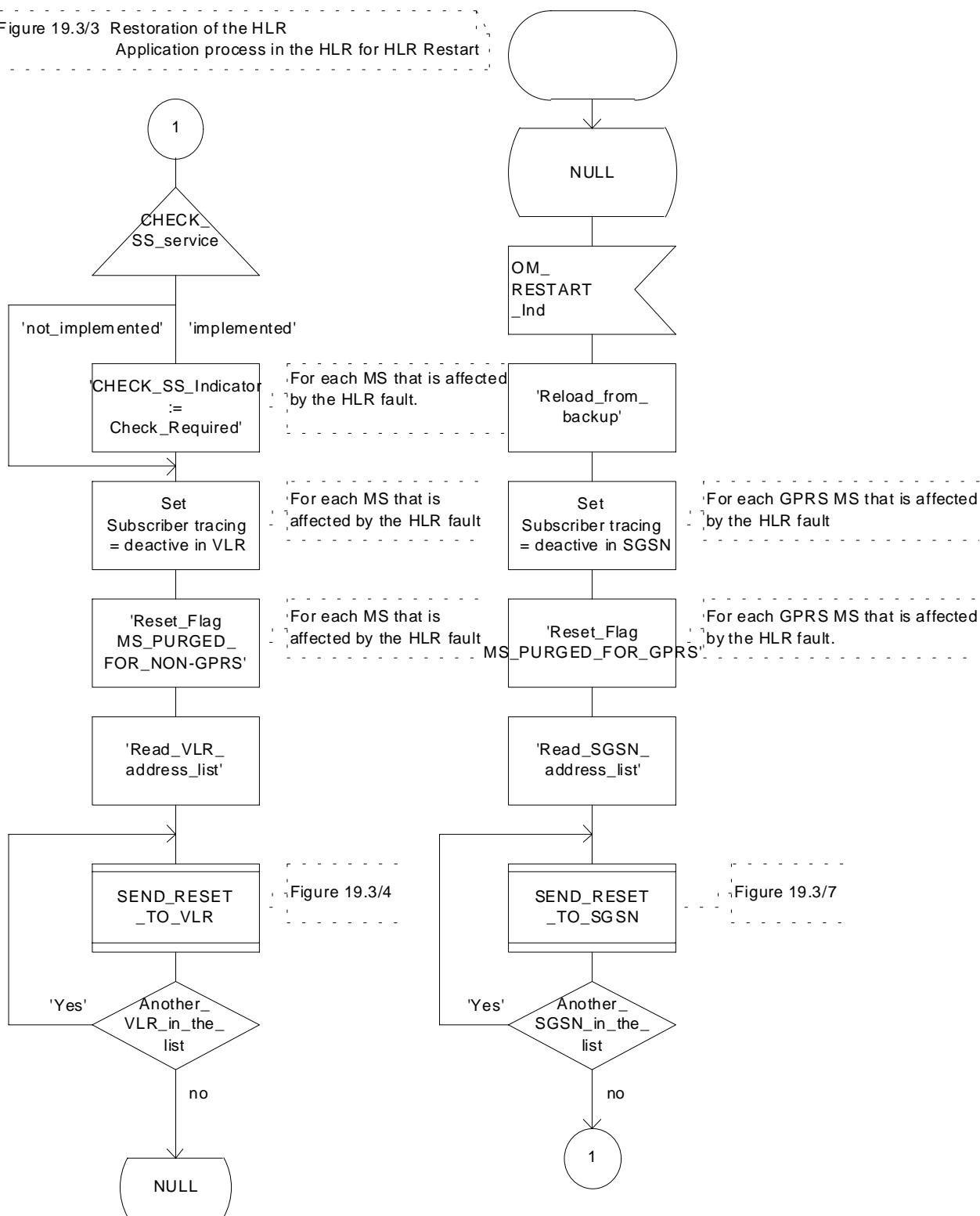


Figure 19.3/3: Process HLR_RESTART

Process SEND_RESET_TO_VLR

19.3_4(1)

Figure 19.3/4 Restoration of the HLR
Process for sending the RESET message
from HLR to VLR

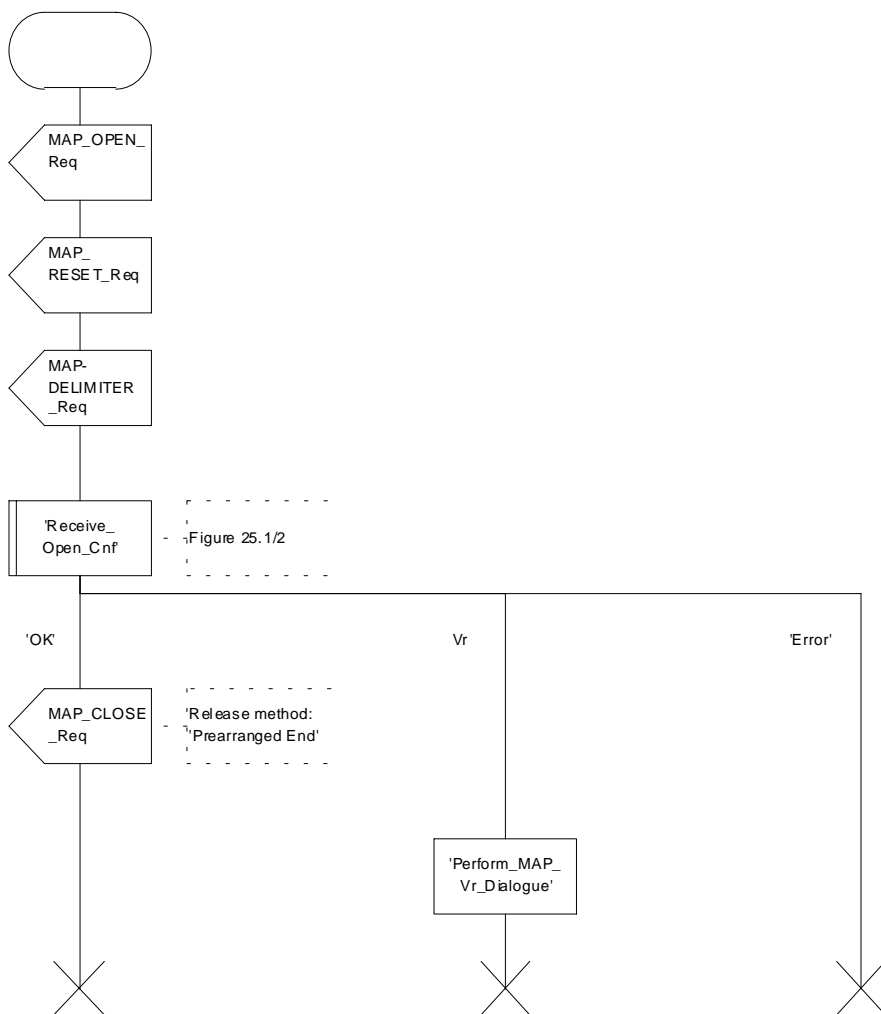


Figure 19.3/4: Process SEND_RESET_TO_VLR

Process REC_RESET_IN_VLR

19.3_5(1)

Figure 19.3/5 Restoration of the HLR - Application process in the VLR for reception of the RESET message from HLR

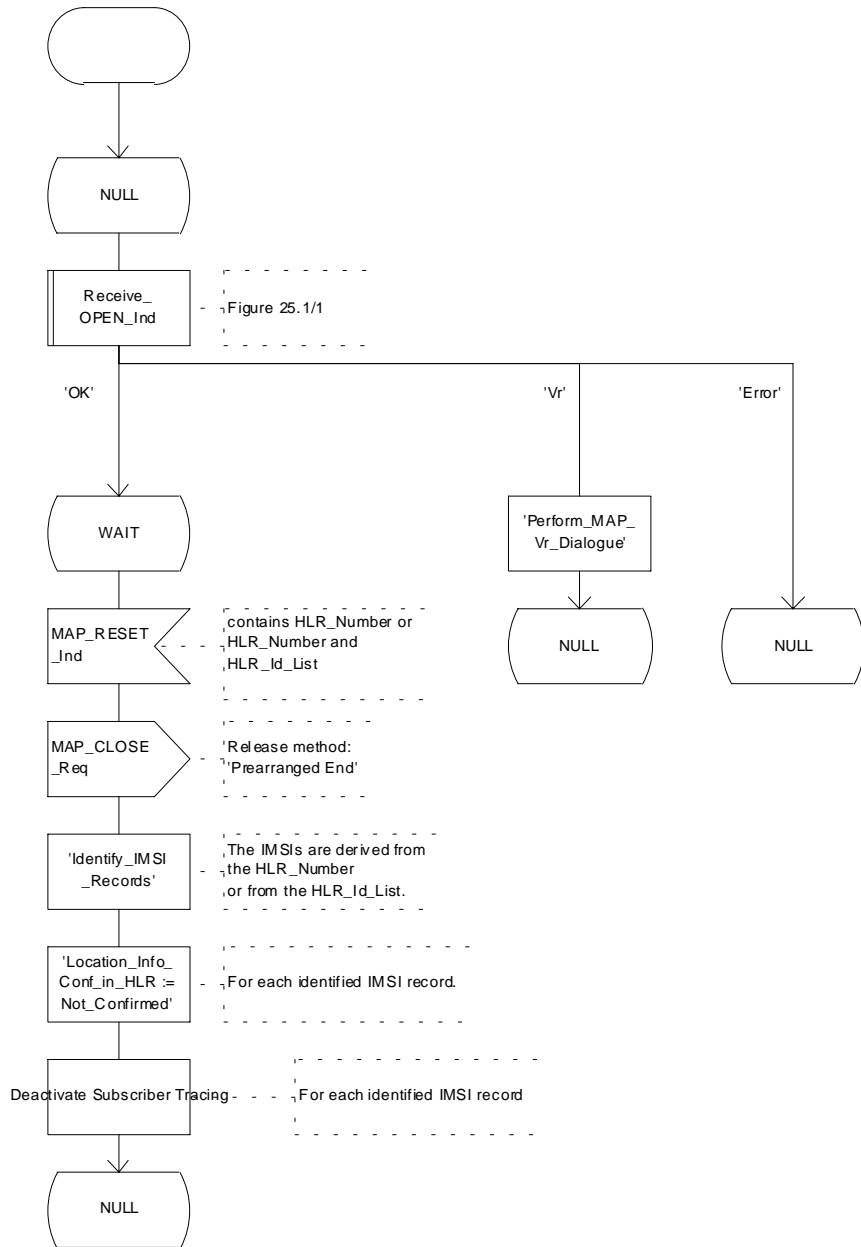


Figure 19.3/5: Process REC_RESET_IN_VLR

Process SEND_RESET_TO_SGSN

19.3_7(1)

Figure 19.3/7: Restoration of the HLR
Process for sending the RESET message
from HLR to SGSN

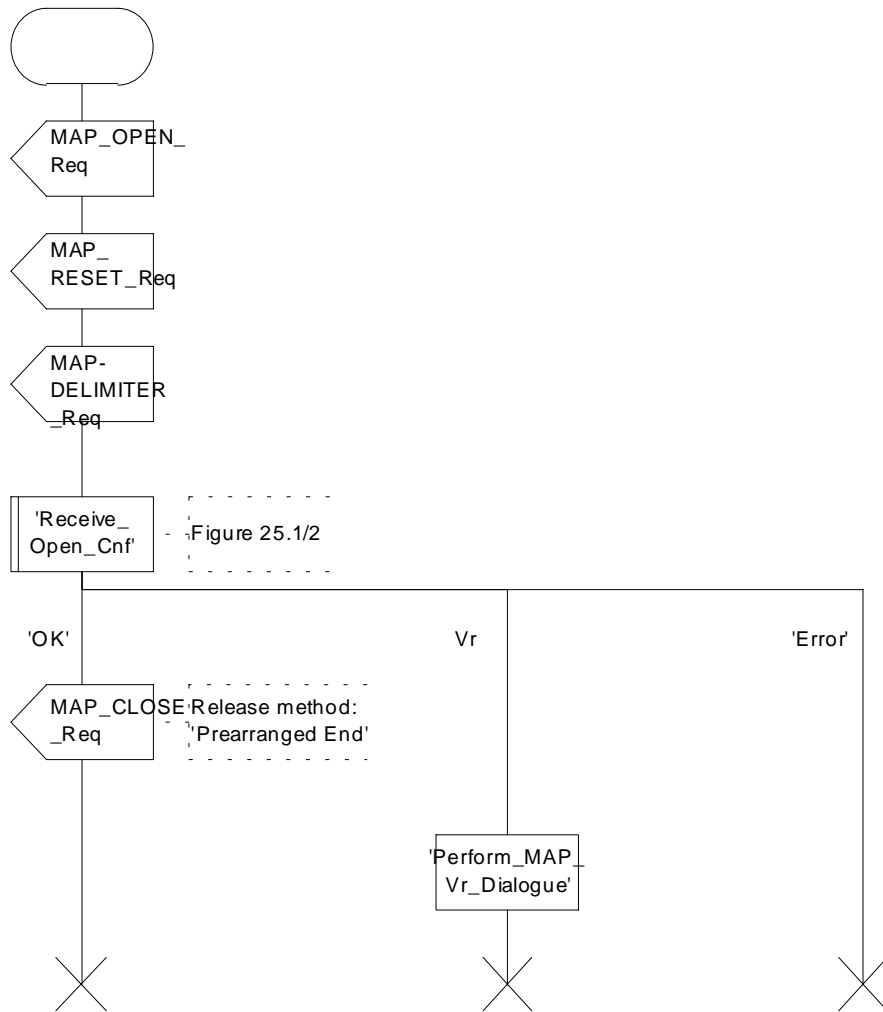


Figure 19.3/7: Process SEND_RESET_TO_SGSN

Process REC_RESET_IN_SGSN

19.3_8(1)

Figure 19.3/8: Restoration of the HLR - Application process in the SGSN for reception of the RESET message from HLR

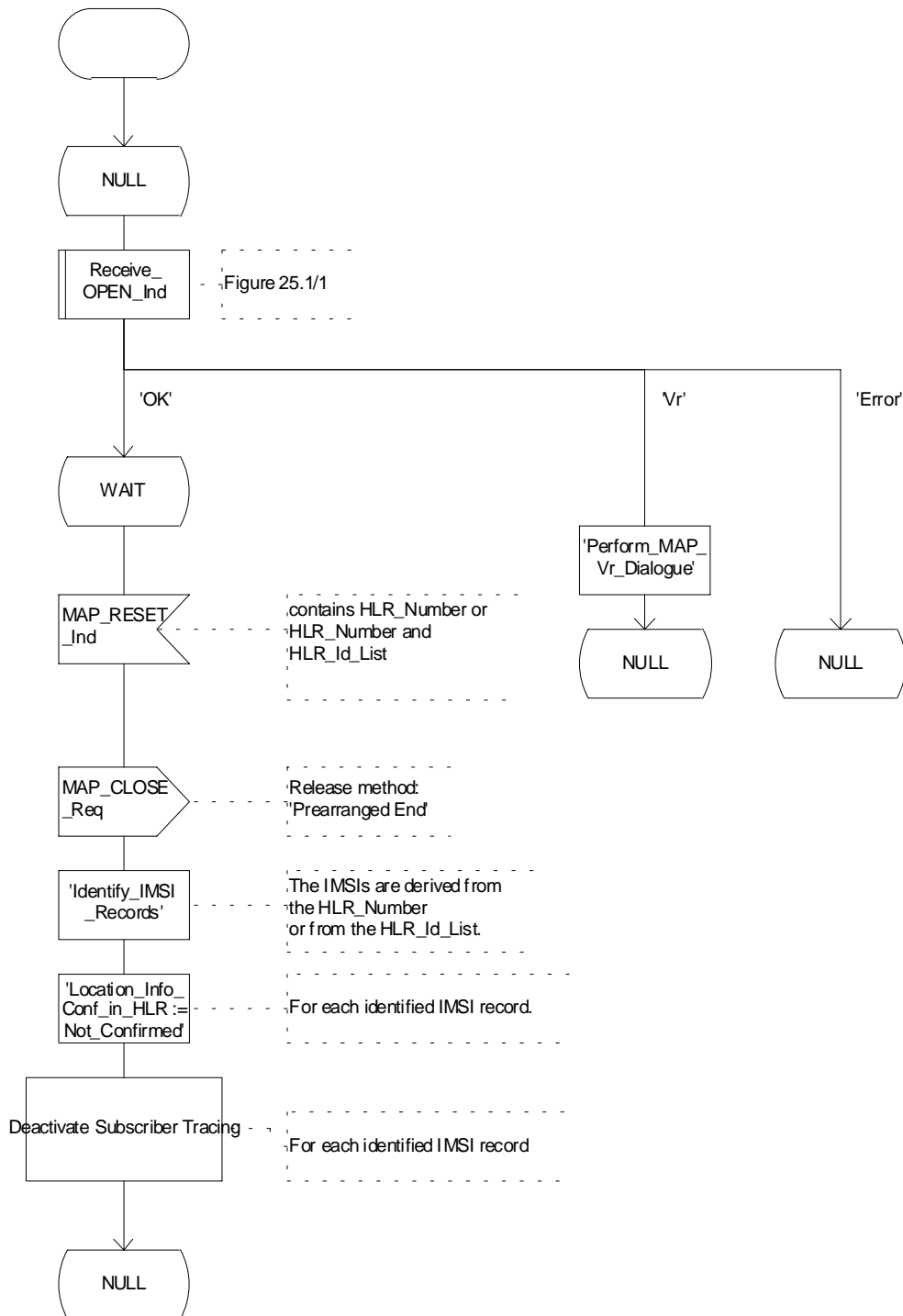


Figure 19.3/8: Process REC_RESET_IN_SGSN

Process RESTORE_DATA_HLR

19.3_6(1)

Figure 19.3/6 VLR Restoration - Application Process in the HLR

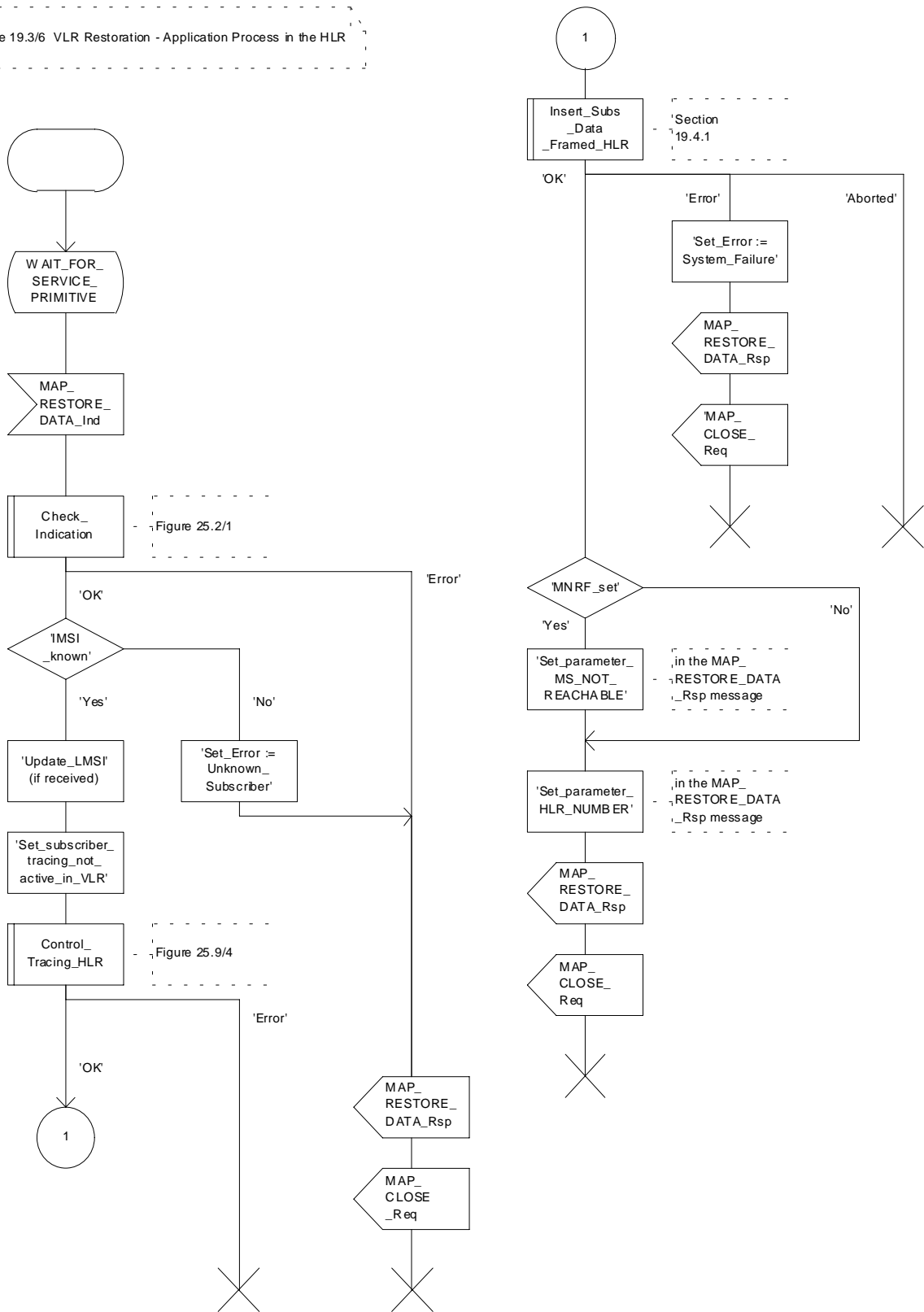


Figure 19.3/6: Process RESTORE_DATA_HLR

19.4 Macro Insert_Subscriber_Data_Framed_HLR

This macro is used by any procedure invoked in HLR which requires the transfer of subscriber data by means of the InsertSubscriberData operation (e.g. Update Location or Restore Data).

The invocation of the operation is done in a dialogue already opened by the framing procedure. Therefore the latter is the one that handles the reception of the open indication and sends the dialogue close request.

The macro calls the process "Send_Insert_Subscriber_Data" (see subclause 25.7.4) as many times as it is needed for transferring all subscriber data. This process call is meant to describe two possible behaviours of HLR to handle service requests and confirmations:

- either the HLR handles requests and confirmations in parallel; or
- the HLR sends the next request only after receiving the confirmation to the previous one.

Another call is done to the macro "Wait_for_Insert_Subscriber_Data" (see subclause 25.7.3). There the reception and handling of the service confirmations is described.

If certain services required for a subscriber are not supported by the VLR or by the SGSN (e.g. Advice of Charge Charging Level), this may result in one of the following outcomes:

- The HLR stores and sends "Roaming Restriction Due To Unsupported Feature" in a subsequent MAP_INSERT_SUBSCRIBER_DATA service. If "Roaming Restriction Due To Unsupported Feature" is stored in the HLR, the "MSC Area Restricted Flag" shall be set to "restricted". This will prevent MT calls, MT SM and MT USSD from being forwarded to the MSC/VLR;
- The HLR stores and sends other induced subscriber data (e.g. a specific barring program) in a subsequent MAP_INSERT_SUBSCRIBER_DATA service. This will cause rejection of mobile originated service requests, except emergency calls.
- The HLR stores and sends "Roaming Restricted in the SGSN Due To Unsupported Feature" in a subsequent MAP_INSERT_SUBSCRIBER_DATA service. If "Roaming Restricted In SGSN Due To Unsupported Feature" is stored in the HLR, the "SGSN Area Restricted Flag" shall be set to "restricted". This will prevent MT SM from being forwarded to the SGSN and Network Requested PDP-Context Activation;

When the VLR receives regional subscription data (Zone Code List) it may respond with "MSC Area Restricted" in the MAP_INSERT_SUBSCRIBER_DATA response. In this case the "MSC Area Restricted Flag" shall be set to "restricted" in the HLR. This will prevent MT calls, MT SM and MT USSD from being forwarded to the MSC/VLR.

If the HLR neither stores "Roaming Restriction Due To Unsupported Feature" nor receives "MSC Area Restricted" in the MAP_INSERT_SUBSCRIBER_DATA response, the "MSC Area Restricted Flag" in the HLR shall be set to "not restricted".

If subscriber data for CAMEL Phase 2 or 3 services are sent to a VLR which does not support CAMEL Phase 2 or 3, the service behaviour may be unpredictable or incorrect. The HLR therefore needs to ensure that at the conclusion of a location updating dialogue the data in the VLR do not require a capability that the VLR does not have. Possible mechanisms to ensure this are described in 3G TS 23.078.

The HLR should send a Forwarded-to number which is not in E.164 international format to the VLR only when the HLR has ascertained that the VLR supports CAMEL Phase 2 or higher. Thus, the ISD message containing the Forwarded-to number which is not in E.164 international format shall be sent to the VLR only after the HLR receives confirmation in the first ISD message result that CAMEL Phase 2 or higher is supported.

A Forwarded-to number non-international E.164 format shall only be sent from an HLR to a VLR if the VLR supports CAMEL Phase 2, or a subsequent phase of CAMEL.

When the SGSN receives regional subscription data (Zone Code List) it may respond with "SGSN Area Restricted" in the MAP_INSERT_SUBSCRIBER_DATA response. In this case the "SGSN Area Restricted Flag" shall be set to "restricted" in the HLR. This will prevent MT SM from being forwarded to the SGSN and Network Requested PDP-Context Activation.

If the HLR neither stores "Roaming Restricted In SGSN Due To Unsupported Feature" nor receives "SGSN Area Restricted" in the MAP_INSERT_SUBSCRIBER_DATA response, the "SGSN Area Restricted Flag" in the HLR shall be set to "not restricted".

The SDL diagrams are shown in figures 19.4/1 and 19.4/2.

Macrodefinition Insert_Subscriber_Data_Framed_HLR

19.4_1(1)

Figure 19.4/1: Macro to transfer subscriber data from HLR to VLR during an existing dialogue

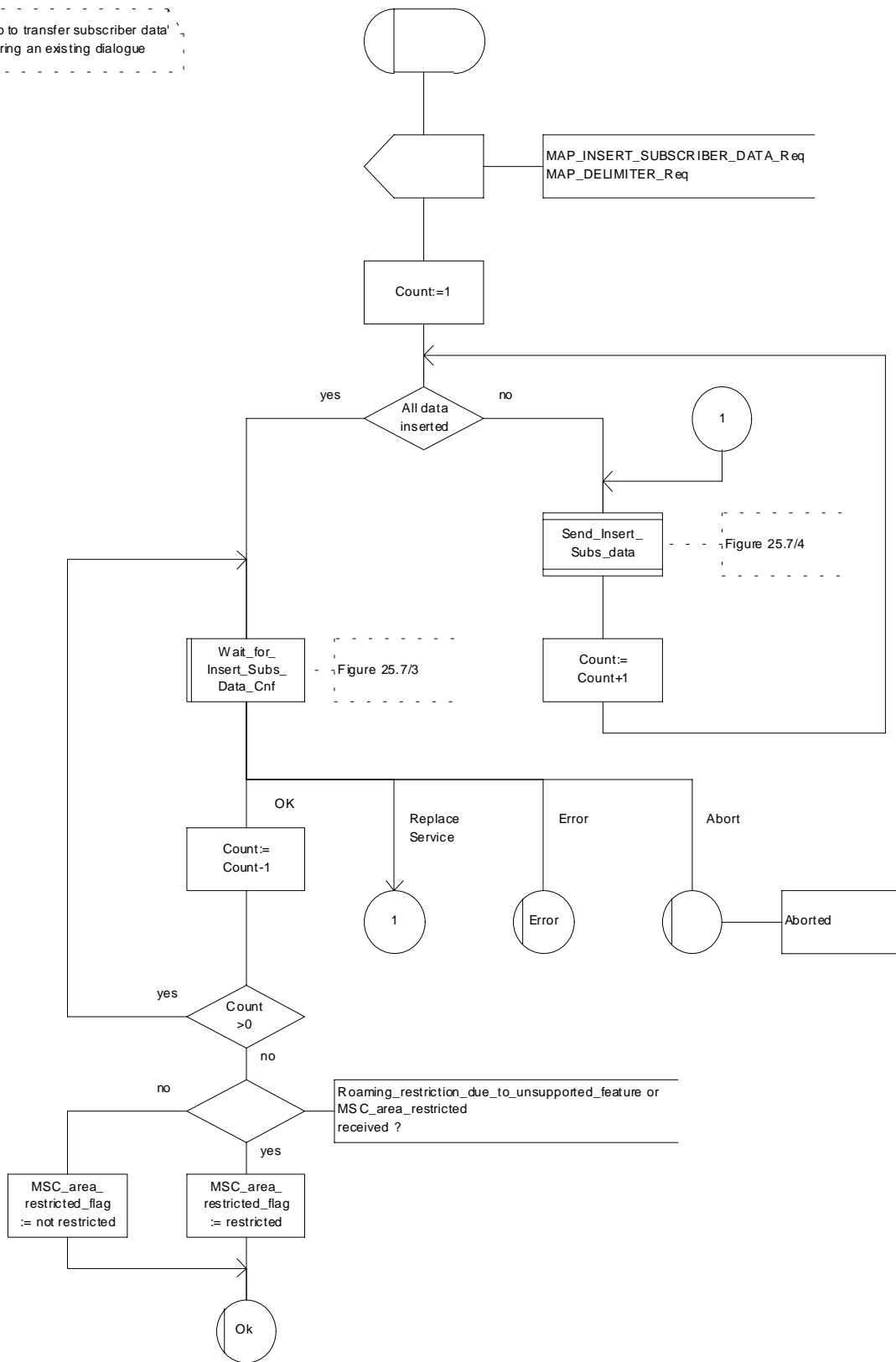


Figure 19.4/1: Macro Insert_Subscriber_Data_Framed_HLR

Macrodefinition Insert_Subs_Data_In_SGSN_Framed_HLR

19.4_2(1)

Figure 19.4/2: Macro to transfer subscriber data from HLR to SGSN during an existing dialogue

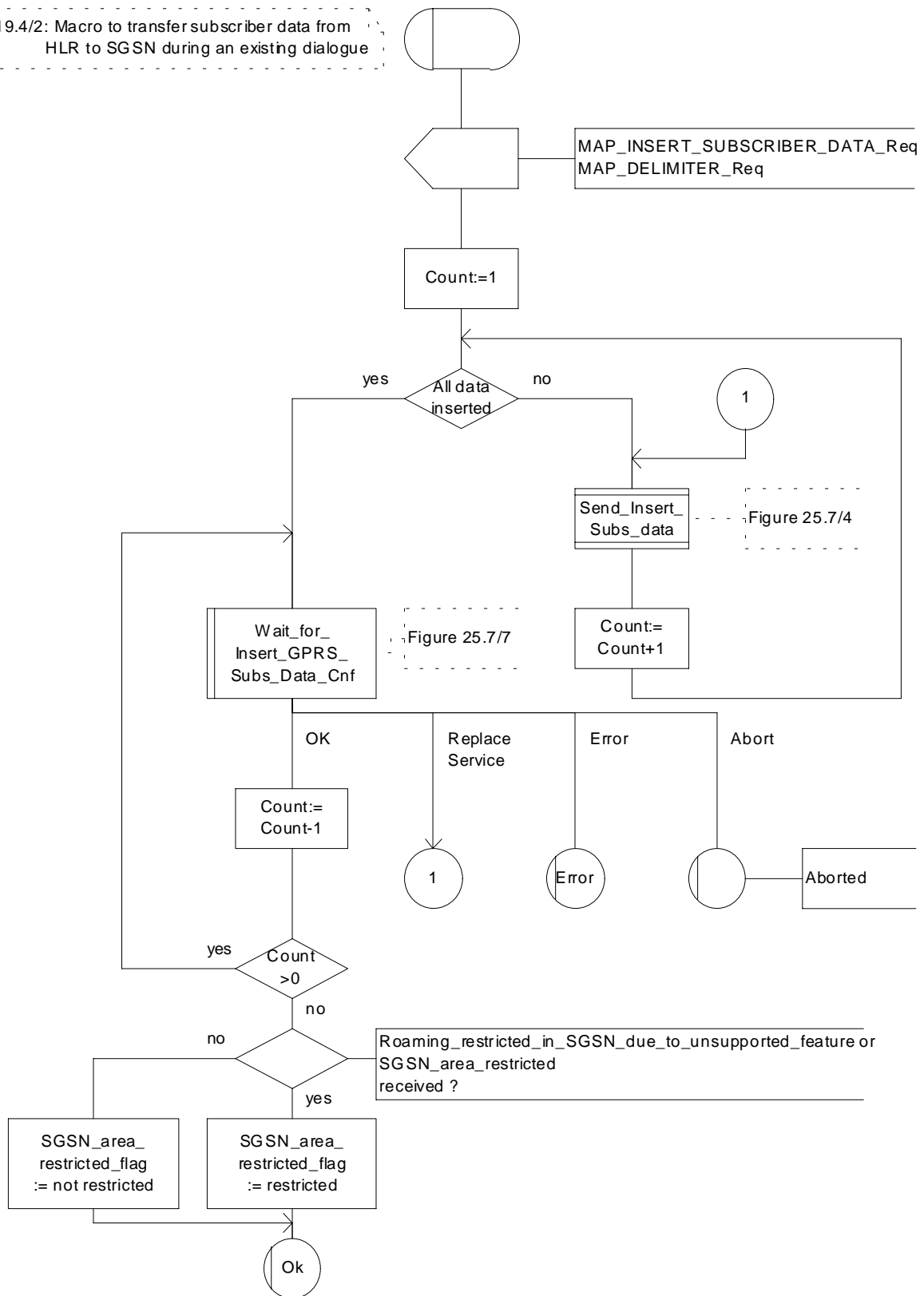


Figure 19.4/2: Macro Insert_Subs_Data_In_SGSN_Framed_HLR

19.5 Mobility Management Event notification procedure

19.5.1 General

The Mobility Management Event Notification VLR process (MMEN_VLR) is used to notify a gsmSCF about the successful completion of a Mobility Management event.

Figure 19.5/1. depicts the MAP signalling used for the event notification.

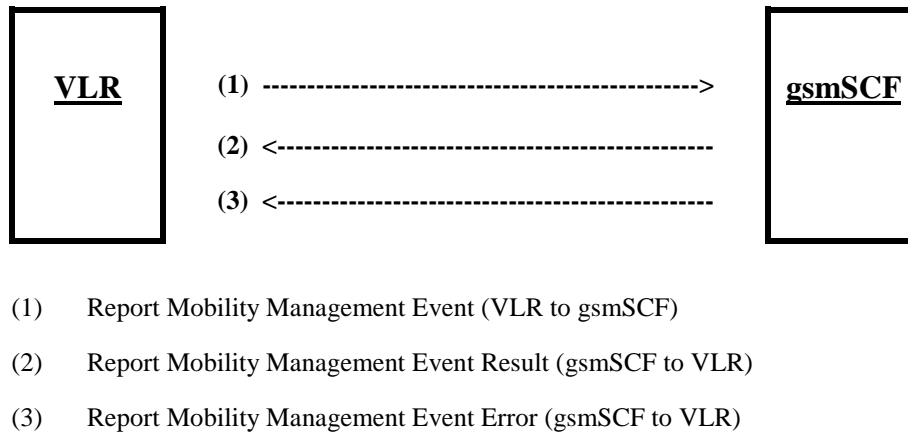


Figure 19.5/1: Interfaces and MAP Messages for Mobility Management Event notifications

19.5.2 Process in the VLR

The Mobility Management event notification procedure in the VLR is triggered when the following conditions are fulfilled:

1. The VLR has successfully completed a Mobility Management event
2. The subscriber has a subscription to Mobility Management event notifications
3. The Mobility Management event is marked for reporting

The VLR notifies the gsmSCF of a mobility management event with the ReportMMEvent MAP message. This message is sent in a TCAP TC-BEGIN primitive. The VLR then awaits a positive result (RESULT) or a negative result (ERROR). This is received in a TCAP TC-END primitive. The Basic End procedure is used.

When the VLR has received the RESULT or ERROR, the relationship between the VLR and the gsmSCF is terminated. The relationship, if existing, is also terminated when the VLR sends a TCAP P-ABORT primitive to the calling procedure or when the VLR receives a TCAP P-ABORT or a TCAP-U-ABORT primitive from the gsmSCF.

The sending process shall indicate to the MMEN_VLR process, which Mobility Management event shall be reported to the gsmSCF.

The MMEN_VLR process is illustrated in Figure 19.5/2.

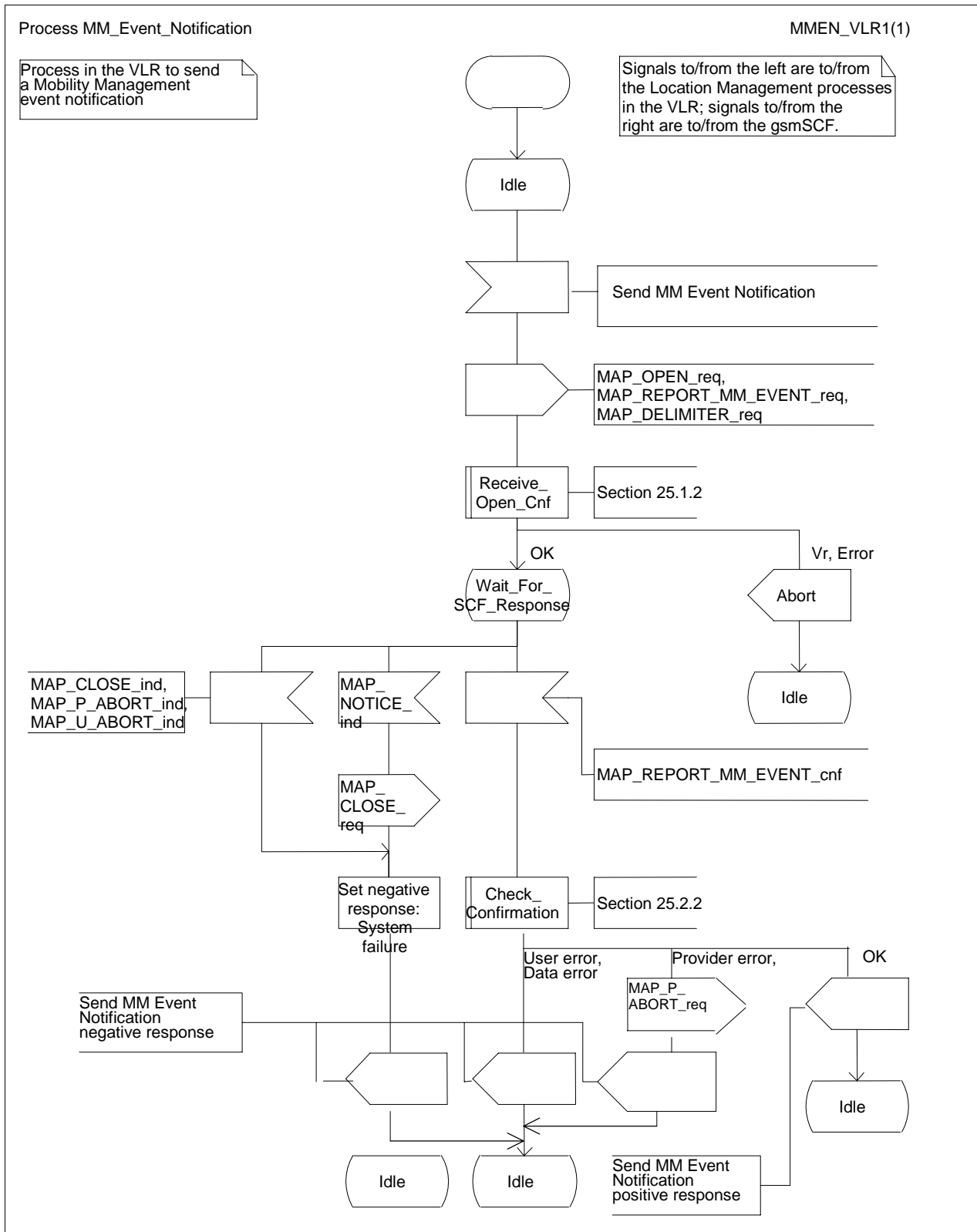


Figure 19.5/2: Process MM_Event_Notification_VLR (sheet 1 of 1)

19.5.3 Process in the gsmSCF

When the gsmSCF receives the ReportMMEvent MAP Message (in a TCAP TC-BEGIN primitive), the MM_Event_Notification_gsmSCF' (MMEN_SCF) process is started.

If the gsmSCF has validated the information it has received in the ReportMMEvent MAP Message, then it informs the Service Logic in the SCP and awaits a response.

If a positive response is received from the Service Logic, then a REPORT_MM_EVENT_RESULT is sent to the VLR. If a negative response is received from the Service Logic, then a REPORT_MM_EVENT_ERROR is sent to the VLR. Both RESULT and ERROR are sent in a TCAP TC-END primitive. The Basic End procedure is used.

If the Service Logic returns a User Error, then a MAP U-ABORT primitive is sent to the VLR.

The gsmSCF TCAP service may choose to abort the relationship with the VLR by sending a TCAP P-ABORT primitive to the VLR.

When the gsmSCF receives a TCAP P-ABORT primitive from the VLR, it shall immediately terminate the mobility management process.

This is illustrated in figure 19.5/3.

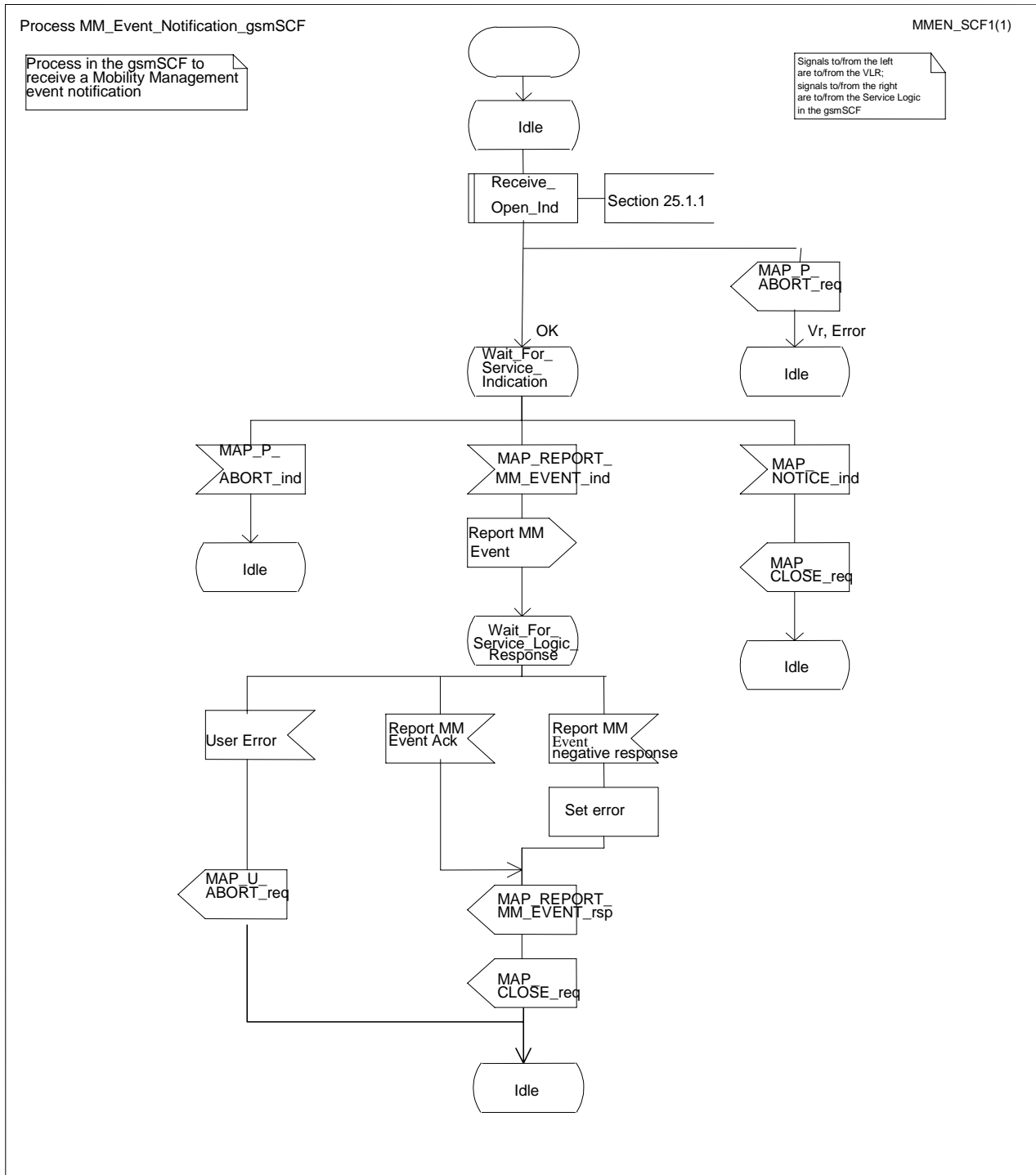


Figure 19.5/3: Process MM_Event_Notification_gsmSCF (sheet 1 of 1)

20 Operation and maintenance procedures

20.1 General

The Operation and Maintenance procedures are needed for operating and maintaining the GSM PLMN network.

The following procedures exist for operation and maintenance purposes:

- i) Tracing procedures;
- ii) Subscriber Data Management procedures;
- iii) Subscriber Identity procedures.

The following application contexts refer to complex MAP Users consisting of several processes:

- subscriberDataManagementContext;
- tracingContext.

These two application contexts need a co-ordinating process in the VLR or in the SGSN as described in the following subclauses.

20.1.1 Tracing Co-ordinator for the VLR

The MAP_OPEN indication opens the dialogue for the stand-alone tracing procedure when the application context tracingContext is received. If that service is successful, the Co-ordinator can receive the first service primitive from the MAP_PM. Depending on the received primitive, the user process is created as follows:

- if the MAP_ACTIVATE_TRACE_MODE indication is received, the process ATM_VLR_Standalone is created;
- if the MAP_DEACTIVATE_TRACE_MODE indication is received, the process DTM_VLR_Standalone is created.

After creation of the user process the Co-ordinator relays the messages between the MAP_PM and the invoked process until a request or an indication for dialogue termination is received.

The Tracing Co-ordinator is shown in the figure 20.1/1.

Process Co_Tracing_VLR

20.1_1(1)

Figure 20.1/1: Co-ordinating process for the tracing procedures in the VLR

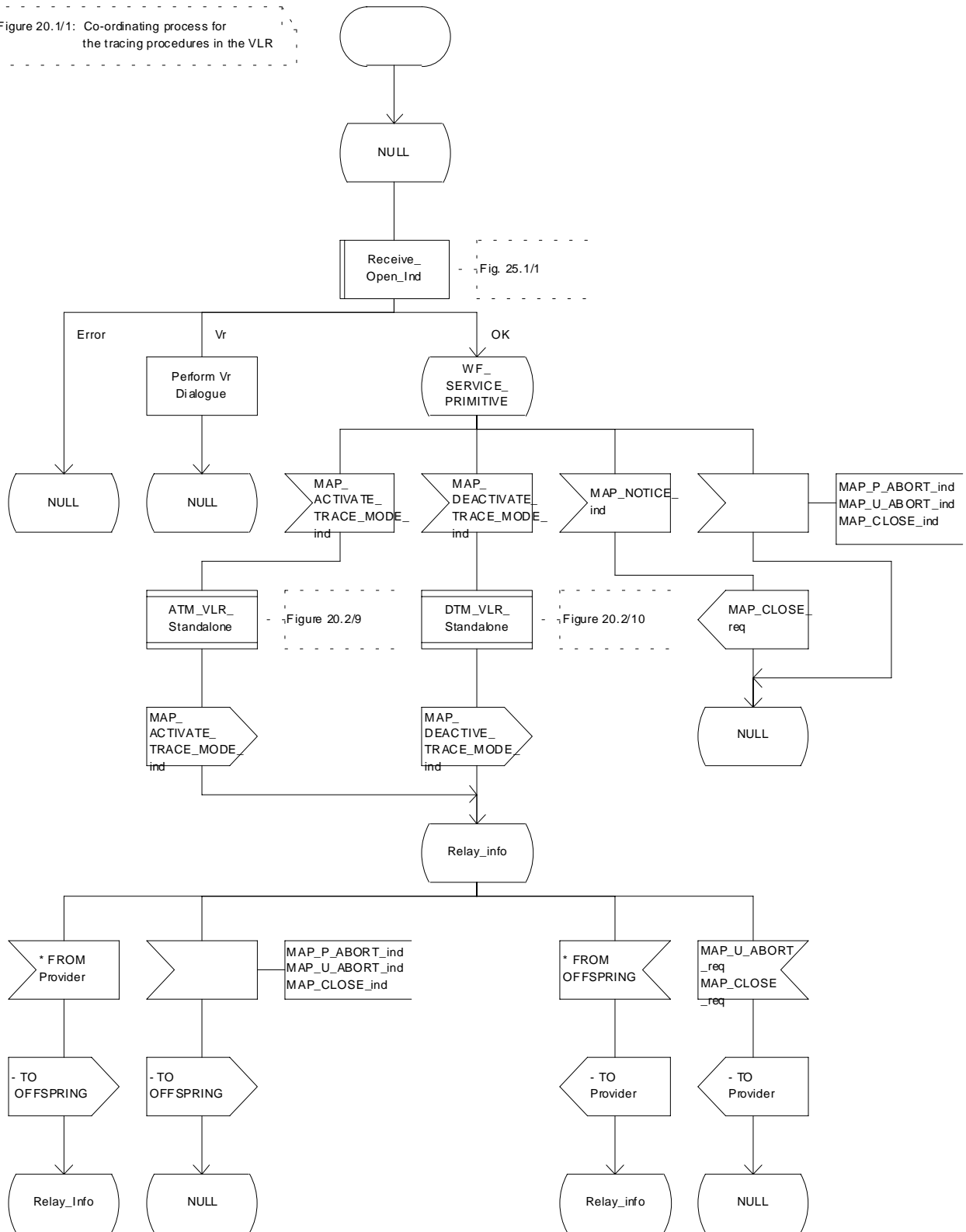


Figure 20.1/1: Process Co_Tracing_VLR

20.1.2 Subscriber Data Management Co-ordinator for the VLR

The MAP_OPEN indication opens the dialogue for the stand-alone subscriber data management procedure when the application context subscriberDataManagementContex is received. If that service is successful, the Co-ordinator can receive the first service primitive from the MAP_PM. Depending on the received primitive, the user process is created as follows:

- if the MAP_INSERT_SUBSCRIBER_DATA indication is received, the process INS_SUBS_DATA_VLR is created;
- if the MAP_DELETE_SUBSCRIBER_DATA indication is received, the process Delete_Subscriber_Data_VLR is created.

After creation of the user process the Co-ordinator relays the messages between the MAP_PM and the invoked process until a request or an indication for dialogue termination is received.

The Subscriber_Data_Management Co-ordinator is shown in the figure 20.1/2.

Process Co_Data_Management_VLR

20.1_2(1)

Figure 20.1/2: Co data management

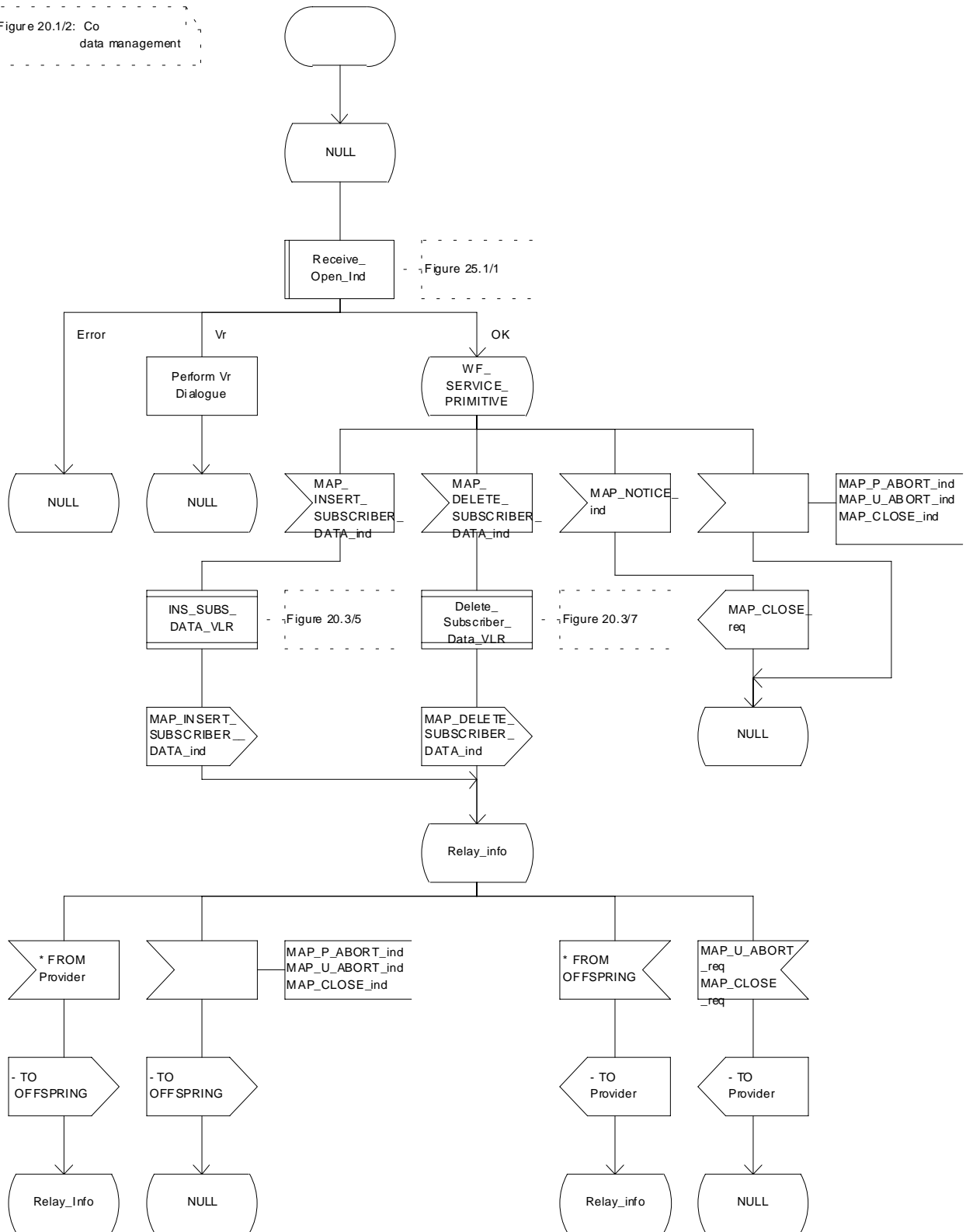


Figure 20.1/2: Process Co_Data_Management_VLR

20.1.3 Tracing Co-ordinator for the SGSN

The MAP_OPEN indication opens the dialogue for the stand-alone tracing procedure when the application context tracingContext is received. If that service is successful, the Co-ordinator can receive the first service primitive from the MAP_PM. Depending on the received primitive, the user process is created as follows:

- if the MAP_ACTIVATE_TRACE_MODE indication is received, the process ATM_SGSN_Standalone is created;
- if the MAP_DEACTIVATE_TRACE_MODE indication is received, the process DTM_SGSN_Standalone is created.

After creation of the user process the Co-ordinator relays the messages between the MAP_PM and the invoked process until a request or an indication for dialogue termination is received.

The Tracing Co-ordinator for the SGSN is shown in the figure 20.1/3.

Process Co_Tracing_SGSN

20.1_3(1)

Figure 20.1/3: Co-ordinating process for the tracing procedures in the SGSN

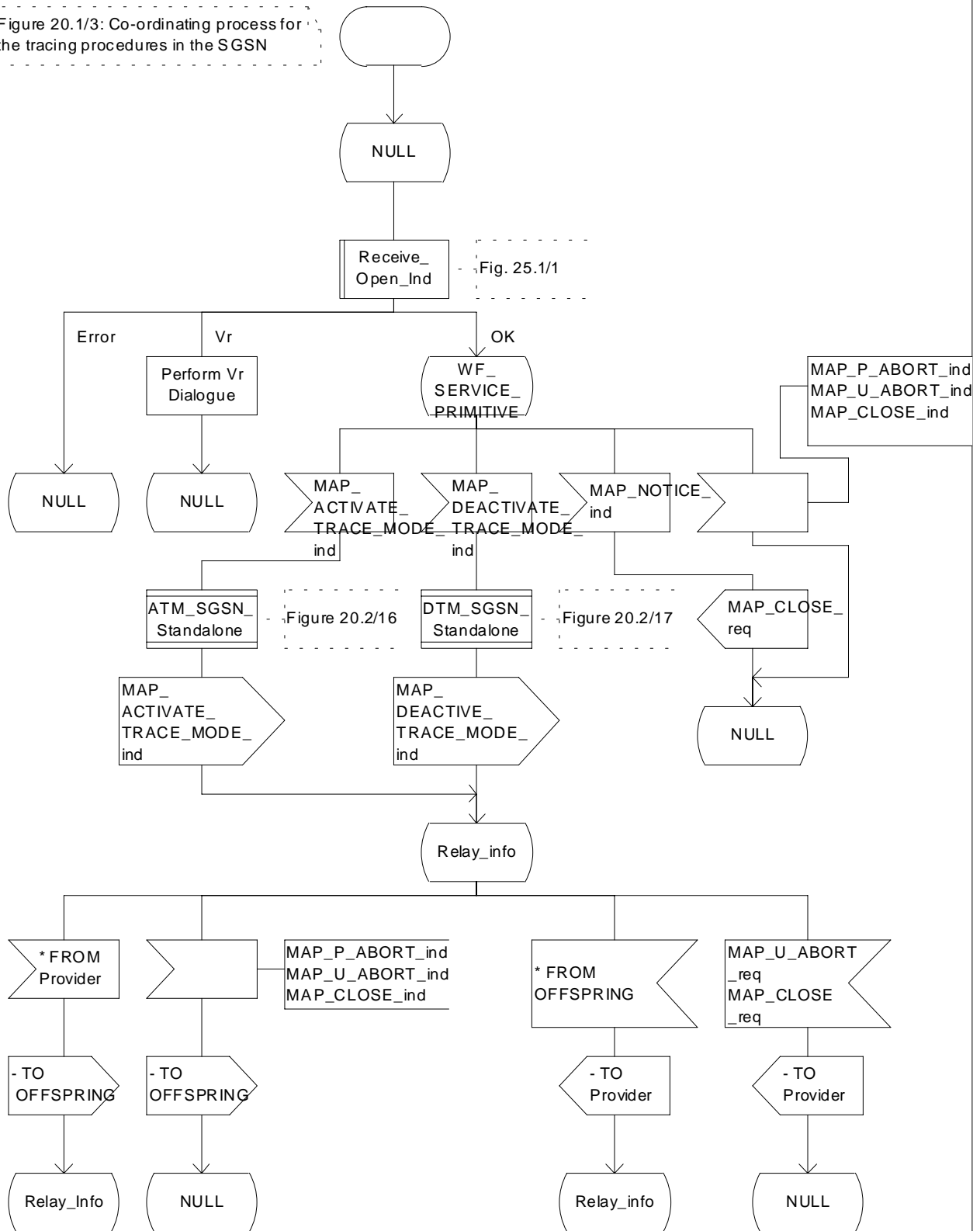


Figure 20.1/3: Process Co_Tracing_SGSN

20.1.4 Subscriber Data Management Co-ordinator for the SGSN

The MAP_OPEN indication opens the dialogue for the stand-alone subscriber data management procedure when the application context subscriberDataManagementContext is received. If that service is successful, the Co-ordinator can receive the first service primitive from the MAP_PM. Depending on the received primitive, the user process is created as follows:

- if the MAP_INSERT_SUBSCRIBER_DATA indication is received, the process INS_SUBS_DATA_SGSN is created;
- if the MAP_DELETE_SUBSCRIBER_DATA indication is received, the process Delete_Subscriber_Data_SGSN is created.

After creation of the user process the Co-ordinator relays the messages between the MAP_PM and the invoked process until a request or an indication for dialogue termination is received.

The Subscriber_Data_Management Co-ordinator is shown in the figure 20.1/4.

Process Co_Data_Management_SGSN

20.1_4(1)

Figure 20.1/4: Co-ordinating process for the subscriber data management procedures in the SGSN

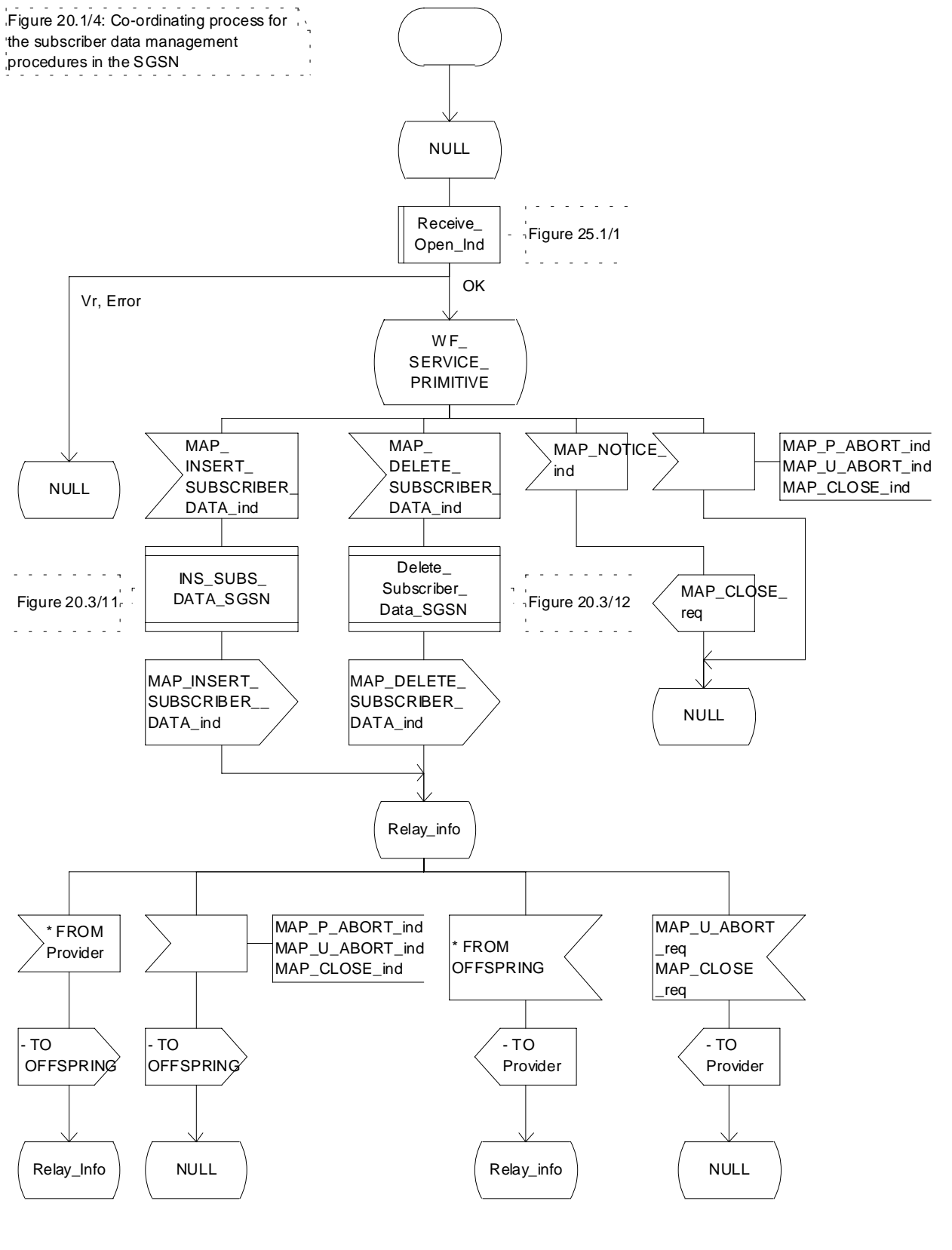


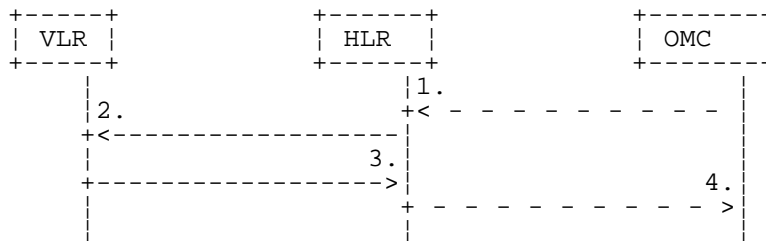
Figure 20.1/4: Process Co_Data_Management_SGSN

20.2 Tracing procedures

Three types of tracing procedures exist:

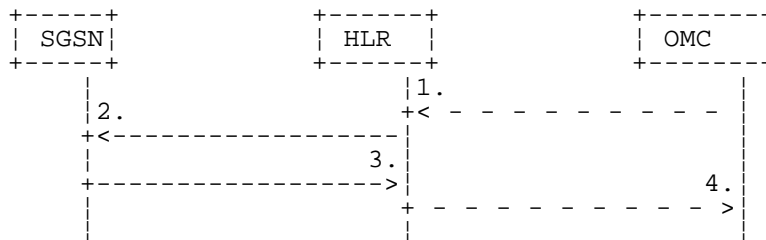
- i) Subscriber tracing management procedures;
- ii) Subscriber tracing procedures;
- iii) Event tracing procedures.

The subscriber tracing management procedures are used for management of the status and the type of the tracing. The subscriber tracing activation procedure is used at location updating or data restoration when the trace mode of a subscriber is set active in the HLR or, as a stand alone procedure, when the subscriber is already registered and the trace mode becomes active in the HLR. The procedures for providing a trace request to the VLR are shown in figures 20.2/1 and 20.2/2. The procedures for providing a trace request to the SGSN are shown in figures 20.2/11 and 20.2/12.



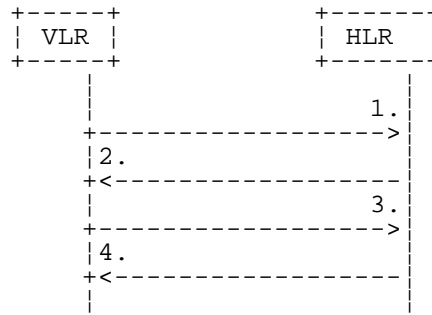
- 1) Subscriber Tracing Activation
- 2) MAP_ACTIVATE_TRACE_MODE
- 3) MAP_ACTIVATE_TRACE_MODE_ACK
- 4) Subscriber Tracing Activation Accepted

Figure 20.2/1: Stand alone subscriber tracing activation procedure



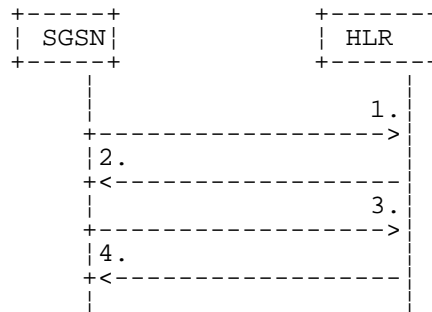
- 1) Subscriber Tracing Activation
- 2) MAP_ACTIVATE_TRACE_MODE
- 3) MAP_ACTIVATE_TRACE_MODE_ACK
- 4) Subscriber Tracing Activation Accepted

Figure 20.2/11: Stand alone subscriber tracing activation procedure for GPRS



- 1) MAP_UPDATE_LOCATION or MAP_RESTORE_DATA
- 2) MAP_ACTIVATE_TRACE_MODE
- 3) MAP_ACTIVATE_TRACE_MODE_ACK
- 4) MAP_UPDATE_LOCATION_ACK or MAP_RESTORE_DATA_ACK

Figure 20.2/2: Subscriber tracing activation procedure at location updating or data restoration

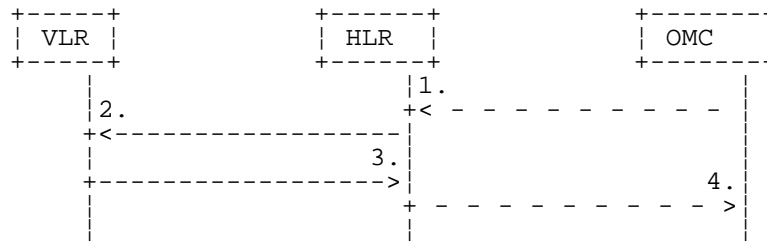


- 1) MAP_UPDATE_GPRS_LOCATION
- 2) MAP_ACTIVATE_TRACE_MODE
- 3) MAP_ACTIVATE_TRACE_MODE_ACK
- 4) MAP_UPDATE_GPRS_LOCATION_ACK

Figure 20.2/12: Subscriber tracing activation procedure at GPRS location updating

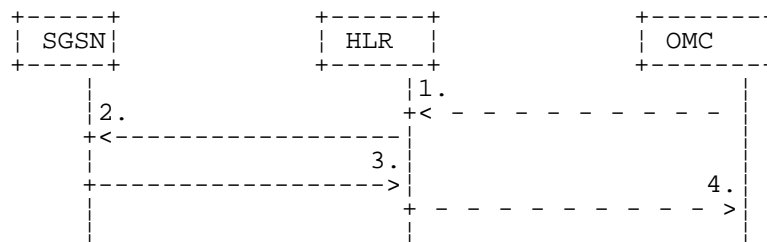
The HLR sends the trace request (IMSI, trace reference, trace type and identity of the OMC) to the VLR or to the SGSN in a MAP_ACTIVATE_TRACE_MODE request. The receipt of this primitive is acknowledged. The acknowledge primitive will indicate that the trace request is accepted by the VLR or by the SGSN. If the request is not accepted, the reason will be reported to the HLR.

The subscriber tracing deactivation procedure is used when the trace request of a subscriber is to be cancelled in the VLR or in the SGSN. The procedures is shown in figures 20.2/3 and 20.2/13.



- 1) Subscriber Tracing Deactivation
- 2) MAP_DEACTIVATE_TRACE_MODE
- 3) MAP_DEACTIVATE_TRACE_MODE_ACK
- 4) Subscriber Tracing Deactivation Accepted

Figure 20.2/3: Subscriber tracing deactivation procedure

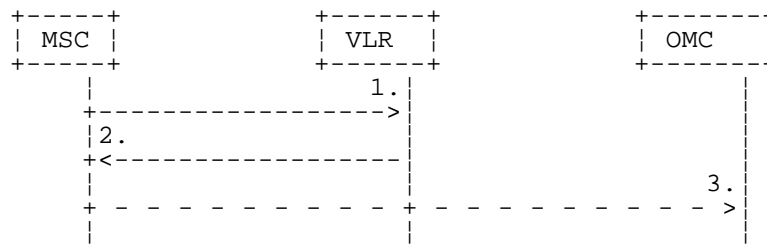


- 1) Subscriber Tracing Deactivation
- 2) MAP_DEACTIVATE_TRACE_MODE
- 3) MAP_DEACTIVATE_TRACE_MODE_ACK
- 4) Subscriber Tracing Deactivation Accepted

Figure 20.2/13: Subscriber tracing deactivation procedure for GPRS

The HLR sends a MAP_DEACTIVATE_TRACE_MODE request to the VLR or to the SGSN. The VLR or the SGSN will acknowledge the deactivation. The acknowledge primitive will indicate that the trace request has been deleted by the VLR or by the SGSN. If the deactivation is not accepted, the reason will be reported to the HLR.

The subscriber tracing procedures are used when the VLR detects any subscriber related activity for which the trace mode is activated, e.g. receives the MAP_PROCESS_ACCESS_REQUEST indication. The procedure is shown in figure 20.2/4.



- 1) MAP_PROCESS_ACCESS_REQUEST, MAP_UPDATE_LOCATION_AREA,
- 2) MAP_TRACE_SUBSCRIBER_ACTIVITY
- 3) Subscriber tracing information

Figure 20.2/4: Subscriber tracing procedure in the servicing MSC

The VLR will generate the MAP_TRACE_SUBSCRIBER_ACTIVITY indication. The receiving MSC will send the trace record to the OMC.

[Figure numbers 20.2/5 and 20.2/6 are spare.]

20.2.1 Procedures in the HLR

20.2.1.1 Subscriber tracing activation procedure

When receiving the subscriber tracing mode activation command for a subscriber from the OMC, the HLR will activate tracing, if the subscriber is known and registered in the HLR and the subscriber is roaming in the home PLMN area. The MAP_ACTIVATE_TRACE_MODE request is sent to the VLR or to the SGSN where the subscriber is registered.

If the MAP_ACTIVATE_TRACE_MODE confirmation is received indicating an error situation, the errors are mapped to the OMC interface. The activation request may also be repeated; the number of repeat attempts and the time in between are HLR operator options, depending on the error returned by the VLR or the SGSN.

If the subscriber is known in the HLR, but is deregistered or roaming outside the home PLMN area, the subscriber tracing status is activated in the HLR, but the VLR or the SGSN is not updated.

When receiving a request for location updating or data restoration while the subscriber trace mode is active, the macro Control_Tracing_HLR (see figure 25.9/4) shall be initiated by the location updating process in the HLR.

The subscriber tracing activation process in the HLR with VLR is shown in figure 20.2/7.

The subscriber tracing activation process in the HLR with SGSN is shown in figure 20.2/14.

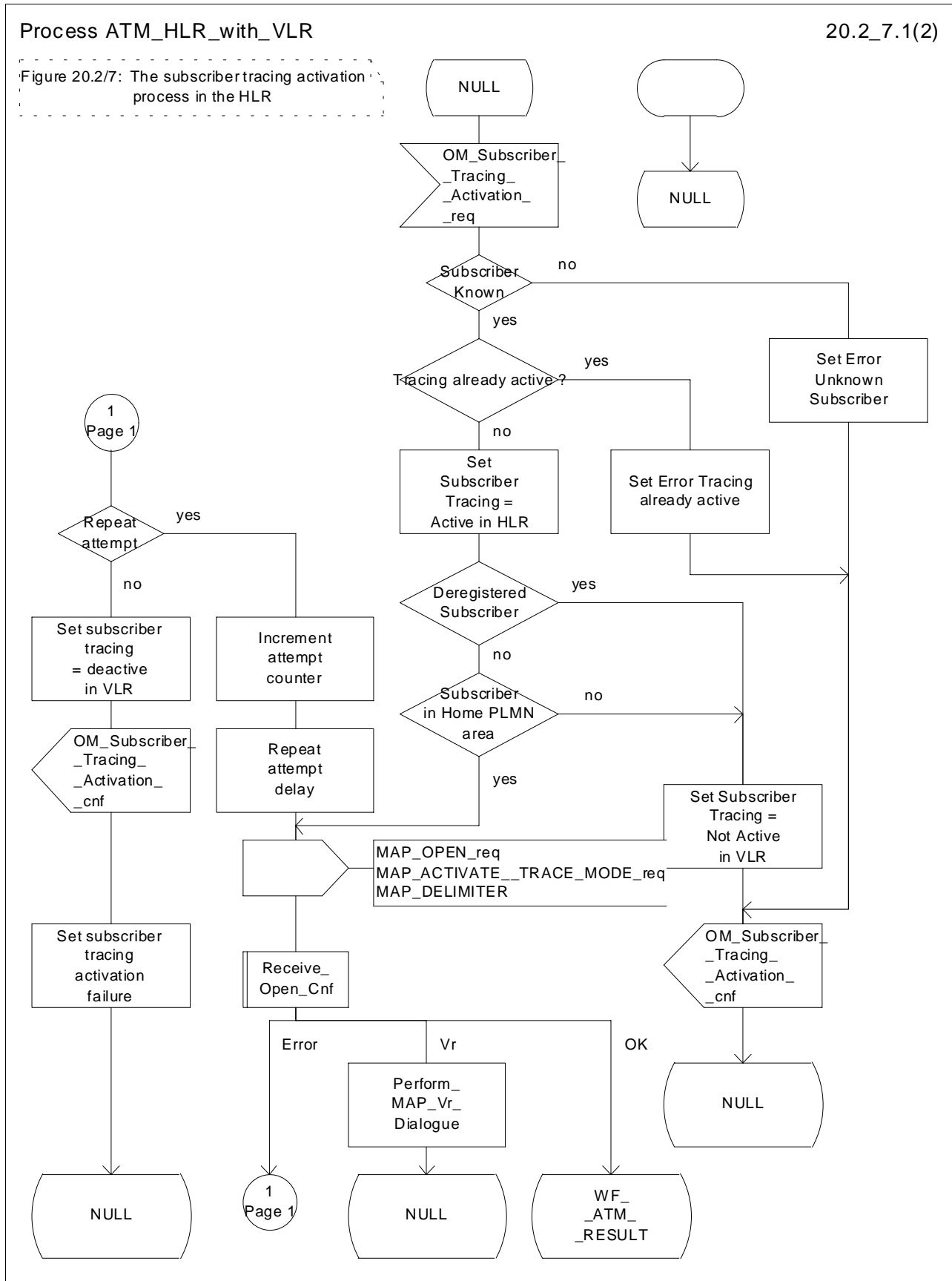


Figure 20.2/7 (sheet 1 of 2): Process ATM_HLR_with_VLR

Process ATM_HLR_with_VLR

20.2_7.2(2)

Figure 20.2/7: The subscriber tracing activation process in the HLR

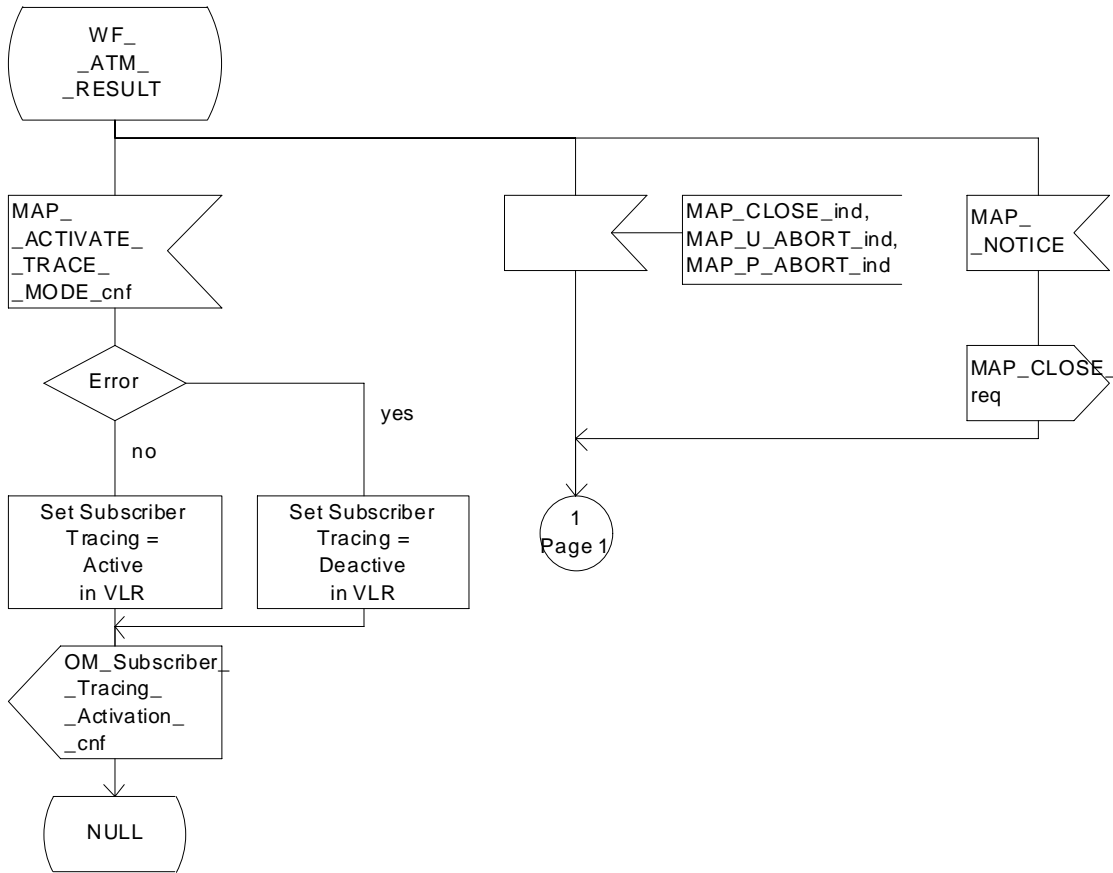


Figure 20.2/7 (sheet 2 of 2): Process ATM_HLR_with_VLR

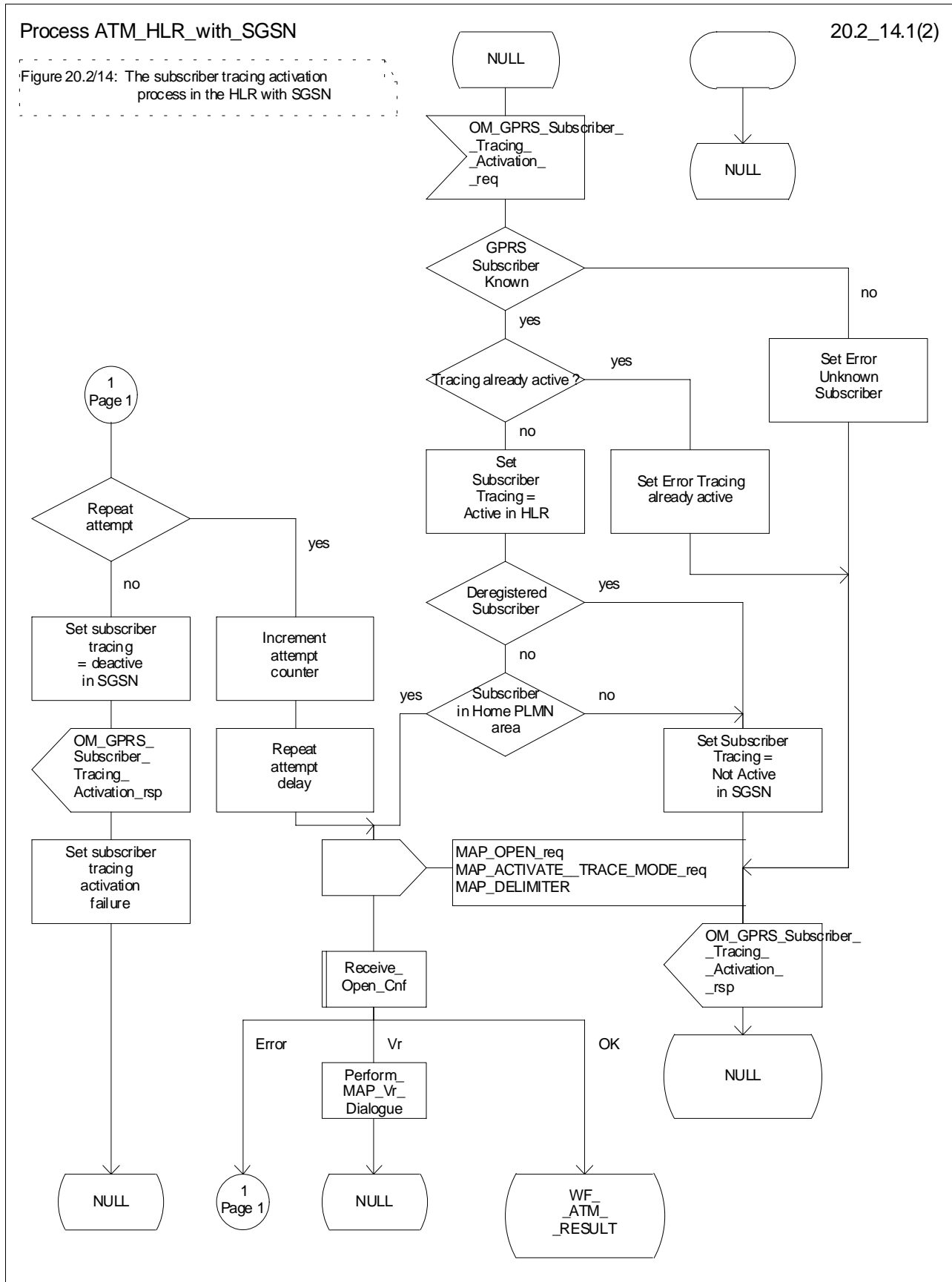


Figure 20.2/14 (sheet 1 of 2): Process ATM_HLR_with_SGSN

Process ATM_HLR_with_SGSN

20.2_14.2(2)

Figure 20.2/14: The subscriber tracing activation process in the HLR with SGSN

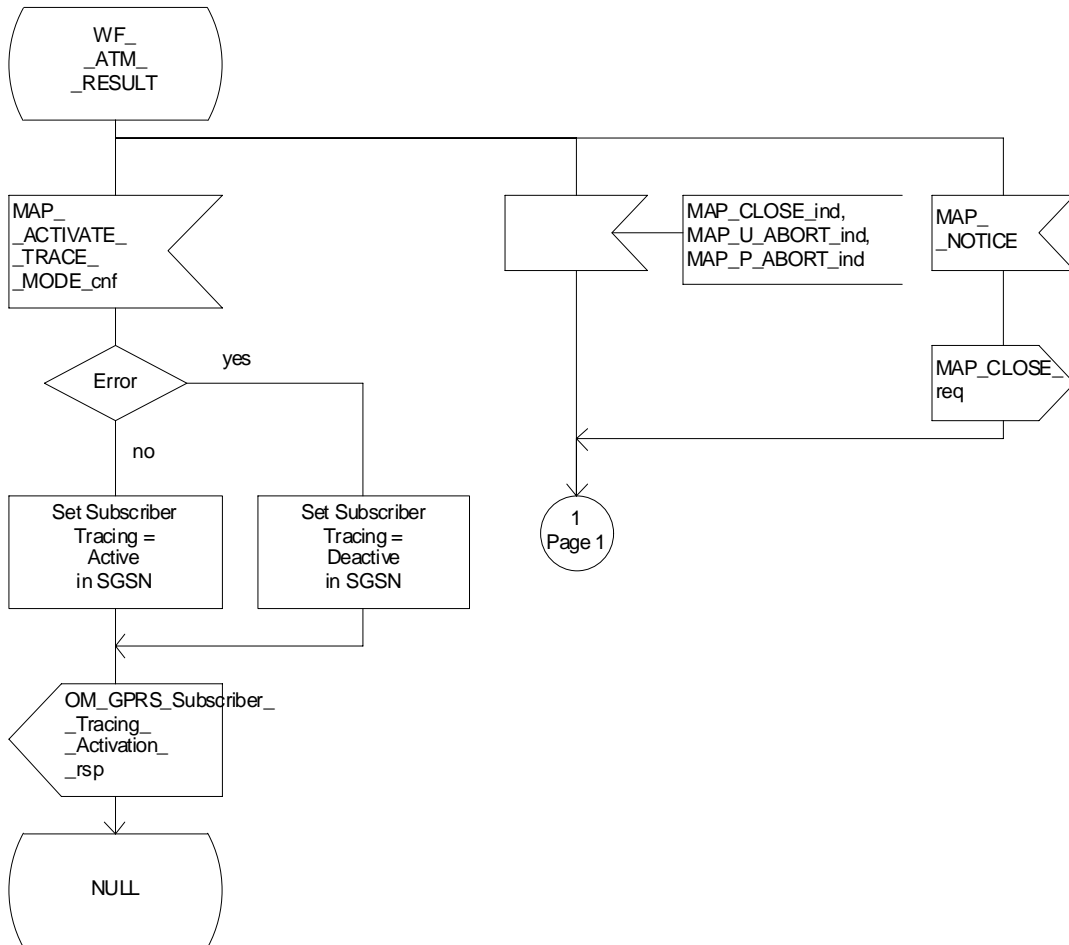


Figure 20.2/14 (sheet 2 of 2): Process ATM_HLR_with_SGSN

20.2.1.2 Subscriber tracing deactivation procedure

When receiving the subscriber trace mode deactivation command for a subscriber from the OMC, the HLR will send the MAP_DEACTIVATE_TRACE_MODE request to the VLR or to the SGSN where the subscriber is registered, if the trace mode activation has been carried out. The subscriber tracing in HLR is set to a deactive state.

If the operation is successful, the HLR will set the subscriber tracing in VLR or in SGSN to a deactive state.

If the MAP_DEACTIVATE_TRACE_MODE confirmation is received indicating an error situation, the errors are mapped to the OMC interface. The deactivation request may be also repeated; the number of repeat attempts and the time in between are HLR operator options, depending on the error returned by the VLR or by the SGSN.

The subscriber tracing deactivation procedure with VLR is shown in figure 20.2/8.

The subscriber tracing deactivation procedure with SGSN is shown in figure 20.2/15.

Process DTM_HLR_with_VLR

20.2_8.1(2)

Figure 20.2/8: The subscriber tracing deactivation process in the HLR

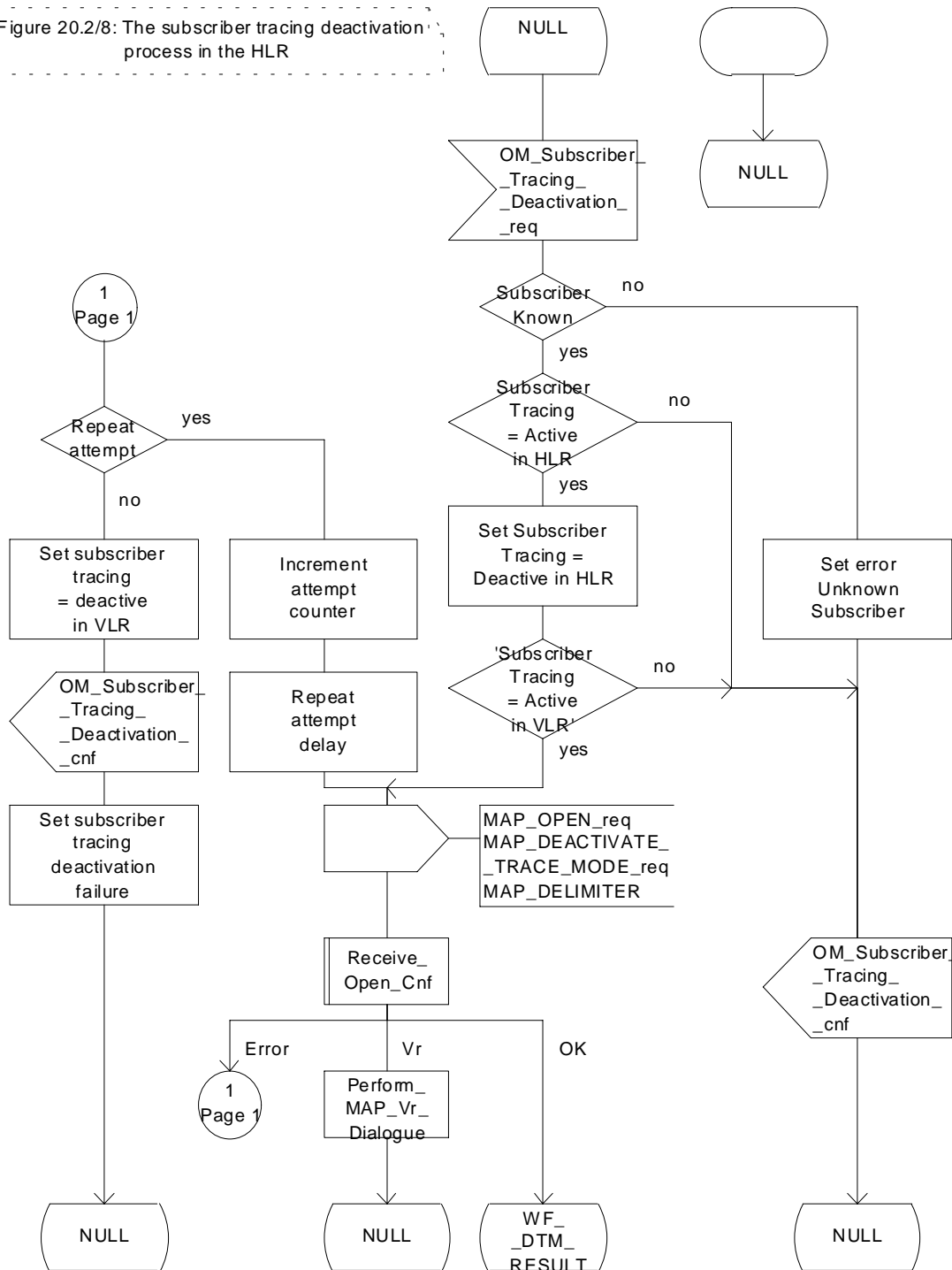


Figure 20.2/8 (sheet 1 of 2): Process DTM_HLR_with_VLR

Process DTM_HLR_with_VLR

20.2_8.2(2)

Figure 20.2/8: The subscriber tracing deactivation process in the HLR

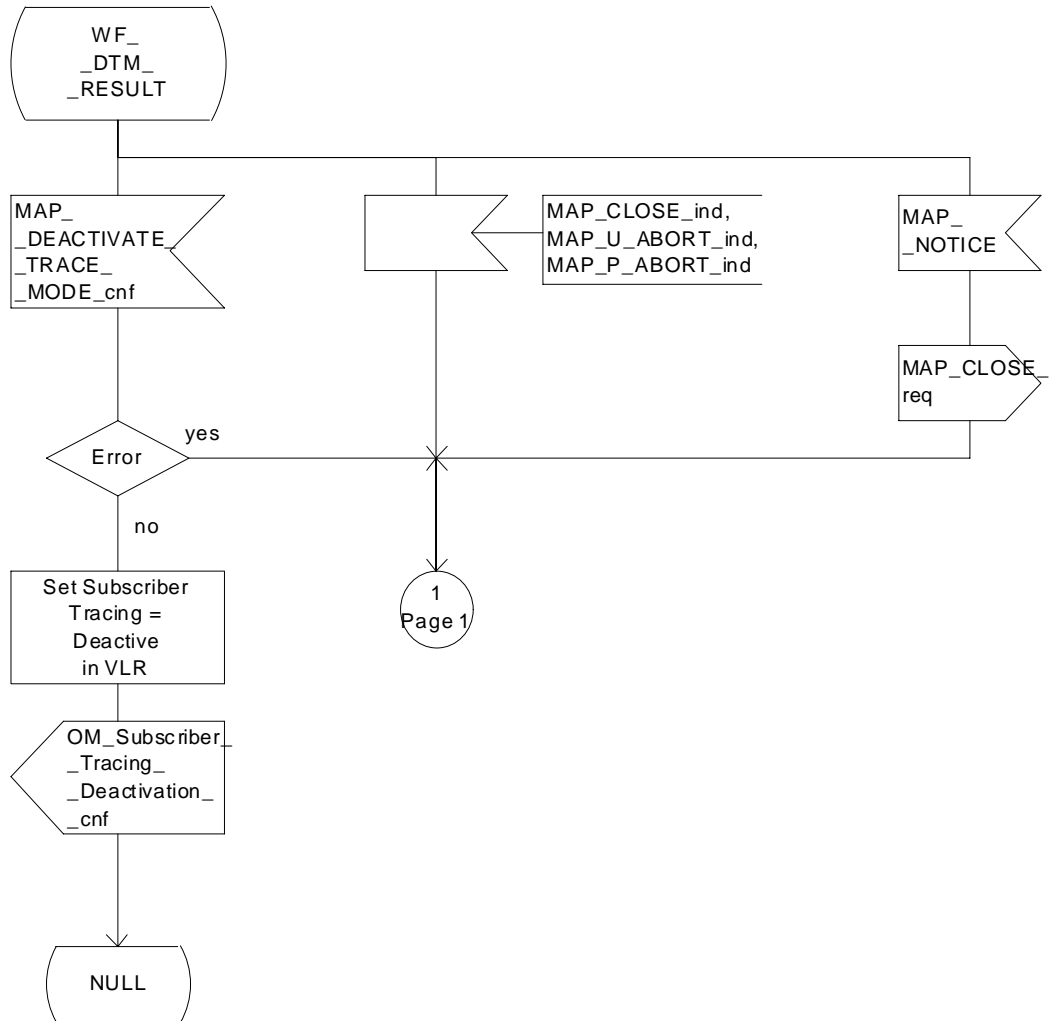


Figure 20.2/8 (sheet 2 of 2): Process DTM_HLR_with_VLR

Process DTM_HLR_with_SGSN

20.2_15.1(2)

Figure 20.2/15: The subscriber tracing deactivation process in the HLR with SGSN

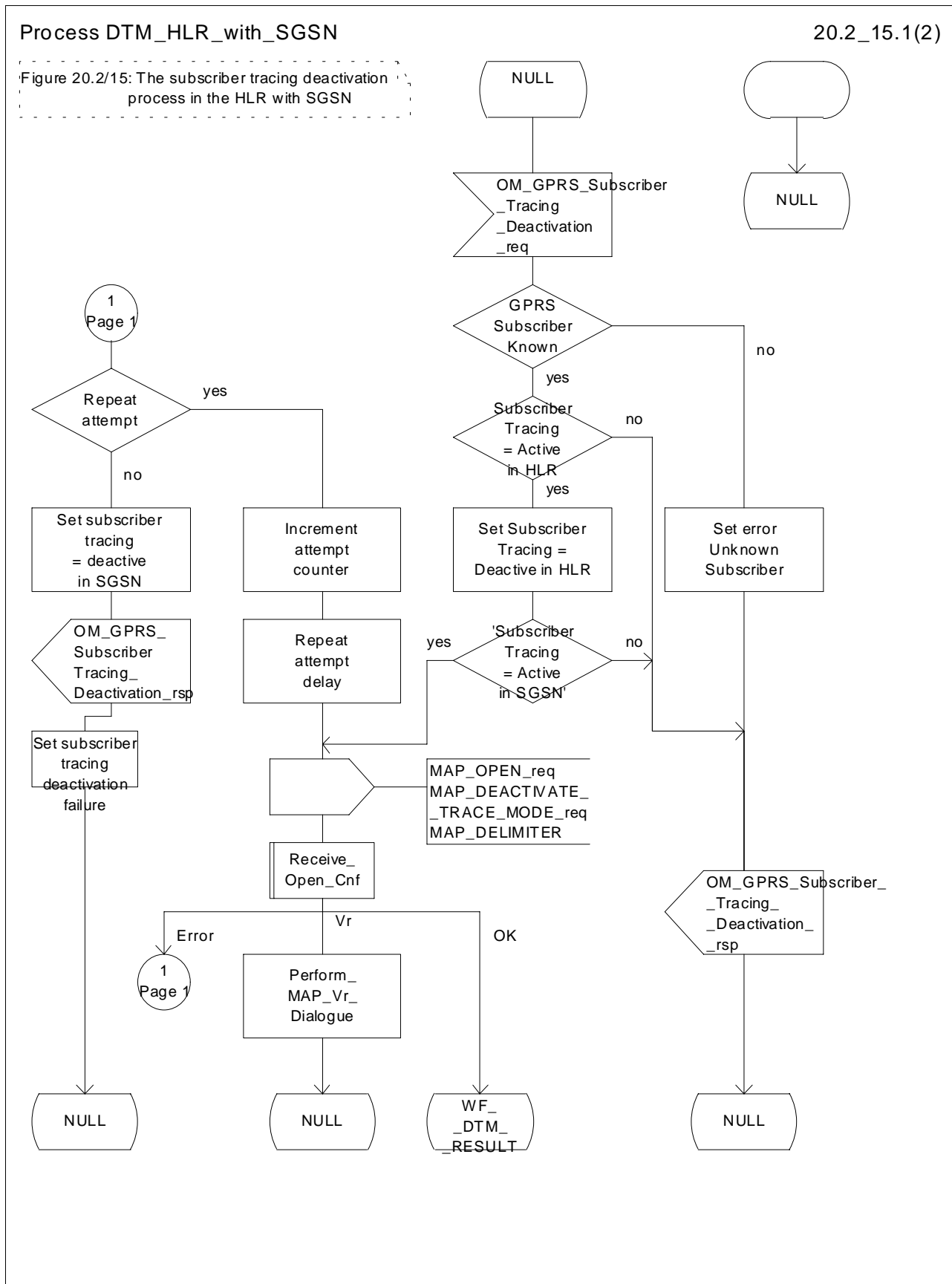


Figure 20.2/15 (sheet 1 of 2): Process DTM_HLR_with_SGSN

Process DTM_HLR_with_SGSN

20.2_15.2(2)

Figure 20.2/15: The subscriber tracing deactivation process in the HLR with SGSN

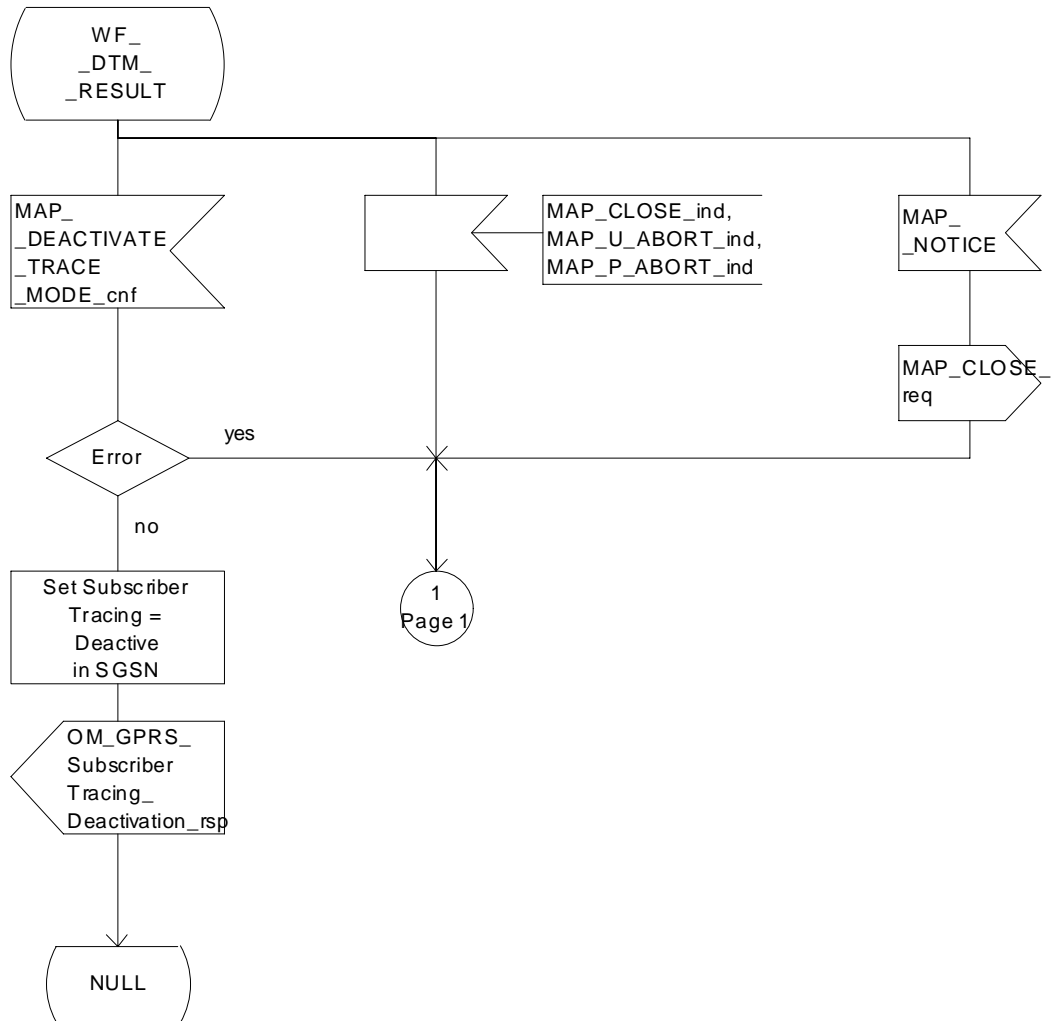


Figure 20.2/15 (sheet 2 of 2): Process DTM_HLR_with_SGSN

20.2.2 Procedures in the VLR

The VLR is involved in the following tracing procedures:

- i) Subscriber tracing activation procedure;
- ii) Subscriber tracing deactivation procedure;
- iii) Subscriber tracing procedure.

20.2.2.1 Subscriber tracing activation procedure

When receiving a MAP_ACTIVATE_TRACE_MODE indication, the VLR will check the parameters and data in the primitive. Data errors are reported as an unexpected data value error or as a data missing error depending on the nature of the error.

If the subscriber is known, the tracing facility is supported and the tracing capacity is not exceeded, the successful report is sent in the MAP_ACTIVATE_TRACE_MODE response primitive.

The MAP_ACTIVATE_TRACE_MODE indication primitive may be received during a location updating or data restoration procedure, so the location updating or restore data process shall use the macro Activate_Tracing_VLR (see figure 25.9/3).

The subscriber tracing activation process in the VLR is shown in figure 20.2/9.

Process ATM_VLR_Standalone

20.2_9(1)

FIGURE 20.2/9 The subscriber tracing activation process for standalone operation in the VLR

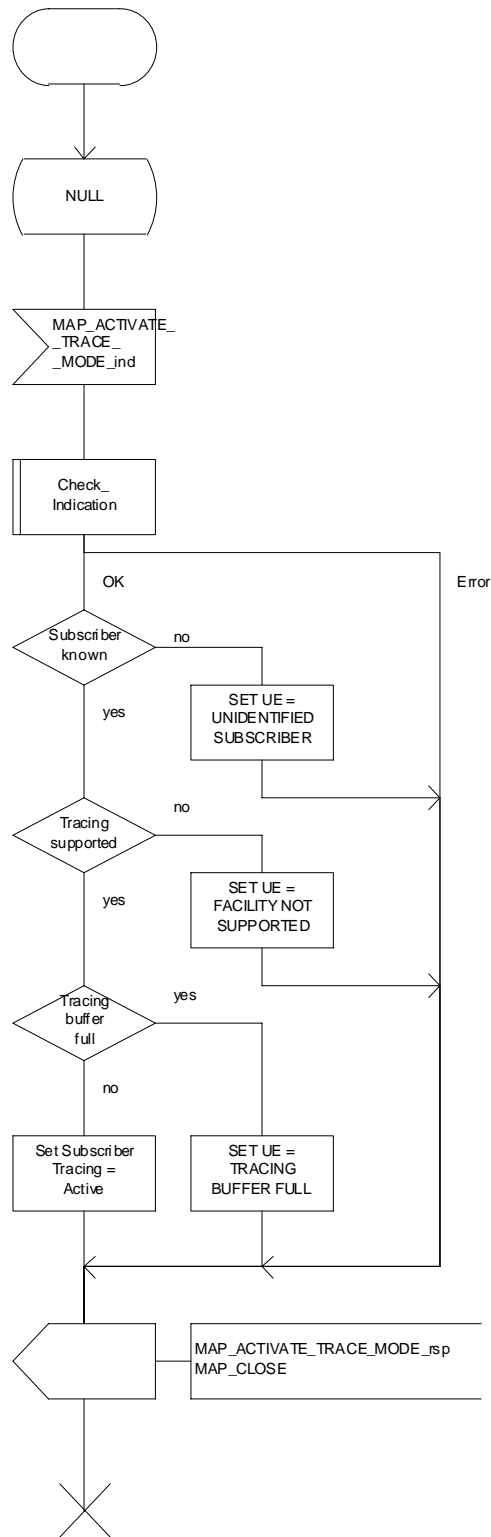


Figure 20.2/9: Process ATM_VLR_Standalone

20.2.2.2 Subscriber tracing deactivation procedure

When receiving a MAP_DEACTIVATE_TRACE_MODE indication, the VLR will check the parameters and data in the primitive. Data errors are reported as an unexpected data value error or as a data missing error depending on the nature of the error.

If the subscriber is known and the tracing facility is supported, the successful report is sent in the MAP_DEACTIVATE_TRACE_MODE response primitive.

The subscriber tracing deactivation procedure in the VLR is shown in figure 20.2/10.

Process DTM_VLR_Standalone

20.2_10(1)

Figure 20.2/10: The subscriber tracing deactivation process in the VLR

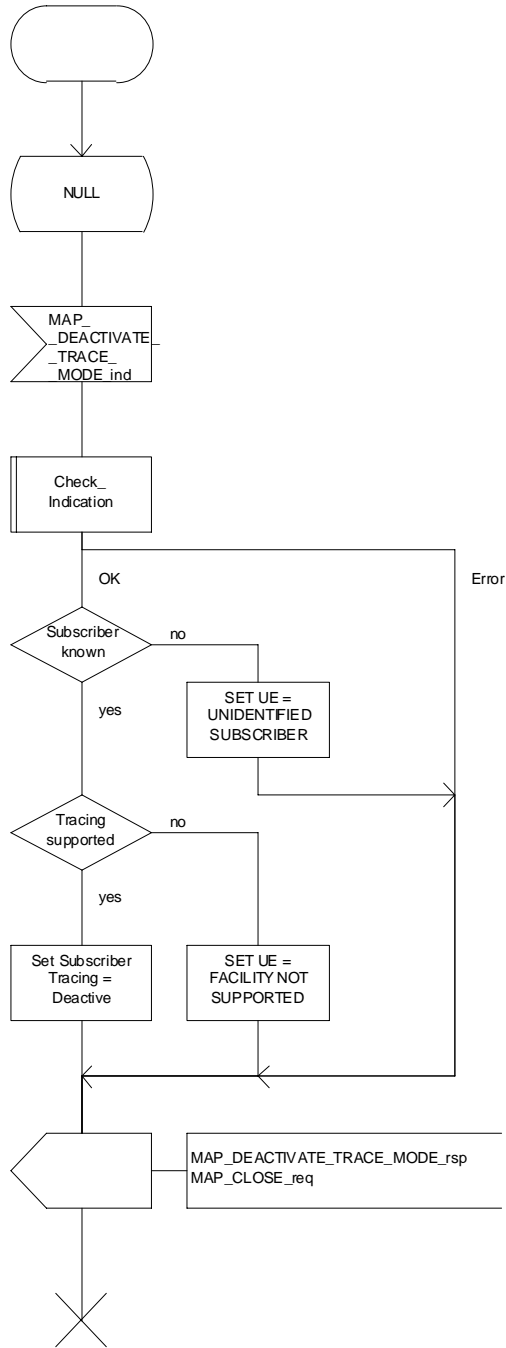


Figure 20.2/10: Process DTM_VLR_Standalone

20.2.2.3 Subscriber tracing procedure

When the VLR receives a MAP_PROCESS_ACCESS_REQUEST or MAP_UPDATE_LOCATION_AREA indication related to any subscriber activity from the MSC, the subscriber tracing procedure may be carried out. The macro Trace_Subscriber_Activity_VLR is shown in figure 25.9/2.

20.2.3 Procedures in the MSC

The MSC is involved in the following tracing procedure:

- i) Subscriber tracing procedure.

20.2.3.1 Subscriber tracing procedure

When receiving the MAP_TRACE_SUBSCRIBER_ACTIVITY indication from the VLR, the MSC stores trace reference, trace type and the identity of the OMC in charge of the trace, and the MSC starts to collect the trace information. The MSC will send the trace record to the OMC.

The macro Trace_Subscriber_Activity_MSC is shown in figure 25.9/1.

20.2.4 Procedures in the SGSN

The SGSN is involved in the following tracing procedures:

- i) Subscriber tracing activation procedure;
- ii) Subscriber tracing deactivation procedure;

20.2.4.1 Subscriber tracing activation procedure

When receiving a MAP_ACTIVATE_TRACE_MODE indication, the SGSN will check the parameters and data in the primitive. Data errors are reported as an unexpected data value error or as a data missing error depending on the nature of the error.

If the subscriber is known, the tracing facility is supported and the tracing capacity is not exceeded, the successful report is sent in the MAP_ACTIVATE_TRACE_MODE response primitive.

The MAP_ACTIVATE_TRACE_MODE indication primitive may be received during a location updating or data restoration procedure, so the location updating or restore data process shall use the macro Activate_Tracing_SGSN (see figure 25.9/7).

The subscriber tracing activation process in the SGSN is shown in figure 20.2/16.

20.2.4.2 Subscriber tracing deactivation procedure in SGSN

When receiving a MAP_DEACTIVATE_TRACE_MODE indication, the SGSN will check the parameters and data in the primitive. Data errors are reported as an unexpected data value error or as a data missing error depending on the nature of the error.

If the subscriber is known and the tracing facility is supported, the successful report is sent in the MAP_DEACTIVATE_TRACE_MODE response primitive.

The subscriber tracing deactivation procedure in the SGSN is shown in figure 20.2/17.

Process ATM_SGSN_Standalone

20.2_16(1)

FIGURE 20.2/16: The subscriber tracing activation process for standalone operation in the SGSN

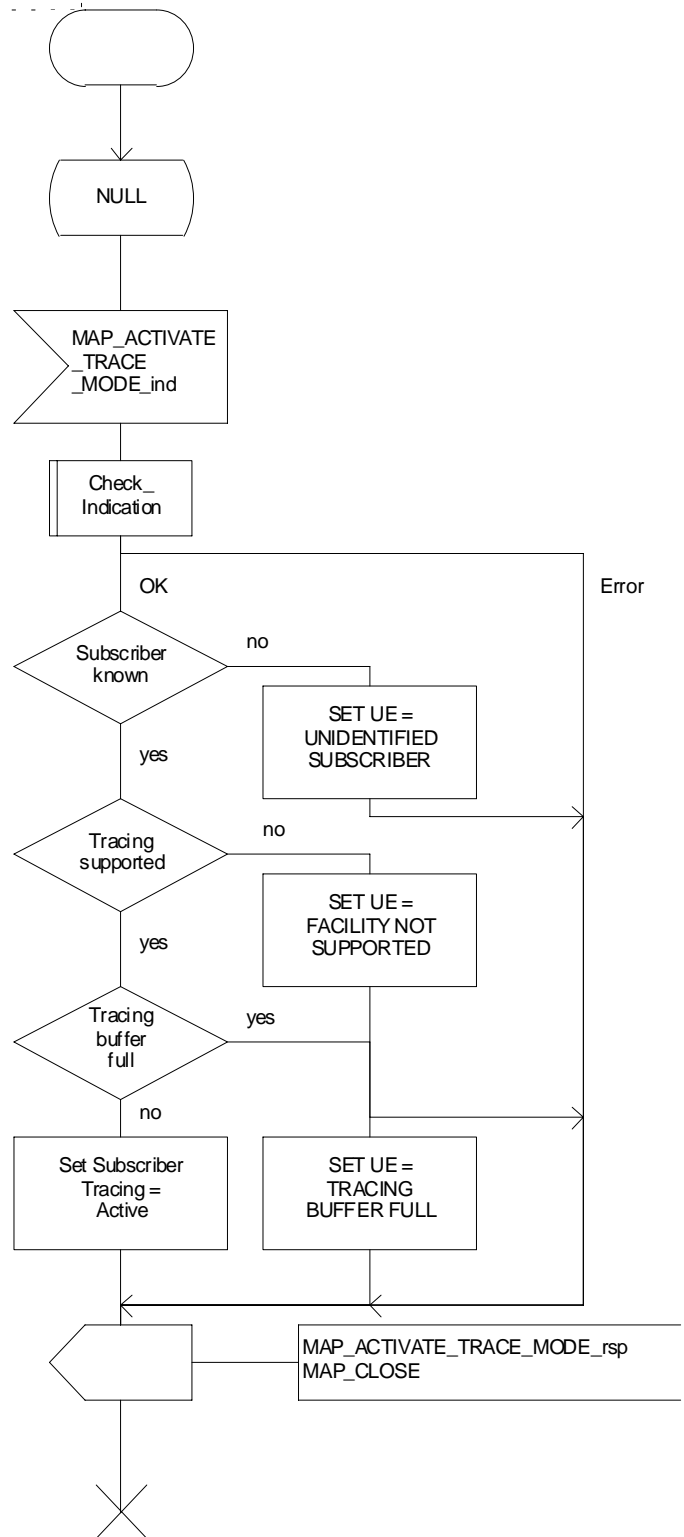


Figure 20.2/16: Process ATM_SGSN_Standalone

Process DTM_SGSN_Standalone

20.2_17(1)

Figure 20.2/17: The subscriber tracing deactivation process in the SGSN

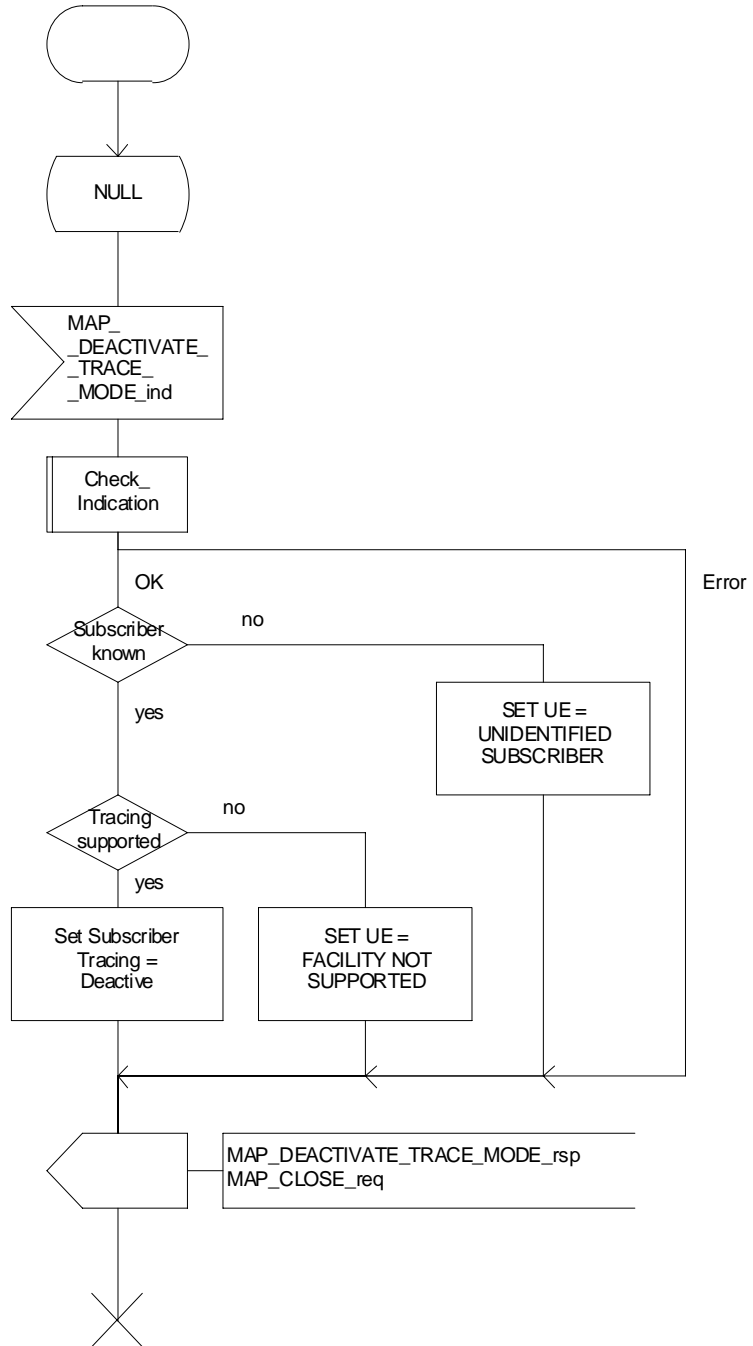


Figure 20.2/17: Process DTM_SGSN_Standalone

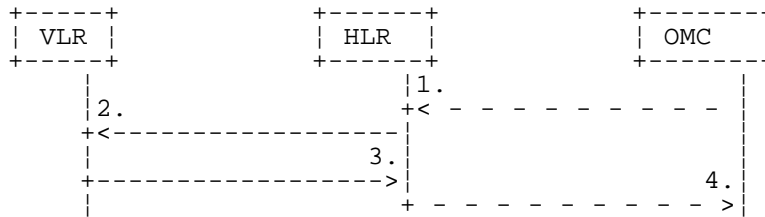
20.3 Subscriber data management procedures

Two types of subscriber data management procedures exist in the Mobile Application Part

- i) Subscriber Deletion;
- ii) Subscriber Data Modification.

No requirements have been identified for the Subscriber creation and subscriber data interrogation procedures.

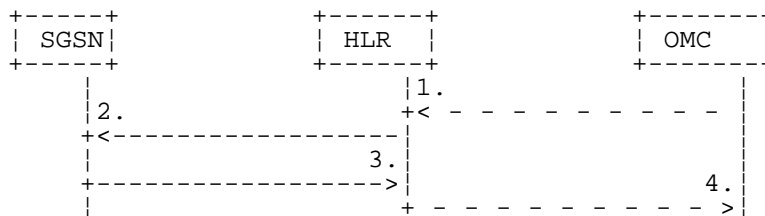
The subscriber deletion and subscriber data modification procedures are initiated by the OMC (see figures 20.3/1 , 20.3/2, 20.3/8 and 20.3/9).



- 1) Delete Subscriber
- 2) MAP_CANCEL_LOCATION
- 3) MAP_CANCEL_LOCATION_ACK
- 4) Subscriber Deleted

Figure 20.3/1: Subscriber deletion procedure

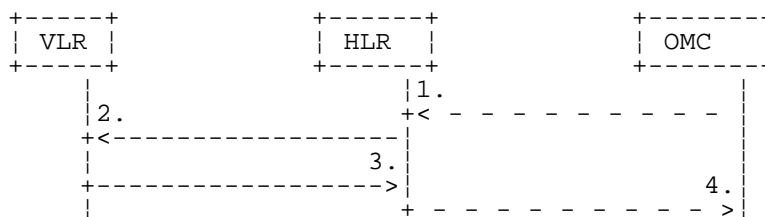
In the subscriber deletion procedure the subscriber data should be removed from the VLR and from the HLR. The HLR uses the MAP_CANCEL_LOCATION service.



- 1) Delete GPRS Subscriber
- 2) MAP_CANCEL_LOCATION
- 3) MAP_CANCEL_LOCATION_ACK
- 4) GPRS Subscriber Deleted

Figure 20.3/8: Subscriber deletion procedure for GPRS

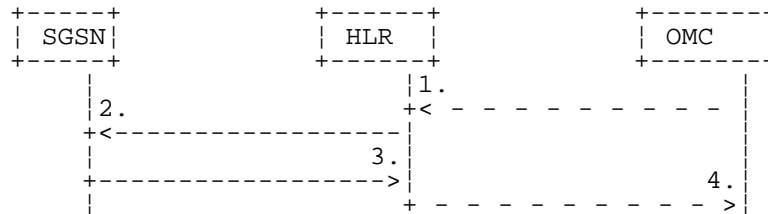
In the subscriber deletion procedure the subscriber data should be removed from the SGSN and from the HLR. The HLR uses the MAP_CANCEL_LOCATION service.



- 1) Modify Subscriber Data

- 2) MAP_CANCEL_LOCATION, MAP_INSERT_SUBSCRIBER_DATA or MAP_DELETE_SUBSCRIBER_DATA
- 3) MAP_CANCEL_LOCATION_ACK, MAP_INSERT_SUBSCRIBER_DATA_ACK or MAP_DELETE_SUBSCRIBER_DATA_ACK
- 4) Subscriber Data Modified

Figure 20.3/2: Subscriber data modification procedure



- 1) Modify Subscriber Data
- 2) MAP_CANCEL_LOCATION, MAP_INSERT_SUBSCRIBER_DATA or MAP_DELETE_SUBSCRIBER_DATA
- 3) MAP_CANCEL_LOCATION_ACK, MAP_INSERT_SUBSCRIBER_DATA_ACK or MAP_DELETE_SUBSCRIBER_DATA_ACK
- 4) Subscriber Data Modified

Figure 20.3/9: Subscriber data modification procedure for GPRS

In the subscriber data modification procedure the subscriber data is modified in the HLR and when necessary also in the VLR or in the SGSN. The HLR initiates either the MAP_INSERT_SUBSCRIBER_DATA, MAP_DELETE_SUBSCRIBER_DATA or MAP_CANCEL_LOCATION service depending on the modified data.

20.3.1 Procedures in the HLR

20.3.1.1 Subscriber deletion procedure

When the subscriber deletion request is received from the OMC, the HLR shall delete the subscriber data from the HLR and initiate the MAP_CANCEL_LOCATION request to the VLR or to the SGSN where the subscriber is registered.

The subscriber deletion procedure in the HLR is shown in the figure 20.3/3.

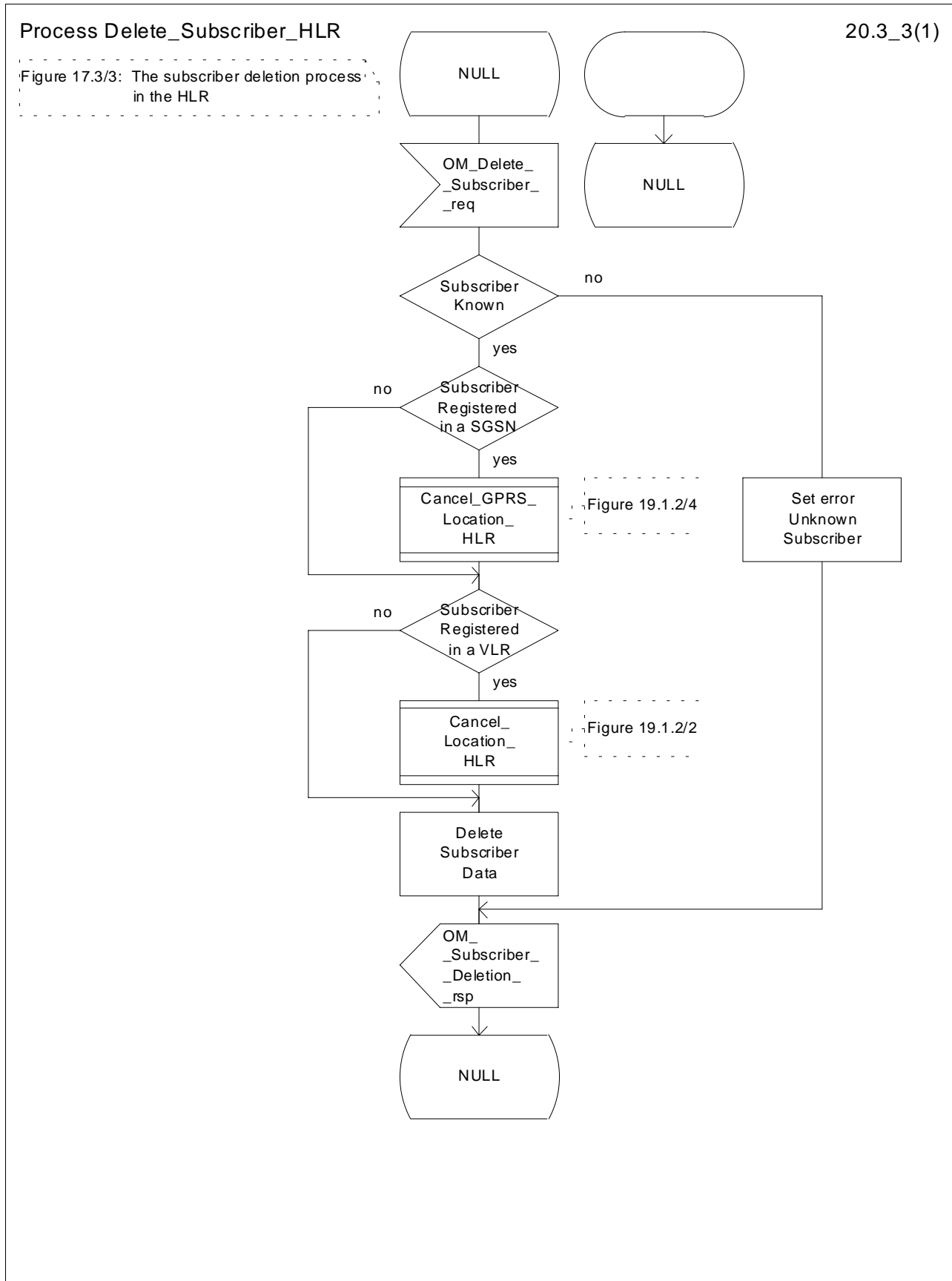


Figure 20.3/3: Process Delete_Subscriber_HLR

20.3.1.2 Subscriber data modification procedure

The OMC can modify the subscriber data in several different ways. The modifications can be categorised in following groups:

- a) no effect in the VLR;
- b) data shall be modified in both the HLR and the VLR;
- c) withdrawal of a basic service or a supplementary service requiring change to VLR data;
- d) modification affects on the roaming of the subscriber and the subscriber shall be removed from the VLR data base;
- e) authentication algorithm or authentication key of the subscriber is modified;
- f) no effect in the SGSN;
- g) data shall be modified in both the HLR and the SGSN;
- h) withdrawal of a GPRS subscription data or a basic service or both requiring change to SGSN data;
- i) modification affects on the roaming of the subscriber and the subscriber shall be removed from the SGSN data base;
- j) withdrawal of GPRS Subscription related to Network Access Mode;
- k) withdrawal of non-GPRS Subscription related to Network Access Mode;

In case "b" and "g" the MAP_INSERT_SUBSCRIBER_DATA service is initiated in the HLR.

In case "c" and "h" the MAP_DELETE_SUBSCRIBER_DATA service is initiated in the HLR.

In cases "d", "e", "i", "j" and "k" the MAP_CANCEL_LOCATION service is initiated in the HLR.

If the result of a primitive received from the VLR or from the SGSN is unsuccessful, the HLR may initiate re-attempts; the number of repeat attempts and the time in between are HLR operator options, depending on the error returned by the VLR or by the SGSN.

The subscriber data modification procedure in the HLR is shown in the figures 20.3/4, 20.3/5 and 25.7/2.

Process Modify_Data_HLR

20.3_4.1(2)

Figure 20.3/4: The subscriber data modification process in the HLR

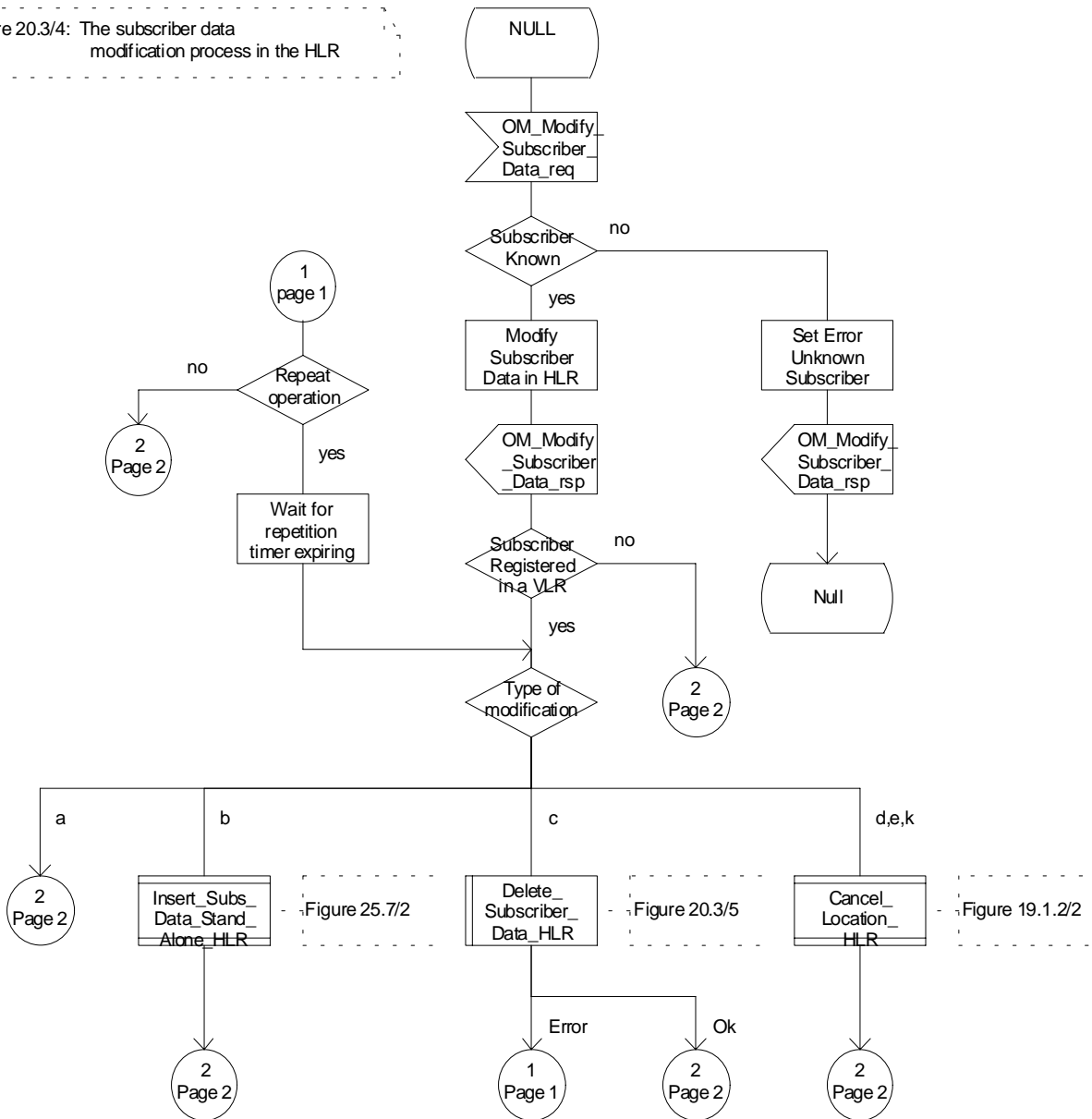


Figure 20.3/4 (sheet 1 of 2): Process Modify_Data_HLR

Process Modify_Data_HLR

20.3_4.2(2)

Figure 20.3/4: The subscriber data modification process in the HLR

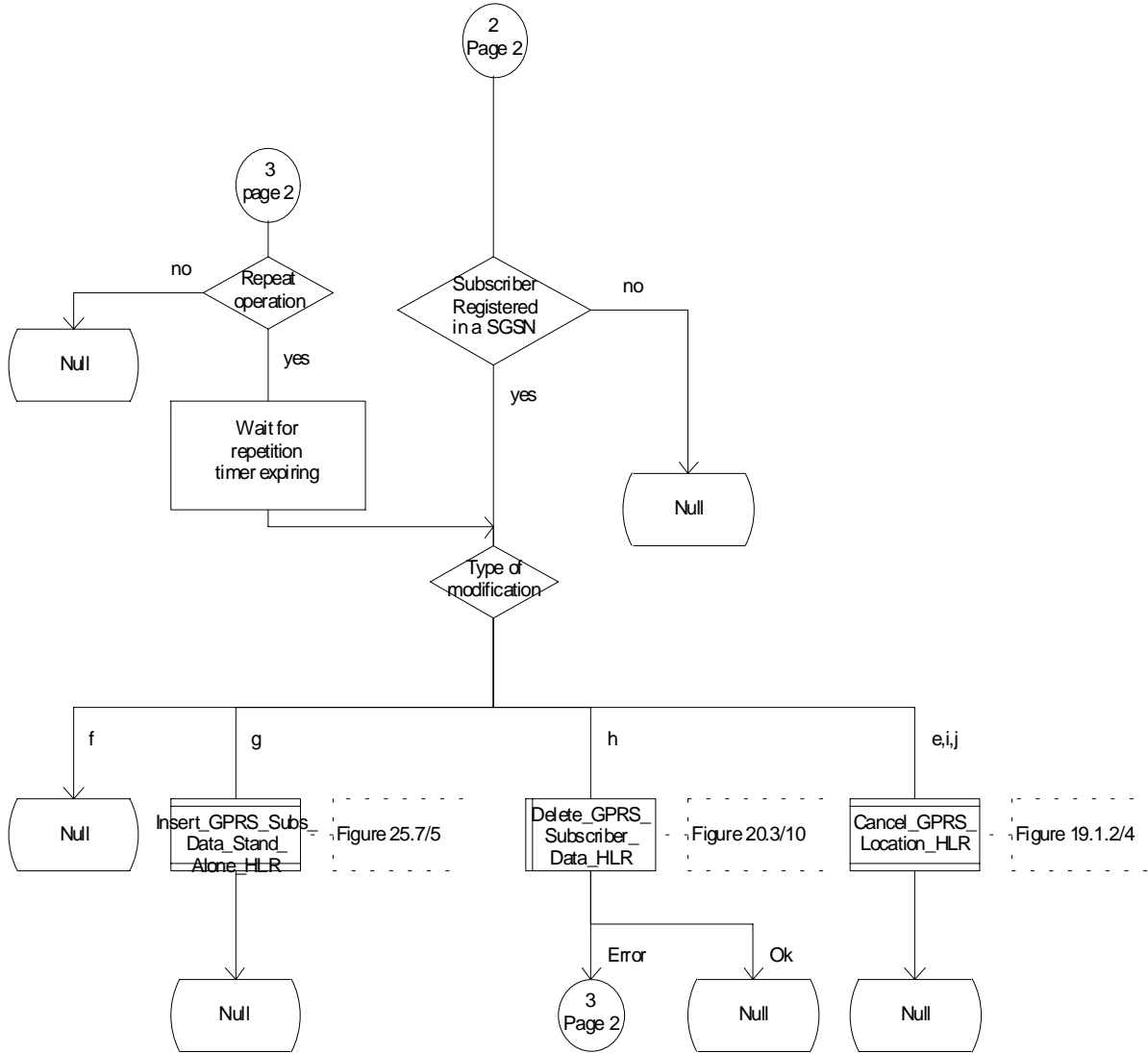


Figure 20.3/4 (sheet 2 of 2): Process Modify_Data_HLR

Macrodefinition Delete_Subscriber_Data_HLR

20.3_5(1)

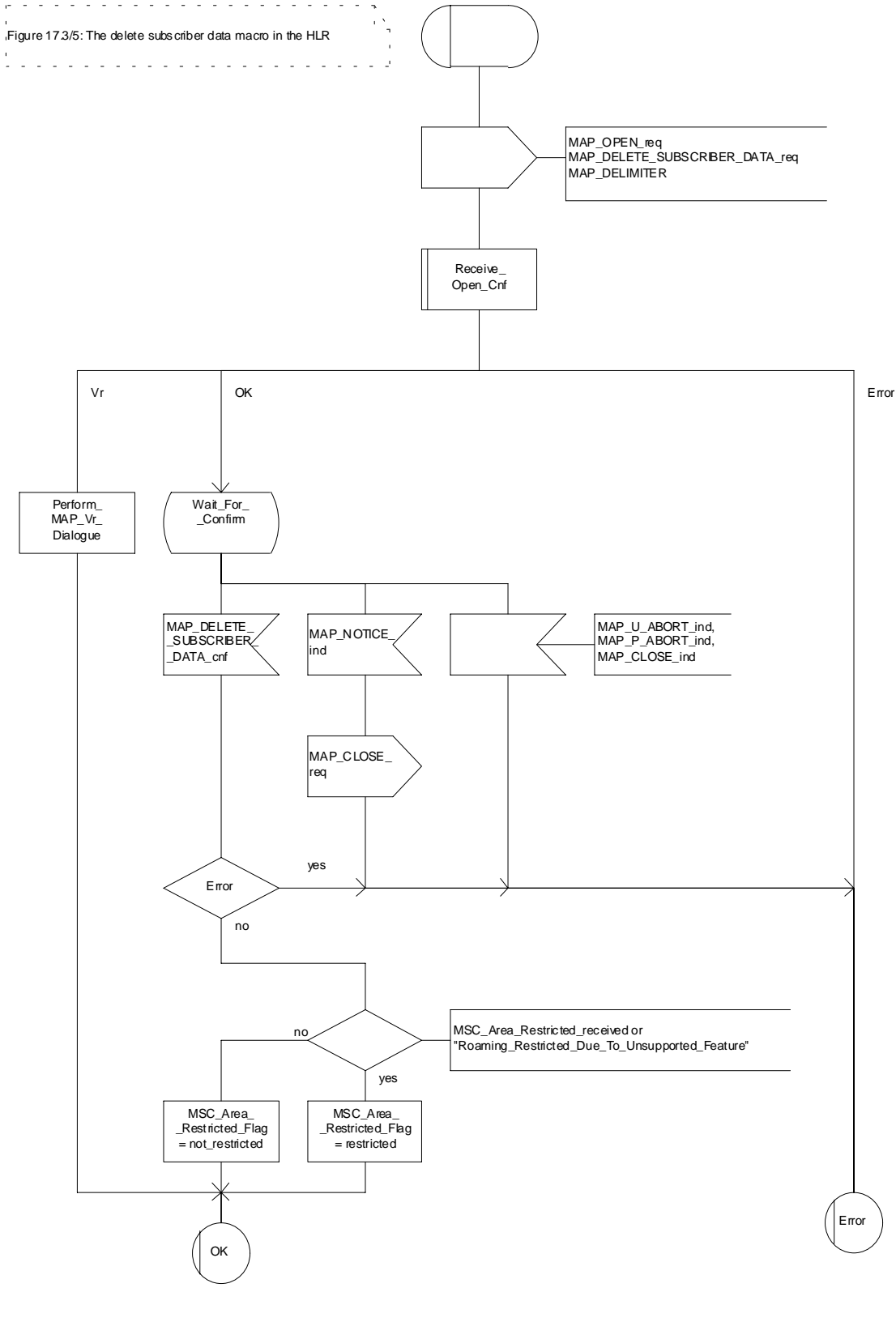


Figure 20.3/5: Macro Delete_Subscriber_Data_HLR

20.3.2 Procedures in the VLR

20.3.2.1 Subscriber deletion procedure

The subscriber deletion procedure in the VLR is described in the subclause 19.1.

20.3.2.2 Subscriber data modification procedure

When receiving either the MAP_INSERT_SUBSCRIBER_DATA indication or the MAP_DELETE_SUBSCRIBER_DATA indication, the VLR checks the parameters and data in the primitive. Data errors are reported as an unexpected data value error or a data missing error depending on the nature of the error.

After receiving the first MAP_INSERT_SUBSCRIBER_DATA indication, the VLR will check the IMSI that is included in the primitive. If the IMSI is unknown, the error "Unidentified subscriber" is returned.

If the VLR does not support received basic or supplementary services or the network feature Operator Determined Barring, or there is a problem with Regional Subscription Data then it reports it to the HLR.

If the entire MSC area is restricted due to regional subscription, this is reported to the HLR.

If the updating of the subscriber data is not possible, the VLR will initiate the MAP_U_ABORT request primitive. If the updating is successful, the MAP_CLOSE indication is received from the HLR.

The subscriber data modification procedure in the VLR is shown in the figures 20.3/6, 20.3/7 and 25.7/1.

Process INS_SUBS_DATA_VLR

20.3_6(1)

Figure 20.3/6: The insert subscriber data process in the VLR

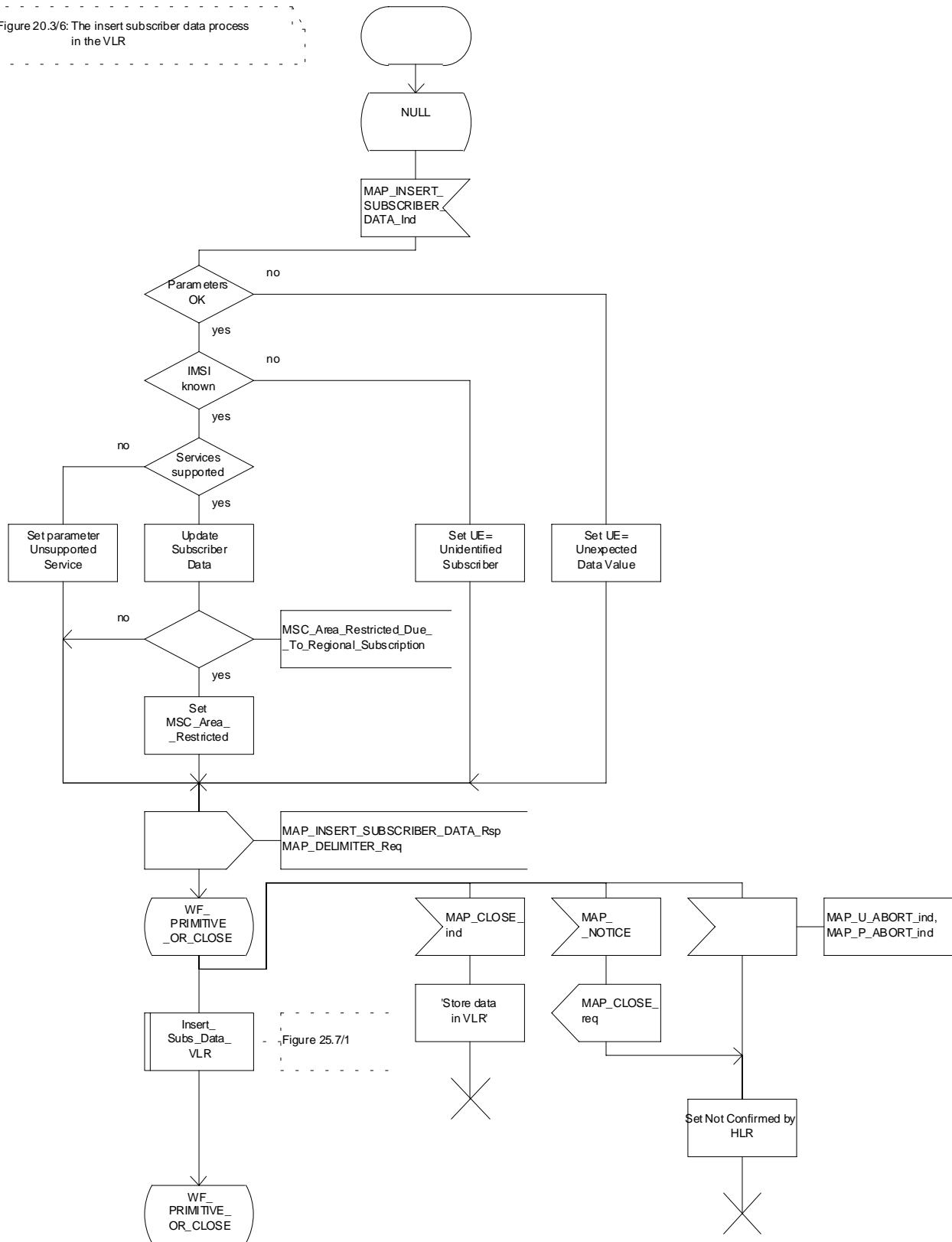


Figure 20.3/6: Process INS_SUBS_DATA_VLR

Process Delete_Subscriber_Data_VLR

20.3_7(1)

Figure 20.3/7: The delete subscriber data process in the VLR

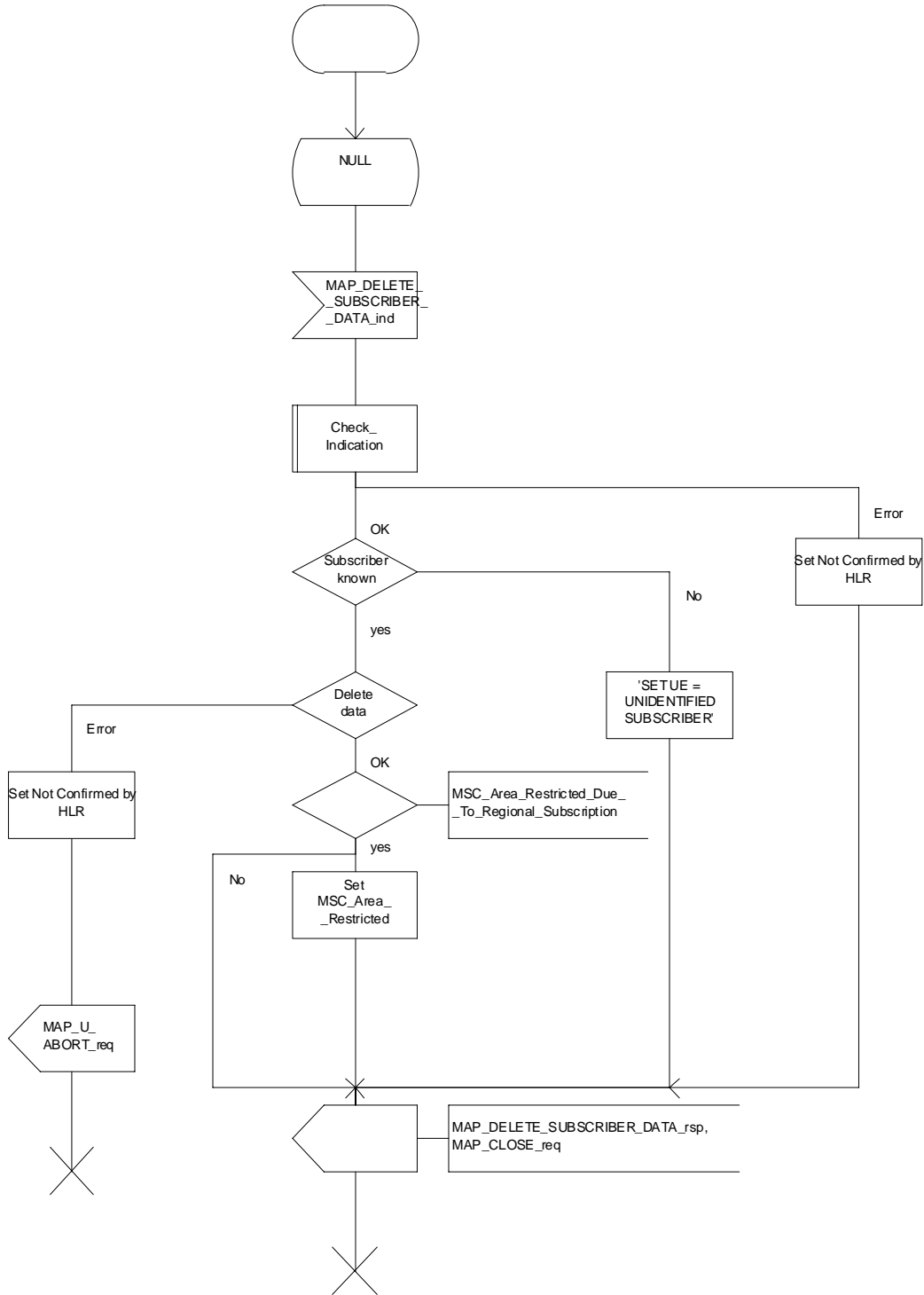


Figure 20.3/7: Process Delete_Subscriber_Data_VLR

20.3.3 Procedures in the SGSN

20.3.3.1 Subscriber deletion procedure

The subscriber deletion procedure in the SGSN is described in the subclause 19.1.

20.3.3.2 Subscriber data modification procedure

When receiving either the MAP_INSERT_SUBSCRIBER_DATA indication or the MAP_DELETE_SUBSCRIBER_DATA indication, the SGSN checks the parameters and data in the primitive. Data errors are reported as an unexpected data value error or a data missing error depending on the nature of the error.

After receiving the first MAP_INSERT_SUBSCRIBER_DATA indication, the SGSN will check the IMSI that is included in the primitive. If the IMSI is unknown, the error "Unidentified subscriber" is returned.

If the SGSN does not support received basic services or the network feature Operator Determined Barring, or there is a problem with Regional Subscription Data then it reports it to the HLR.

If the entire SGSN area is restricted due to regional subscription, this is reported to the HLR.

If the updating of the subscriber data is not possible, the SGSN will initiate the MAP_U_ABORT request primitive. If the updating is successful, the MAP_CLOSE indication is received from the HLR.

The subscriber data modification procedure in the SGSN is shown in the figures 20.3/11, 20.3/12 and 25.7/5.

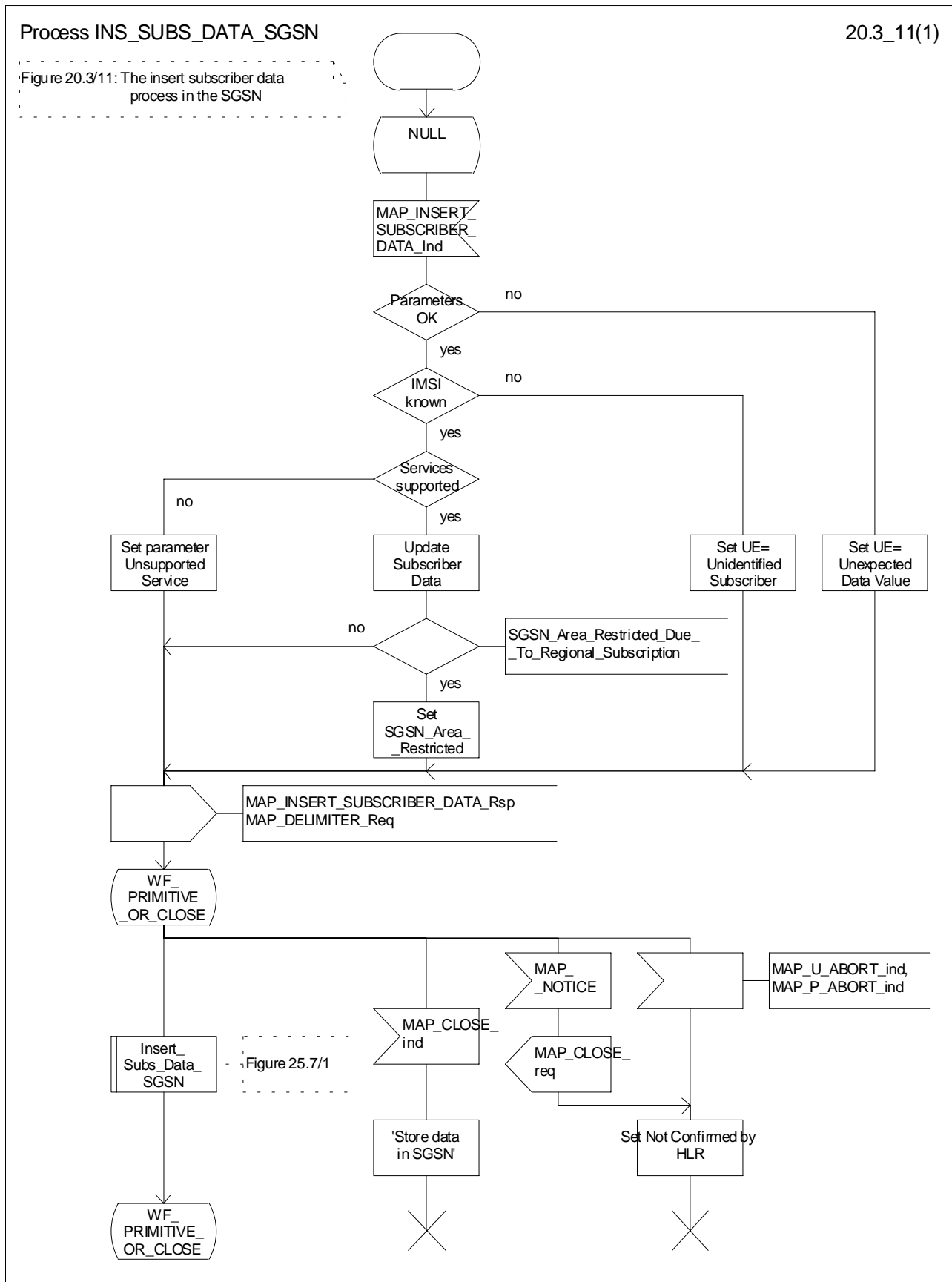


Figure 20.3/11: Process INS_SUBS_DATA_SGSN

Process Delete_Subscriber_Data_SGSN

20.3_12(1)

Figure 20.3/12: The delete subscriber data process in the SGSN

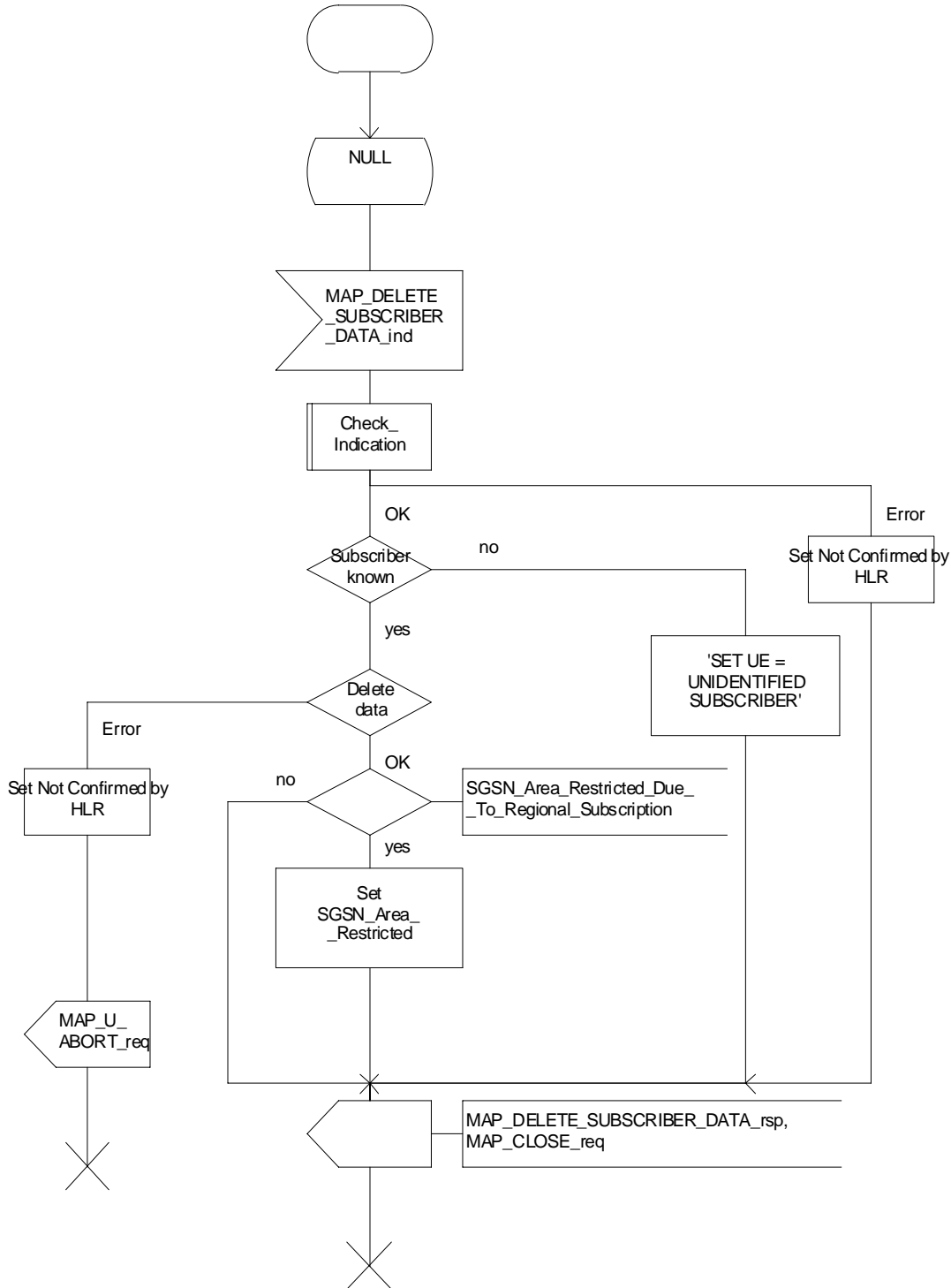
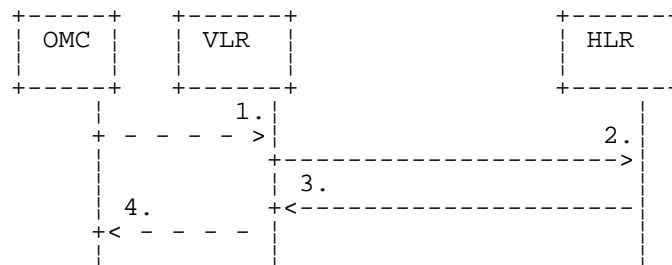


Figure 20.3/12: Process Delete_Subscriber_Data_SGSN

20.4 Subscriber Identity procedure

In the subscriber identity procedure the IMSI of the subscriber is retrieved from the HLR. The procedure is shown in figure 20.4/1.



- 1) Identity request
- 2) MAP_SEND_IMSI
- 3) MAP_SEND_IMSI_ACK
- 4) Identity confirm

Figure 20.4/1: The subscriber identity procedure

20.4.1 Subscriber identity procedure in the HLR

Opening of the dialogue is described in the macro `Receive_Open_Ind` in subclause 25.1, with outcomes:

- procedure termination; or
- dialogue acceptance, with proceeding as below.

When receiving the `MAP_SEND_IMSI` indication, the HLR will check the parameters and data in the primitive. Data errors are reported as an unexpected data value error or a data missing error depending on the nature of the error.

If the subscriber is known in the HLR, the IMSI is fetched from the database and sent to the VLR. If the MSISDN cannot be identified, unknown subscriber indication is passed to the VLR.

The subscriber identity procedure in the HLR is shown in figure 20.4/2.

Process Send_IMSI_HLR

20.4_2(1)

Figure 20.4/2: The send IMSI process in the HLR

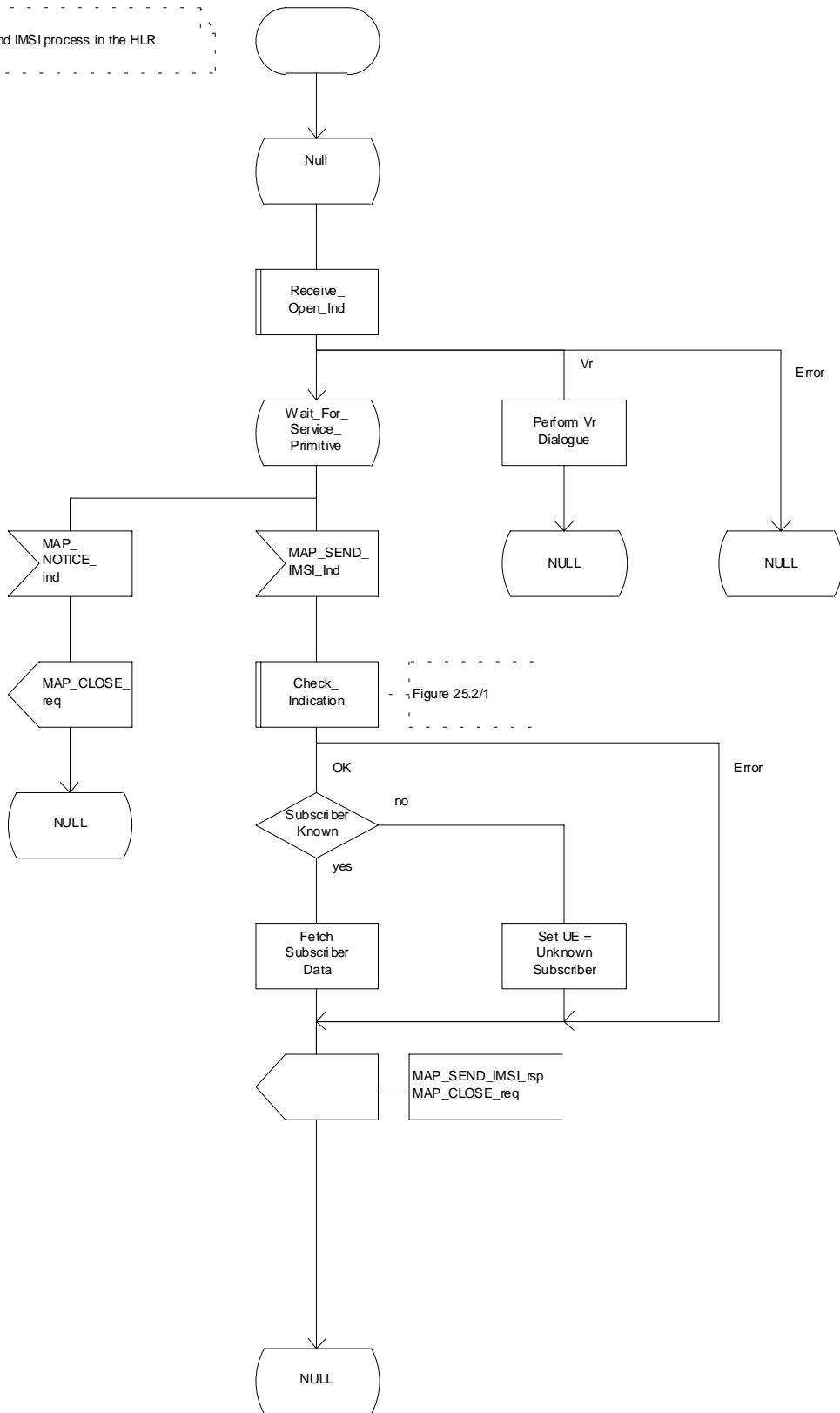


Figure 20.4/2: Process Send_IMSI_HLR

20.4.2 Subscriber identity procedure in the VLR

When the IMSI request is received from the OMC, the VLR will send the MAP_SEND_IMSI request to the HLR. The contents of the response are sent to the OMC.

The subscriber identity procedure in the VLR is shown in figure 20.4/3.

Process Send_IMSI_VLR

20.4_3(1)

Figure 20.4/3: The send IMSI process in the VLR

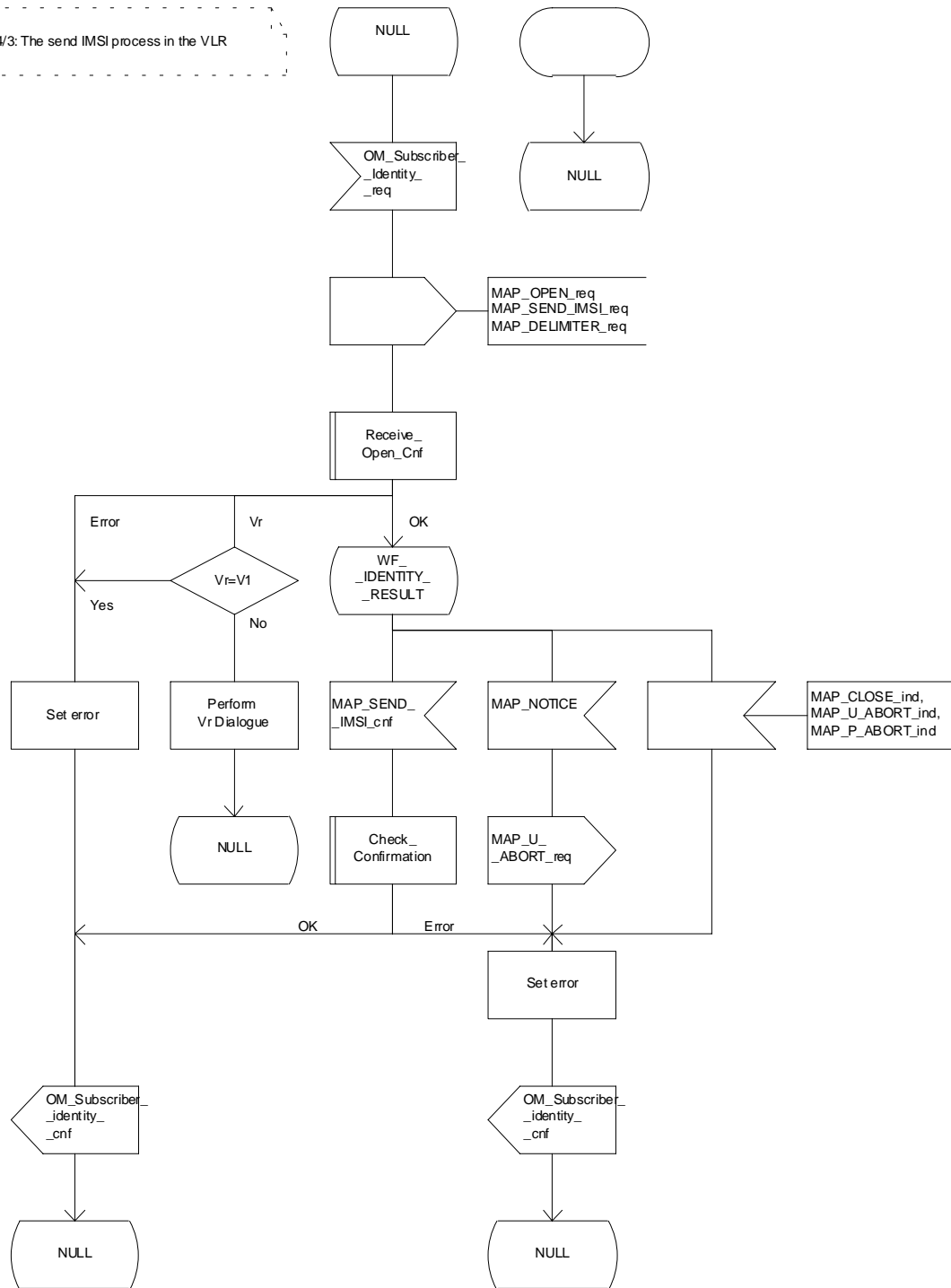


Figure 20.4/3: Process Send_IMSI_VLR

21 Call handling procedures

21.1 General

The MAP call handling procedures are used:

- to retrieve routing information to handle a mobile terminating call;
- to transfer control of a call back to the GMSC if the call is to be forwarded;
- to retrieve and transfer information between anchor MSC and relay MSC for inter MSC group calls / broadcast calls;
- to allocate resources in an SIWFS;
- to handle the reporting of MS status for call completion services;
- to handle the notification of remote user free for CCBS;
- to handle the alerting and termination of ongoing call activities for a specific subscriber.

The procedures to handle a mobile originating call and a mobile terminating call after the call has arrived at the destination MSC do not require any signalling over a MAP interface. These procedures are specified in GSM 03.18 [97].

The stage 2 specification for the retrieval of routing information to handle a mobile terminating call is in GSM 03.18 [97]; modifications to this procedure for CAMEL are specified in 3G TS 23.078 [98], for optimal routing of a basic mobile-to-mobile call in GSM 03.79 [99] and for CCBS in GSM 03.93. The interworking between the MAP signalling procedures and the call handling procedures for each entity (GMSC, HLR and VLR) is shown by the transfer of signals between these procedures.

The stage 2 specification for the transfer of control of a call back to the GMSC if the call is to be forwarded is in GSM 03.79 [99]. The interworking between the MAP signalling procedures and the call handling procedures for each entity (VMSC and GMSC) is shown by the transfer of signals between these procedures.

The stage 2 specifications for inter MSC group calls / broadcast calls are in GSM 03.68 and GSM 03.69. The interworking between the MAP signalling procedures and the group call /broadcast call procedures for each entity (Anchor MSC and Relay MSC) is shown by the transfer of signals between these procedures.

The stage 2 specification for the allocation of resources in an SIWFS is in GSM 03.54. The interworking between the MAP signalling procedures and the call handling procedures for each entity (VMSC and SIWFS) is shown by the transfer of signals between these procedures.

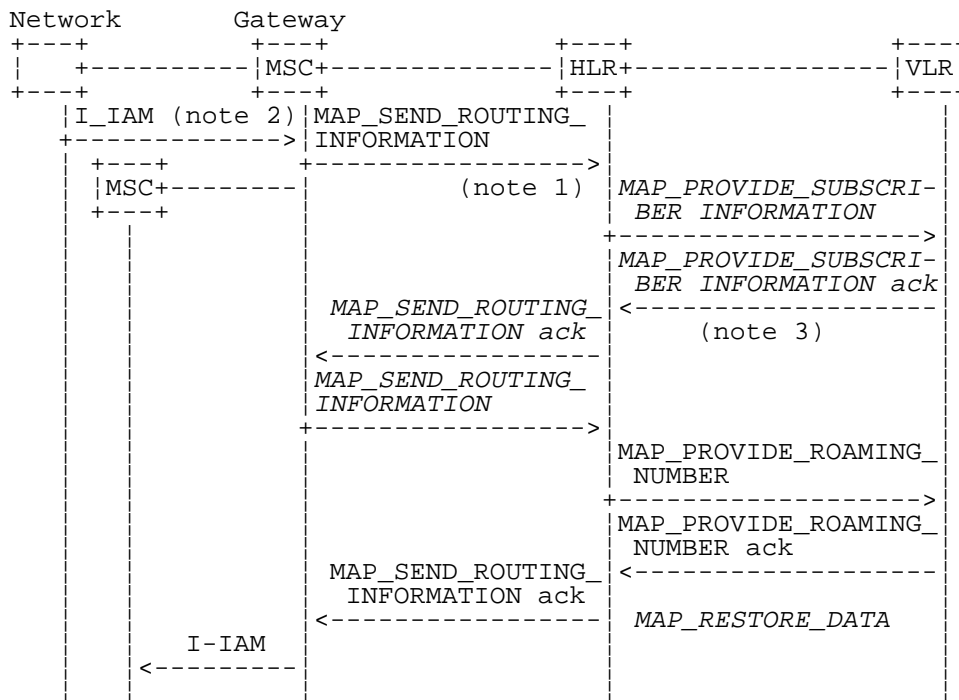
The interworking between the call handling procedures and signalling protocols other than MAP are shown in GSM 03.18, 3G TS 23.078 and GSM 03.79.

The stage 2 specification for the handling of reporting of MS status for call completion services and notification of remote user free for CCBS is in GSM 03.93.

21.2 Retrieval of routing information

21.2.1 General

The message flows for successful retrieval of routing information for a mobile terminating call are shown in figure 21.2/1 (mobile terminating call which has not been optimally routed) and 21.2/2 (mobile-to-mobile call which has been optimally routed).



Notes:

xxx = Optional Procedure

NOTE 1: This service may also be used by an ISDN exchange for obtaining routing information from the HLR.

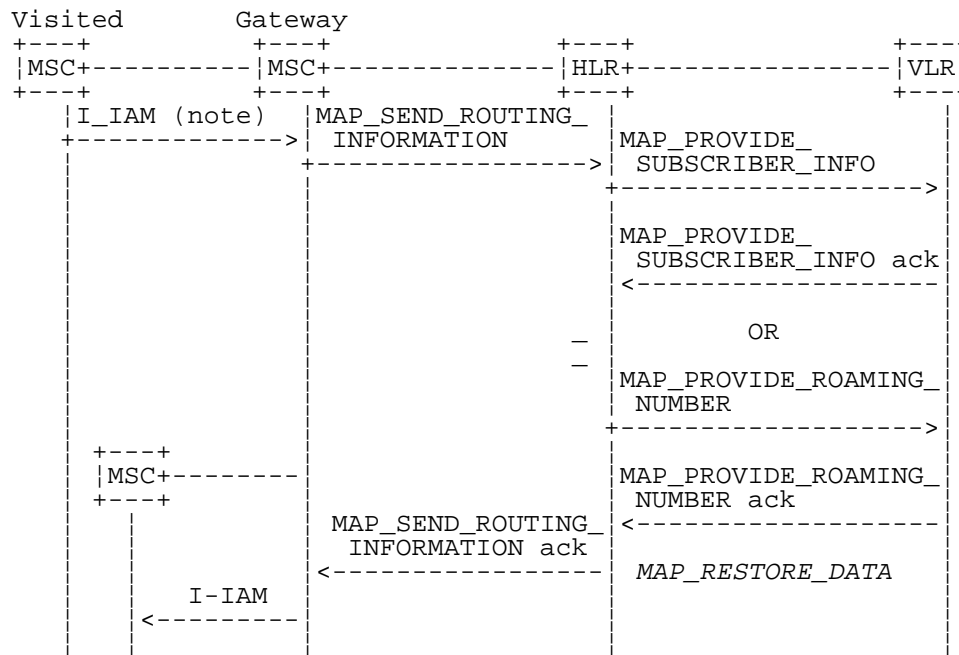
NOTE 2: TUP or ISUP may be used in signalling between MSCs, depending on the network type between the MSCs. For further details on the TUP and ISUP procedures refer to the following ITU-T Recommendations and ETSI specification:

Q.721-725 - Telephone User Part (TUP);

ETS 300 356-1 - Integrated Services Digital Network (ISDN); Signalling System No.7; ISDN User Part (ISUP) version 2 for the international interface; Part 1: Basic services.

NOTE 3: As a network operator option, the HLR sends MAP_PROVIDE_SUBSCRIBER_INFORMATION to the VLR. For further details on the CAMEL procedures refer to GSM 03.78.

Figure 21.2/1: Message flow for retrieval of routing information (non-optimally routed call)



Notes:

xxx = Optional Procedure

For Optimal Routing phase 1, only one of the information flows for Provide Subscriber Info and Provide Roaming Number is used. For later phases of Optimal Routing, the HLR may return a MAP_SEND_ROUTING_INFORMATION ack after the Provide Subscriber Info information flow, and the GMSC may send a second MAP_SEND_ROUTING_INFORMATION, which will trigger the Provide Roaming Number information flow.

TUP or ISUP may be used in signalling between MSCs, depending on the network type between the MSCs. For further details on the TUP and ISUP procedures refer to the following CCITT Recommendations & ETSI specification:

Q.721-725 - Telephone User Part (TUP);

ETS 300 356-1 - Integrated Services Digital Network (ISDN); Signalling System No.7; ISDN User Part (ISUP) version 2 for the international interface; Part 1: Basic services.

Figure 21.2/2: Message flow for retrieval of routing information (optimally routed call)

The following MAP services are used to retrieve routing information:

MAP_SEND_ROUTING_INFORMATION	see subclause 10.1;
MAP_PROVIDE_ROAMING_NUMBER	see subclause 10.2;
MAP_PROVIDE_SUBSCRIBER_INFO	see subclause 8.11.2;
MAP_RESTORE_DATA	see subclause 8.10.3.

21.2.2 Process in the GMSC

The MAP process in the GMSC to retrieve routing information for a mobile terminating call is shown in figure 21.2/3. The MAP process invokes macros not defined in this subclause; the definitions of these macros can be found as follows:

Receive_Open_Cnf	see subclause 25.1.2;
Check_Confirmation	see subclause 25.2.2.

Successful Outcome

When the MAP process receives a Send Routeing Info request from the call handling process in the GMSC, it requests a dialogue with the HLR whose identity is contained in the Send Routeing Info request by sending a MAP_OPEN service request, requests routing information using a MAP_SEND_ROUTING_INFORMATION service request and invokes the macro Receive_Open_Cnf to wait for the response to the dialogue opening request. If the dialogue opening is successful, the MAP process waits for a response from the HLR.

If the MAP process receives a MAP_SEND_ROUTING_INFORMATION service confirm from the HLR, the MAP process invokes the macro Check_Confirmation to check the content of the confirm. If the MAP_SEND_ROUTING_INFORMATION confirm from the HLR cannot be carried in a single TC-Result component, it is carried in one or more TC-Result-NL components (each sent in a TC-CONTINUE), followed by a TC-Result-L component in a TC-END message.

If the macro Check_Confirmation takes the OK exit, the MAP process sends a Send Routeing Info ack containing the routing information received from the HLR to the call handling process in the GMSC and returns to the idle state.

Earlier version MAP dialogue with the HLR

If the macro Receive_Open_Cnf takes the Vr exit, the MAP process checks whether this is an OR interrogation (indicated by the inclusion of the OR interrogation parameter in the MAP_SEND_ROUTING_INFORMATION service request).

If this is not an OR interrogation, the GMSC performs the earlier version MAP dialogue as specified in [51] and the process returns to the idle state.

If this is an OR interrogation, the MAP process sends a Send Routeing Info negative response indicating OR not allowed to the call handling process in the GMSC and returns to the idle state.

Dialogue opening failure

If the macro Receive_Open_Cnf indicates that the dialogue with the HLR could not be opened, the MAP process sends an Abort to the call handling process in the GMSC and returns to the idle state.

Error in MAP_SEND_ROUTING_INFORMATION confirm

If the MAP_SEND_ROUTING_INFORMATION service confirm contains a user error or a provider error, or the macro Check_Confirmation indicates that there is a data error, the MAP process sends a Send Routeing Info negative response to the call handling process in the GMSC and returns to the idle state.

Call release

If the call handling process in the GMSC indicates that the call has been aborted (i.e. prematurely released by the calling subscriber), the MAP process returns to the idle state. Any response from the HLR will be discarded.

Abort of HLR dialogue

After the dialogue with the HLR has been established, the MAP service provider may abort the dialogue by issuing a MAP_P_ABORT indication, or the HLR may send a MAP_U_ABORT indication or a MAP_CLOSE indication. In any of these cases, the MAP process sends a Send Routeing Info negative response to the call handling process in the GMSC and returns to the idle state.

If the MAP provider indicates a protocol problem by sending a MAP_NOTICE indication, the MAP process closes the dialogue with the HLR, sends a Send Routeing Info negative response indicating system failure to the call handling process in the GMSC and returns to the idle state.

Process SRI_GMSC

21.2_3.1(2)

Figure 21.2/3: Process in the GMSC for retrieval of routing information

Signals to/from the left are to/from the GMSC call handling process; signals to/from the right are to/from the HLR

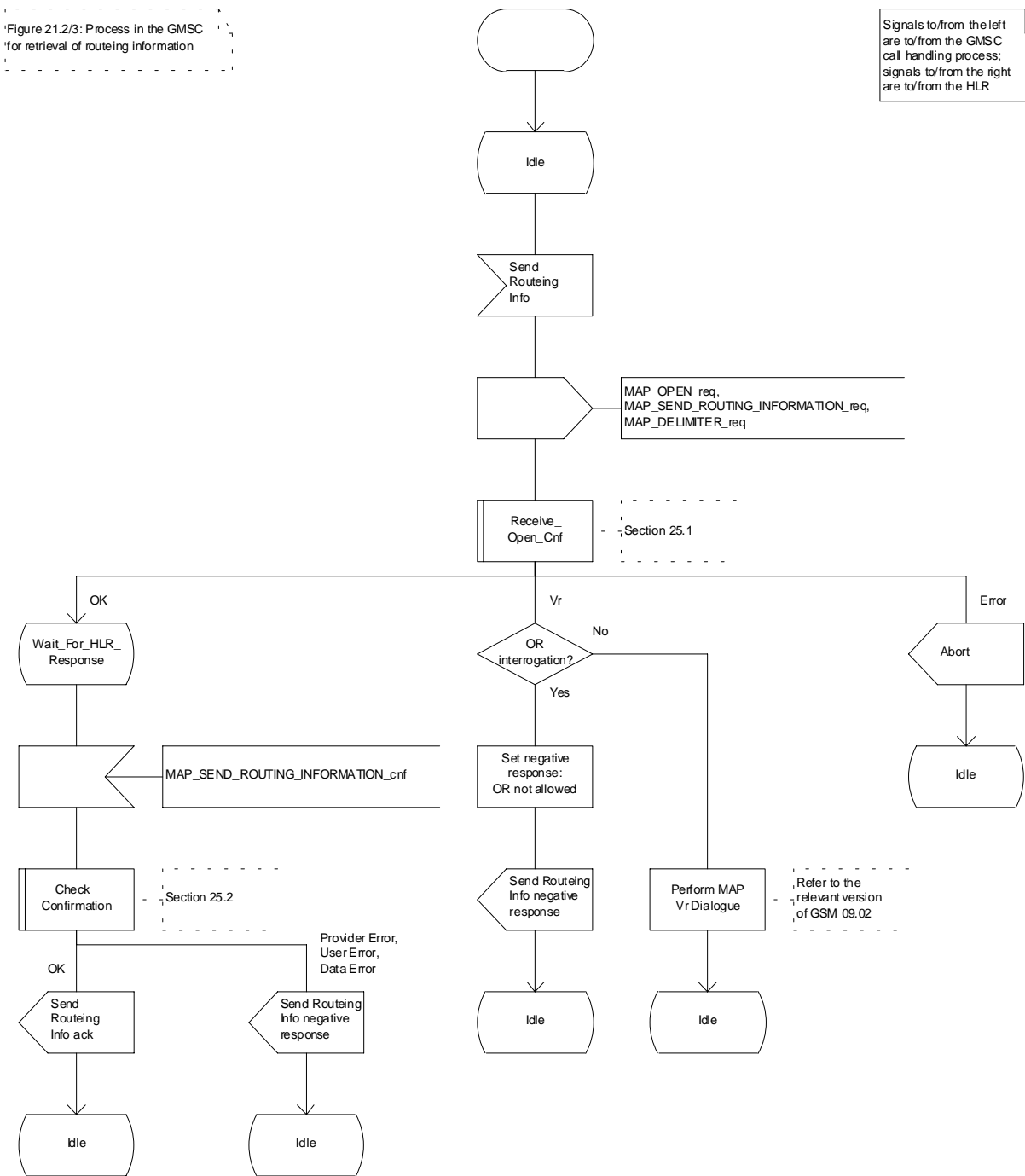


Figure 21.2/3 (sheet 1 of 2): Process SRI_GMSC

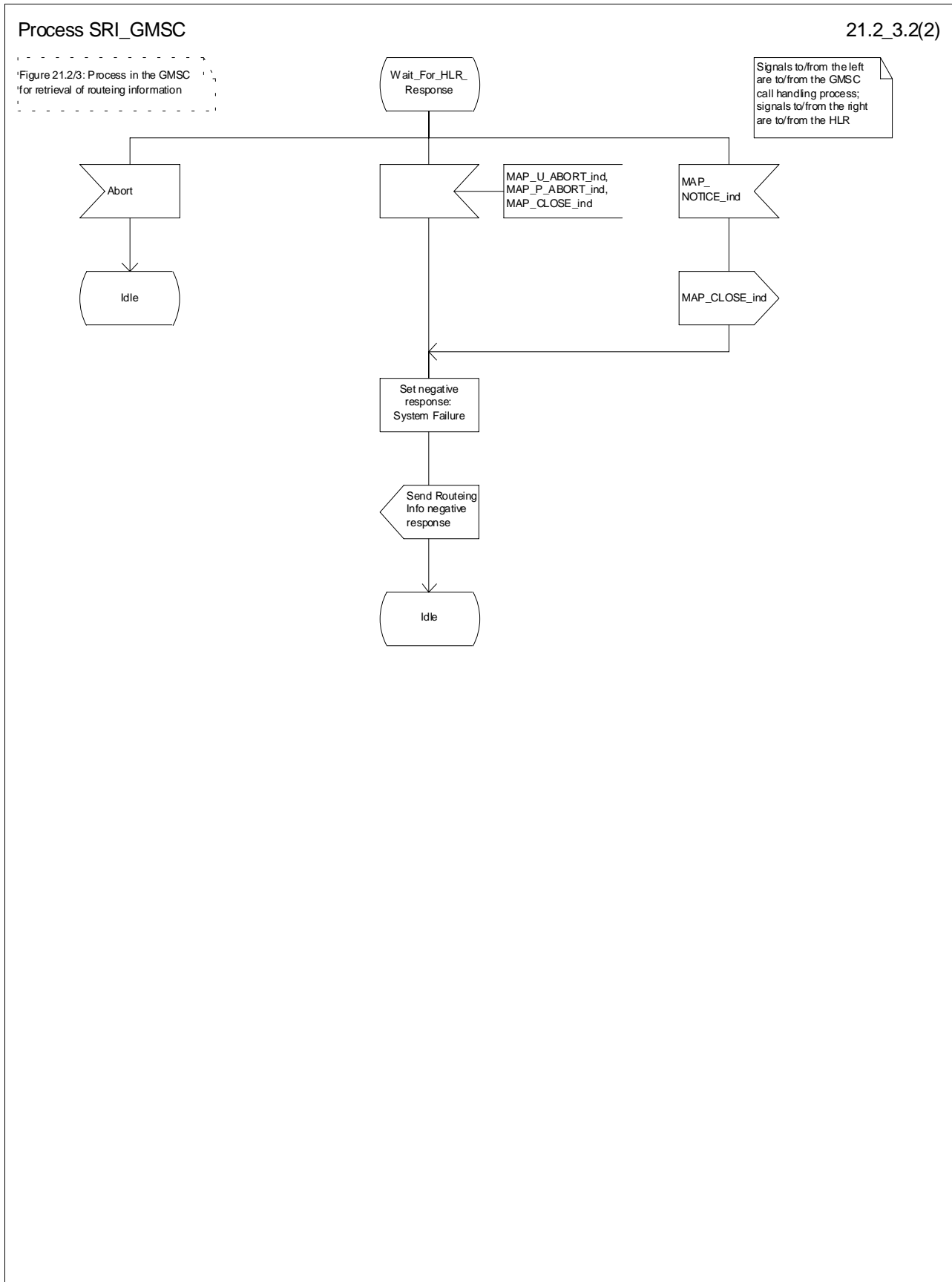


Figure 21.2/3 (sheet 2 of 2): Process SRI_GMSC

21.2.3 Procedures in the HLR

The MAP process in the HLR to retrieve routing information for a mobile terminating call is shown in figure 21.2/4. The MAP process invokes macros not defined in this subclause; the definitions of these macros can be found as follows:

Receive_Open_Ind	see subclause 25.1.1;
Receive_Open_Cnf	see subclause 25.1.2;
Check_Confirmation	see subclause 25.2.2.

Successful outcome

When the MAP process receives a MAP_OPEN indication with the application context locInfoRetrieval, it checks it by invoking the macro Receive_Open_Ind.

If the macro takes the OK exit, the MAP process waits for a service indication.

If a MAP_SEND_ROUTING_INFORMATION service indication is received, the MAP process sends a Send Routing Info request to the call handling process in the HLR, and waits for a response. The Send Routing Info request contains the parameters received in the MAP_SEND_ROUTING_INFORMATION service indication.

If the call handling process in the HLR returns a Send Routing Info ack, the MAP process constructs a MAP_SEND_ROUTING_INFORMATION service response containing the routing information contained in the Send Routing Info ack, constructs a MAP_CLOSE service request, sends them to the GMSC and returns to the idle state. If the MAP_SEND_ROUTING_INFORMATION response cannot be carried in a single TC-Result component, it is carried in one or more TC-Result-NL components (each sent in a TC-CONTINUE), followed by a TC-Result-L component in a TC-END message.

If the call handling process in the HLR returns a Provide Subscriber Info request, the MAP process requests a dialogue with the VLR whose identity is contained in the Provide Subscriber Info request by sending a MAP_OPEN service request, requests the subscriber status using a MAP_PROVIDE_SUBSCRIBER_INFO service request, and invokes the macro Receive_Open_Cnf to wait for the response to the dialogue opening request.

If the macro takes the OK exit, the MAP process waits for the response from the VLR.

If the MAP process receives a MAP_PROVIDE_SUBSCRIBER_INFO service confirm, it invokes the macro Check_Confirmation to check the content of the confirm.

If the Check_Confirmation macro takes the OK exit, the MAP process sends a Provide Subscriber Info ack containing the information received in the MAP_PROVIDE_SUBSCRIBER_INFO service confirm to the call handling process in the HLR, and waits for a response. The handling of the response from the call handling process in the HLR is described above.

If the MAP_PROVIDE_SUBSCRIBER_INFO service confirm contains a provider error or a data error, the MAP process sends a Provide Subscriber Info negative response indicating the type of error to the call handling process in the HLR, and waits for a response. The handling of the response from the call handling process in the HLR is described above.

NOTE: The 'User Error' exit from the macro Check_Confirmation is shown for formal completeness; the MAP_PROVIDE_SUBSCRIBER_INFO_cnf primitive cannot contain a user error.

If the call handling process in the HLR returns a Provide Roaming Number request, the MAP process requests a dialogue with the VLR whose identity is contained in the Provide Roaming Number request by sending a MAP_OPEN service request, requests a roaming number using a MAP_PROVIDE_ROAMING_NUMBER service request, and invokes the macro Receive_Open_Cnf to wait for the response to the dialogue opening request.

If the macro takes the OK exit, the MAP process waits for the response from the VLR.

If the MAP process receives a MAP_PROVIDE_ROAMING_NUMBER service confirm, it invokes the macro Check_Confirmation to check the content of the confirm.

If the Check_Confirmation macro takes the OK exit, the MAP process sends a Provide Roaming Number ack containing the MSRN received in the MAP_PROVIDE_ROAMING_NUMBER service confirm to the call handling process in the HLR, and waits for a response. The handling of the response from the call handling process in the HLR is described above.

If the MAP_PROVIDE_ROAMING_NUMBER service confirm contains a user error or a provider error, or the macro Check_Confirmation indicates that there is a data error, the MAP process sends a Provide Roaming Number negative response indicating the type of error to the call handling process in the HLR, and waits for a response. The handling of the response from the call handling process in the HLR is described above.

Negative response from HLR call handling process

If the call handling process in the HLR returns a negative response, either before or after a dialogue with the VLR to obtain a roaming number, the MAP process constructs a MAP_SEND_ROUTING_INFORMATION service response containing the appropriate error, constructs a MAP_CLOSE service request, sends them to the GMSC and returns to the idle state.

Earlier version MAP Provide Roaming Number dialogue with the VLR

If the macro Receive_Open_Cnf takes the Vr exit after the MAP process has requested opening of a Provide Roaming Number dialogue with the VLR, the MAP process checks whether this is an OR interrogation (indicated by the inclusion of the OR interrogation parameter in the MAP_PROVIDE_ROAMING_NUMBER service request).

If this is not an OR interrogation, the HLR performs the earlier version MAP dialogue as specified in [51], relays the result of the dialogue to the HLR call handling process, and waits for a response. The handling of the response from the call handling process in the HLR is described above.

If this is an OR interrogation, the MAP process sends a Provide Roaming Number negative response indicating OR not allowed to the call handling process in the HLR and waits for a response. The handling of the response from the call handling process in the HLR is described above.

Failure of Provide Subscriber Info dialogue with the VLR

If the Receive_Open_Cnf macro takes the Vr exit or the Error exit after the MAP process has requested opening of a Provide Subscriber Info dialogue with the VLR, the MAP process sends a Provide Subscriber Info negative response indicating system failure to the call handling process in the HLR, and waits for a response. The handling of the response from the call handling process in the HLR is described above.

Failure of Provide Roaming Number dialogue with the VLR

If the Receive_Open_Cnf macro takes the Error exit after the MAP process has requested opening of a Provide Roaming Number dialogue with the VLR, the MAP process sends a Provide Roaming Number negative response indicating system failure to the call handling process in the HLR, and waits for a response. The handling of the response from the call handling process in the HLR is described above.

If the MAP process receives a MAP_U_ABORT, a MAP_P_ABORT or a premature MAP_CLOSE from the MAP provider, it sends a Provide Roaming Number negative response indicating system failure to the call handling process in the HLR, and waits for a response. The handling of the response from the call handling process in the HLR is described above.

If the MAP process receives a MAP_NOTICE from the MAP provider, it returns a MAP_CLOSE request to the MAP provider, sends a Provide Roaming Number negative response indicating system failure to the call handling process in the HLR, and waits for a response. The handling of the response from the call handling process in the HLR is described above.

Earlier version MAP dialogue with the GMSC

If the macro Receive_Open_Ind takes the Vr exit, the HLR performs the earlier version MAP dialogue as specified in [51] and the process returns to the idle state.

Failure of dialogue opening with the GMSC

If the macro Receive_Open_Ind takes the Error exit, the MAP process returns to the idle state.

If the MAP provider sends a MAP_P_ABORT while the MAP process is waiting for a service indication, the MAP process returns to the idle state.

If the MAP provider sends a MAP_NOTICE while the MAP process is waiting for a service indication, the MAP process sends a MAP_CLOSE request to terminate the dialogue and returns to the idle state.

Process SRI_HLR

21.2_4.1(3)

Figure 21.2/4: Process in the HLR to respond to a request for routing information

Signals to/from the left are to/from the GMSC; signals to/from the right are to/from the VLR unless specified otherwise



Figure 21.2/4 (sheet 1 of 3): Process SRI_HLR

Process SRI_HLR

21.2_4.2(3)

Figure 21.2/4: Process in the HLR to respond to a request for routing information

Signals to/from the left are to/from the GMSC; signals to/from the right are to/from the VLR unless specified otherwise

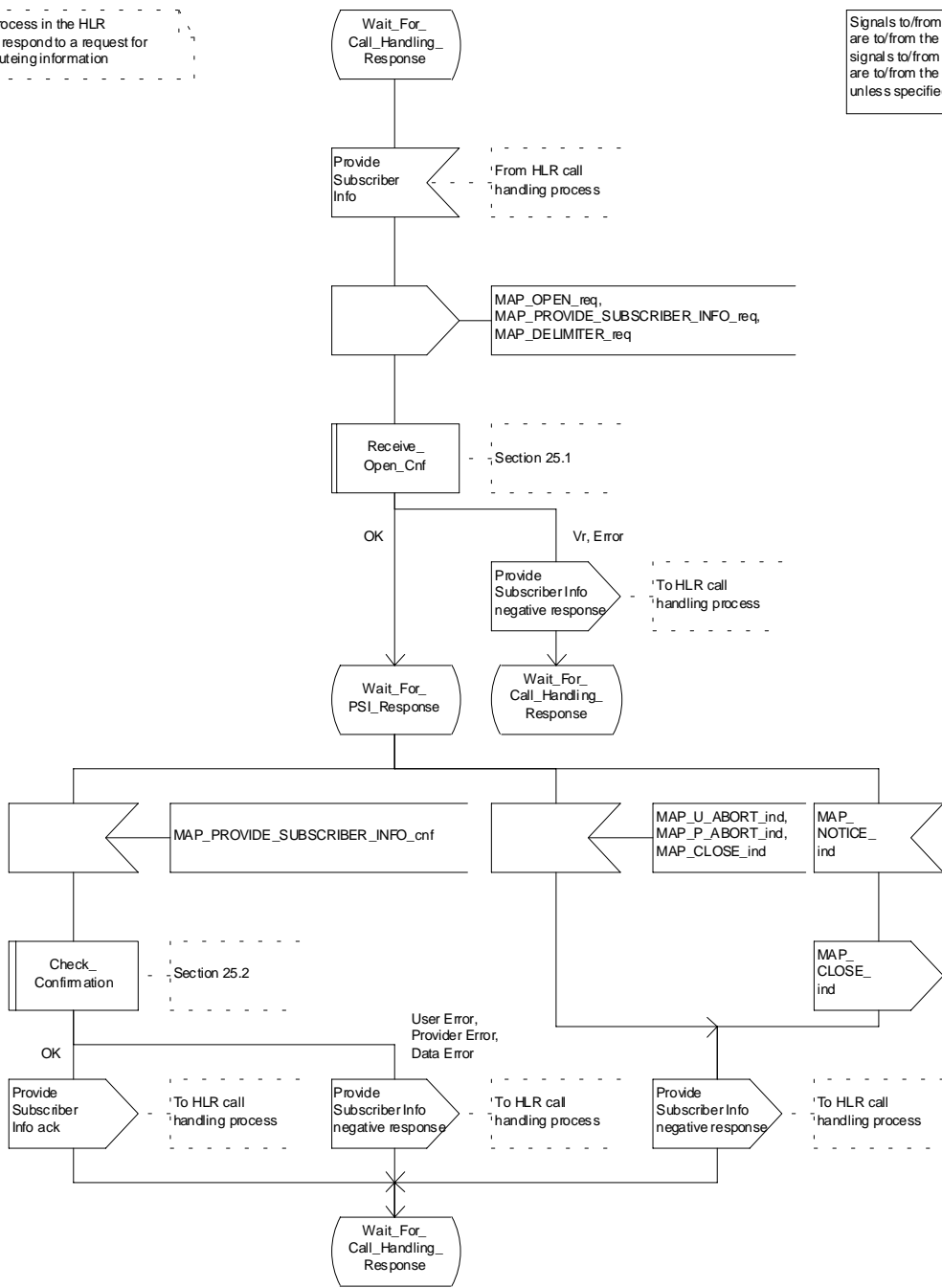


Figure 21.2/4 (sheet 2 of 3): Process SRI_HLR

21.2.4 Process in the VLR to provide a roaming number

The MAP process in the VLR to provide a roaming number for a mobile terminating call is shown in figure 21.2/5. The MAP process invokes a macro not defined in this subclause; the definition of this macro can be found as follows:

Receive_Open_Ind see subclause 25.1.1;

Successful outcome

When the MAP process receives a MAP_OPEN indication with the application context roamingNbEnquiry, it checks it by invoking the macro Receive_Open_Ind.

If the macro takes the OK exit, the MAP process waits for a service indication.

If a MAP_PROVIDE_ROAMING_NUMBER service indication is received, the MAP process sends a Provide Roaming Number request to the call handling process in the VLR, and waits for a response. The Provide Roaming Number request contains the parameters received in the MAP_PROVIDE_ROAMING_NUMBER service indication.

If the call handling process in the VLR returns a Provide Roaming Number ack, the MAP process constructs a MAP_PROVIDE_ROAMING_NUMBER service response containing the roaming number contained in the Send Routeing Info ack, constructs a MAP_CLOSE service request, sends them to the HLR and returns to the idle state.

Earlier version MAP dialogue with the HLR

If the macro Receive_Open_Ind takes the Vr exit, the VLR performs the earlier version MAP dialogue as specified in [51] and the process returns to the idle state.

Failure of dialogue opening with the HLR

If the macro Receive_Open_Ind takes the Error exit, the MAP process returns to the idle state.

If the MAP provider sends a MAP_P_ABORT while the MAP process is waiting for a service indication, the MAP process returns to the idle state.

If the MAP provider sends a MAP_NOTICE while the MAP process is waiting for a service indication, the MAP process sends a MAP_CLOSE request to terminate the dialogue and returns to the idle state.

Negative response from VLR call handling process

If the call handling process in the HLR returns a negative response, the MAP process constructs a MAP_PROVIDE_ROAMING_NUMBER service response containing the appropriate error, constructs a MAP_CLOSE service request, sends them to the HLR and returns to the idle state.

Process PRN_VLR

21.2_5(1)

Figure 21.2/5: Process in the VLR to handle a request for a roaming number

Signals to/from the left are to/from the HLR; signals to/from the right are to/from the VLR call handling process

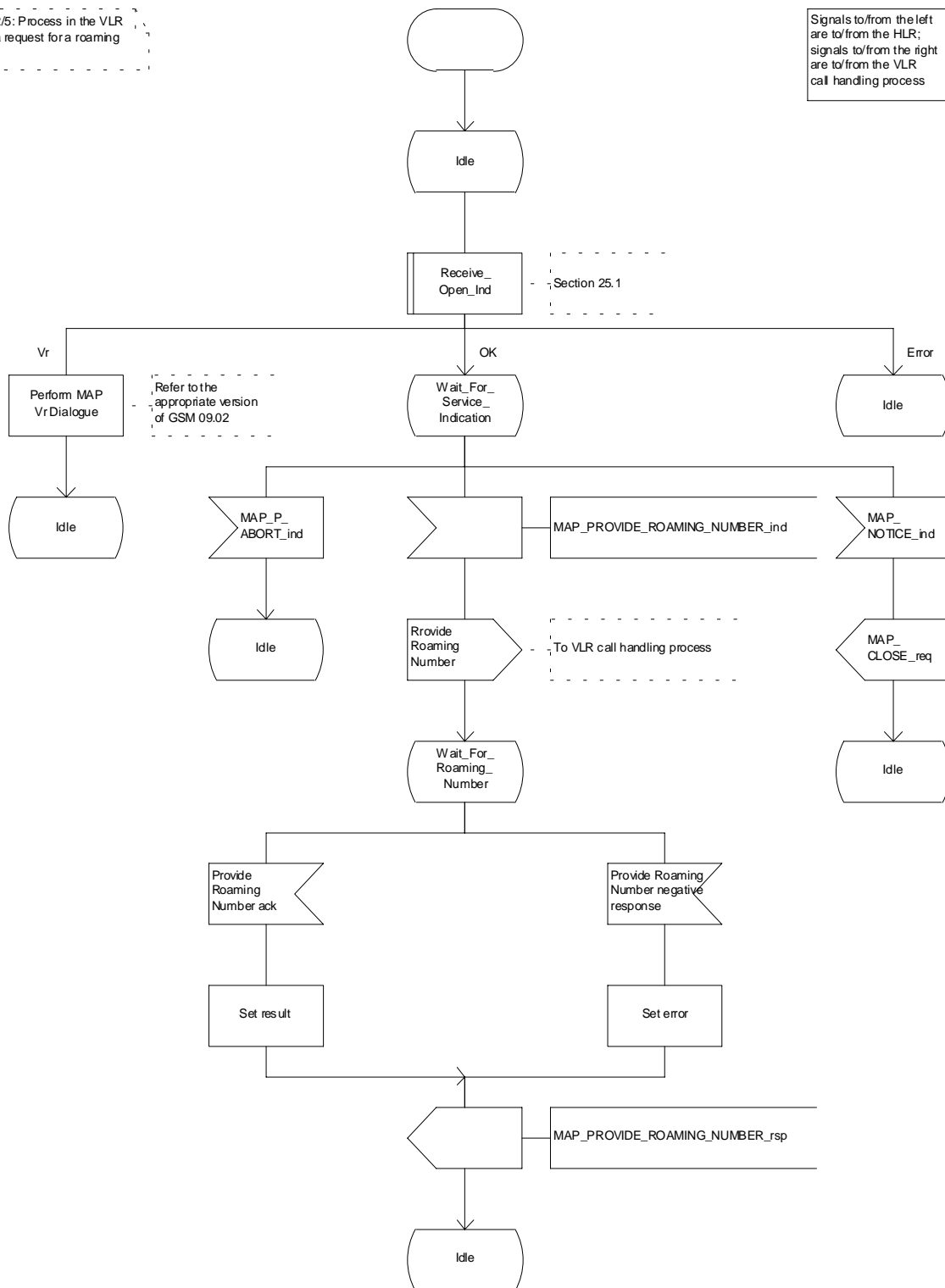


Figure 21.2/5: Process PRN_VLR

21.2.5 Process in the VLR to restore subscriber data

The MAP process in the HLR to restore subscriber data is shown in figure 21.2/6. The MAP process invokes macros not defined in this subclause; the definitions of these macros can be found as follows:

Receive_Open_Cnf	see subclause 25.1.2;
Check_Confirmation	see subclause 25.2.2;
Insert_Subs_Data_VLR	see subclause 25.7.1;
Activate_Tracing_VLR	see subclause 25.9.3.

Successful outcome

When the MAP process receives a Restore Data request from the data restoration process in the VLR, it requests a dialogue with the HLR whose identity is contained in the Restore Data request by sending a MAP_OPEN service request, requests data restoration using a MAP_RESTORE_DATA service request and invokes the macro Receive_Open_Cnf to wait for the response to the dialogue opening request. If the dialogue opening is successful, the MAP process waits for a response from the HLR.

The VLR may receive a MAP_INSERT_SUBSCRIBER_DATA service indication from the HLR; this is handled by the macro Insert_Subs_Data_VLR as described in subclause 25.7.1, and the MAP process waits for a further response from the HLR.

The VLR may receive a MAP_ACTIVATE_TRACE_MODE service indication from the HLR; this is handled by the macro Activate_Tracing_VLR as described in subclause 25.9.3, and the MAP process waits for a further response from the HLR.

If the MAP process receives a MAP_RESTORE_DATA service confirm, it invokes the macro Check_Confirmation to check the content of the confirm.

If the Check_Confirmation macro takes the OK exit, the MAP process sends a Restore Data ack containing the information received from the HLR to the data restoration process in the VLR and returns to the idle state.

Error in MAP_RESTORE_DATA confirm

If the MAP_RESTORE_DATA service confirm contains a user error or a provider error, or the macro Check_Confirmation indicates that there is a data error, the MAP process sends a Restore Data negative response indicating the type of error to the call handling process in the HLR, and returns to the idle state.

Earlier version MAP dialogue with the HLR

If the macro Receive_Open_Cnf takes the Vr exit, the VLR performs the earlier MAP version dialogue as specified in [51] and the process terminates.

Dialogue opening failure

If the macro Receive_Open_Cnf indicates that the dialogue with the HLR could not be opened, the MAP process sends a negative response indicating system failure to the data restoration process in the GMSC and returns to the idle state.

Process Restore_Data_VLR

21.2_6(1)

Figure 21.2/6: Process in the VLR to trigger restoration of subscriber data

Signals to/from the left are to/from the VLR data restoration process; signals to/from the right are to/from the HLR

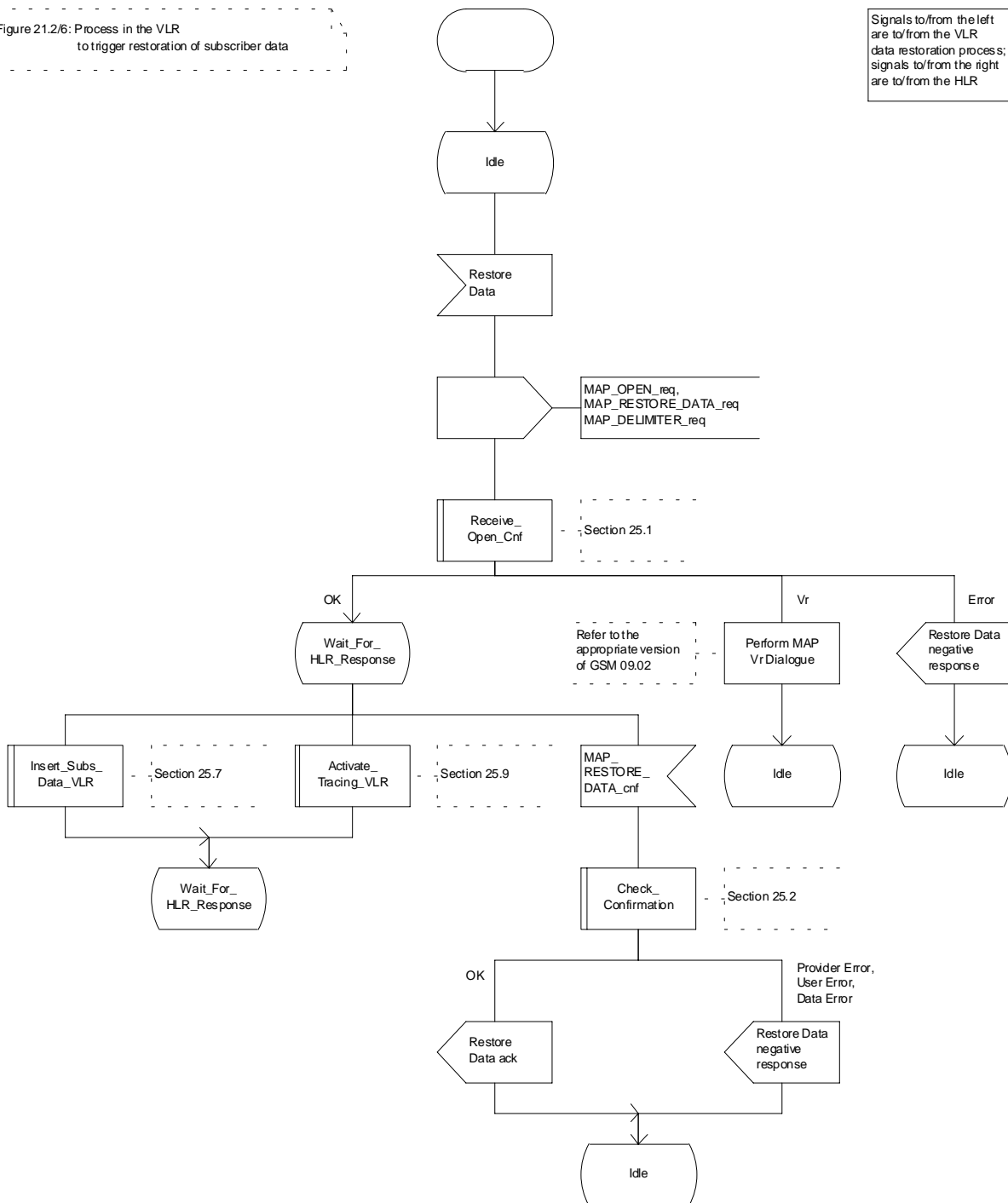


Figure 21.2/6: Process Restore_Data_VLR

21.2.6 Process in the VLR to provide subscriber information

The MAP process in the VLR to provide subscriber information for a mobile terminating call subject to CAMEL invocation is shown in figure 21.2/6. The MAP process invokes a macro not defined in this subclause; the definition of this macro can be found as follows:

Receive_Open_Ind see subclause 25.1.1;

Successful outcome

When the MAP process receives a MAP_OPEN indication with the application context subscriberInfoEnquiry, it checks it by invoking the macro Receive_Open_Ind.

If the macro takes the OK exit, the MAP process waits for a service indication.

If a MAP_PROVIDE_SUBSCRIBER_INFO service indication is received, the MAP process sends a Provide Subscriber Info request to the subscriber information request process in the VLR, and waits for a response. The Provide Subscriber Info request contains the parameters received in the MAP_PROVIDE_SUBSCRIBER_INFO service indication.

If the subscriber information request process in the VLR returns a Provide Subscriber Info ack, the MAP process constructs a MAP_PROVIDE_SUBSCRIBER_INFO service response containing the information contained in the Provide Subscriber Info ack, constructs a MAP_CLOSE service request, sends them to the HLR and returns to the idle state.

Failure of dialogue opening with the HLR

If the macro Receive_Open_Ind takes the Vr exit or the Error exit, the MAP process returns to the idle state.

If the MAP provider sends a MAP_P_ABORT while the MAP process is waiting for a service indication, the MAP process returns to the idle state.

If the MAP provider sends a MAP_NOTICE while the MAP process is waiting for a service indication, the MAP process sends a MAP_CLOSE request to terminate the dialogue and returns to the idle state.

Process PSI_VLR

21.2_7(1)

Figure 21.2/7: Process in the VLR to handle a request for subscriber information

Signals to/from the left are to/from the HLR; signals to/from the right are to/from the VLR subscriber information request process

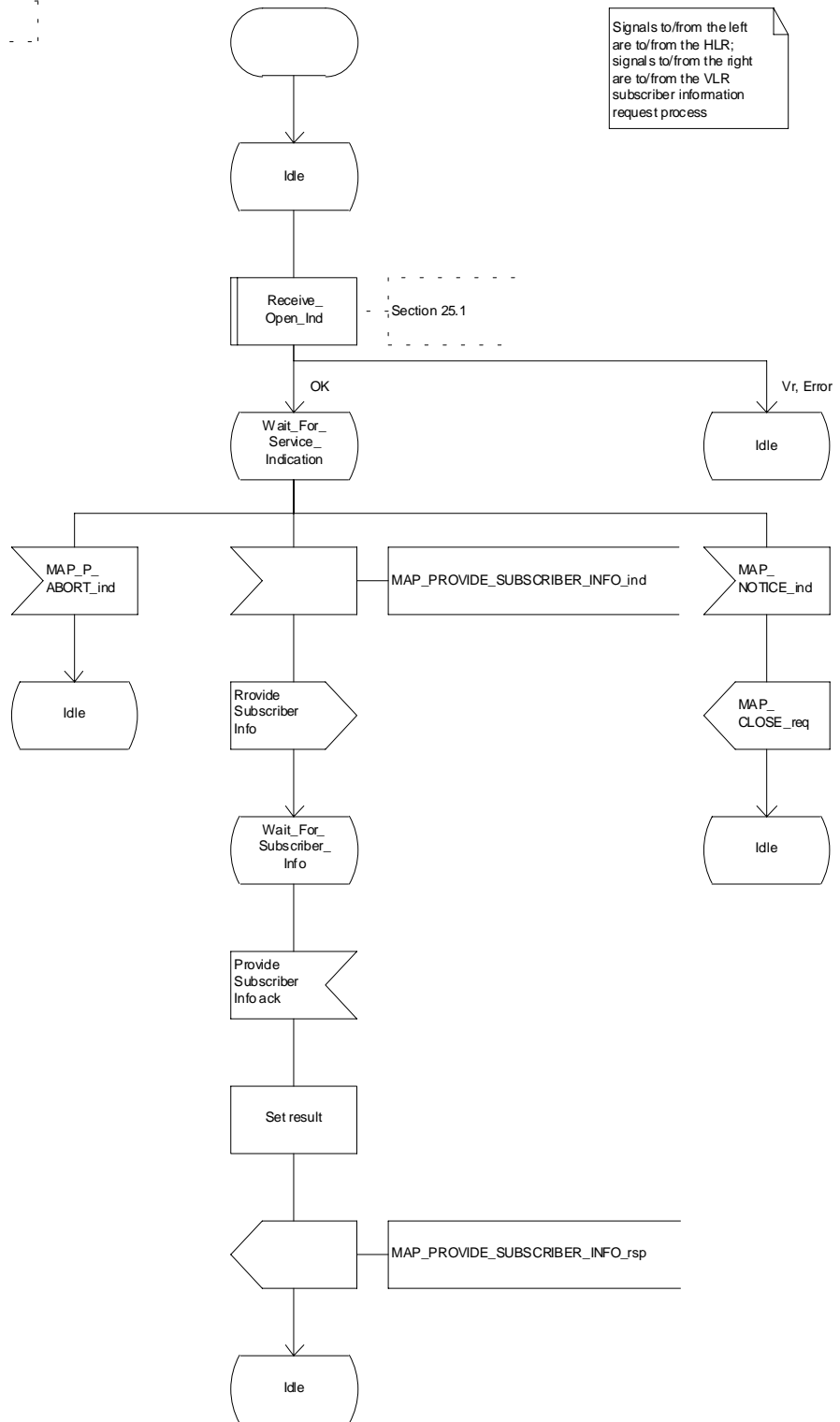


Figure 21.2/7: Process PSI_VLR

21.2.7 Process in the HLR for Any Time Interrogation

The message flows for successful retrieval of subscriber information related to an any time interrogation from the CAMEL server are shown in figure 21.2/8.

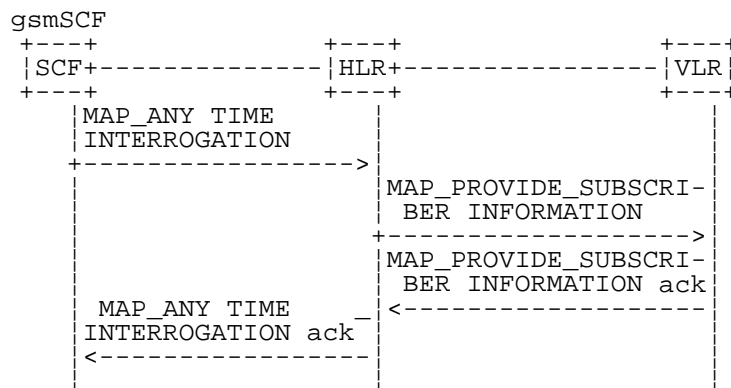


Figure 21.2/8: Message flow for any time interrogation

The following MAP services are used to retrieve routing information:

- MAP_ANY_TIME_INTERROGATION see subclause 8.11.1;
- MAP_PROVIDE_SUBSCRIBER_INFO see subclause 8.11.2.

21.2.7.1 Process in the gsmSCF

Out of the scope of the MAP specification.

21.2.7.2 Process in the HLR

The MAP process in the HLR to provide subscriber information in response to an interrogation from the CAMEL server is shown in figure 21.2/8. The MAP process invokes macros not defined in this subclause; the definitions of these macros can be found as follows:

- Receive_Open_Ind see subclause 25.1.1;
- Receive_Open_Cnf see subclause 25.1.2;
- Check_Confirmation see subclause 25.2.2.

Successful outcome

When the MAP process receives a MAP_OPEN indication with the application context anyTimeInterrogationEnquiry, it checks it by invoking the macro Receive_Open_Ind.

If the macro takes the OK exit, the MAP process waits for a service indication.

If a MAP_ANY_TIME_INTERROGATION service indication is received, the MAP process sends an Any Time Interrogation request to the call handling process in the HLR (described in 3G TS 23.078), and waits for a response. The Any Time Interrogation request contains the parameters received in the MAP_ANY_TIME_INTERROGATION service indication.

If the call handling process in the HLR returns an Any Time Interrogation response, the MAP process constructs a MAP_ANY_TIME_INTERROGATION service response containing the subscriber information contained in the Any Time Interrogation response, constructs a MAP_CLOSE service request, sends them to the CAMEL server and returns to the idle state.

If the call handling process in the HLR returns a Provide Subscriber Info request, the MAP process requests a dialogue with the VLR whose identity is contained in the Provide Subscriber Info request by sending a MAP_OPEN service request, requests the subscriber status using a MAP_PROVIDE_SUBSCRIBER_INFO service request, and invokes the macro Receive_Open_Cnf to wait for the response to the dialogue opening request.

If the macro takes the OK exit, the MAP process waits for the response from the VLR.

If the MAP process receives a MAP_PROVIDE_SUBSCRIBER_INFO service confirm, it invokes the macro Check_Confirmation to check the content of the confirm.

If the Check_Confirmation macro takes the OK exit, the MAP process sends a Provide Subscriber Info ack containing the information received in the MAP_PROVIDE_SUBSCRIBER_INFO service confirm to the call handling process in the HLR, and waits for a response. The handling of the response from the call handling process in the HLR is described above.

If the MAP_PROVIDE_SUBSCRIBER_INFO service confirm contains a provider error or a data error, the MAP process sends a Provide Subscriber Info negative response indicating the type of error to the call handling process in the HLR, and waits for a response. The handling of the response from the call handling process in the HLR is described above.

NOTE: The 'User Error' exit from the macro Check_Confirmation is shown for formal completeness; the MAP_PROVIDE_SUBSCRIBER_INFO_cnf primitive cannot contain a user error.

Negative response from HLR call handling process

If the call handling process in the HLR returns a negative response, either before or after a dialogue with the VLR to obtain subscriber information, the MAP process constructs a MAP_ANY_TIME_INTERROGATION service response containing the appropriate error, constructs a MAP_CLOSE service request, sends them to the CAMEL server and returns to the idle state.

Failure of Provide Subscriber Info dialogue with the VLR

If the Receive_Open_Cnf macro takes the Vr exit or the Error exit after the MAP process has requested opening of a Provide Subscriber Info dialogue with the VLR, the MAP process sends a Provide Subscriber Info negative response indicating system failure to the call handling process in the HLR, and waits for a response. The handling of the response from the call handling process in the HLR is described above.

Failure of dialogue opening with the CAMEL server

If the macro Receive_Open_Ind takes the Vr or Error exit, the MAP process returns to the idle state.

If the MAP provider sends a MAP_P_ABORT while the MAP process is waiting for a service indication, the MAP process returns to the idle state.

If the MAP provider sends a MAP_NOTICE while the MAP process is waiting for a service indication, the MAP process sends a MAP_CLOSE request to terminate the dialogue and returns to the idle state.

Process ATI_HLR

21.2_9.1(2)

Figure 21.2/9: Process in the HLR to respond to a request for any time interrogation

Signals to/from the left are to/from the gsmSCF; signals to/from the right are to/from the VLR unless specified otherwise

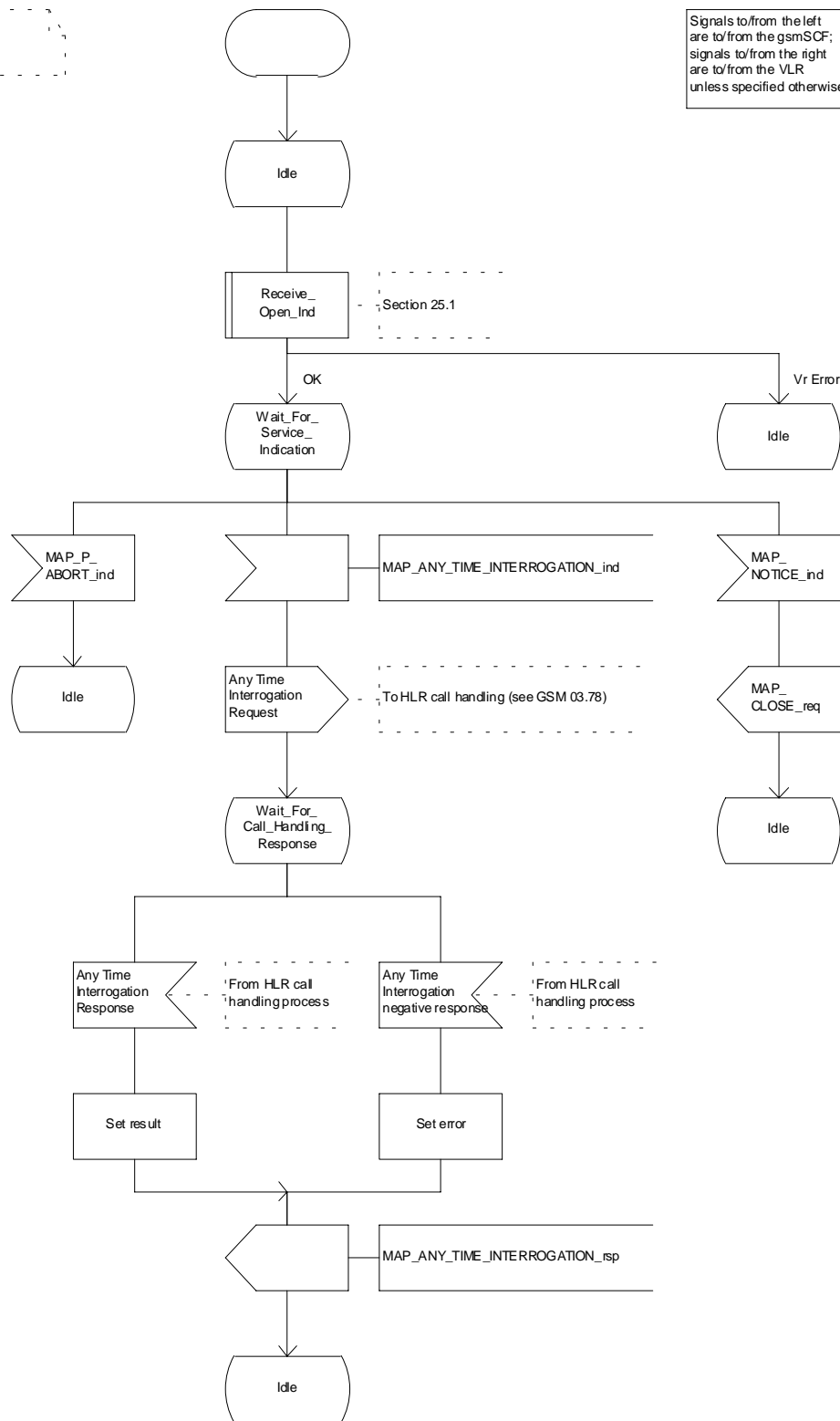


Figure 21.2/9 (sheet 1 of 2): Process ATI_HLR (New)

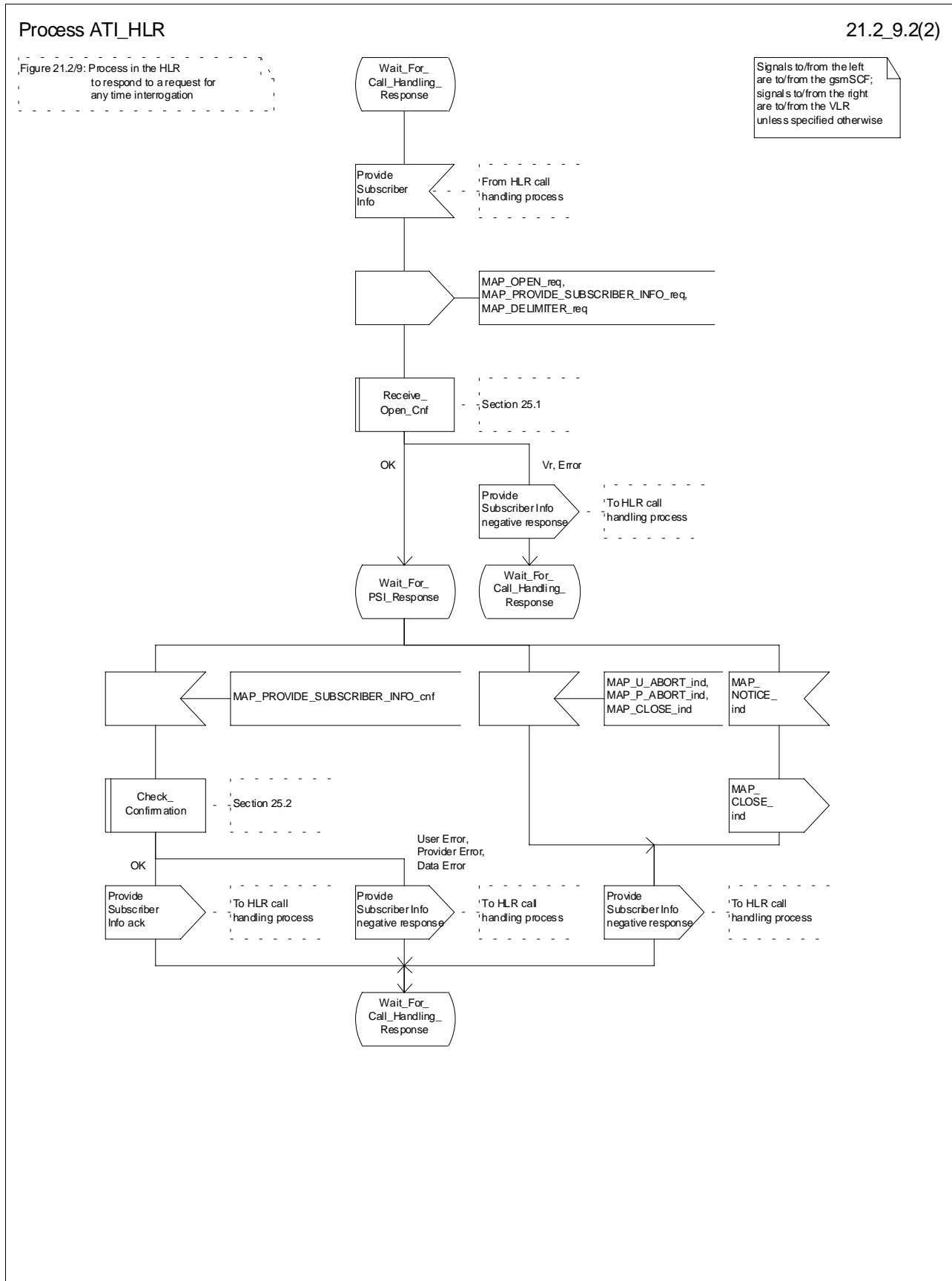
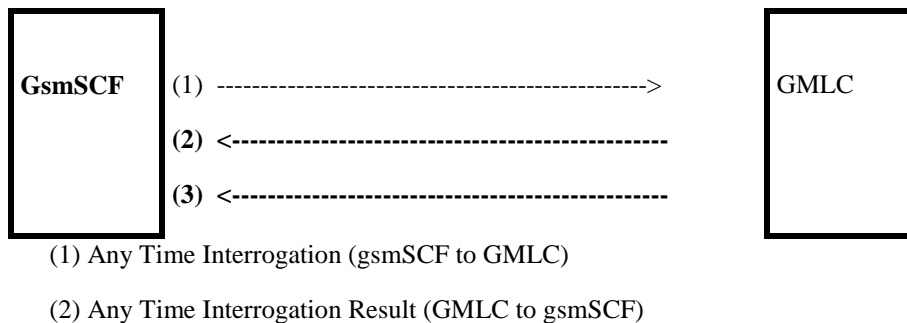


Figure 21.2/9 (sheet 2 of 2): Process ATI_HLR (New)

21.2.8 Process in the GMLC for Any Time Interrogation

The message flows for successful retrieval of subscriber information related to an any time interrogation from the CAMEL server are shown in figure 21.2.8/1.



(3) Any Time Interrogation Error (GMLC to gsmSCF) The following MAP services are used to retrieve routing information:

MAP_ANY_TIME_INTERROGATION see subclause 8.11.1;

In addition, the GMLC may use Location Services specific MAP Services.

21.2.8.1 Process in the gsmSCF

The process in the gsmSCF to request location information from the GMLC is shown in figure 21.2.8/2.

The process is started with internal signal Request_Subscriber_Info_GMLC. This signal is sent by the Service Logic in the gsmSCF.

The process responds with 'Request_Subscriber_Info_GMLC positive response' or 'Request_Subscriber_Info_GMLC negative response'.

21.2.8.2 Process in the GMLC

The MAP process in the GMLC to provide location information in response to a request from the gsmSCF is shown in figure 21.2.8/3.

Successful outcome

When the GMLC has successfully received the MAP Any_Time_Interrogation MAP Message, it will send an internal signal to the Location Service process in the GMLC to obtain the subscriber's Location Information. The result received from that process is sent back to the gsmSCF, in the Any_Time_Interrogation Result MAP Message.

Unsuccessful outcome

In the case of a Provider Error received, the process will terminate.

When a User error is received from the Location Services process in the GMLC, then a User Abort is sent to the gsmSCF.

If a negative response is received from the Location Services process in the GMLC, then this response is forwarded to the gsmSCF.

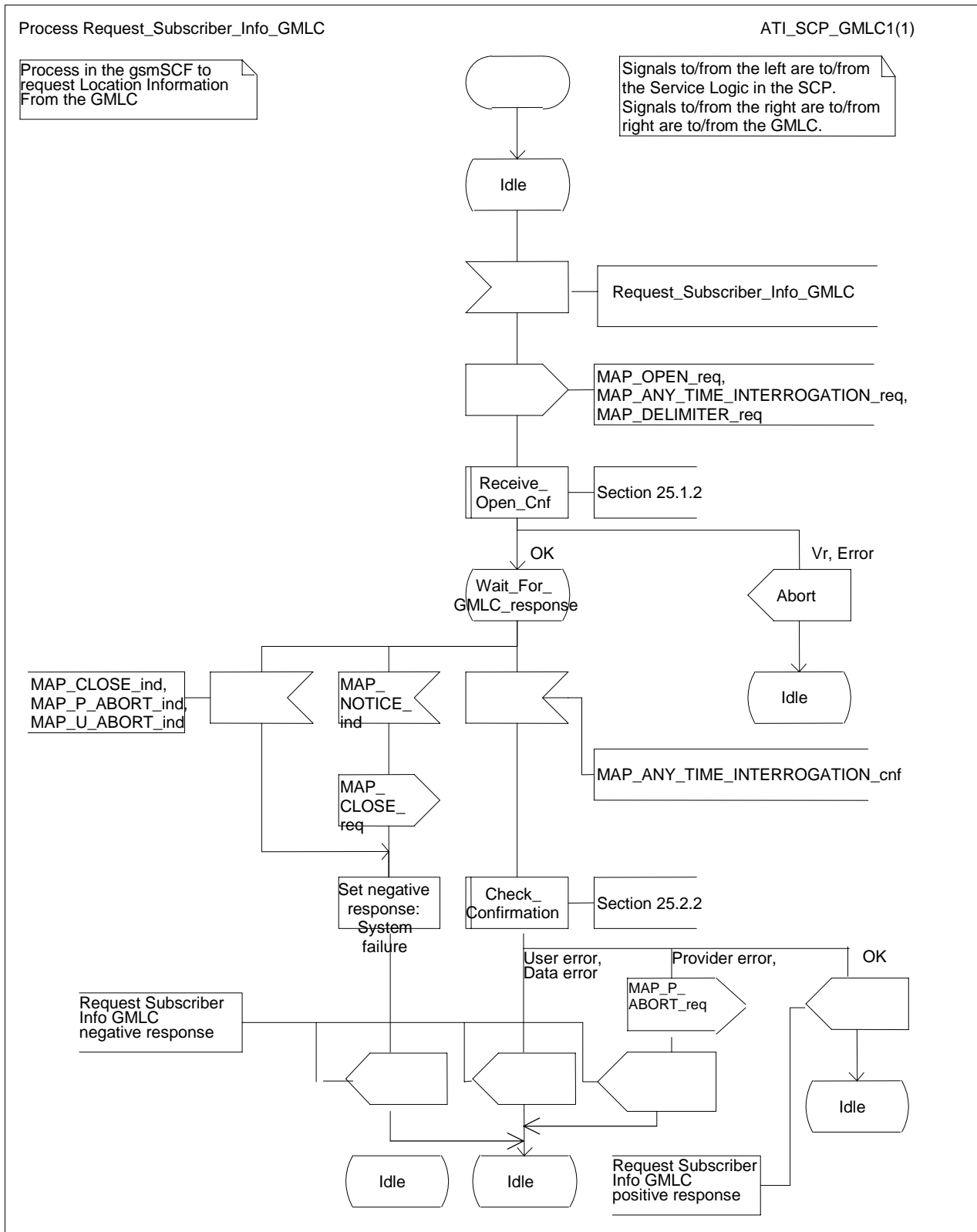


Figure 21.2.8/2: Process Request_Subscriber_Info_GMLC

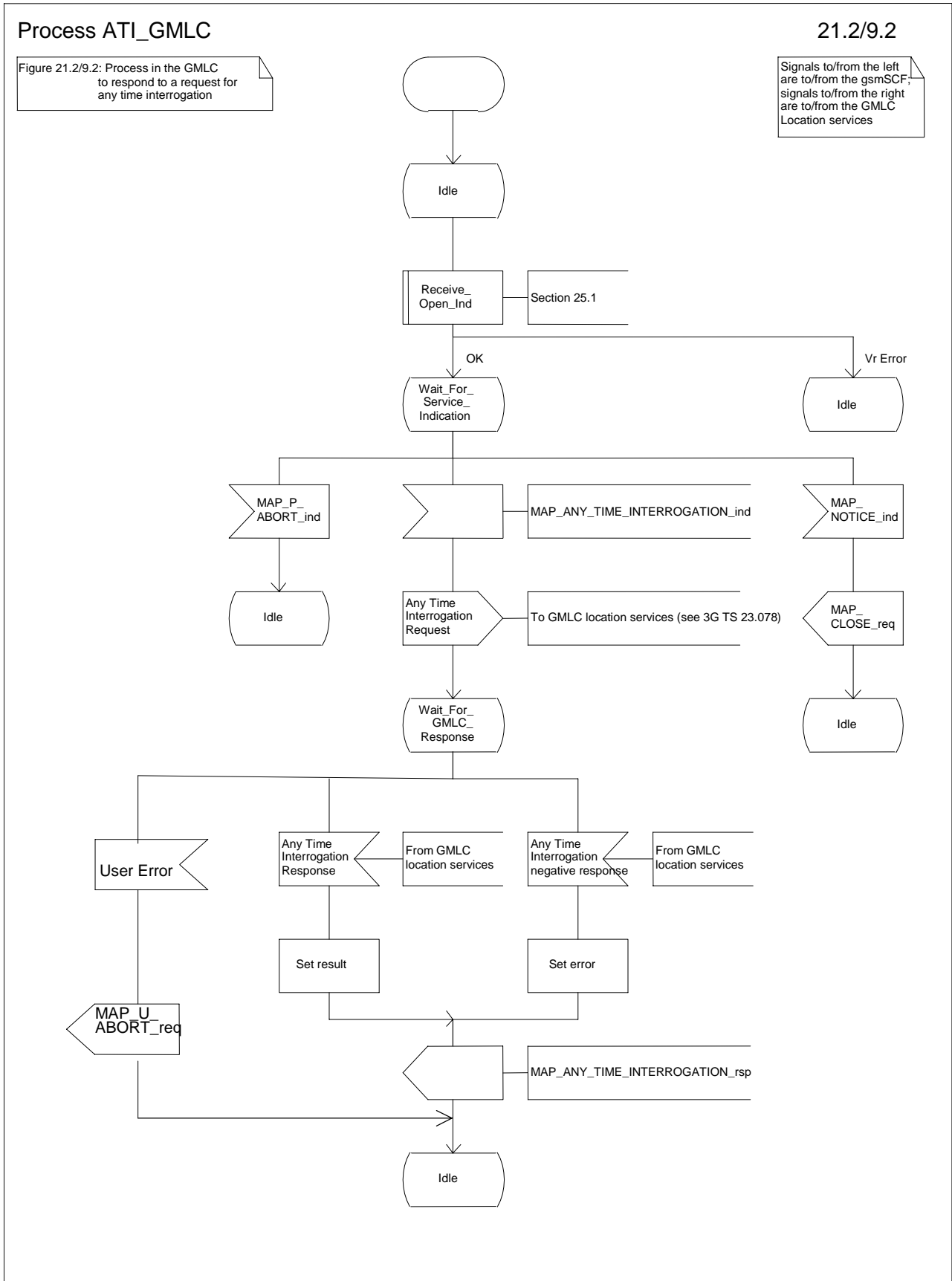
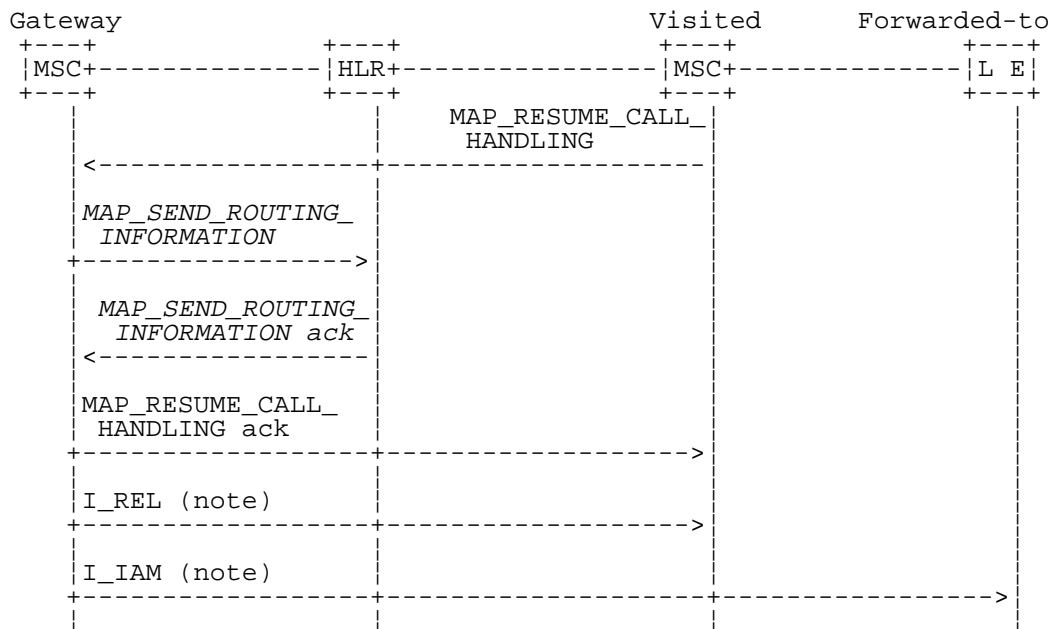


Figure 21.2.8/3: Process ATI_GMLC

21.3 Transfer of call handling

21.3.1 General

The message flow for successful transfer of call handling to forward a call is shown in figure 21.3/1.



NOTES:

xxx = Optional Procedure

TUP or ISUP may be used in signalling between MSCs, depending on the network type between the MSCs. For further details on the TUP and ISUP procedures refer to the following CCITT Recommendations & ETSI specification:

Q.721-725 - Telephone User Part (TUP);

ETS 300 356-1 - Integrated Services Digital Network (ISDN); Signalling System No.7; ISDN User Part (ISUP) version 2 for the international interface; Part 1: Basic services.

Figure 21.3/1: Message flow for transfer of call handling

If the HLR indicated in the response to the original request for routing information that forwarding interrogation is required, the GMSC executes the Send Routing Information procedure with the HLR to obtain forwarding information; otherwise the GMSC uses the forwarding data which were sent in the `MAP_RESUME_CALL_HANDLING` req/ind.

21.3.2 Process in the VMSC

The MAP process in the VMSC to retrieve routing information for a mobile terminating call is shown in figure 21.3/2. The MAP process invokes macros not defined in this subclause; the definitions of these macros can be found as follows:

Receive_Open_Cnf see subclause 25.1.2;

Check_Confirmation see subclause 25.2.2.

Successful Outcome

When the MAP process receives a Resume Call Handling request from the call handling process in the VMSC, it requests a dialogue with the GMSC whose identity is contained in the Resume Call Handling request by sending a `MAP_OPEN` service request, requests routing information using a `MAP_RESUME_CALL_HANDLING` service

request and invokes the macro `Receive_Open_Cnf` to wait for the response to the dialogue opening request. If the dialogue opening is successful, the MAP process waits for a response from the GMSC. VMSC shall not send any duplicate data to the GMSC.

If the VMSC notices after receiving a Resume Call Handling request that the segmentation is needed the VMSC does not set the "All Information Sent" indicator. Otherwise the indicator is set and the process returns to the Wait For GMSC Response state.

If the MAP process receives a `MAP_RESUME_CALL_HANDLING` service confirm from the GMSC, the MAP process invokes the macro `Check_Confirmation` to check the content of the confirm.

If the macro `Check_Confirmation` takes the OK exit, the MAP process checks if the "All Information Sent" indicator is set. If it is set the MAP process sends a Resume Call Handling ack to the call handling process in the VMSC and returns to the idle state. If the "All Information Sent" indicator is not set the MAP process checks if further segmentation is needed. If segmentation is needed the VMSC does not set the indicator and sends `MAP_RESUME_CALL_HANDLING` service request to the GMSC. Otherwise the indicator is set and the `MAP_RESUME_CALL_HANDLING` service request is sent to the GMSC.

Dialogue opening failure

If the macro `Receive_Open_Cnf` indicates that the dialogue with the GMSC could not be opened or that the dialogue can be opened only at an earlier version, the MAP process sends an Resume Call Handling negative response indicating system failure to the call handling process in the VMSC and returns to the idle state.

Error in MAP_RESUME_CALL_HANDLING confirm

If the `MAP_RESUME_CALL_HANDLING` service confirm contains a user error or a provider error, the MAP process sends a Resume Call Handling negative response to the call handling process in the VMSC and returns to the idle state.

NOTE: the 'Data Error' exit from the macro `Check_Confirmation` is shown for formal completeness; the result is empty, so the `MAP_PROVIDE_SUBSCRIBER_INFO_cnf` primitive cannot contain a data error.

Abort of GMSC dialogue

After the dialogue with the GMSC has been established, the MAP service provider may abort the dialogue by issuing a `MAP_P_ABORT` indication, or the GMSC may send a `MAP_CLOSE` indication. In either of these cases, the MAP process sends a Resume Call Handling negative response to the call handling process in the GMSC and returns to the idle state.

If the MAP provider indicates a protocol problem by sending a `MAP_NOTICE` indication, the MAP process closes the dialogue with the GMSC, sends a Resume Call Handling negative response indicating system failure to the call handling process in the VMSC and returns to the idle state.

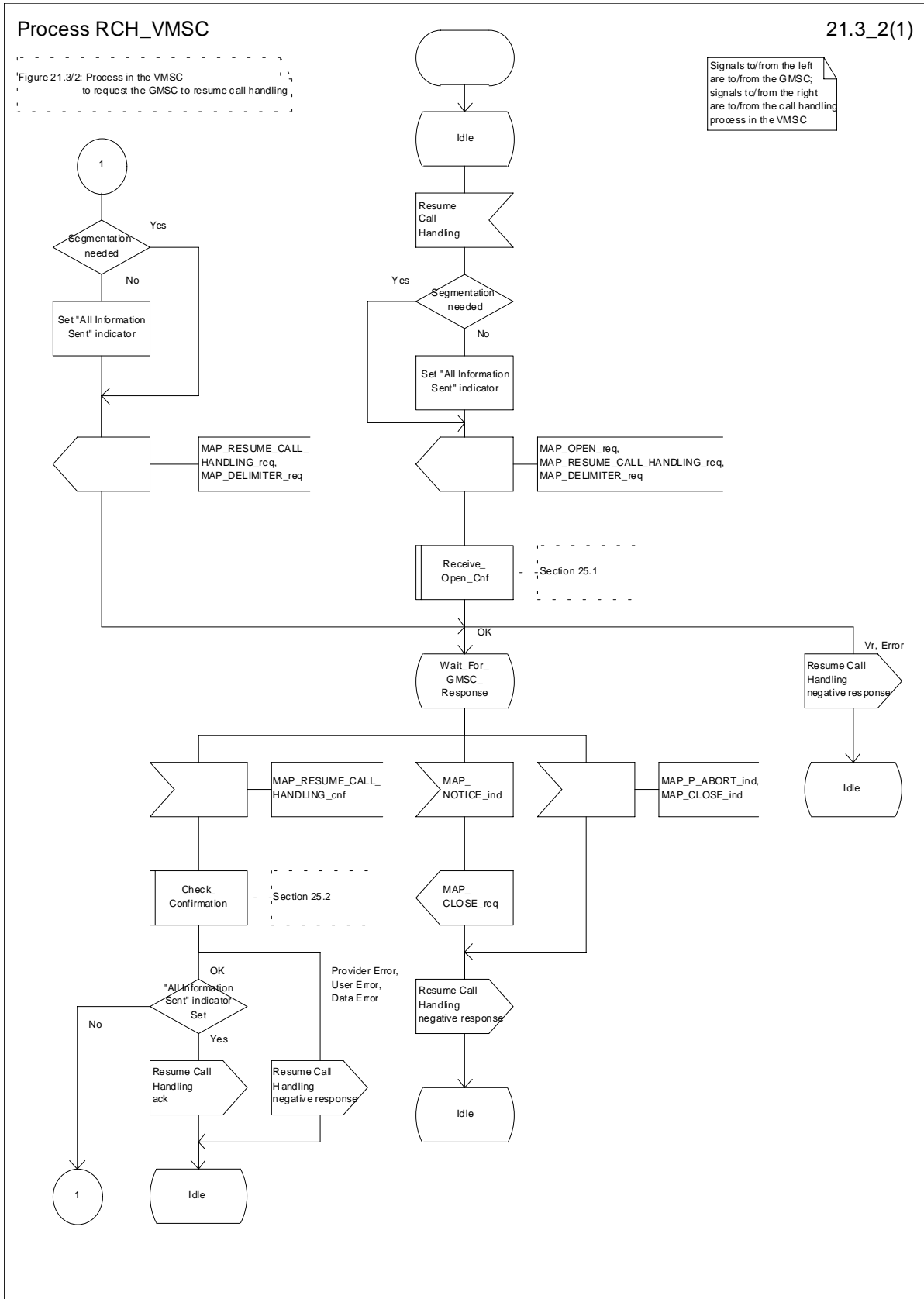


Figure 21.3/2: Process RCH_VMSC

21.3.3 Process in the GMSC

The MAP process in the GMSC to handle a request for the GMSC to resume call handling is shown in figure 21.3/3. The MAP process invokes a macro not defined in this subclause; the definition of this macro can be found as follows:

Receive_Open_Ind see subclause 25.1.1;

Successful outcome

When the MAP process receives a MAP_OPEN indication with the application context callControlTransfer, it checks it by invoking the macro Receive_Open_Ind.

If the macro takes the OK exit, the MAP process waits for a service indication.

If a MAP_RESUME_CALL_HANDLING service indication is received, the MAP process checks if the “All Information Sent” indicator is set and if so it sends a Resume Call Handling request including all the stored data to the call handling process in the GMSC, and waits for a response. The Resume Call Handling request contains the parameters received in the MAP_RESUME_CALL_HANDLING service indication. If the “All Information Sent” indicator is not set, the received data is stored and the MAP process constructs an empty MAP_RESUME_CALL_HANDLING service response, sends it to the VMSC and returns to the Wait For Service Indication state.

If the call handling process in the GMSC returns a Resume Call Handling ack, the MAP process constructs a MAP_RESUME_CALL_HANDLING service response, constructs a MAP_CLOSE service request, sends them to the VMSC and returns to the idle state.

Failure of dialogue opening with the VMSC

If the macro Receive_Open_Ind takes the Vr exit or the Error exit, the MAP process returns to the idle state.

If the MAP provider sends a MAP_P_ABORT while the MAP process is waiting for a service indication, the MAP process returns to the idle state.

If the MAP provider sends a MAP_NOTICE while the MAP process is waiting for a service indication, the MAP process sends a MAP_CLOSE request to terminate the dialogue and returns to the idle state.

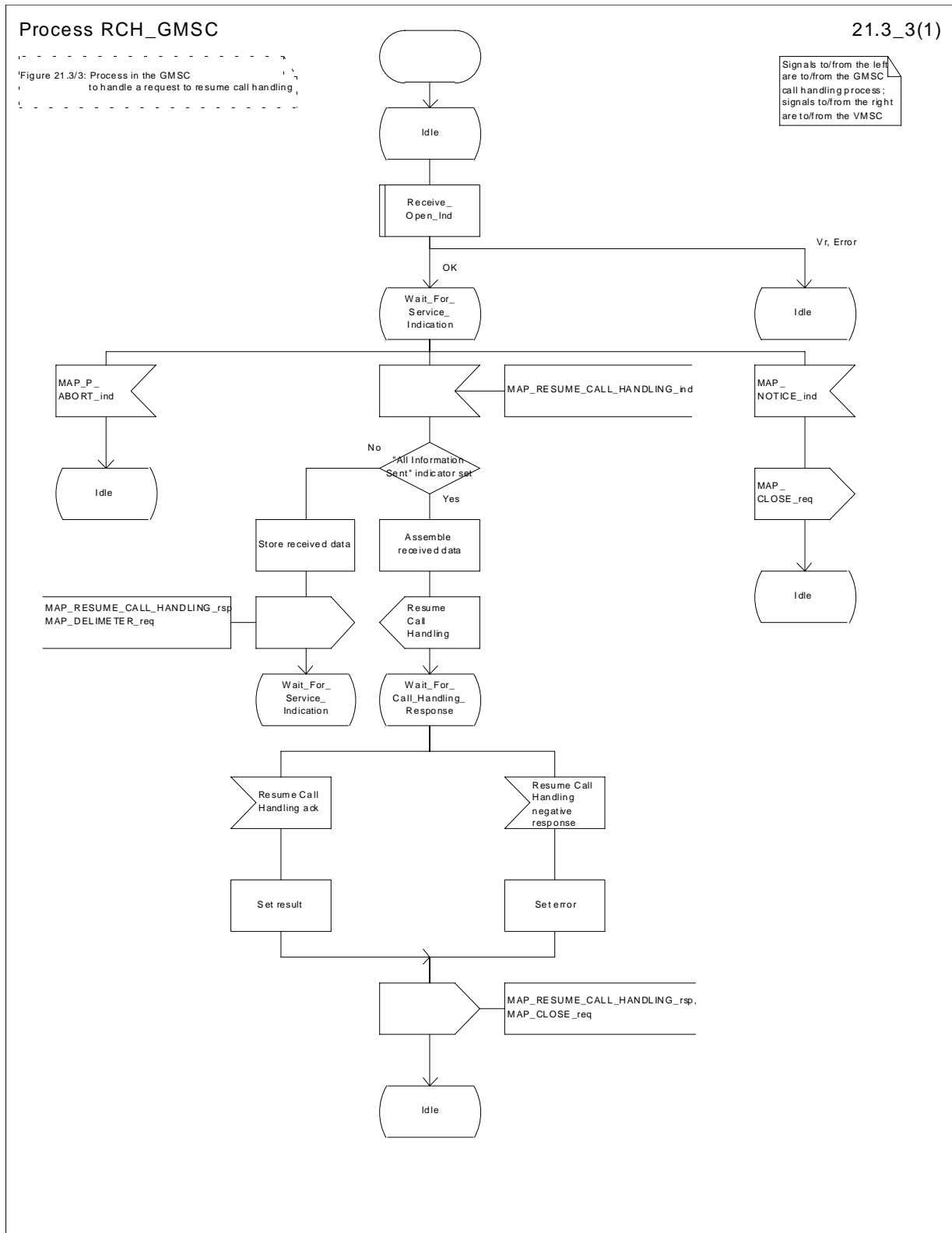
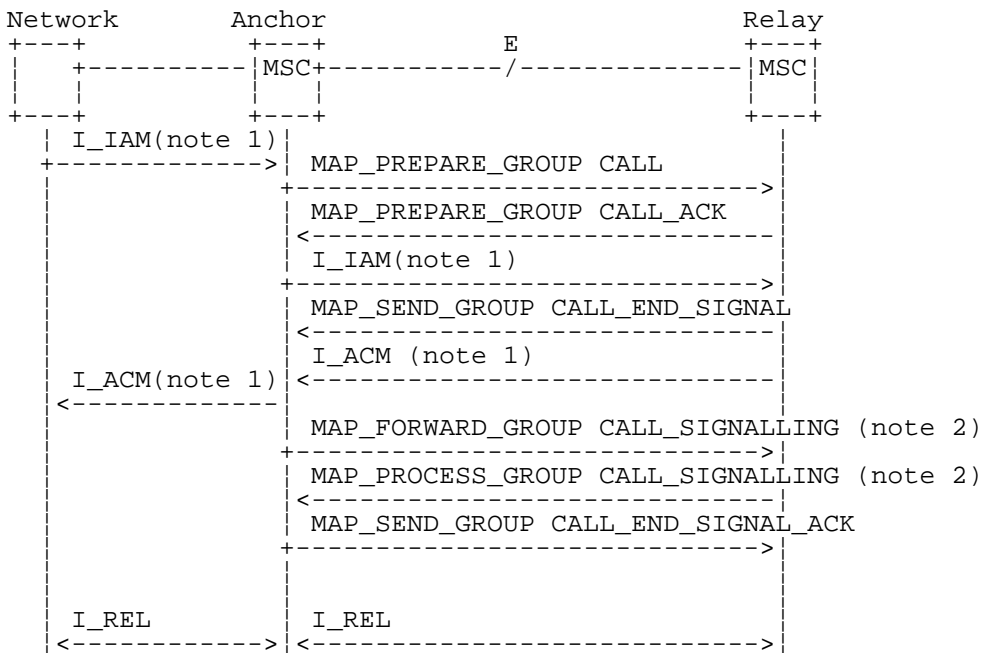


Figure 21.3/3: Process RCH_GMSC

21.4 Inter MSC Group Call Procedures

21.4.1 General

The message flows for successful inter MSC group call / broadcast call set-up is shown in figure 21.4/1.



NOTE 1: TUP or ISUP may be used in signalling between MSCs, depending on the network type between the MSCs. For further details on the TUP and ISUP procedures refer to the following ITU-T Recommendations and ETSI specification:

Q.721-725 - Telephone User Part (TUP);

ETS 300 356-1 - Integrated Services Digital Network (ISDN); Signalling System No.7; ISDN User Part (ISUP) version 2 for the international interface; Part 1: Basic services.

NOTE 2: The MAP_FORWARD_GROUP_CALL_SIGNALLING and MAP_PROCESS_GROUP_CALL_SIGNALLING services are not applicable for voice broadcast calls.

Figure 21.4/1: Message flow for inter MSC group call / broadcast call

21.4.2 Process in the Anchor MSC

The MAP process in the Anchor MSC to retrieve and transfer information from / to the Relay MSC for VBS and VGCS calls is shown in figure 21.4/2. The MAP process invokes macros not defined in this subclause; the definitions of these macros can be found as follows:

- Receive_Open_Cnf see subclause 25.1.2;
- Check_Indication see subclause 25.2.1;
- Check_Confirmation see subclause 25.2.2.

Successful Outcome

When the MAP process receives a Prepare Group Call request from the ASCII handling process in the anchor MSC, it requests a dialogue with the relay MSC whose identity is contained in the Prepare Group Call request by sending a MAP_OPEN service request, requests an Group Call number by using a MAP_PREPARE_GROUP_CALL service request and invokes the macro Receive_Open_Cnf to wait for the response to the dialogue opening request. If the dialogue opening is successful, the MAP process waits for a response from the relay MSC.

If the MAP process receives a MAP_PREPARE_GROUP_CALL service confirm from the relay MSC, the MAP process invokes the macro Check_Confirmation to check the content of the confirm.

If the macro Check_Confirmation takes the OK exit, the MAP process sends a Prepare Group Call ack containing the Group Call number received from the relay MSC to the ASCII handling process in the anchor MSC and waits for completion of call set-up in the relay MSC.

On receipt of a MAP_SEND_GROUP_CALL_END_SIGNAL service indication from the relay MSC the MAP process invokes the macro Check_Indication to check the content of the indication.

If the macro Check_Indication takes the OK exit, the MAP process sends a Send Group Call End Signal to the ASCI handling process in the anchor MSC and waits for uplink management signals. In this state the following events are processed:

- Reception of a Send Group Call End Signal ack from the ASCI handling process in the anchor MSC;
- Reception of a Forward Group Call Signalling request from the ASCI handling process in the anchor MSC;
- Reception of a MAP_PROCESS_GROUP_CALL_SIGNALLING service indication from the relay MSC.

On reception of a Send Group Call End Signal ack from the ASCI handling process in the anchor MSC, the MAP process constructs a MAP_SEND_GROUP_CALL_END_SIGNAL service response, constructs a MAP_CLOSE service request, sends them to the relay MSC and returns to the idle state.

On reception of a Forward Group Call Signalling request from the ASCI handling process in the anchor MSC, the MAP process constructs a MAP_FORWARD_GROUP_CALL_SIGNALLING service request, sends it to the relay MSC and returns to the uplink management state.

On reception of a MAP_PROCESS_GROUP_CALL_SIGNALLING service indication from the relay MSC, the MAP process invokes the macro Check_Indication to check the content of the indication.

If the macro Check_Indication takes the OK exit, the MAP process sends a Process Group Call Signalling to the ASCI handling process in the anchor MSC and returns to the uplink management state.

Dialogue opening failure

If the macro Receive_Open_Cnf indicates that the dialogue with the relay MSC could not be opened, the MAP process sends an Abort to the ASCI handling process and returns to the idle state.

Error in MAP_PREPARE_GROUP_CALL confirm

If the MAP_PREPARE_GROUP_CALL service confirm contains a user error or a provider error, or the macro Check_Confirmation indicates that there is a data error, the MAP process sends a Prepare Group Call negative response to the ASCI handling process in the anchor MSC, sends a MAP_U_ABORT request to the relay MSC and returns to the idle state.

Abort of MAP dialogue

After the dialogue with the relay MSC has been established, the MAP service provider may abort the dialogue by issuing a MAP_P_ABORT indication, or the relay MSC may send a MAP_U_ABORT indication or a MAP_CLOSE indication. In any of these cases, the MAP process sends an Abort to the ASCI handling process in the anchor MSC and returns to the idle state.

If the MAP provider indicates a protocol problem by sending a MAP_NOTICE indication, the MAP process closes the dialogue with the relay MSC, sends an Abort to the ASCI handling process in the anchor MSC and returns to the idle state.

Process ASCI_Anchor_MSC

21.4_2.1(4)

Figure 21.4/2: Process in the Anchor MSC for ASCI call handling

Signals to/from the left are to/from the A-MSC ASCI process; signals to/from the right are to/from the R-MSC

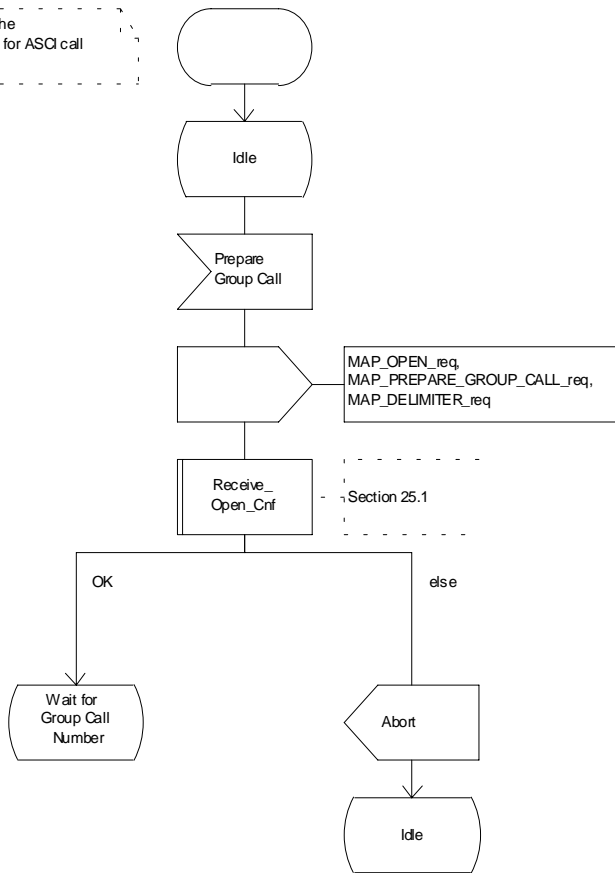


Figure 21.4/2 (sheet 1 of 4): Process ASCI_Anchor_MSC

Process ASCI_Anchor_MSC

21.4_2.2(4)

Figure 21.4/2: Process in the Anchor MSC for ASCI call handling

Signals to/from the left are to/from the A-MSC ASCI process; signals to/from the right are to/from the R-MSC

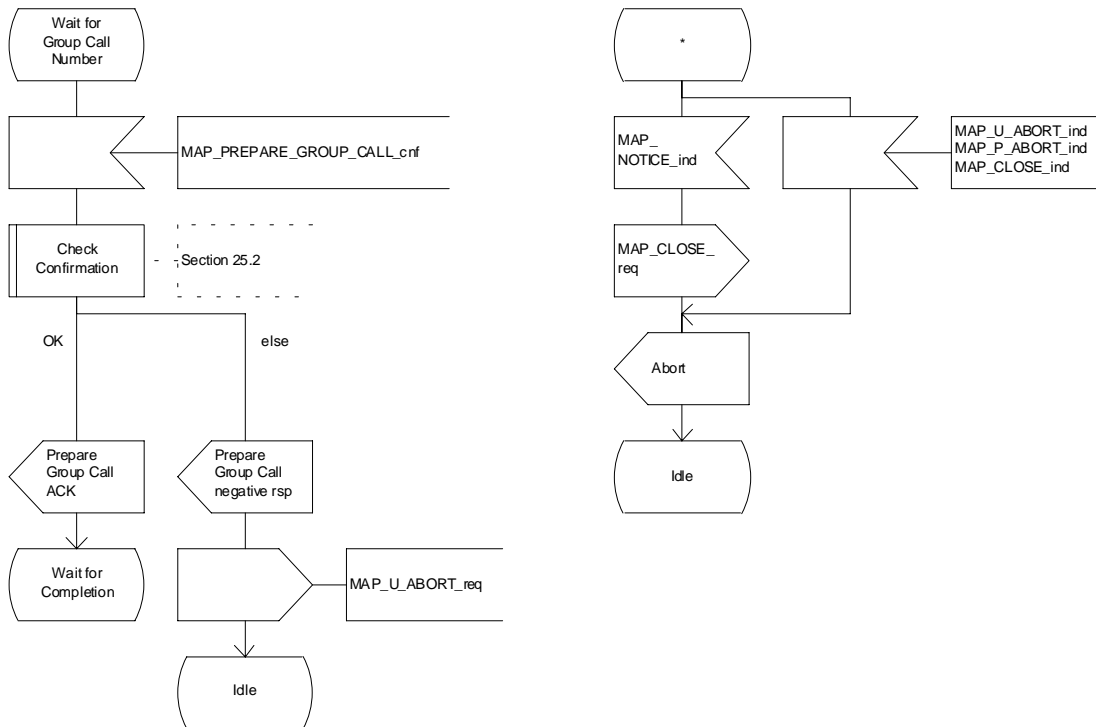


Figure 21.4/2 (sheet 2 of 4): Process ASCI_Anchor_MSC

Process ASCI_Anchor_MSC

21.4_2.3(4)

Figure 21.4/2: Process in the Anchor MSC for ASCI call handling

Signals to/from the left are to/from the A-MSC ASCI process; signals to/from the right are to/from the R-MSC

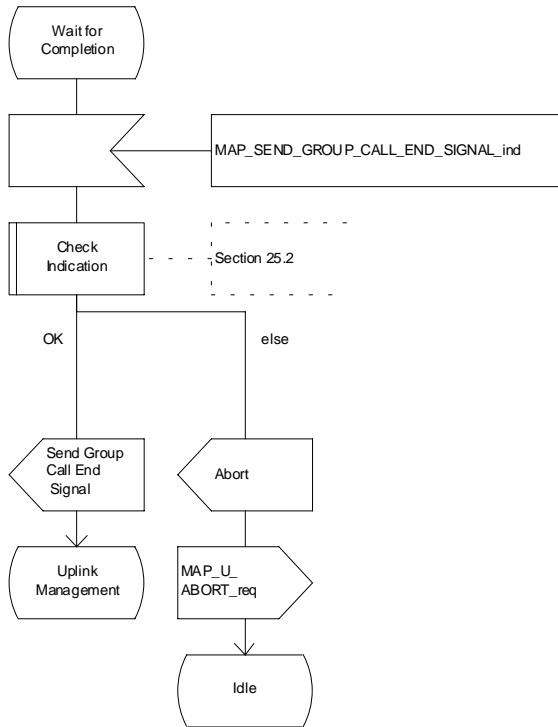


Figure 21.4/2 (sheet 3 of 4): Process ASCI_Anchor_MSC

Process ASCI_Anchor_MSC

21.4_2.4(4)

Figure 21.4/2: Process in the Anchor MSC for ASCI call handling

Signals to/from the left are to/from the A-MSC ASCI process; signals to/from the right are to/from the R-MSC

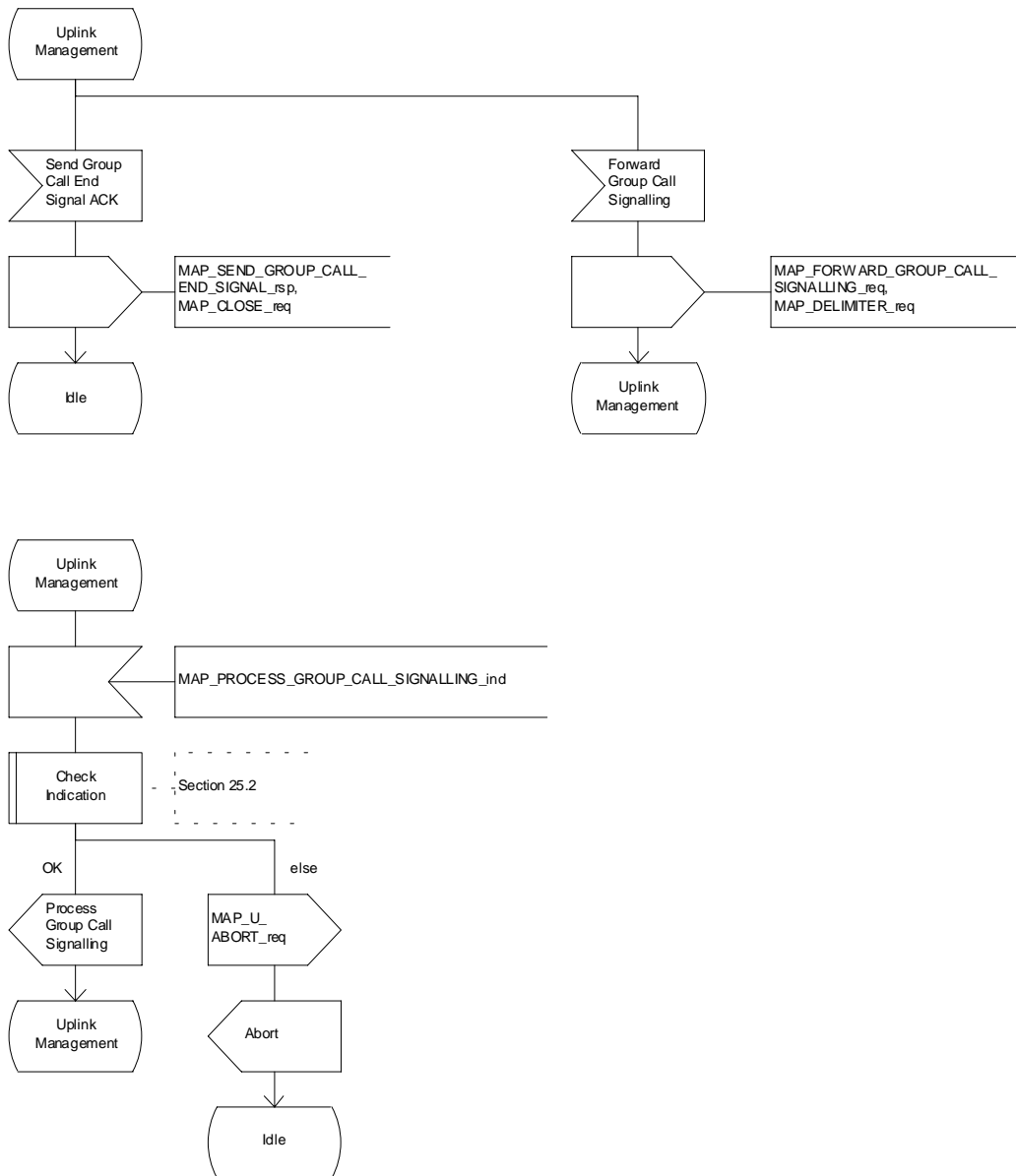


Figure 21.4/2 (sheet 4 of 4): Process ASCI_Anchor_MSC

21.4.3 Process in the Relay MSC

The MAP process in the Relay MSC to receive and transfer information from / to the Anchor MSC for VBS and VGCS calls is shown in figure 21.4/3. The MAP process invokes macros not defined in this subclause; the definitions of these macros can be found as follows:

Receive_Open_Ind	see subclause 25.1.2;
Check_Indication	see subclause 25.2.1.

Successful Outcome

When the MAP process receives a MAP_OPEN indication with the application context groupCallControl, it checks it by invoking the macro Receive_Open_Ind.

If the macro takes the OK exit, the MAP process waits for a service indication.

If a MAP_PREPARE_GROUP_CALL service indication is received, the MAP process invokes the macro Check_Indication.

If the macro takes the OK exit, the MAP process sends a Prepare Group Call request to the ASCII handling process in the relay MSC and waits for a response. The Prepare Group Call request contains the parameters received in the MAP_PREPARE_GROUP_CALL service indication.

If the ASCII handling process in the relay MSC returns a Prepare Group Call ack, the MAP process constructs a MAP_PREPARE_GROUP_CALL service response containing the information contained in the Prepare Group Call ack, constructs a MAP_DELIMITER service request, sends them to the anchor MSC and waits for the GROUP CALL END SIGNAL.

If the ASCII handling process in the relay MSC sends a Send Group Call End Signal request to the MAP process, the MAP process constructs a MAP_SEND_GROUP_CALL_END_SIGNAL service request containing the information contained in the SEND GROUP CALL End Signal request, constructs a MAP_DELIMITER service request, sends them to the anchor MSC and waits for uplink management signals. In this state the following events are processed:

- Reception of a MAP_SEND_GROUP_CALL_END_SIGNAL service confirmation from the anchor MSC;
- Reception of a MAP_FORWARD_GROUP_CALL_SIGNALLING service indication from the anchor MSC;
- Reception of a Process Group Call Signalling request from the ASCII handling process in the relay MSC.

On reception of a MAP_SEND_GROUP_CALL_END_SIGNAL service confirmation from the anchor MSC, the MAP process returns to the idle state.

On reception of a MAP_FORWARD_GROUP_CALL_SIGNALLING service indication from the anchor MSC, the MAP process invokes the macro Check Indication. If the macro takes the OK exit, the MAP process sends a Forward Group Call Signalling request to the ASCII handling process in the relay MSC and waits for further uplink management signals.

On reception of a Process Group Call Signalling request from the ASCII handling process in the relay MSC, the MAP process constructs a MAP_PROCESS_GROUP_CALL_SIGNALLING service request containing the information received in the Process Group Call Signalling request, constructs a MAP_DELIMITER service request, sends them to the anchor MSC and waits for further uplink management signals.

Failure of dialogue opening with the anchor MSC

If the macro Receive_Open_Ind takes the Error exit, the MAP process returns to the idle state.

If the MAP provider sends a MAP_P_ABORT while the MAP process is waiting for a service indication, the MAP process returns to the idle state.

If the MAP provider sends a MAP_NOTICE while the MAP process is waiting for a service indication, the MAP process sends a MAP_CLOSE request to terminate the dialogue and returns to the idle state.

Error in MAP_PREPARE_GROUP_CALL indication

If the macro Check Indication takes the Error exit, the MAP process sends a MAP_U_ABORT request to the anchor MSC and returns to the idle state.

Negative response received from the ASCI handling process

If the ASCI handling process in the relay MSC returns a negative response to the Prepare Group Call request, the MAP process constructs a MAP_PREPARE_GROUP_CALL service response containing the appropriate error, constructs a MAP_CLOSE service request, sends them to the anchor MSC and returns to the idle state.

Error in MAP_FORWARD_GROUP_CALL_SIGNALLING indication

If the macro Check Indication takes the Error exit, the MAP process sends a MAP_U_ABORT request to the anchor MSC, sends an Abort to the ASCI handling process in the relay MSC and returns to the idle state.

Abort of MAP dialogue

After the dialogue with the anchor MSC has been established, the MAP service provider may abort the dialogue by issuing a MAP_P_ABORT indication, or the anchor MSC may send a MAP_U_ABORT indication or a MAP_CLOSE indication. In any of these cases, the MAP process sends an Abort to the ASCI handling process in the relay MSC and returns to the idle state.

If the MAP provider indicates a protocol problem by sending a MAP_NOTICE indication, the MAP process closes the dialogue with the anchor MSC, sends an Abort to the ASCI handling process in the anchor MSC and returns to the idle state.

Process ASCI_Relay_MSC

21.4_3.1(3)

Figure 21.4/3: Process in the Relay MSC for ASCI call handling

Signals to/from the left are to/from the A-MSC; Signals to/from the right are to/from the R-MSC ASCI process

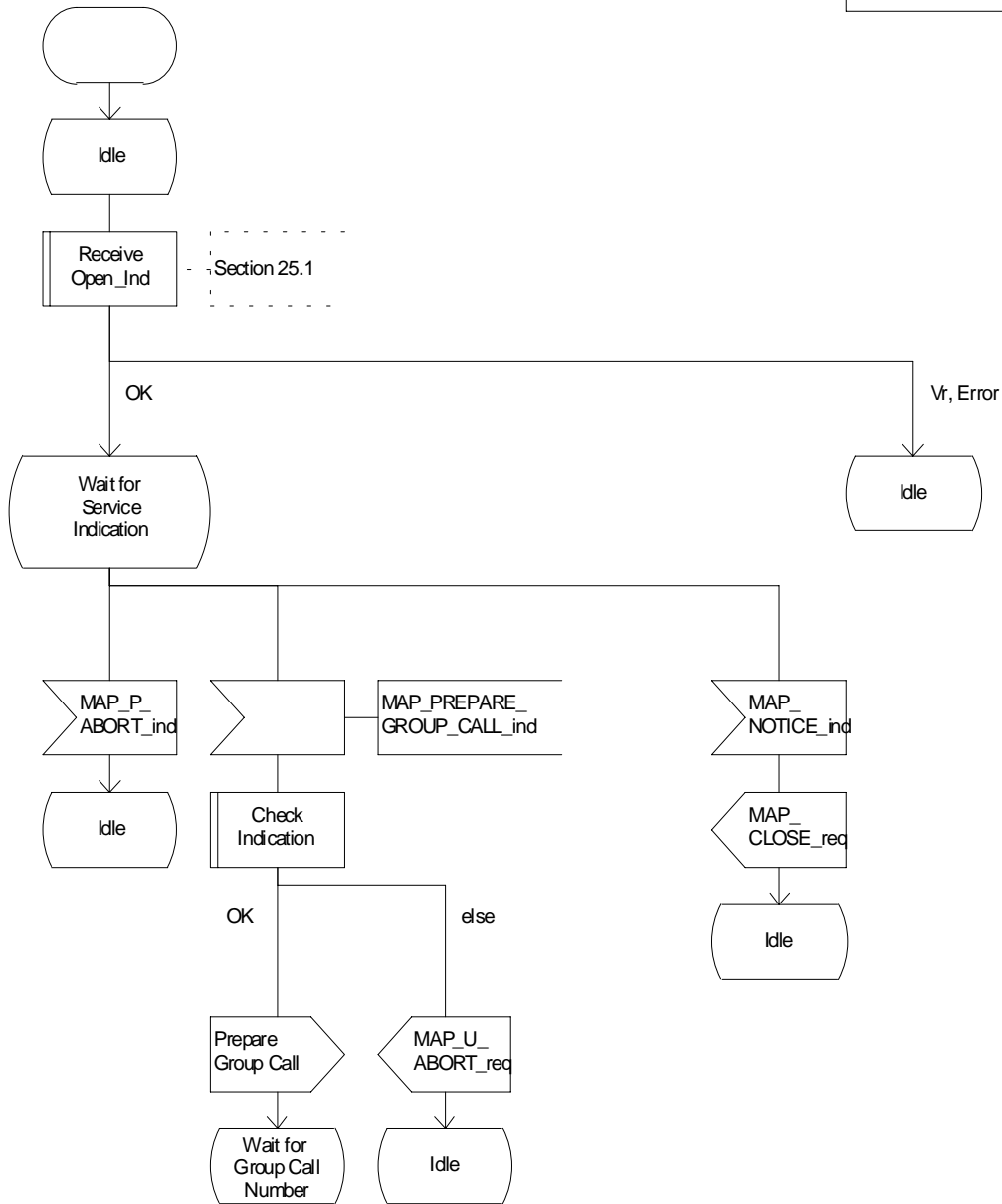


Figure 21.4/3 (sheet 1 of 3): Process ASCI_Relay_MSC

Process ASCII_Relay_MSC

21.4_3.2(3)

Figure 21.4/3: Process in the Relay MSC for ASCII call handling

Signals to/from the left are to/from the A-MSC;
Signals to/from the right are to/from the R-MSC ASCII process

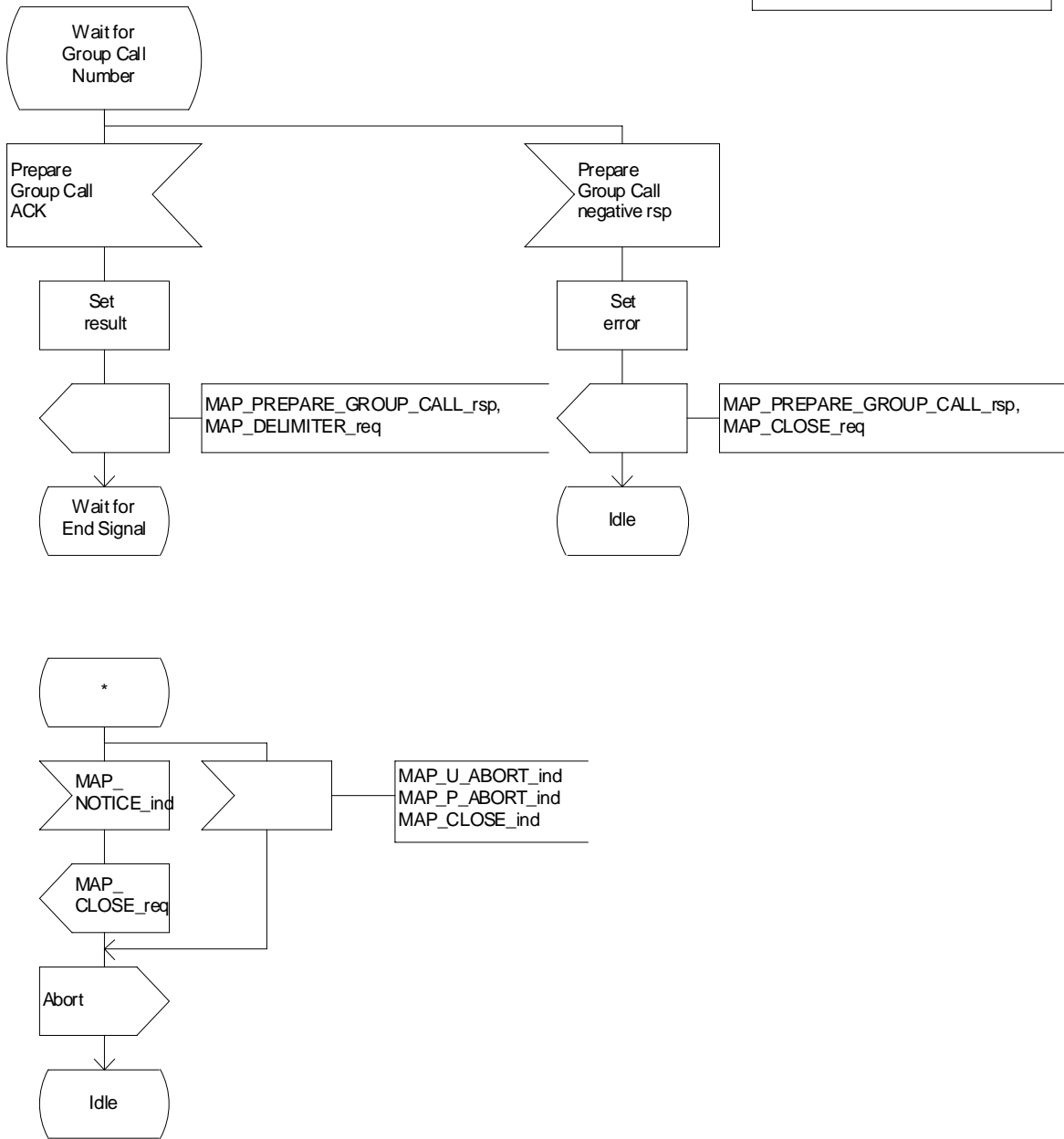


Figure 21.4/3 (sheet 2 of 3): Process ASCII_Relay_MSC

Process ASCII_Relay_MSC

21.4_3.3(3)

Figure 21.4/3: Process in the Relay MSC for ASCII call handling

Signals to/from the left are to/from the A-MSC; Signals to/from the right are to/from the R-MSC ASCII process

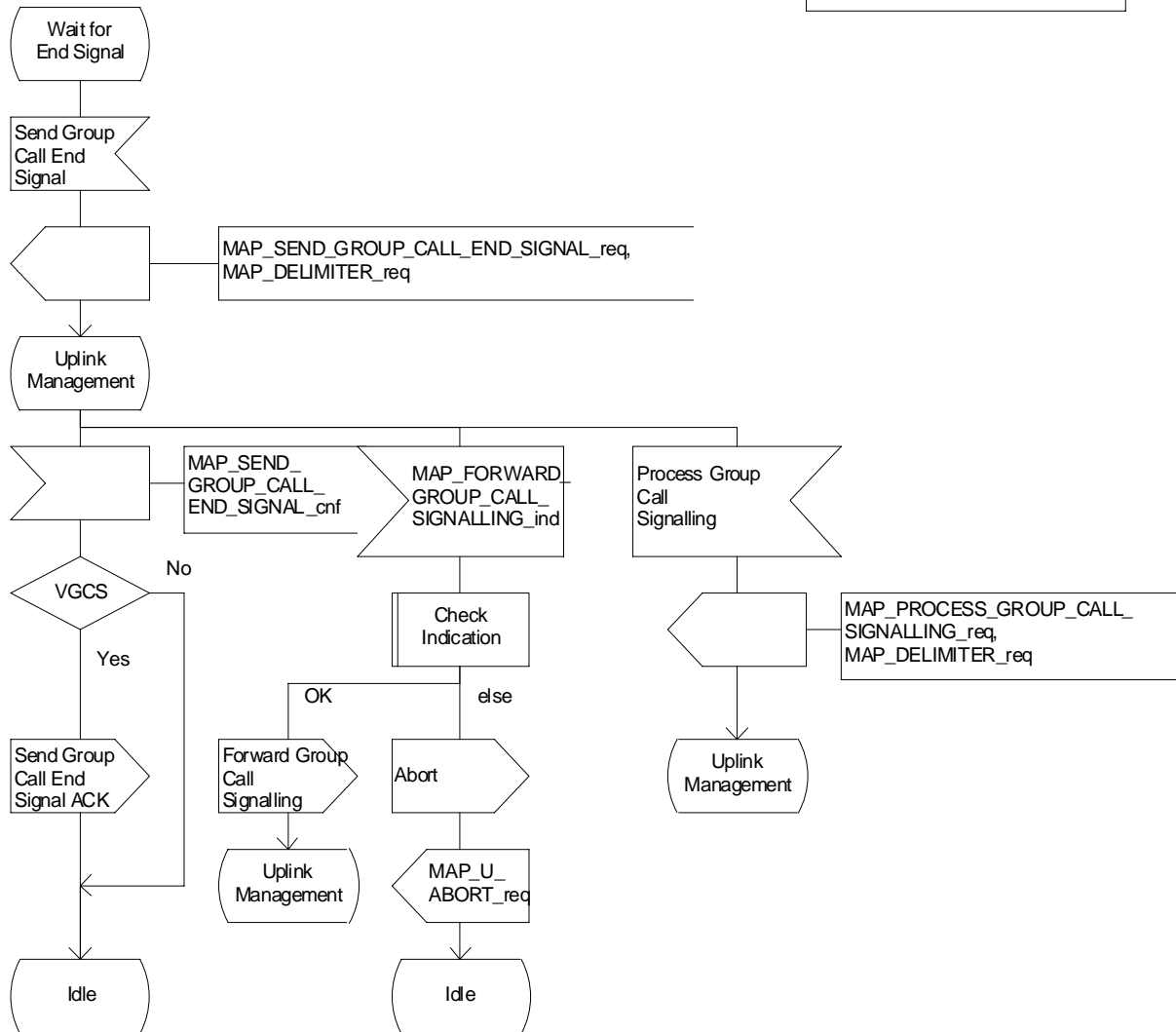
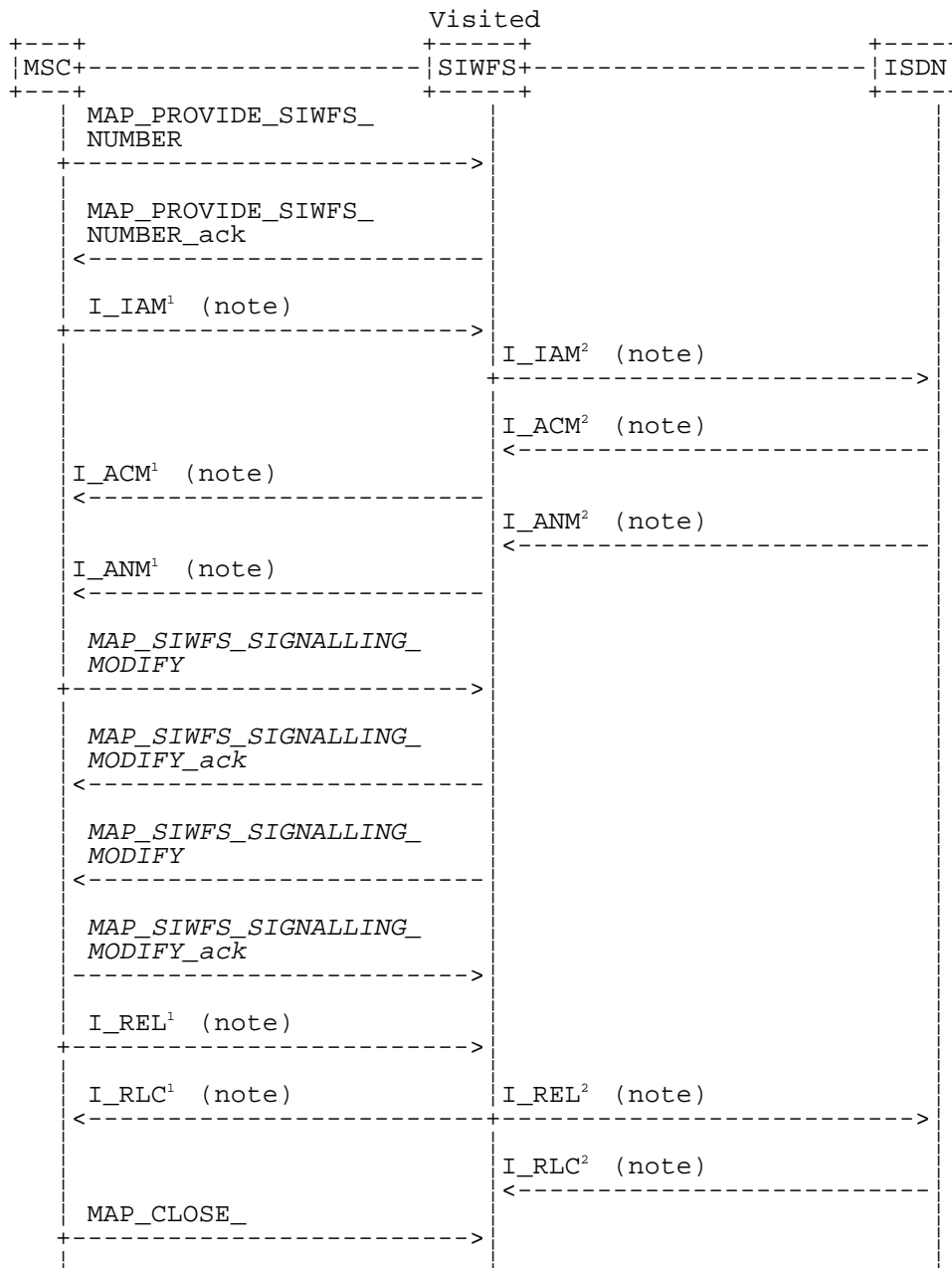


Figure 21.4/3 (sheet 3 of 3): Process ASCII_Relay_MSC

21.5 Allocation and modifications of resources in an SIWFS

21.5.1 General

The message flow for successful allocation and modification of resources in an SIWFS is shown in figure 21.5/1 (mobile originating call non-loop method), 21.5/2 (mobile originating call loop method) and 21.5/3 (mobile terminating call loop method).



Notes: xxx = Optional Procedure

TUP or ISUP may be used in signalling between MSCs, depending on the network type between the MSCs. The Release message can be initiated either by the calling or called subscriber. For further details on the TUP and ISUP procedures refer to the following CCITT Recommendations & ETSI specification:


Q.721-725 - Telephone User Part (TUP);

ETS 300 356-1 - Integrated Services Digital Network (ISDN); Signalling System No.7; ISDN User Part (ISUP) version 2 for the international interface; Part 1: Basic services.

The number on the ISUP messages have been added to link the messages to respective signalling sequence.

The modification of SIWF resources could be initiated any time during the call either by the VMSC or the SIWFS.

Figure 21.5/1: Message flow for mobile originating call non-loop method



Notes:

xxx = Optional Procedure


TUP or ISUP may be used in signalling between MSCs, depending on the network type between the MSCs. The Release message can be initiated either by calling or called subscriber. For further details on the TUP and ISUP procedures refer to the following CCITT Recommendations & ETSI specification: Q.721-725 - Telephone User Part (TUP);

ETS 300 356-1 - Integrated Services Digital Network (ISDN); Signalling System No.7; ISDN User Part (ISUP) version 2 for the international interface; Part 1: Basic services.

The number on the ISUP messages have been added to link the messages to respective signalling sequence.

The modification of SIWF resources could be initiated any time during the call either by the VMSC or the SIWFS.

Figure 21.5/2: Message flow for mobile originating call loop method



Notes:

xxx = Optional Procedure

TUP or ISUP may be used in signalling between MSCs, depending on the network type between the MSCs. The Release message can be initiated either by calling or called subscriber. For further details on the TUP and ISUP procedures refer to the following CCITT Recommendations & ETSI specification:

Q.721-725 - Telephone User Part (TUP);

ETS 300 356-1 - Integrated Services Digital Network (ISDN); Signalling System No.7; ISDN User Part (ISUP) version 2 for the international interface; Part 1: Basic services.

The number on the ISUP messages have been added to link the messages to respective signalling sequence.

The modification of SIWF resources could be initiated any time during the call either by the VMSC or the SIWFS.

Figure 21.5/3: Message flow for mobile terminating call loop method

The following MAP services are used to allocate resources in an SIWFS:

MAP_PROVIDE_SIWFS_NUMBER see subclause 10.8.

The following MAP services are used to modify resources in an SIWFS:

MAP_SIWFS_SIGNALLING_MODIFY see subclause 10.9.

21.5.2 Process in the VMSC

The MAP process in the VMSC to allocate and modify resources in an SIWFS for a mobile call is shown in figure 21.5/4. The MAP process invokes macros not defined in this subclause; the definitions of these macros can be found as follows:

Receive_Open_Cnf see subclause 25.1.2;

Check_Confirmation see subclause 25.2.2.

21.5.2.1 Allocation of SIWFS resources

Successful Outcome

When the MAP process receives a Provide SIWFS Number request from the call handling process in the VMSC, it requests a dialogue with the SIWF whose identity is contained in the Provide SIWFS Number request by sending a MAP_OPEN service request, requests resources in the SIWFS using a MAP_PROVIDE_SIWFS_NUMBER service request and invokes the macro Receive_Open_Cnf to wait for the response to the dialogue opening request. If the dialogue opening is successful, the MAP process waits for a response from the SIWFS.

If the MAP process receives a MAP_PROVIDE_SIWFS_NUMBER service confirm from the SIWFS, the MAP process invokes the macro Check_Confirmation to check the content of the confirm.

If the macro Check_Confirmation takes the OK exit, the MAP process sends a Provide SIWFS Number ack containing the SIWFS Number received from the SIWFS to the call handling process in the VMSC and go to Wait_For_Modification state.

Earlier version MAP dialogue with the SIWFS

If the macro Receive_Open_Cnf takes the Vr exit, the MAP process sends an Abort to the call handling process in the VMSC and returns to the idle state.

Dialogue opening failure

If the macro Receive_Open_Cnf indicates that the dialogue with the SIWFS could not be opened, the MAP process sends an Abort to the call handling process in the VMSC and returns to the idle state.

Error in MAP_PROVIDE_SIWFS_NUMBER confirm

If the MAP_PROVIDE_SIWFS_NUMBER service confirm contains a user error or a provider error, or the macro Check_Confirmation indicates that there is a data error, the MAP process sends a Provide SIWFS number negative response to the call handling process in the VMSC and returns to the idle state.

Call release

If the call handling process in the VMSC indicates that the call has been aborted, the MAP process returns to the idle state. Any response from the SIWFS will be discarded.

If the call handling process in the VMSC indicates that the traffic channel has been released (i.e. call released by a user) a MAP_CLOSE_req is sent and the process is returned to the idle state.

Abort of SIWFS dialogue

During the time an answer is expected from the SIWFS, the MAP service provider may abort the dialogue by issuing a MAP_P_ABORT indication, or the SIWFS may send a MAP_U_ABORT indication or a MAP_CLOSE indication. In any of these cases, the MAP process sends a Provide SIWFS number negative response to the call handling process in the VMSC and returns to the idle state.

If the MAP provider indicates a protocol problem by sending a MAP_NOTICE indication, the MAP process closes the dialogue with the SIWFS, sends a Provide SIWFS number negative response indicating system failure to the call handling process in the VMSC and returns to the idle state.

After the dialogue with the SIWFS has been established, the MAP service provider may abort the dialogue by issuing a MAP_P_ABORT indication, or the SIWFS may send a MAP_U_ABORT indication or a MAP_CLOSE indication. In any of these cases, the MAP process returns to the idle state.

If the MAP provider indicates a protocol problem by sending a MAP_NOTICE indication, the MAP process closes the dialogue with the SIWFS, and returns to the idle state.

21.5.2.2 Modification of SIWFS resources initiated by the user

Successful Outcome

When the MAP process receives an SIWFS Signalling Modify request from the call handling process in the VMSC, it requests a dialogue with the SIWFS whose identity is contained in the SIWFS Signalling Modify request by sending a MAP_SIWFS_SIGNALLING_MODIFY service request and waits for a response from the SIWFS.

If the MAP process receives a MAP_SIWFS_SIGNALLING_MODIFY service confirm from the SIWFS, the MAP process invokes the macro Check_Confirmation to check the content of the confirm.

If the macro Check_Confirmation takes the OK exit, the MAP process sends an SIWFS Signalling Modify ack containing the response received from the SIWFS to the call handling process in the VMSC and go to Wait_For_Modification state.

Error in MAP_SIWFS_SIGNALLING_MODIFY confirm

If the MAP_SIWFS_SIGNALLING_MODIFY service confirm contains a user error or a provider error, or the macro Check_Confirmation indicates that there is a data error, the MAP process sends an SIWFS Signalling Modify negative response to the call handling process in the VMSC and go to Wait_For_Modification state.

Abort of SIWFS dialogue

During the time an answer is expected from the SIWFS, the MAP service provider may abort the dialogue by issuing a MAP_P_ABORT indication, or the SIWFS may send a MAP_U_ABORT indication or a MAP_CLOSE indication. In any of these cases, the MAP process sends an SIWFS Signalling Modify negative response to the call handling process in the VMSC and returns to the idle state.

If the MAP provider indicates a protocol problem by sending a MAP_NOTICE indication, the MAP process closes the dialogue with the SIWFS, sends an SIWFS Signalling Modify negative response indicating system failure to the call handling process in the VMSC and returns to the idle state.

21.5.2.3 Modification of SIWFS resources initiated by the SIWFS

Successful outcome

If a MAP_SIWFS_SIGNALLING_MODIFY service indication is received, the MAP process sends an SIWFS signalling modify Info request to the call handling process in the VMSC, and waits for a response. The SIWFS

signalling modify request contains the parameters received in the MAP_SIWFS_SIGNALLING_MODIFY service indication.

If the call handling process in the VMSC returns an SIWFS signalling modify ack, the MAP process constructs a MAP_SIWFS_SIGNALLING_MODIFY service response contained in the Provide SIWFS Number ack, send it to the SIWFS and go to Wait_For_Modification state.

Negative response from VMSC call handling process

If the call handling process in the VMSC returns a negative response the MAP process constructs a MAP_SIWFS_SIGNALLING_MODIFY service response containing the appropriate error, send it to the SIWFS and go to Wait_For_Modification state.

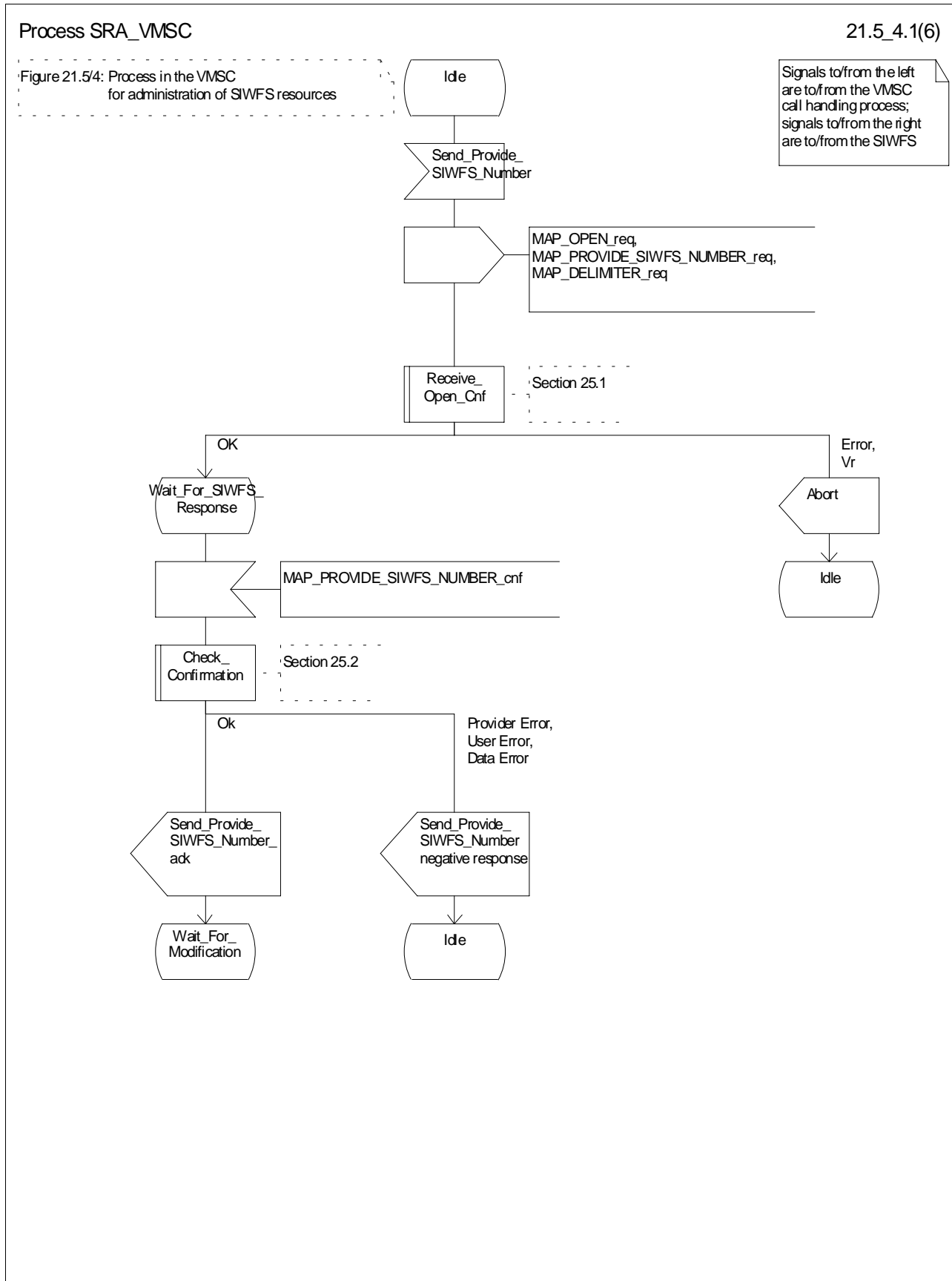


Figure 21.5/4 (sheet 1 of 6): Process SRA (SIWFS_RESOURCE_ADMINISTRATION)_VMSC

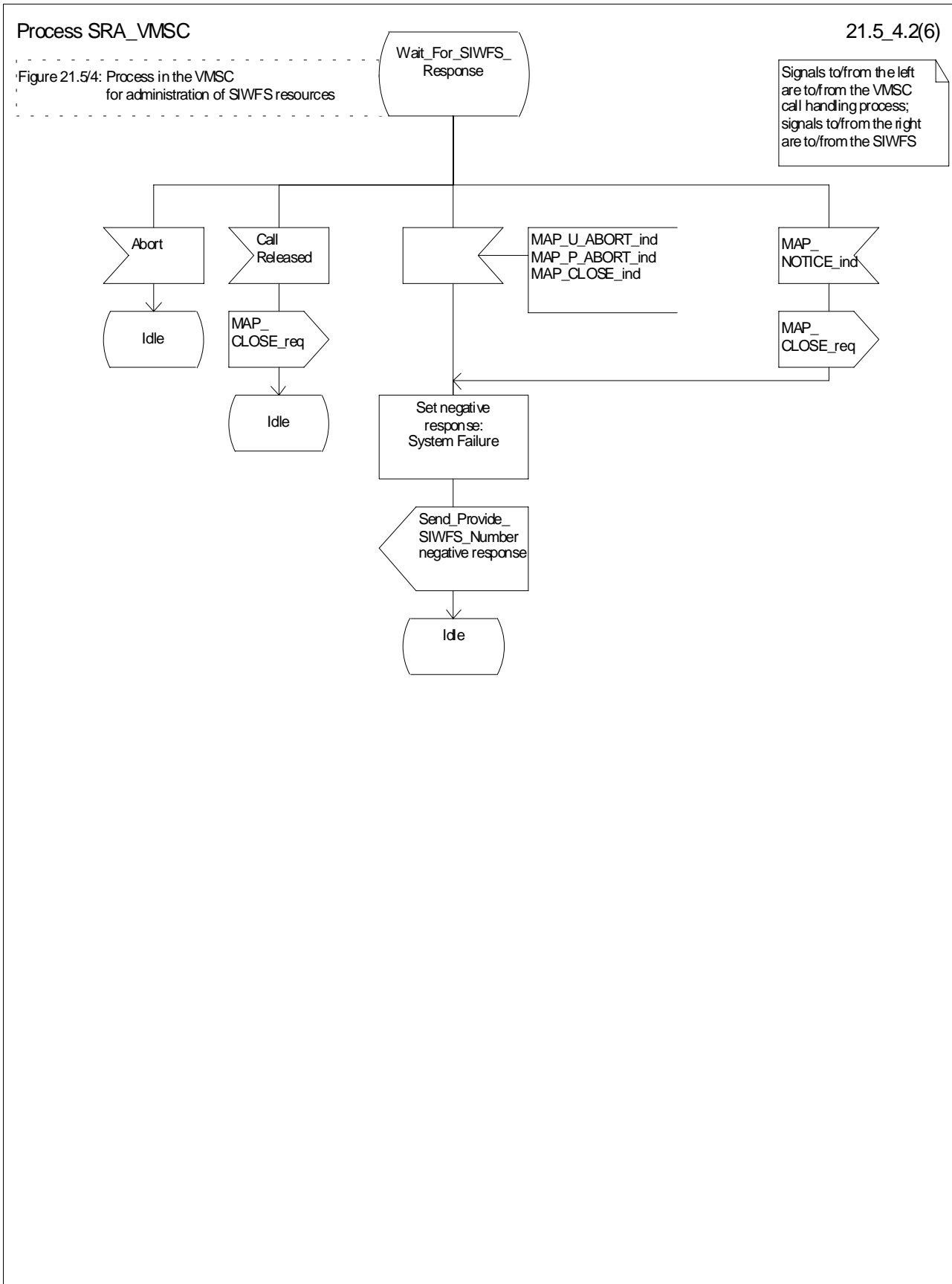


Figure 21.5/4 (sheet 2 of 6): Process SRA_VMSC

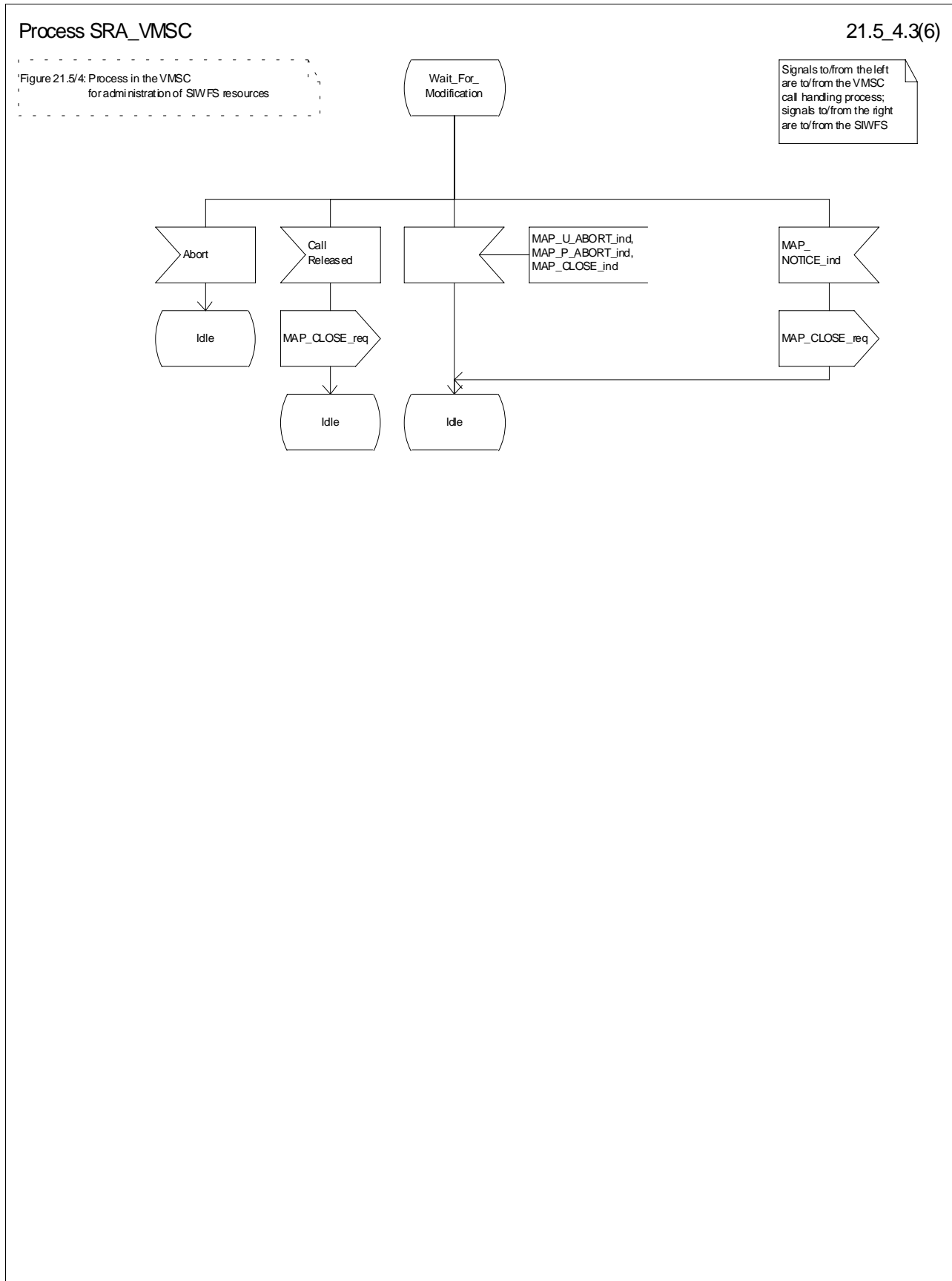


Figure 21.5/4 (sheet 3 of 6): Process SRA_VMSC

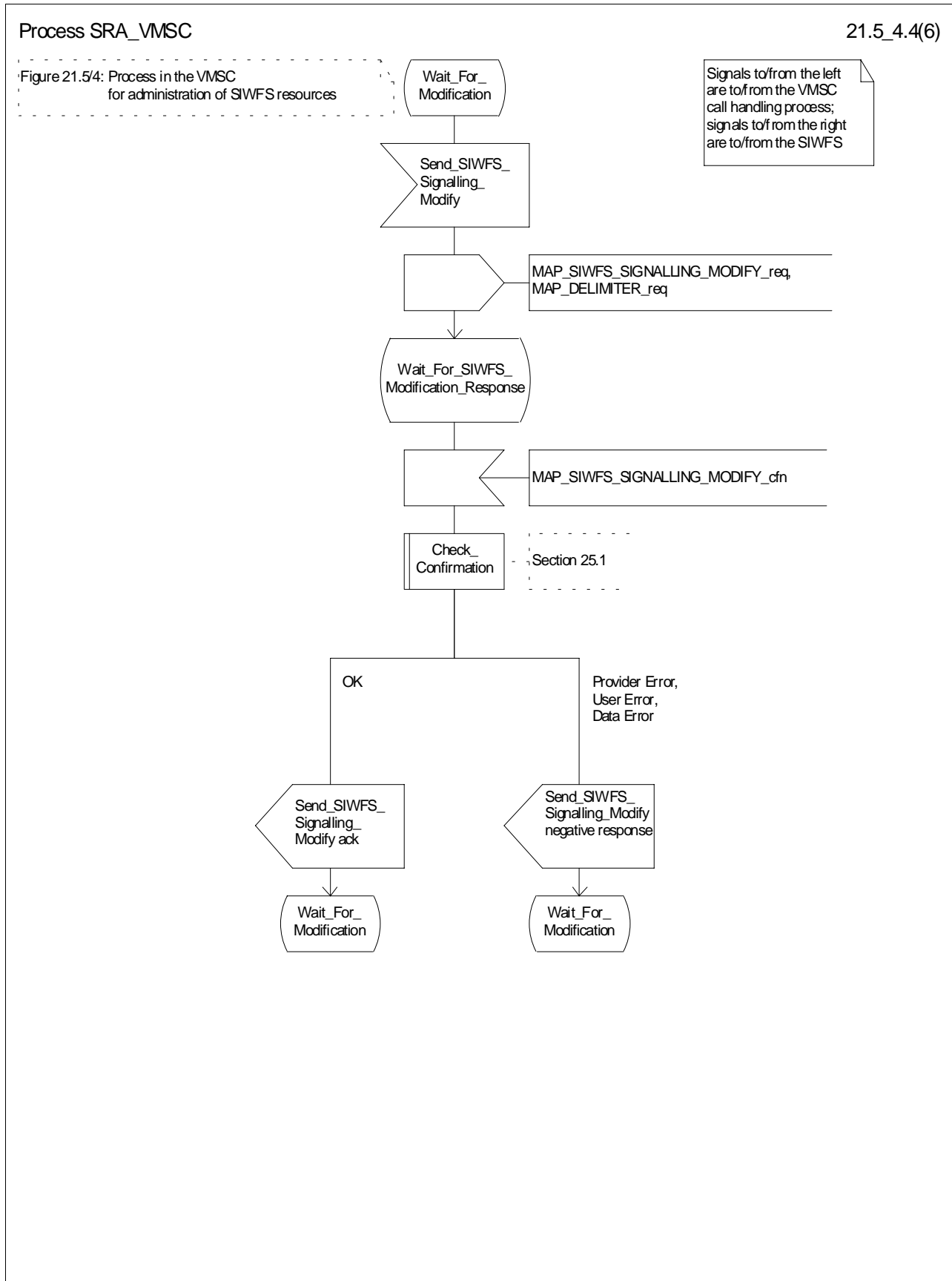


Figure 21.5/4 (sheet 4 of 6): Process SRA_VMSC

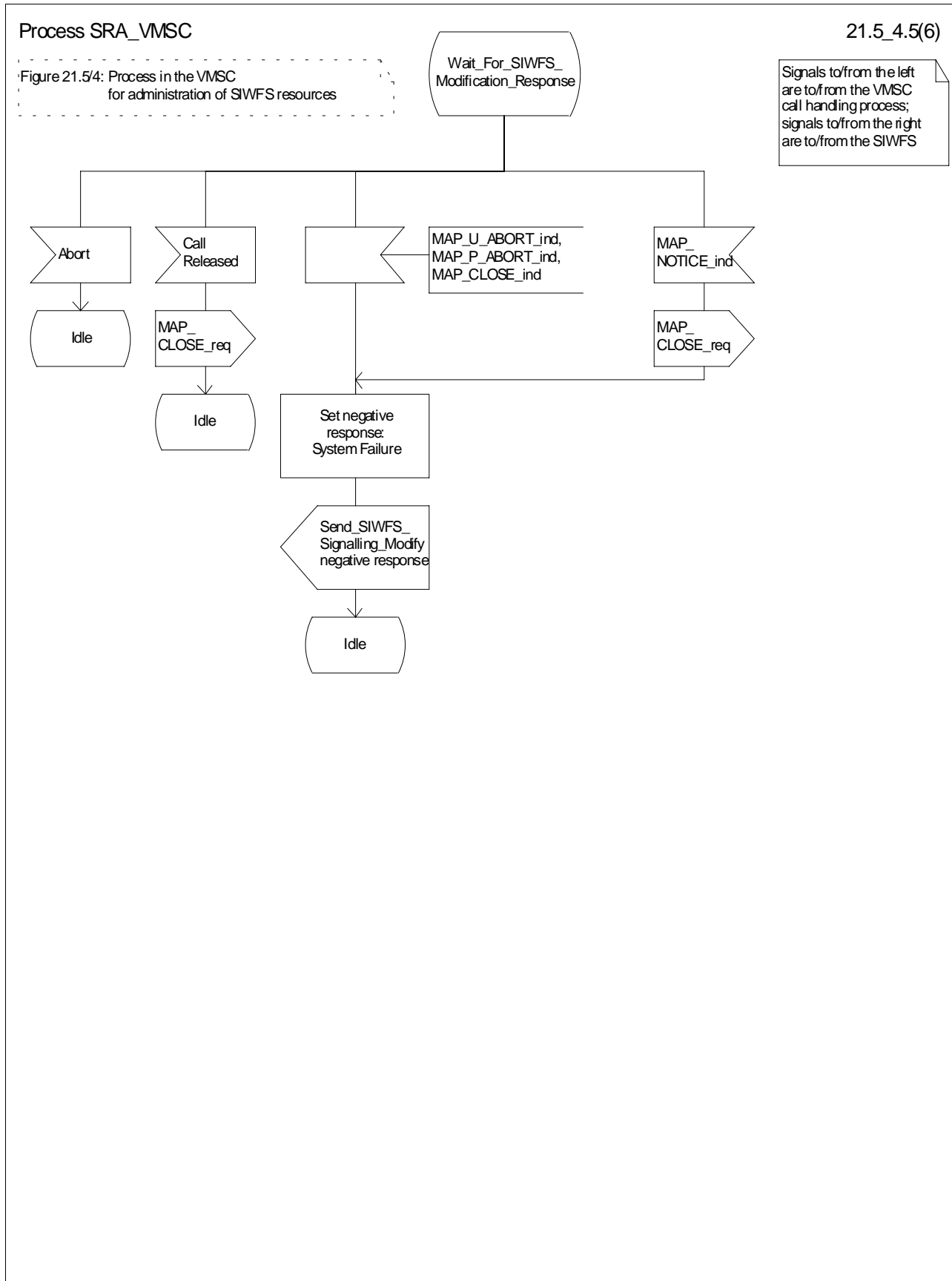


Figure 21.5/4 (sheet 5 of 6): Process SRA_VMSC

Process SRA_VMSC

21.5_4.6(6)

Figure 21.5/4: Process in the VMSC for administration of SIWFS resources

Signals to/from the left are to/from the VMSC call handling process; signals to/from the right are to/from the SIWFS

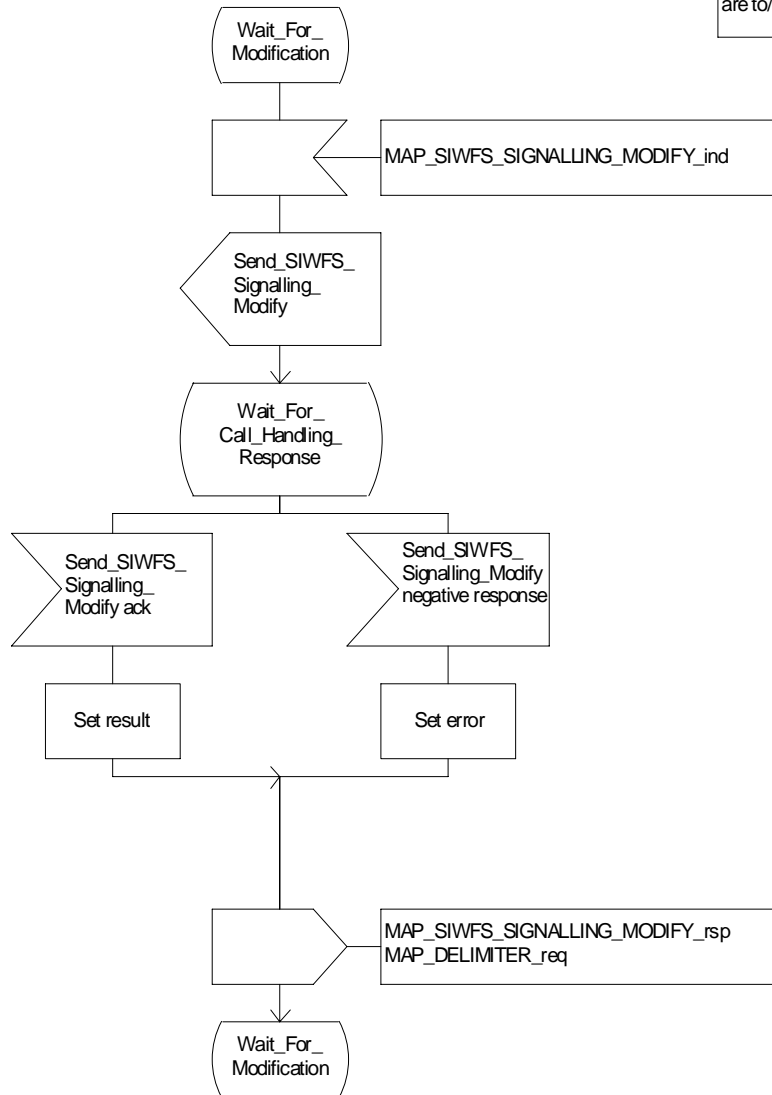


Figure 21.5/4 (sheet 6 of 6): Process SRA_VMSC

21.5.3 Process in the SIWFS

The MAP process in the SIWFS to allocate and modify SIWFS resources for a mobile call is shown in figure 21.5/5. The MAP process invokes macros not defined in this subclause; the definitions of these macros can be found as follows:

Receive_Open_Ind	see subclause 25.1.1.
Check_Confirmation	see subclause 25.2.2.

21.5.3.1 Procedures for allocation of SIWFS resources

Successful outcome

When the MAP process receives a MAP_OPEN indication with the application context locInfoRetrieval, it checks it by invoking the macro Receive_Open_Ind.

If the macro takes the OK exit, the MAP process waits for a service indication.

If a MAP_PROVIDE_SIWFS_NUMBER service indication is received, the MAP process sends a Provide SIWFS number Info request to the call handling process in the SIWFS, and waits for a response. The Provide SIWFS number request contains the parameters received in the MAP_PROVIDE_SIWFS_NUMBER service indication.

If the call handling process in the SIWFS returns a Provide SIWFS number ack, the MAP process constructs a MAP_PROVIDE_SIWFS_NUMBER service response containing the routing information contained in the Provide SIWFS Number ack, constructs a MAP_DELIMITER service request, sends them to the VMSC and go to Wait_For_Modification state.

Earlier version MAP dialogue with the VMSC

If the macro Receive_Open_Ind takes the Vr exit, the MAP process returns to the idle state.

Dialogue opening failure

If the macro Receive_Open_Ind takes the Error exit, the MAP process returns to the idle state.

If the MAP provider sends a MAP_P_ABORT while the MAP process is waiting for a service indication, the MAP process returns to the idle state.

If the MAP provider sends a MAP_NOTICE while the MAP process is waiting for a service indication, the MAP process sends a MAP_CLOSE request to terminate the dialogue and returns to the idle state.

Negative response from SIWFS call handling process

If the call handling process in the SIWFS returns a negative response the MAP process constructs a MAP_PROVIDE_SIWFS_NUMBER service response containing the appropriate error, constructs a MAP_CLOSE service request, sends them to the VMSC and returns to the idle state.

Call release

If the call handling process in the SIWFS indicates that the call has been aborted, the MAP process returns to the idle state. Any response from the VMSC will be discarded.

If the call handling process in the SIWFS indicates that the traffic channel has been released (i.e. call released by a user) a MAP_CLOSE_req is sent and the process is returned to the idle state.

Abort of VMSC dialogue

After the dialogue with the VMSC has been established, the MAP service provider may abort the dialogue by issuing a MAP_P_ABORT indication, or the VMSC may send a MAP_U_ABORT indication or a MAP_CLOSE indication. In any of these cases, the MAP process returns to the idle state.

If the MAP provider indicates a protocol problem by sending a MAP_NOTICE indication, the MAP process closes the dialogue with the VMSC, and returns to the idle state.

21.5.3.2 Process for modification of SIWFS resources initiated by the user

Successful outcome

If a MAP_SIWFS_SIGNALLING_MODIFY service indication is received, the MAP process sends an SIWFS signalling modify Info request to the call handling process in the SIWFS, and waits for a response. The SIWFS signalling modify request contains the parameters received in the MAP_SIWFS_SIGNALLING_MODIFY service indication.

If the call handling process in the SIWFS returns an SIWFS signalling modify ack, the MAP process constructs a MAP_SIWFS_SIGNALLING_MODIFY service response contained in the Provide SIWFS Number ack, send it to the VMSC and go to Wait_For_Modification state.

Negative response from SIWFS call handling process

If the call handling process in the SIWFS returns a negative response the MAP process constructs a MAP_SIWFS_SIGNALLING_MODIFY service response containing the appropriate error, send it to the VMSC and go to Wait_For_Modification state.

21.5.3.3 Process for modification of SIWFS resources initiated by the SIWFS

Successful Outcome

When the MAP process receives an SIWFS Signalling Modify request from the call handling process in the SIWF, it requests a dialogue with the VMSC whose identity is contained in the VMSC Signalling Modify request by sending a MAP_DELIMITER service request, requests resources in the VMSC using a MAP_SIWFS_SIGNALLING_MODIFY service request, the MAP process waits for a response from the VMSC.

If the MAP process receives a MAP_SIWFS_SIGNALLING_MODIFY service confirm from the VMSC, the MAP process invokes the macro Check_Confirmation to check the content of the confirm.

If the macro Check_Confirmation takes the OK exit, the MAP process sends an SIWFS Signalling Modify ack containing the response received from the VMSC to the call handling process in the SIWF and go to Wait_For_Modification state.

Error in MAP_SIWFS_SIGNALLING_MODIFY confirm

If the MAP_SIWFS_SIGNALLING_MODIFY service confirm contains a user error or a provider error, or the macro Check_Confirmation indicates that there is a data error, the MAP process sends an SIWFS Signalling Modify negative response to the call handling process in the SIWFS and go to Wait_For_Modification state.

Abort of SIWFS dialogue

During the time an answer is expected from the VMSC, the MAP service provider may abort the dialogue by issuing a MAP_P_ABORT indication, or the VMSC may send a MAP_U_ABORT indication or a MAP_CLOSE indication. In any of these cases, the MAP process sends an SIWFS Signalling Modify negative response to the call handling process in the SIWFS and returns to the idle state.

If the MAP provider indicates a protocol problem by sending a MAP_NOTICE indication, the MAP process closes the dialogue with the VMSC, sends an SIWFS Signalling Modify negative response indicating system failure to the call handling process in the SIWFS and returns to the idle state.

Process SRA_SIWFS

21.5_5.1(5)

Figure 21.5/5: Process in the SIWFS for administration of SIWFS resources

Signals to/from the left are to/from the SIWFS call handling process; signals to/from the right are to/from the VMSC

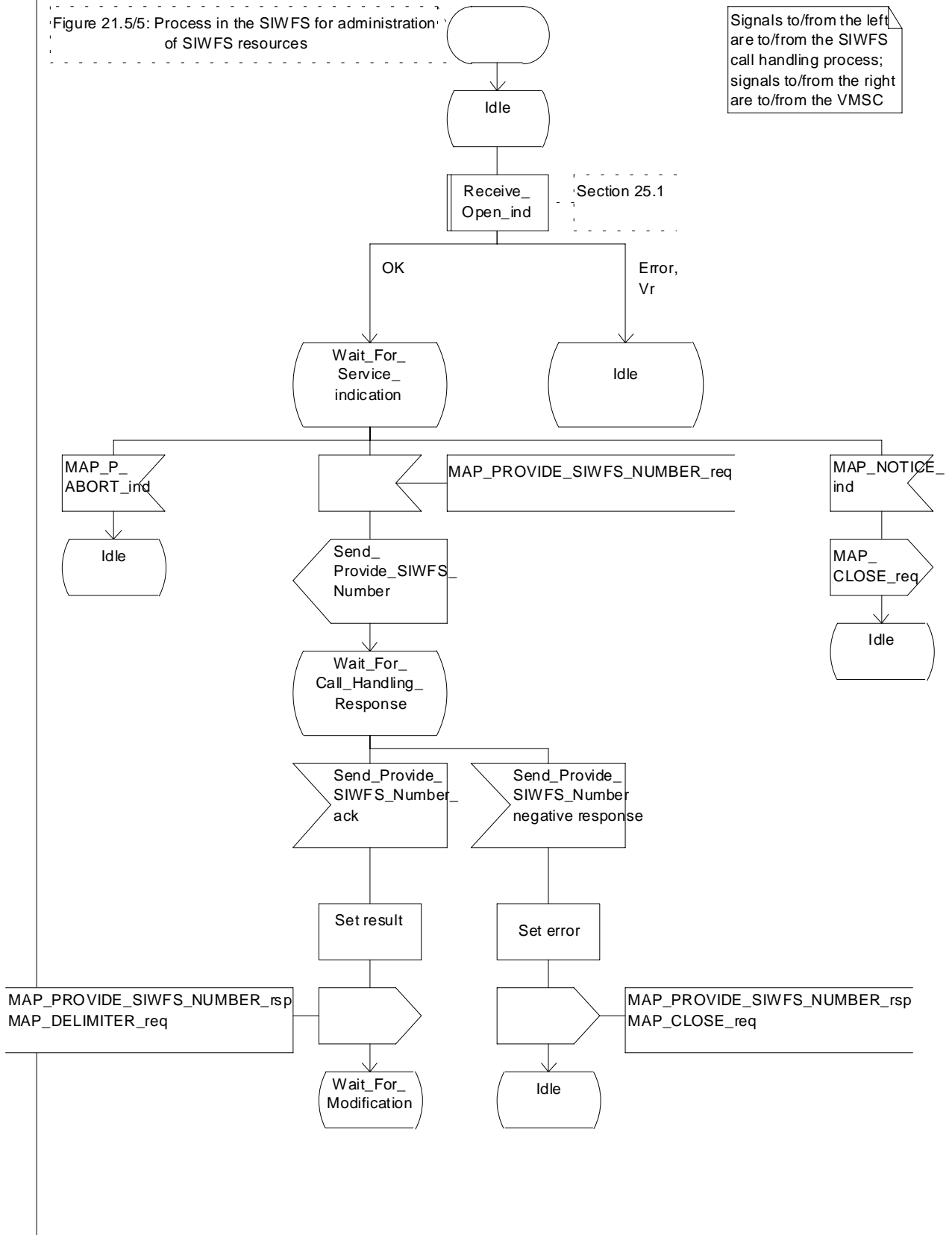


Figure 21.5/5 (sheet 1 of 5): Process SRA_SIWFS

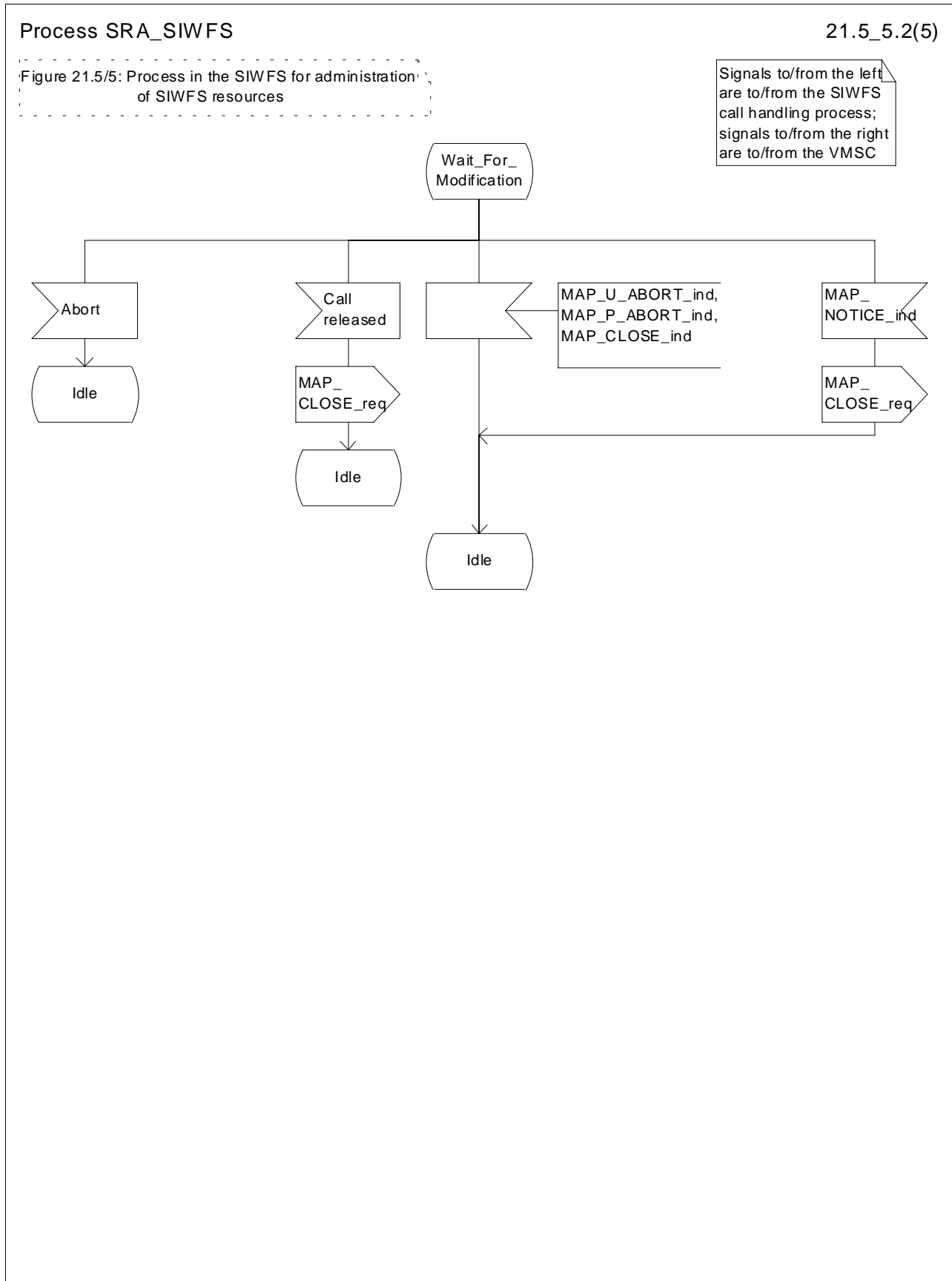


Figure 21.5/5 (sheet 2 of 5): Process SRA_SIWFS

Process SRA_SIWFS

21.5_5.3(5)

Figure 21.5/5: Process in the SIWFS for administration of SIWFS resources

Signals to/from the left are to/from the SIWFS call handling process; signals to/from the right are to/from the VMSC

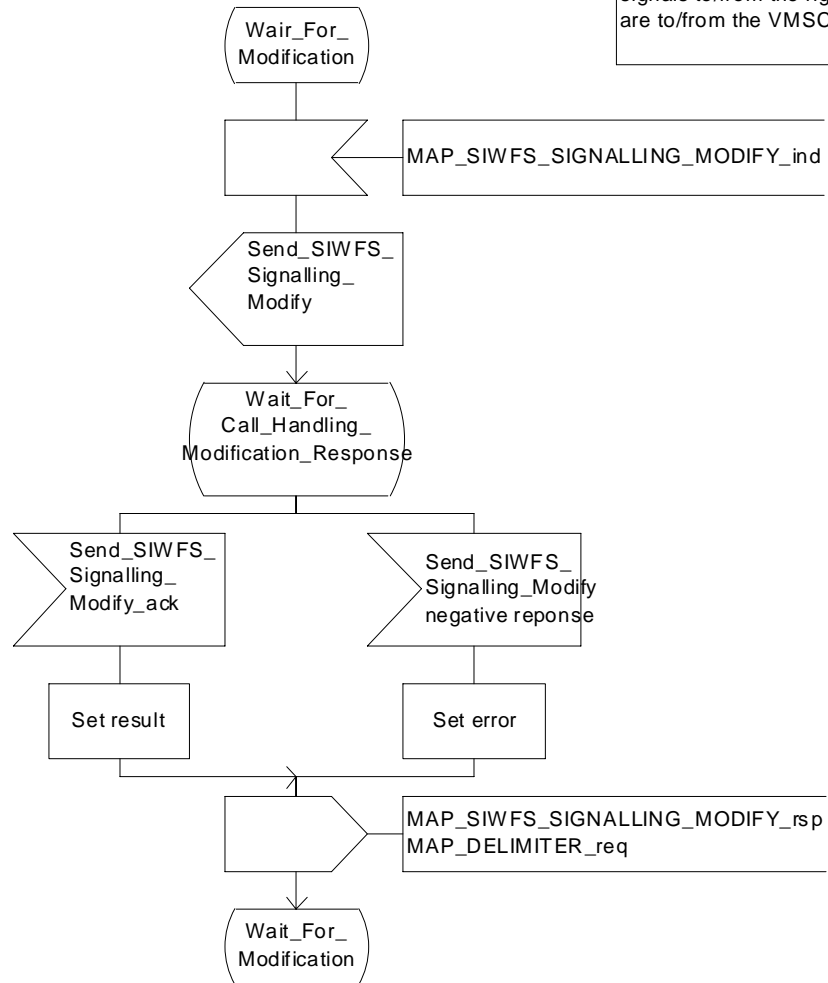


Figure 21.5/5 (sheet 3 of 5): Process SRA_SIWFS

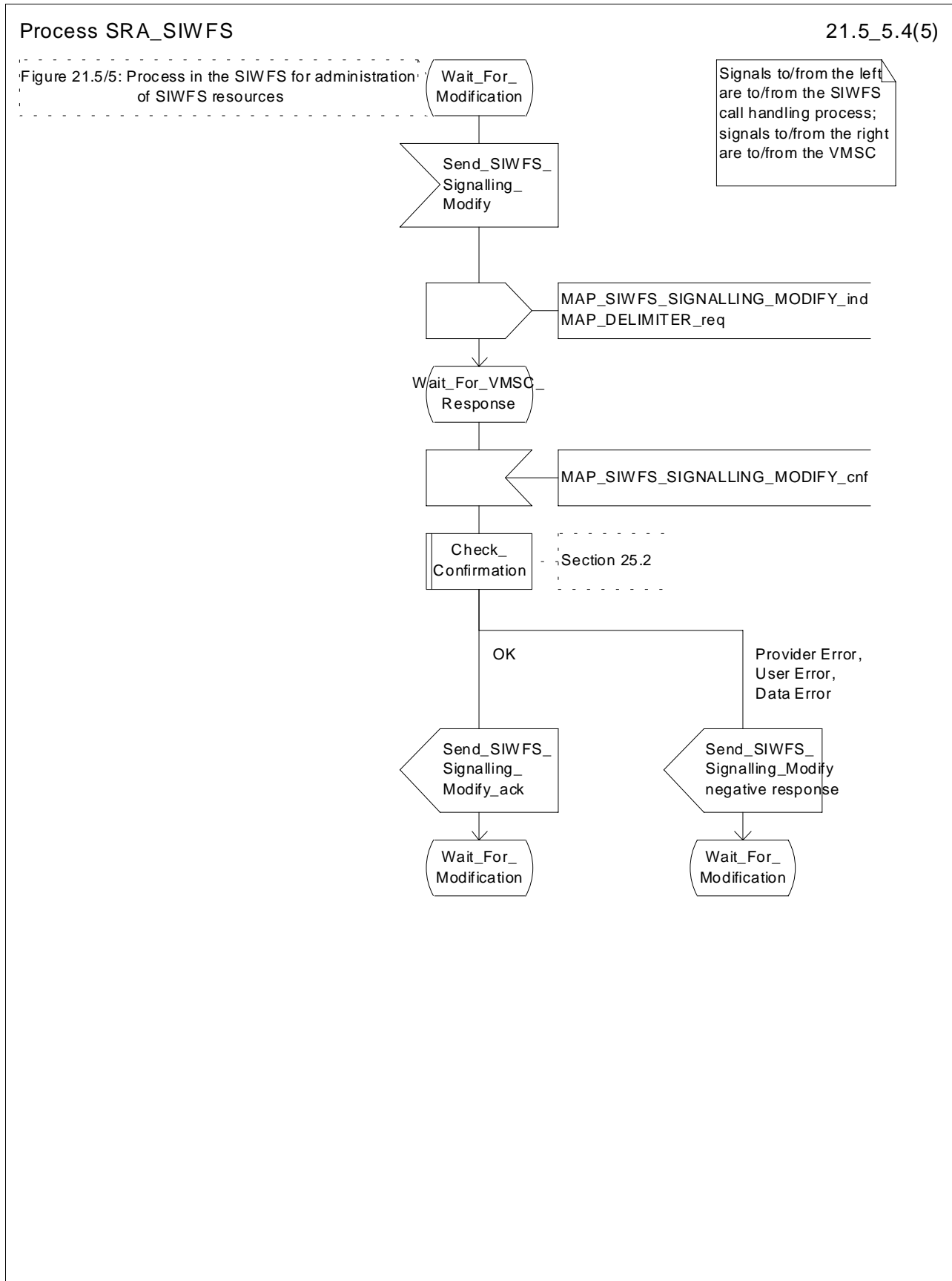


Figure 21.5/5 (sheet 4 of 5): Process SRA_SIWFS

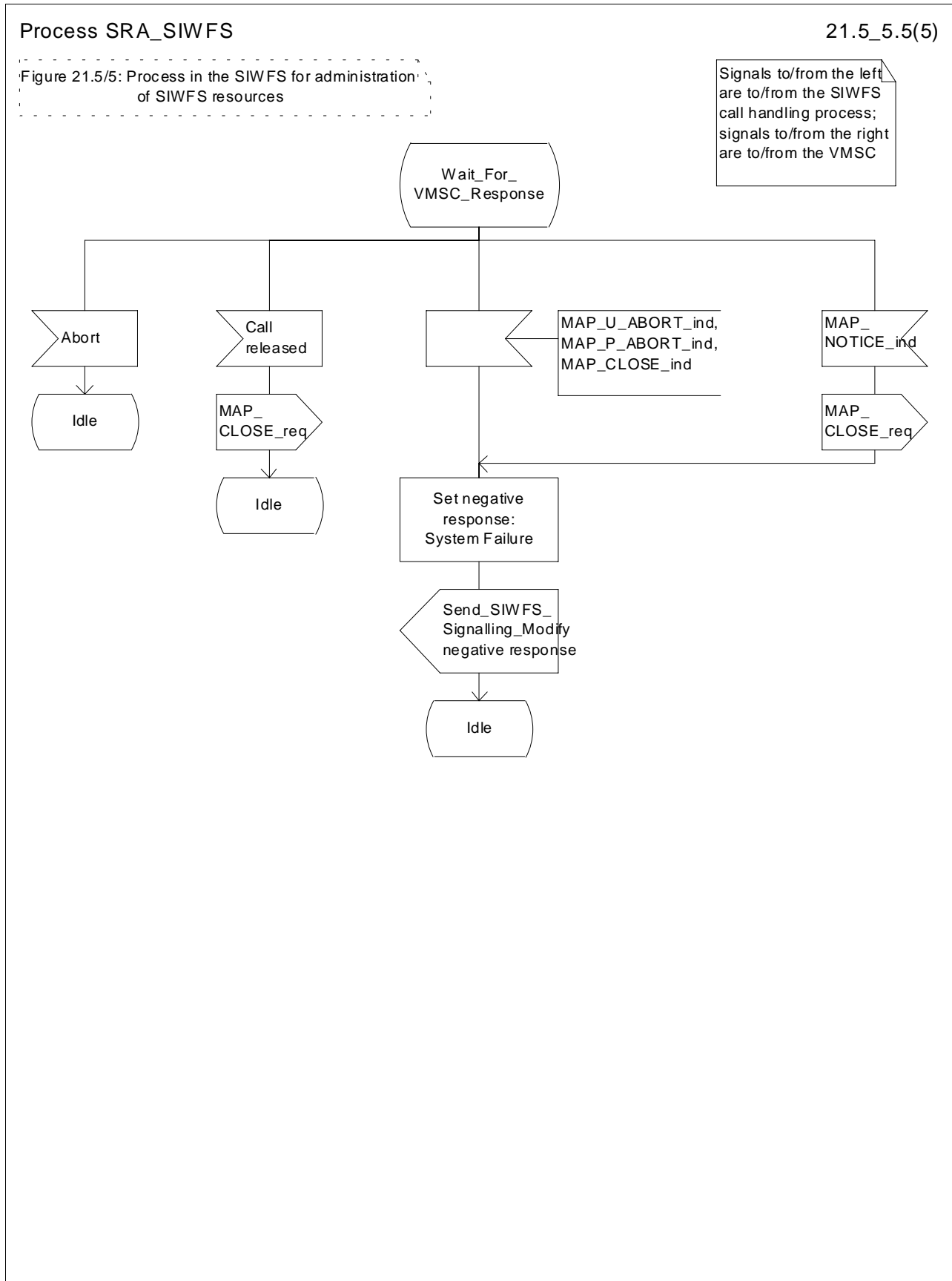


Figure 21.5/5 (sheet 5 of 5): Process SRA_SIWFS

21.6 Setting of Reporting State

21.6.1 General

The message flow for setting the reporting state in a stand-alone dialogue is shown in figure 21.6.1/1.

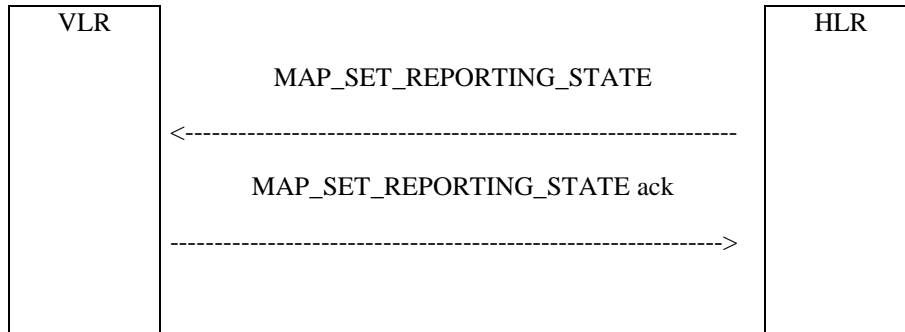


Figure 21.6/1: Message Flow for Setting the Reporting State

In Set Reporting State, the HLR can request a start or a stop of monitoring in the VLR.

21.6.2 Process in the HLR for Set Reporting State stand-alone

The MAP process in the HLR to set the reporting state in the VLR in a separate stand-alone dialogue is shown in figure 21.6/2. The MAP process invokes macros not defined in this subclause; the definitions of these macros can be found as follows:

Receive_Open_Cnf	see subclause 25.1.2;
Check_Confirmation	see subclause 25.2.2.

Successful Outcome

When the MAP process receives a Start Reporting or Stop Reporting request from the CCBS application process in the HLR, it requests a dialogue with the VLR whose identity is contained in the request by sending a MAP_OPEN service request and sending the necessary information using a MAP_SET_REPORTING_STATE service request. The HLR then invokes the macro Receive_Open_Cnf to wait for the response to the dialogue opening request. If the dialogue opening is successful, the MAP process waits for a response from the VLR.

If the MAP process receives a MAP_SET_REPORTING_STATE service confirm from the VLR, the MAP process invokes the macro Check_Confirmation to check the content of the confirm.

If the macro Check_Confirmation takes the OK exit and the request was for Start Reporting, the MAP process sends a positive acknowledgement containing the information received from the VLR to the CCBS application process in the HLR and returns to the idle state. In the case of Stop Reporting the CCBS application process returns to the idle state.

Failure of dialogue opening with the VLR

If the macro Receive_Open_Cnf takes the Vr exit or the Error exit, the MAP process sends (in the case of Start Reporting) a negative response to the CCBS application process in the HLR and returns to the idle state. In the case of Stop Reporting the process returns to the idle state.

Error in MAP_SET_REPORTING_STATE confirm

If the MAP_SET_REPORTING_STATE service confirm contains a user error or a provider error, or the macro Check_Confirmation indicates that there is a data error, the MAP process sends a negative response (in the case of Start Reporting) to the CCBS application process in the HLR and returns to the idle state. In the case of Stop Reporting the CCBS application process returns to the idle state.

Abort of VLR dialogue

After the dialogue with the VLR has been established, the MAP service provider may abort the dialogue by issuing a MAP_P_ABORT or a MAP_U_ABORT indication. If the request was for the Start Reporting, the MAP process sends a Start Reporting negative response to the CCBS application process in the HLR and returns to the idle state.

If the MAP provider indicates a protocol problem by sending a MAP_NOTICE indication, the MAP process closes the dialogue with the VLR, sends a negative response (in the case of the Start Reporting) indicating system failure to the CCBS application process in the HLR and returns to the idle state. In the case of Stop Reporting the CCBS application process returns to the idle state.

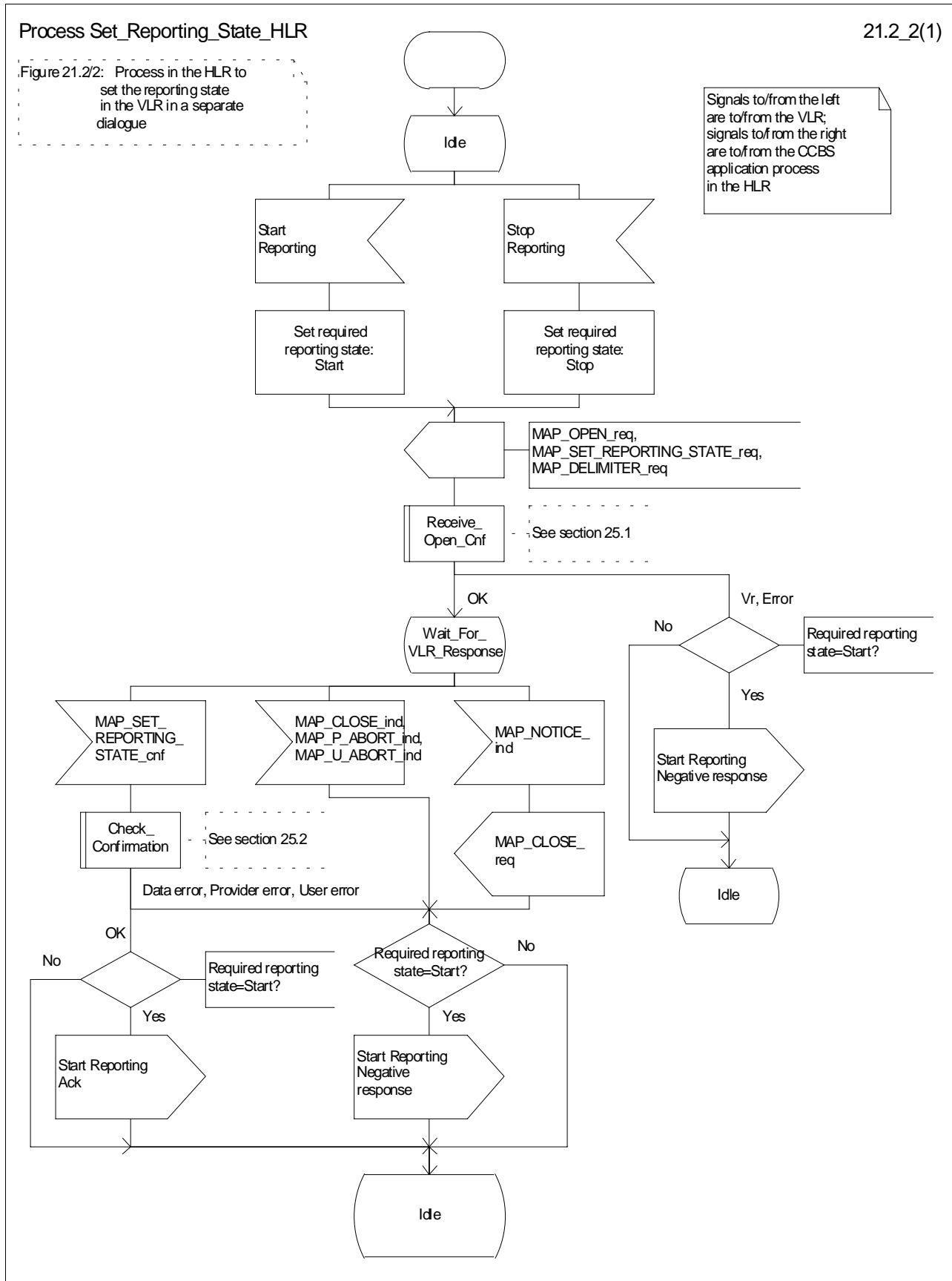


Figure 21.6/2: Process Set_Reporting_State_HLR

21.6.3 Reporting co-ordinator process in the VLR

The MAP co-ordinating process in the VLR to handle a dialogue opened with the reporting application context is shown in figure 21.6/3. The MAP process invokes a macro not defined in this subclause; the definition of this macro can be found as follows:

Receive_Open_Ind see subclause 25.1.1.

Any reporting process in the VLR starts by the VLR receiving a MAP-OPEN service indication. If that service is successful, the VLR can handle reporting indications from the HLR. Table 21.6/1 shows the co-ordinating process' reaction on receipt of specific reporting indications from the HLR. After the relevant process is invoked, the received service indication is sent to that process.

Table 21.6/1: Relationship between received service indication and invoked process in the VLR

Service indication received	Process invoked
MAP_REMOTE_USER_FREE_ind	REMOTE_USER_FREE_VLR
MAP_SET_REPORTING_STATE_ind	SET_REPORTING_STATE_VLR

After creation of the user process the co-ordinator relays the messages between the MAP protocol machine and the invoked process until a request or an indication for dialogue termination is received.

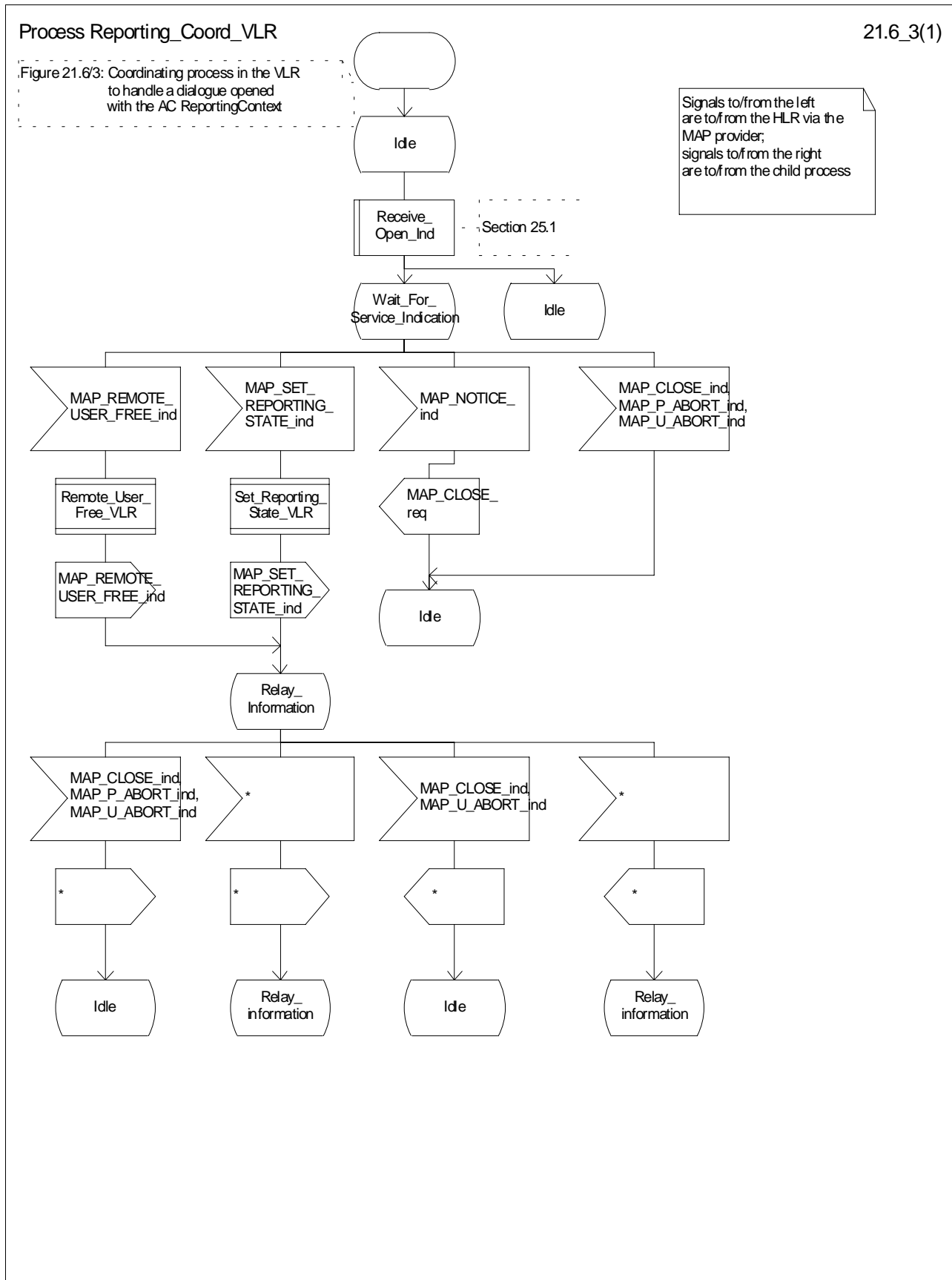


Figure 21.6/3: Process Reporting_Coord_VLR

21.6.4 Process in the VLR to set the reporting state

The MAP process in the VLR to set the reporting state is shown in figure 21.6/4.

The co-ordinator opens the process. The macro `Receive_Set_Reporting_State_VLR` handles the receipt of the request from the HLR, and the possible response from the CCBS application process in the VLR. When the macro exits, a MAP `CLOSE` is sent to the HLR and the process terminates.

The macro `Set_Reporting_State_VLR` is defined in figure 21.6/5.

When the VLR receives a `MAP_SET_REPORTING_STATE` service indication, it checks whether the required monitoring state is stopped.

If the required monitoring state is stopped, the MAP process sends a Stop Reporting message to the CCBS application in the VLR, sends a `MAP_SET_REPORTING_STATE` response to the HLR and exits from the macro.

If the required monitoring state is started, the MAP process sends a Start Reporting message to the CCBS application in the VLR and waits for a response.

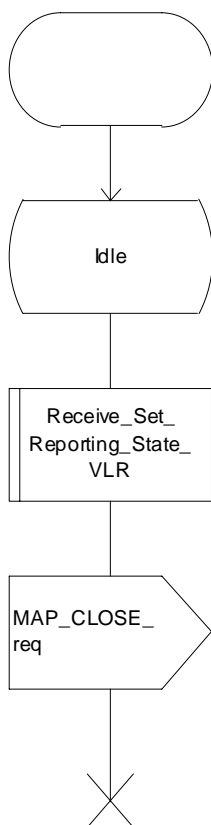
If the CCBS application sends a Start Reporting ack, the MAP process sends a `MAP_SET_REPORTING_STATE` response to the HLR and exits from the macro.

If the CCBS application sends a Start Reporting negative response, the MAP process translates the negative response into a MAP user error, sends a `MAP_SET_REPORTING_STATE` response to the HLR and exits from the macro.

Process Set_Reporting_State_VLR

21.6_4(1)

Figure 21.6/4: Process in the VLR to handle a request from the HLR to set the reporting state for a subscriber



Signals to/from the right are to/from the HLR

Figure 21.6/4: Process Set_Reporting_State_VLR

Macrodefinition Receive_Set_Reporting_State_VLR

21.6_5(1)

Figure 21.6/5: Macro in the VLR to handle a Set Reporting State instruction from the HLR

Signals to/from the left are to/from the CCBS application process in the VLR; signals to/from the right are to/from the HLR

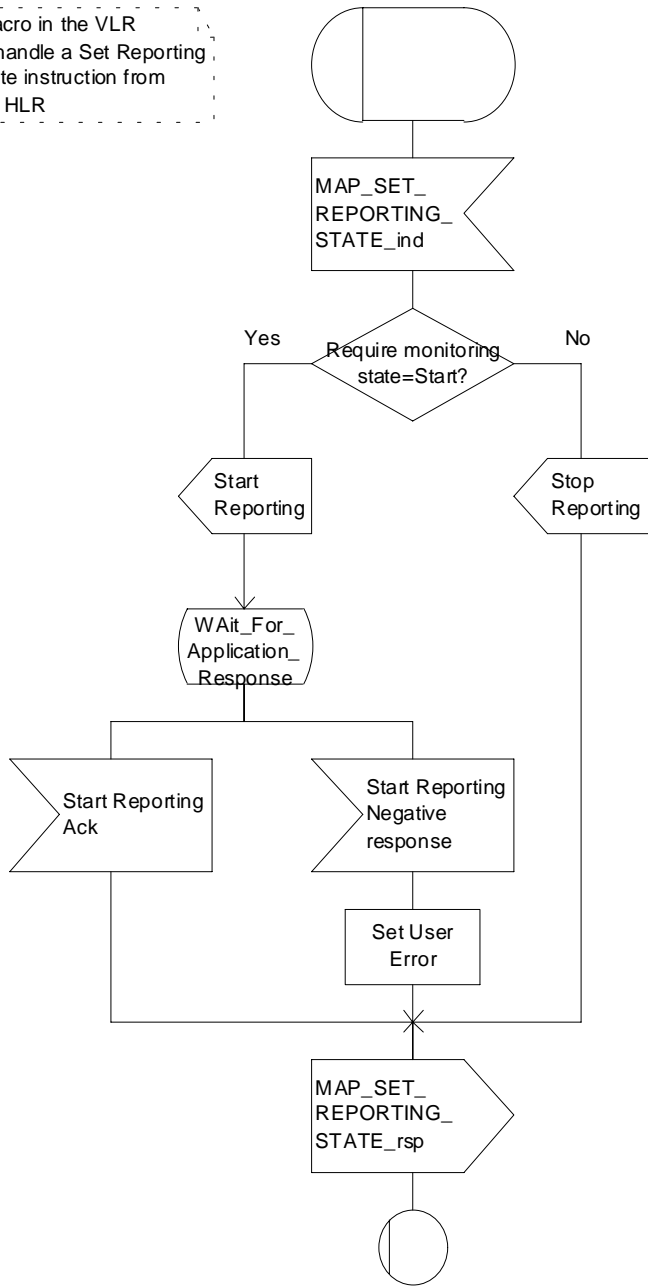


Figure 21.6/5: Macro Receive_Set_Reporting_State_VLR

21.7 Status Reporting

21.7.1 General

The message flows for reporting the status of a subscriber are shown in figures 21.7/1 and 21.7/2.

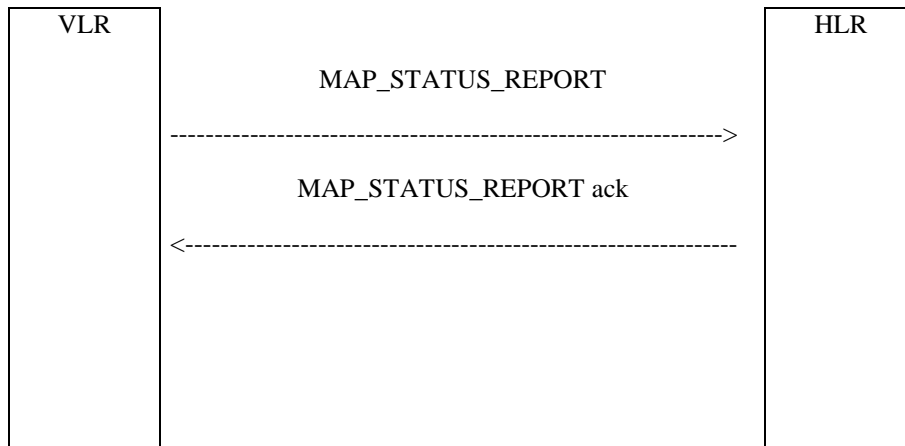


Figure 21.7/1: Status reporting, when monitoring continues in the VLR

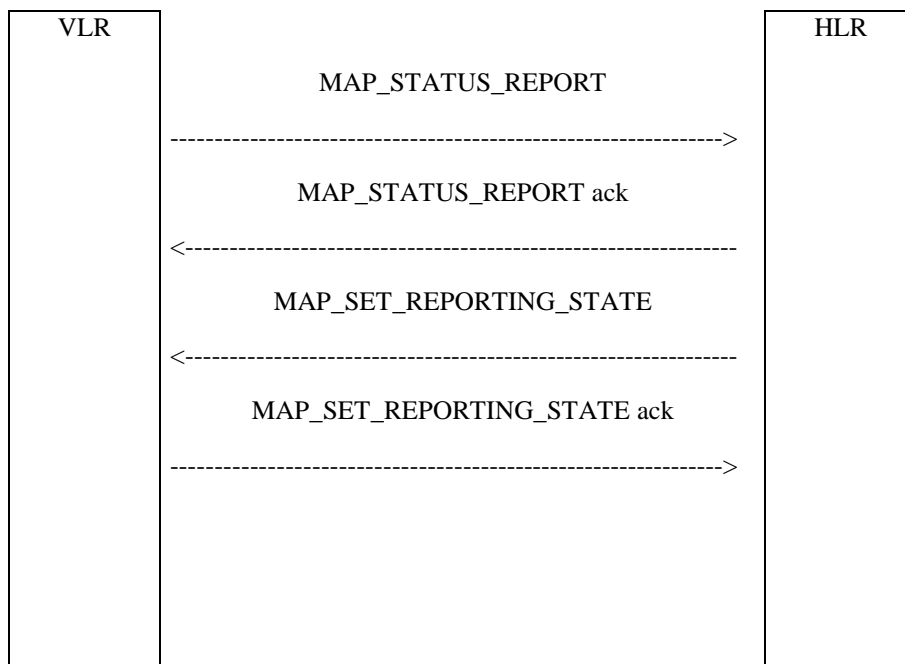


Figure 21.7/2: Status reporting, when monitoring stops

When the HLR sends a MAP_SET_REPORTING_STATE, it requests the stop of monitoring in the VLR.

21.7.2 Process in the VLR for Status Reporting

The MAP process in the VLR to send a status report to the HLR is shown in figure 21.7/3. The MAP process invokes macros not defined in this subclause; the definitions of these macros can be found as follows:

Receive_Open_Cnf see subclause 25.1.2;

Check_Confirmation see subclause 25.2.2.

Successful Outcome

When the MAP process receives a Event Report or CCBS Call Report from the CCBS application process in the VLR, it requests a dialogue with the HLR whose identity is contained in the request by sending a MAP_OPEN service request, and requests status report using a MAP_STATUS_REPORT service request. The VLR then invokes the macro Receive_Open_Cnf to wait for the response to the dialogue opening request. If the dialogue opening is successful, the MAP process waits for a response from the HLR.

If the MAP process receives a MAP_STATUS_REPORT service confirm from the HLR, the MAP process invokes the macro Check_Confirmation to check the content of the confirm.

If the macro Check_Confirmation takes the OK exit, the MAP process sends an Event Report ack or a CCBS Call Report ack containing the information received from the HLR to the CCBS application process in the VLR and waits for a possible instruction from the HLR to set the reporting state.

If the HLR requests the VLR to set a reporting state (in the macro Receive_Set_Reporting_State_VLR), the VLR closes the dialogue with the HLR by sending a MAP_CLOSE to the HLR.

If the HLR requires monitoring in the VLR to continue, it closes the dialogue by sending a MAP_CLOSE, and the MAP process in the VLR sends Continue Monitoring message to the CCBS application process in the VLR and returns to the idle state.

Failure of dialogue opening with the HLR

If the macro Receive_Open_Cnf takes the Vr exit or the Error exit, the MAP process sends a Event Report negative response or CCBS Call Report negative response to the CCBS application process in the VLR and returns to the idle state.

Error in MAP_STATUS_REPORT confirm

If the MAP_STATUS_REPORT service confirm contains a user error or a provider error, or the macro Check_Confirmation indicates that there is a data error, the MAP process sends an Event Report negative response or CCBS Call Report negative response to the CCBS application process in the VLR and returns to the idle state.

Abort of HLR dialogue in State Wait_For_HLR_Response

After the dialogue with the HLR has been established, the MAP service provider may abort the dialogue by issuing a MAP_P_ABORT or a MAP_U_ABORT indication. In this case, the MAP process sends a Event Report or CCBS Call Report negative response to the CCBS application process in the VLR and returns to the idle state.

If the MAP provider indicates a protocol problem by sending a MAP_NOTICE indication, the MAP process closes the dialogue with the HLR. The VLR sends an Event Report negative response or CCBS Call Report negative response indicating system failure to the CCBS application process in the VLR and returns to the idle state.

Abort of HLR dialogue in State Wait_For_Set_Reporting

After the dialogue with the HLR has been established, the MAP service provider may abort the dialogue by issuing a MAP_P_ABORT or a MAP_U_ABORT indication. In this case, the VLR returns to the idle state.

If the MAP provider indicates a protocol problem by sending a MAP_NOTICE indication, the MAP process closes the dialogue with the HLR and returns to the idle state.

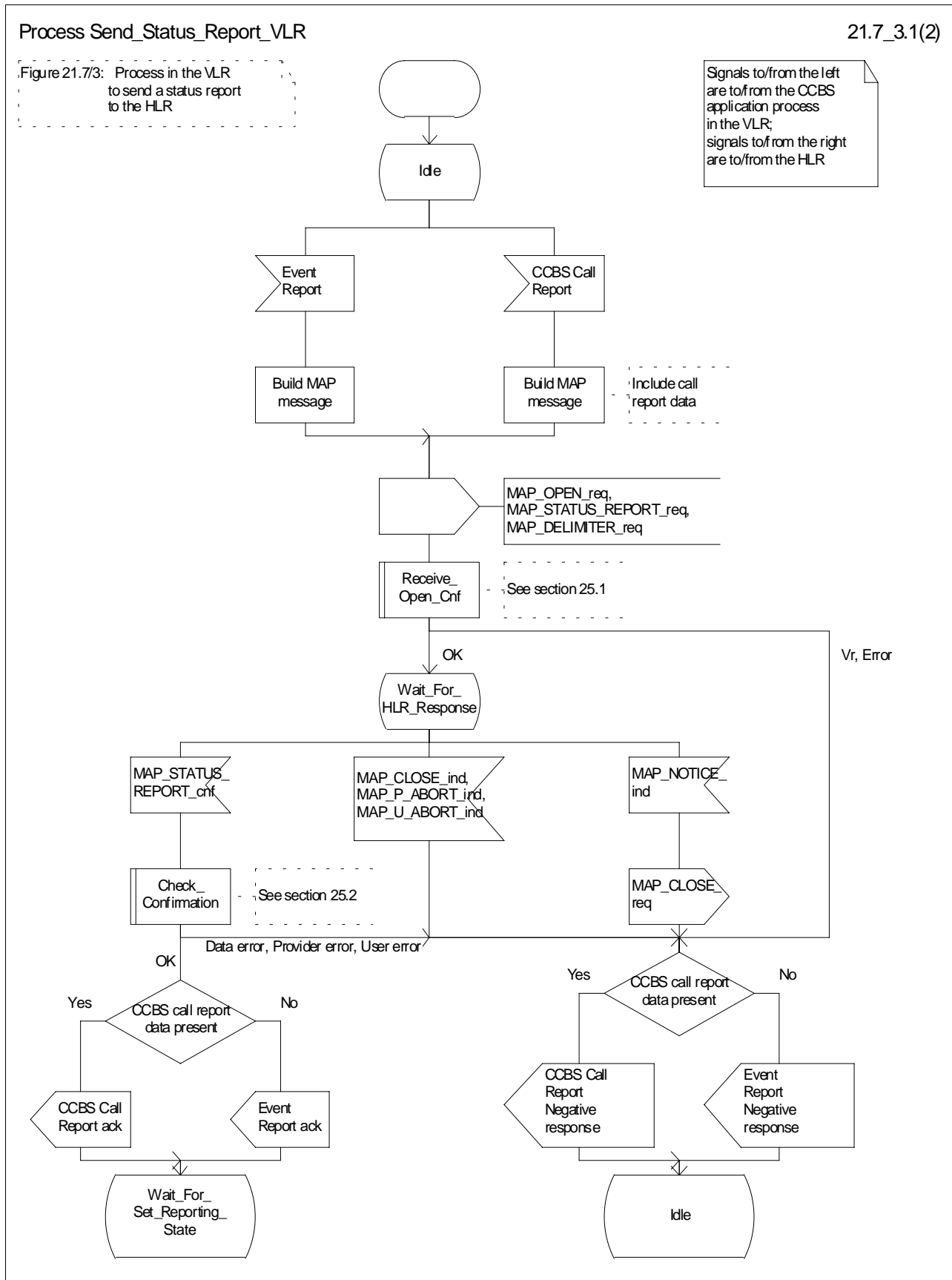


Figure 21.7/3 (sheet 1 of 2): Process Send_Status_Report_VLR

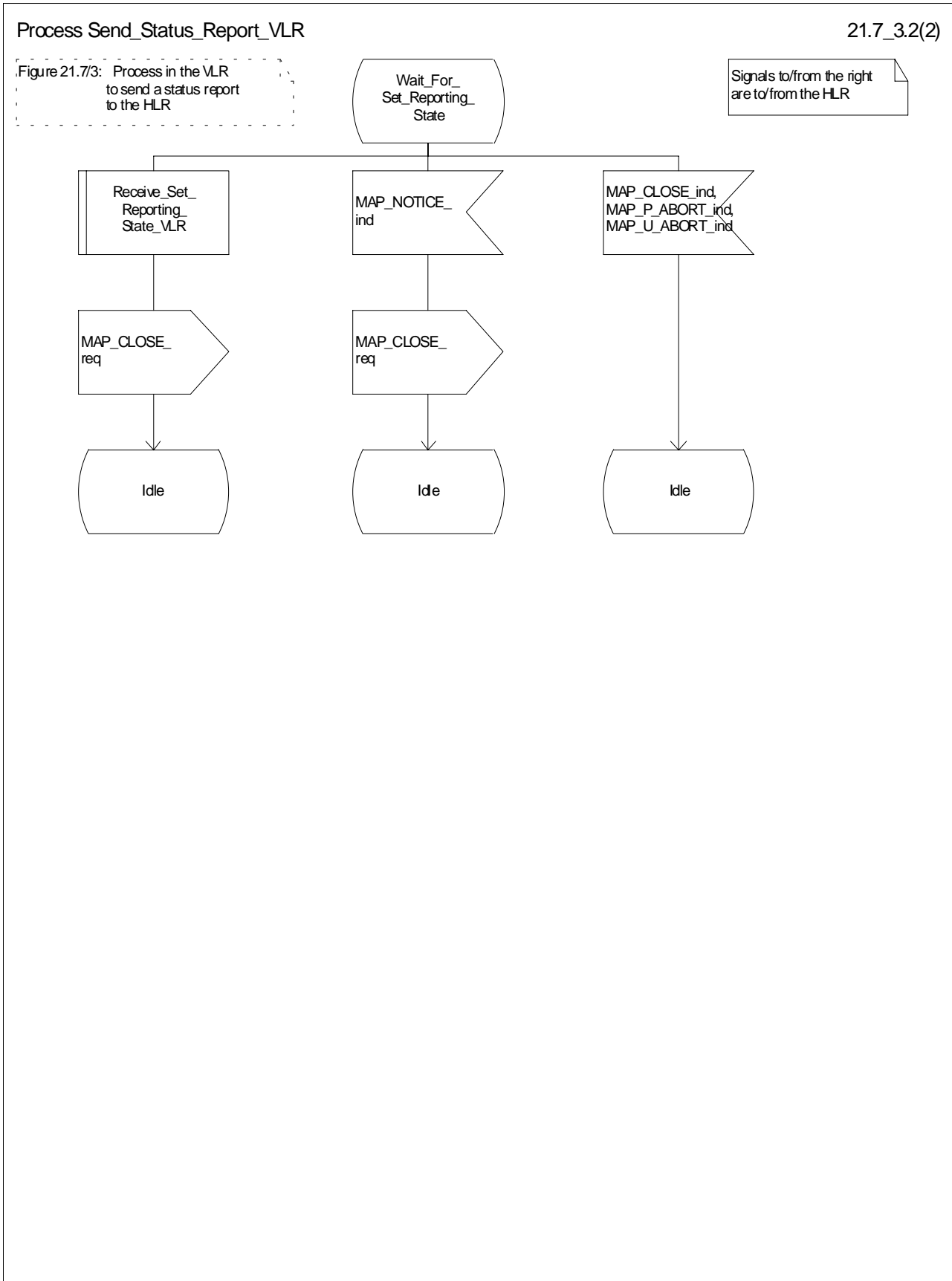


Figure 21.7/3 (sheet 2 of 2): Process Send_Status_Report_VLR

21.7.3 Process in the HLR for Status Reporting

The MAP process in the HLR to handle a status report is shown in figure 21.7/4. The MAP process invokes macros not defined in this subclause; the definitions of these macros can be found as follows:

Receive_Open_Ind	see subclause 25.1.1;
Check_Confirmation	see subclause 25.2.2.

Successful outcome

When the MAP process receives a MAP_OPEN indication with the application context reporting, it checks it by invoking the macro Receive_Open_Ind.

If the macro takes the OK exit, the MAP process waits for a service indication.

The MAP process invokes the macro Receive_Status_Report_HLR to handle a MAP_STATUS_REPORT service indication; this macro is defined in figure 21.7/5. The MAP process then waits for a response from the CCBS application in the HLR.

If the MAP process receives a Stop Reporting message from the CCBS process, it sets the required monitoring state to stop, and may send a MAP_DELIMITER service request to the VLR. The HLR then invokes the macro Set_Reporting_State_HLR. After exiting the macro, the MAP process returns to the idle state.

If the MAP process receives a Continue Reporting from the CCBS process, it sends a MAP_CLOSE Request to VLR and returns to the idle state.

Failure of dialogue opening with the VLR

If the macro Receive_Open_Ind takes the Vr exit or the Error exit, the MAP process returns to the idle state.

Abort of VLR dialogue in State Wait_For_Service_Indication

After the dialogue with the HLR has been established, the MAP service provider may abort the dialogue by issuing a MAP_P_ABORT indication. In this case, the MAP process returns to the idle state.

If the MAP provider indicates a protocol problem by sending a MAP_NOTICE indication, the MAP process closes the dialogue with the VLR and returns to the idle state.

Macro Receive_Status_Report_HLR

The macro Receive_Status_Report_HLR is shown in figure 21.7/5.

When a MAP_STATUS_REPORT service indication is received, the HLR checks whether call report data are present.

If call report data are present, the MAP process sends a CCBS Call Report message to the CCBS application process in the HLR and waits for a response; otherwise it sends an Event Report message to the CCBS application process in the HLR and waits for a response.

If the MAP process receives a CCBS Call Report ack or Event Report ack from the CCBS application process in the HLR, it sends a MAP_STATUS_REPORT service confirm to the VLR and exits from the macro.

If the MAP process receives a CCBS Call Report negative response or Event Report negative response from the CCBS application process in the HLR, it sets the User Error according to the negative response, sends a MAP_STATUS_REPORT service confirm to the VLR and exits from the macro.

Macro Set_Reporting_State_HLR

The macro Set_Reporting_State_HLR is shown in figure 21.7/6.

The MAP process in the HLR sends a MAP_SET_REPORTING_STATE service request to the VLR and waits for a response.

If the MAP process receives a MAP_SET_REPORTING_STATE service confirm from the VLR, it invokes the macro Check_Confirmation to check the content of the confirm.

If the macro Check_Confirmation takes the OK exit, the macro Set_Reporting_State_HLR takes the OK exit.

If the macro Check_Confirmation takes the Data error, Provider error or User error exit, the macro Set_Reporting_State_HLR takes the Error exit.

While the MAP process is waiting for a response from the VLR, the MAP provider may terminate the dialogue by sending a MAP_CLOSE, MAP_P_ABORT or MAP_U_ABORT. In this case the macro takes the Aborted exit.

If the MAP provider indicates a protocol problem by sending a MAP_NOTICE indication, the MAP process closes the dialogue with the VLR and the macro takes the Aborted exit.

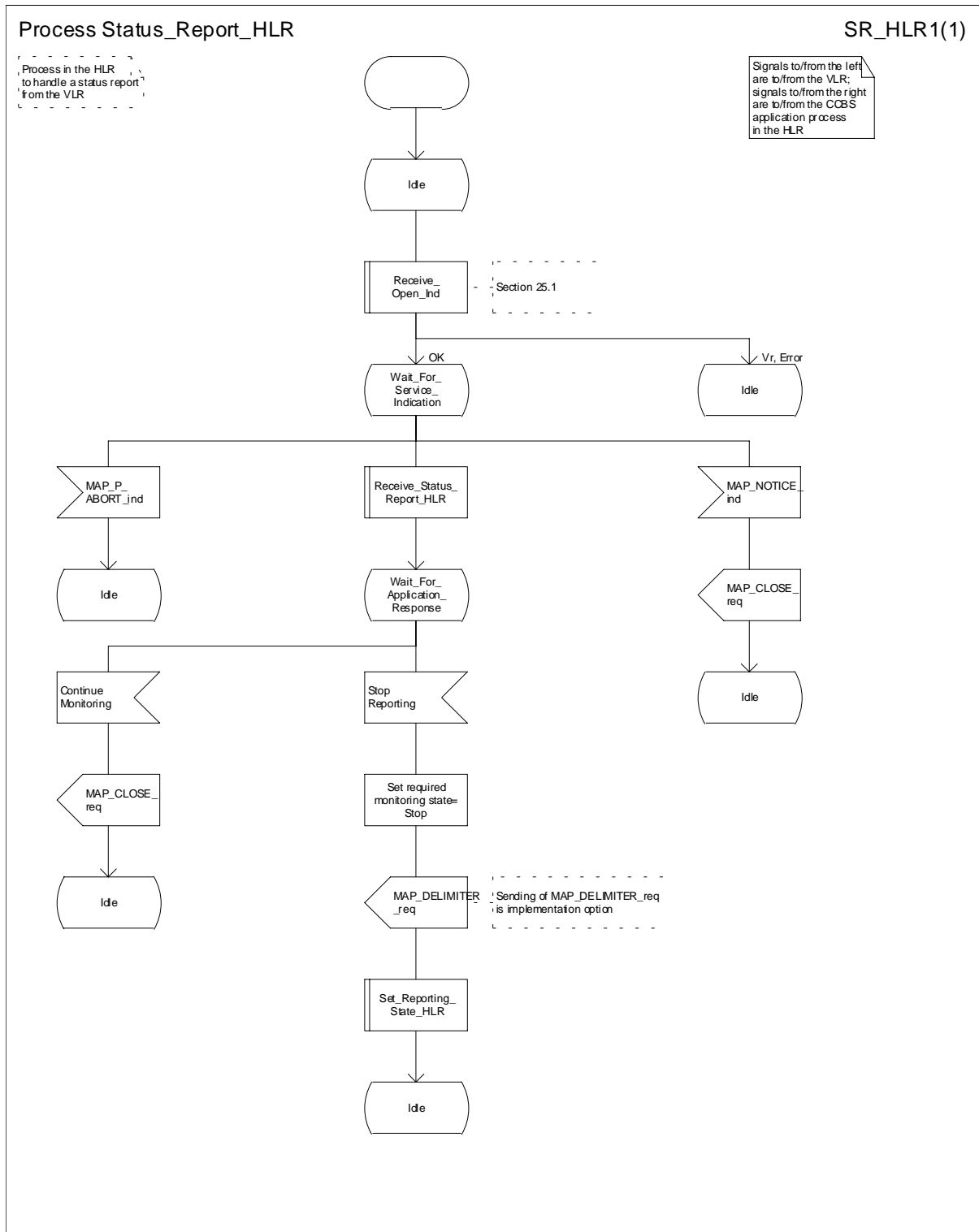


Figure 21.7/4: Process Status_Report_HLR

Macrodefinition Receive_Status_Report_HLR

21.7_5(1)

Figure 21.7/5: Macro in the HLR to receive a status report from the VLR

Signals to/from the left are to/from the VLR; signals to/from the right are to/from the CCBS application process in the HLR

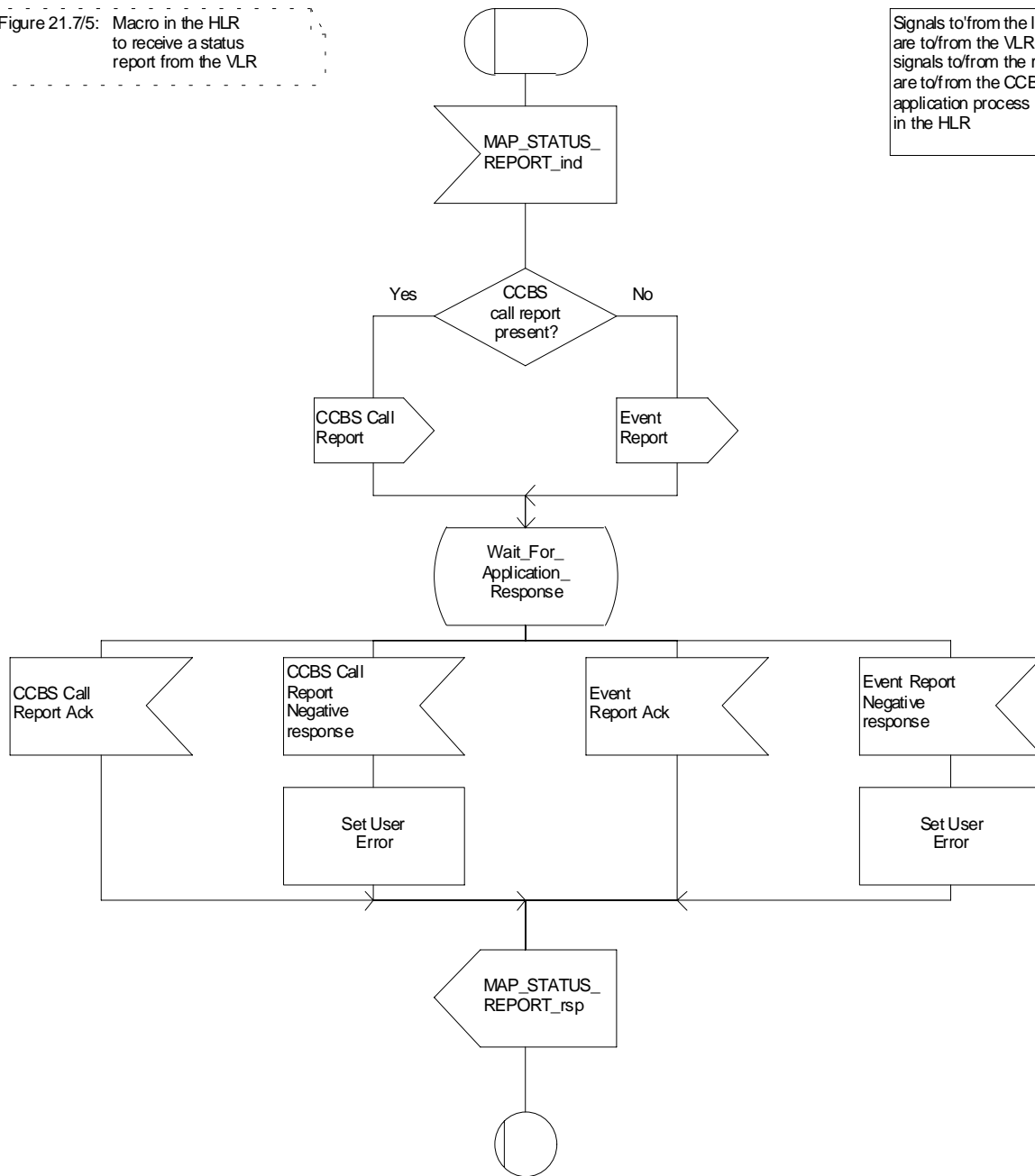


Figure 21.7/5: Macro Receive_Status_Report_HLR

Macrodefinition Set_Reporting_State_HLR

21.7_6(1)

Figure 21.7/6: Macro in the HLR to instruct the VLR to set the reporting state for a subscriber

Signals to/from the left are to/from the VLR

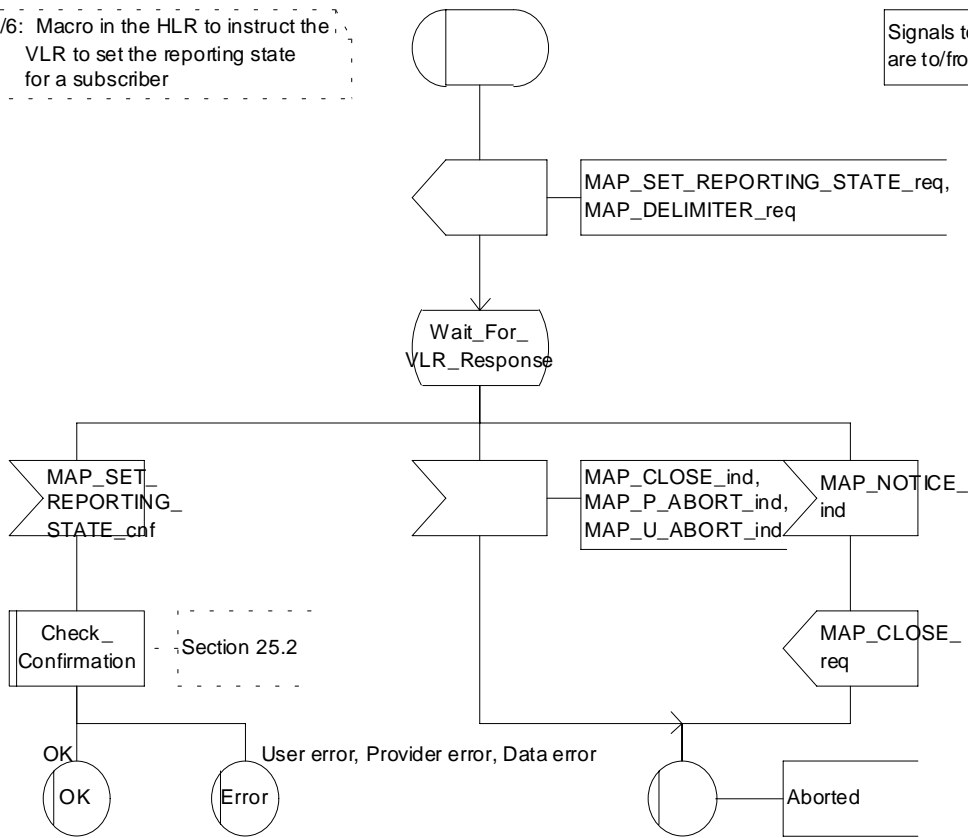


Figure 21.7/6: Macro Set_Reporting_State_HLR

21.8 Remote User Free

21.8.1 General

The message flows for handling remote user free are shown in figures 21.8/1 and 21.8/2.

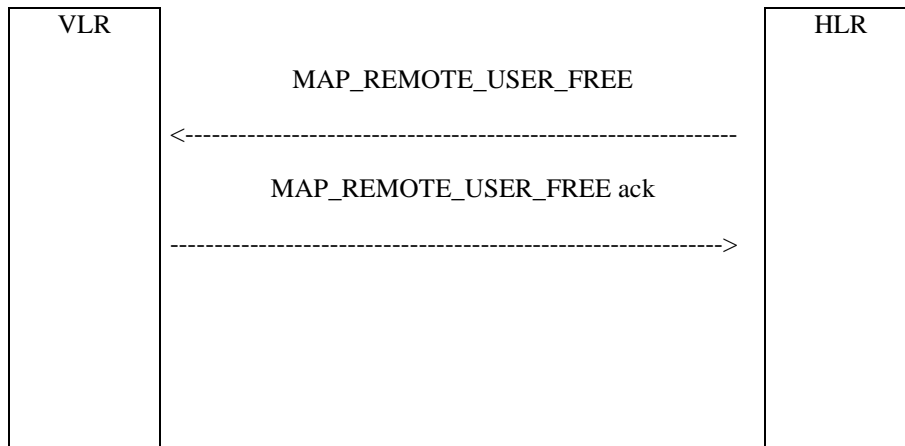


Figure 21.8/1: Remote User Free: recall not accepted

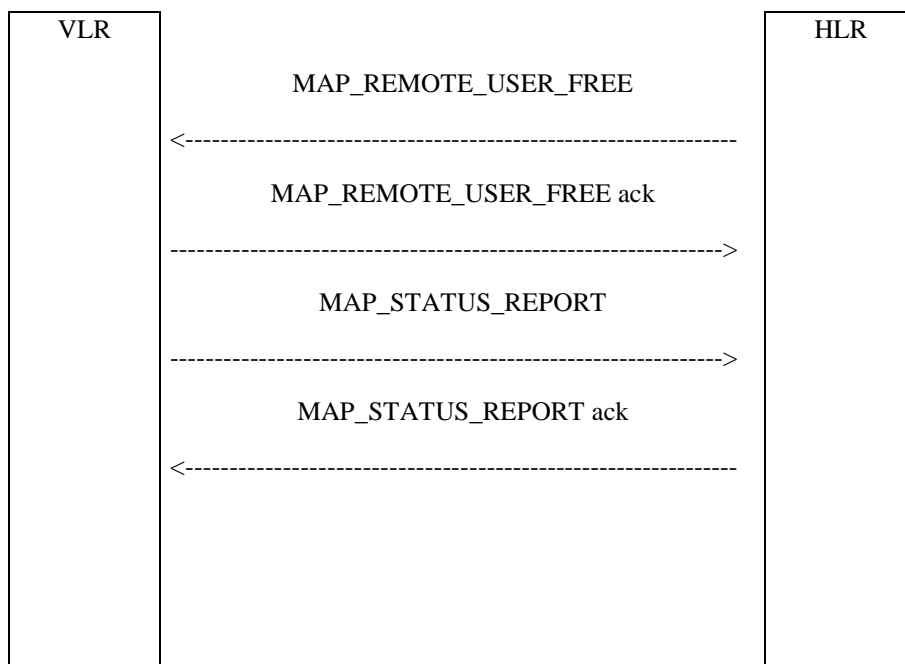


Figure 21.8/2: Remote User Free: recall accepted

21.8.2 Process in the HLR for Remote User Free

The MAP process in the HLR to handle Remote User Free is shown in figure 21.8/3. The MAP process invokes macros not defined in this subclause; the definitions of these macros can be found as follows:

- Receive_Open_Cnf see subclause 25.1.2;
- Check_Confirmation see subclause 25.2.2.

Successful Outcome

When the MAP process receives a CCBS RUF request from the CCBS application process in the HLR, it requests a dialogue with the VLR whose identity is contained in the request by sending a MAP_OPEN service request and sending the necessary information using a MAP_REMOTE_USER_FREE service request. The HLR then invokes the macro Receive_Open_Cnf to wait for the response to the dialogue opening request. If the dialogue opening is successful, the MAP process waits for a response from the VLR.

If the MAP process receives a MAP_REMOTE_USER_FREE service confirm from the VLR, the MAP process invokes the macro Check_Confirmation to check the content of the confirm.

If the macro Check_Confirmation takes the OK exit, the MAP process sends a CCBS RUF ack containing the information received from the VLR to the CCBS application process in the HLR and waits for a MAP_STATUS_REPORT service indication from the VLR. If in this state a MAP_CLOSE service indication is received, the MAP process returns to the idle state. If in this state a MAP_STATUS_REPORT service indication is received, further processing is described by the macro Receive_Status_Report_HLR (described in subclause 21.7.3). When the macro exits, the MAP process constructs a MAP_CLOSE service request, sends it to the VLR and returns to the idle state.

Failure of dialogue opening with the VLR

If the macro Receive_Open_Cnf takes the Vr exit or the Error exit, the MAP process sends a negative response to the CCBS application process in the HLR and returns to the idle state.

Error in MAP_REMOTE_USER_FREE confirm

If the MAP_REMOTE_USER_FREE service confirm contains a user error or a provider error, or the macro Check_Confirmation indicates that there is a data error, the MAP process sends a CCBS RUF negative response to the CCBS application process in the HLR and returns to the idle state.

Abort of VLR dialogue

When the MAP process is waiting for a VLR response to the MAP_REMOTE_USER_FREE, the MAP service provider may abort the dialogue by issuing a MAP_CLOSE, a MAP_P_ABORT or a MAP_U_ABORT indication. In this case, the MAP process sends a CCBS RUF negative response to the CCBS application process in the HLR and returns to the idle state.

If the MAP provider indicates a protocol problem by sending a MAP_NOTICE indication when the MAP process is waiting for a VLR response to the MAP_REMOTE_USER_FREE, the MAP process closes the dialogue with the VLR, sends a CCBS RUF negative response indicating system failure to the CCBS application process in the HLR and returns to the idle state.

When the MAP process is waiting for a possible MAP_STATUS_REPORT from the VLR, the MAP service provider may abort the dialogue by issuing a MAP_P_ABORT or a MAP_U_ABORT indication. In this case, the MAP process returns to the idle state.

If the MAP provider indicates a protocol problem by sending a MAP_NOTICE indication when the MAP process is waiting for a possible MAP_STATUS_REPORT from the VLR, the MAP process closes the dialogue with the VLR and returns to the idle state.

If the CCBS application in the HLR decides to abort the dialogue, it sends an Abort message to the MAP process, which closes the dialogue with the VLR and returns to the idle state.

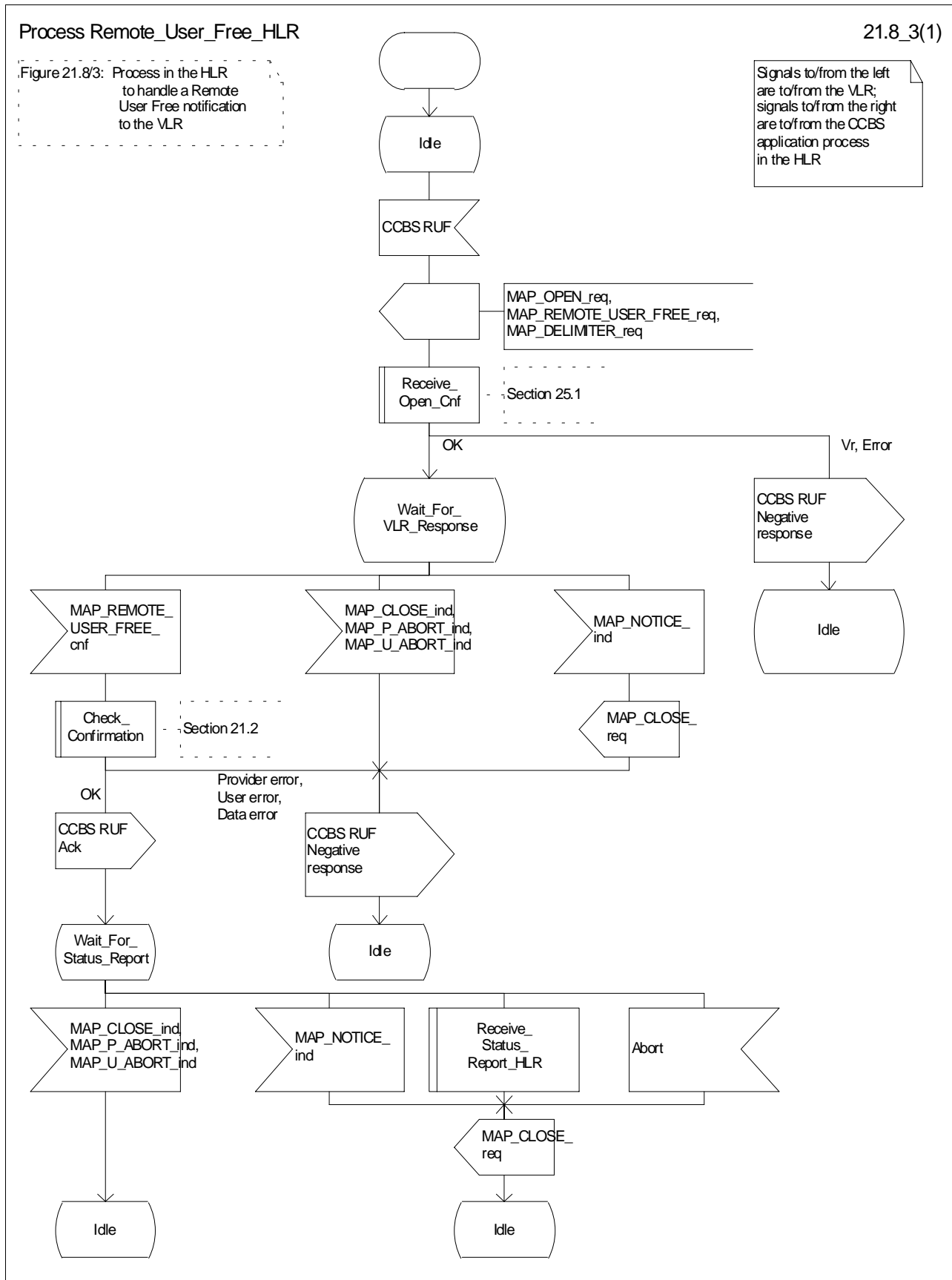


Figure 21.8/3: Process Remote_User_Free_HLR

21.8.3 Process in the VLR for Remote User Free

The MAP process in the VLR to handle Remote User Free is shown in figure 21.8/4. The MAP process invokes a macro not defined in this subclause; the definitions of this macro can be found as follows:

Check_Confirmation see subclause 25.2.2.

Successful outcome (Recall accepted)

When the MAP process receives a MAP_REMOTE_USER_FREE service indication, the VLR sends a CCBS RUF request to the CCBS application process in the VLR, and waits for a response. The request contains the parameters received in the MAP_REMOTE_USER_FREE service indication.

If the CCBS application process in the VLR returns a positive response indicating "recall accepted", the MAP process constructs a MAP_REMOTE_USER_FREE service response and a MAP_DELIMITER service request, sends them to the VLR and waits for a CCBS Call Report message from the CCBS application process in the VLR. When the MAP process receives the CCBS Call Report from the CCBS application process in the VLR, it constructs a MAP_STATUS_REPORT service request and a MAP_DELIMITER service request, sends them to the HLR and waits for a response. If the MAP process receives a MAP_STATUS_REPORT service confirm, the VLR calls the macro Check_Confirmation. If this macro takes the OK exit, the MAP process sends a CCBS Call Report ack to the CCBS application process in the VLR and the MAP process terminates.

Successful outcome (Recall not accepted)

If the CCBS application process in the VLR returns a positive response indicating "recall not accepted", the MAP process constructs a MAP_REMOTE_USER_FREE service response and a MAP_CLOSE service request, sends them to the HLR and terminates.

Negative response from VLR CCBS application process

If the CCBS application process in the VLR returns a negative response, the MAP process constructs a MAP_REMOTE_USER_FREE service response containing the appropriate error and a MAP_CLOSE service request, sends them to the HLR and terminates.

Failure of dialogue with the HLR

When waiting for a response or a call result from the CCBS application process in the VLR, the MAP process may receive a MAP_CLOSE service indication, a MAP_U_ABORT service indication or a MAP_P_ABORT service indication from the co-ordinating process, in which case the MAP process terminates.

When waiting for a call result from the CCBS application process in the VLR, the MAP process may receive a MAP_NOTICE indication from the co-ordinating process, in which case the MAP process constructs a MAP_CLOSE service request, sends it to the co-ordinating process and terminates.

When waiting for a response from the HLR, the MAP process may receive a MAP_CLOSE indication, a MAP_U_ABORT indication or a MAP_P_ABORT indication from the co-ordinating process, in which case the MAP process sends a CCBS Call Report negative response to the CCBS application process in the VLR and terminates.

When waiting for a response from the HLR, the MAP process may receive a MAP_NOTICE indication from the co-ordinating process, in which case the MAP process constructs a MAP_CLOSE service request, sends it to the co-ordinating process, sends a CCBS Call Report negative response to the CCBS application process in the VLR and terminates.

Error in MAP_STATUS_REPORT confirm

If the MAP_STATUS_REPORT service confirm contains a user error or a provider error, the MAP process sends a CCBS Call Report negative response to the CCBS application process in the VLR and terminates.

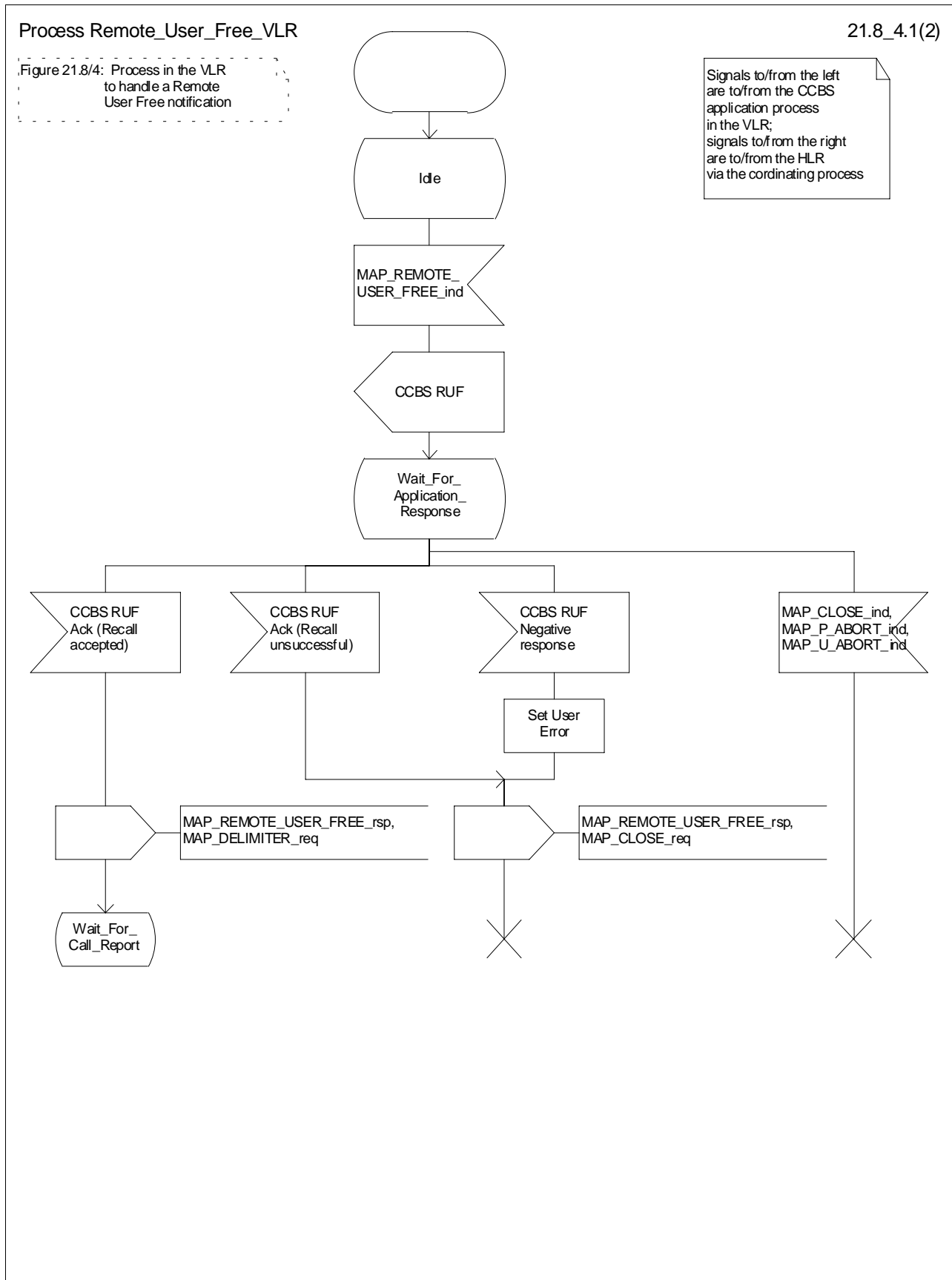


Figure 21.8/4 (sheet 1 of 2): Process Remote_User_Free_VLR

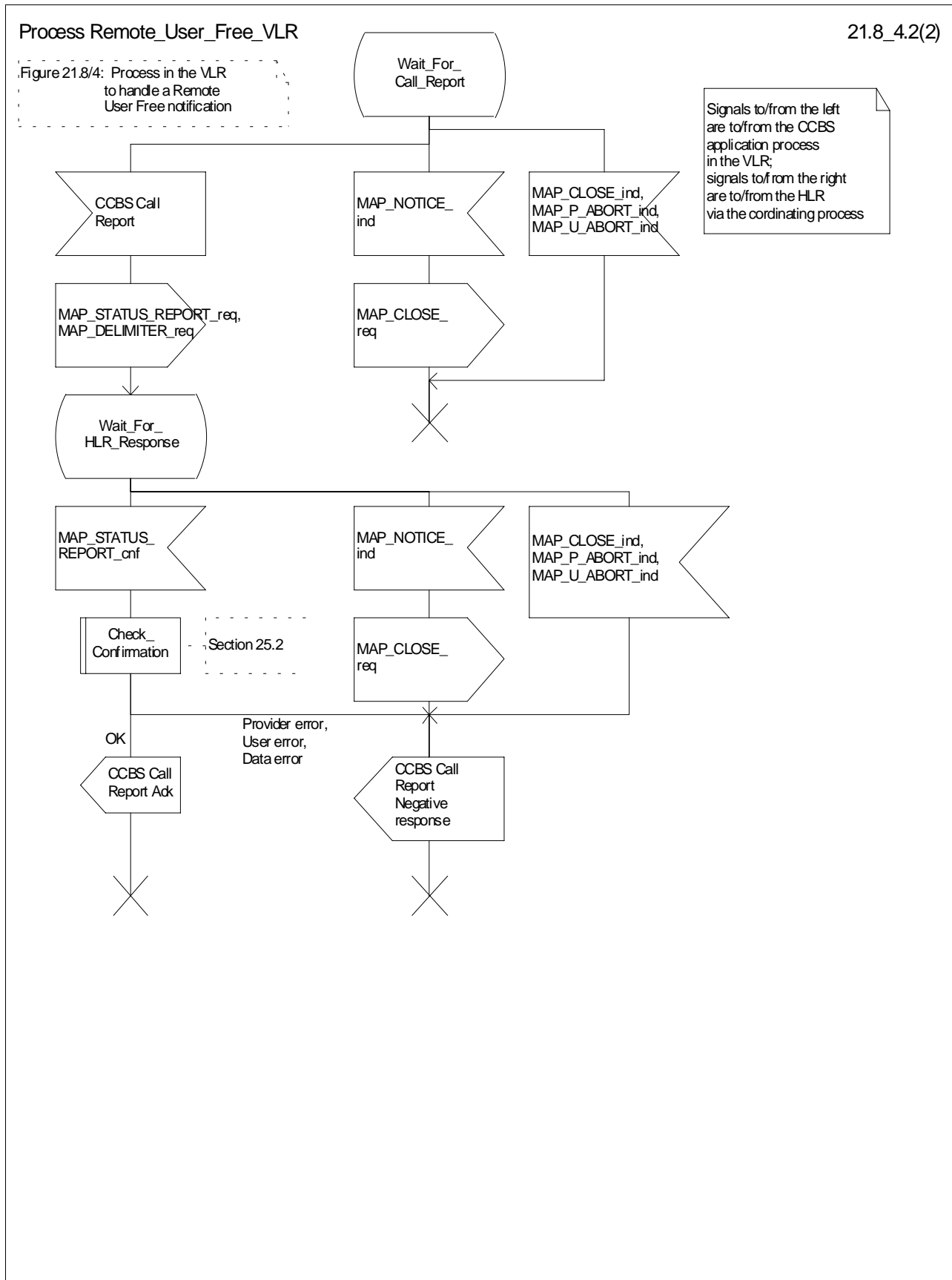


Figure 21.8/4 (sheet 2 of 2): Process Remote_User_Free_VLR

21.9 IST Alert

21.9.1 General

The Immediate Service Termination Alert procedure is used to keep track of the call activities performed by IST subscribers and, eventually, to terminate the alerted call activities, or all the call activities related to the alerted subscriber.

The message flow for alerting and terminating the call(s) is shown in figure 21.9/1, where the MSC may be a Visited MSC or a Gateway MSC.

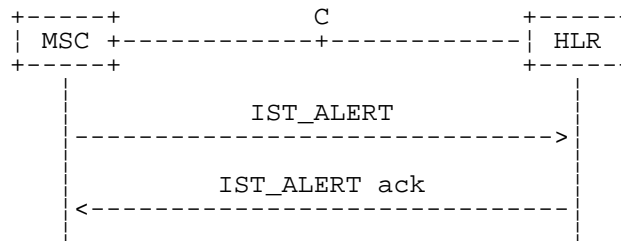


Figure 21.9/1: IST Alert

21.9.2 Procedure in the MSC

The MAP process in the MSC (Visited MSC or Gateway MSC) is shown in figure 21.9/2. The MAP process invokes macros not defined in this subclause; the definitions of these macros can be found as follows:

- Receive_Open_Cnf see subclause 25.1.2;
- Check_Confirmation see subclause 25.2.2.

Successful Outcome

When the MAP process receives an IST Alert request from a call handling process in the Visited MSC or Gateway MSC, it requests a dialogue with the HLR that the subscriber belongs to, by sending a MAP_OPEN service request, a MAP_IST_ALERT service request, and a MAP_DELIMITER service request. The MSC then invokes the macro Receive_Open_Cnf to wait for the response to the dialogue opening request. If the dialogue opening is successful, the MAP process waits for a response from the HLR.

If the MAP process receives a MAP_IST_ALERT service confirm from the HLR, the MAP process invokes the macro Check_Confirmation to check the content of the confirm.

If the macro Check_Confirmation takes the OK exit, the MAP process sends a IST Alert ack containing the information received from the HLR to the call handling process in the MSC and returns to the idle state.

Failure of dialogue opening with the HLR

If the macro Receive_Open_Cnf takes the Vr exit or the Error exit, the MAP process sends a negative response to the call handling process in the MSC, and returns to the idle state.

Error in MAP_IST_ALERT confirm

If the MAP_IST_ALERT service confirm contains a user error or a provider error, or the macro Check_Confirmation indicates that there is a data error, the MAP process sends a negative response to the call handling process in the MSC, and returns to the idle state.

Abort of HLR dialogue

When the MAP process is waiting for an HLR response to the MAP_IST_ALERT, the MAP service provider may abort the dialogue by issuing a MAP_CLOSE, a MAP_P_ABORT or a MAP_U_ABORT indication. In this case, the MAP process sends a negative response to the call handling process in the MSC, and returns to the idle state.

If the MAP provider indicates a protocol problem by sending a MAP_NOTICE indication when the MAP process is waiting for an HLR response to the MAP_IST_ALERT, the MAP process closes the dialogue with the HLR, sends a negative response to the call handling process in the MSC, and returns to the idle state.

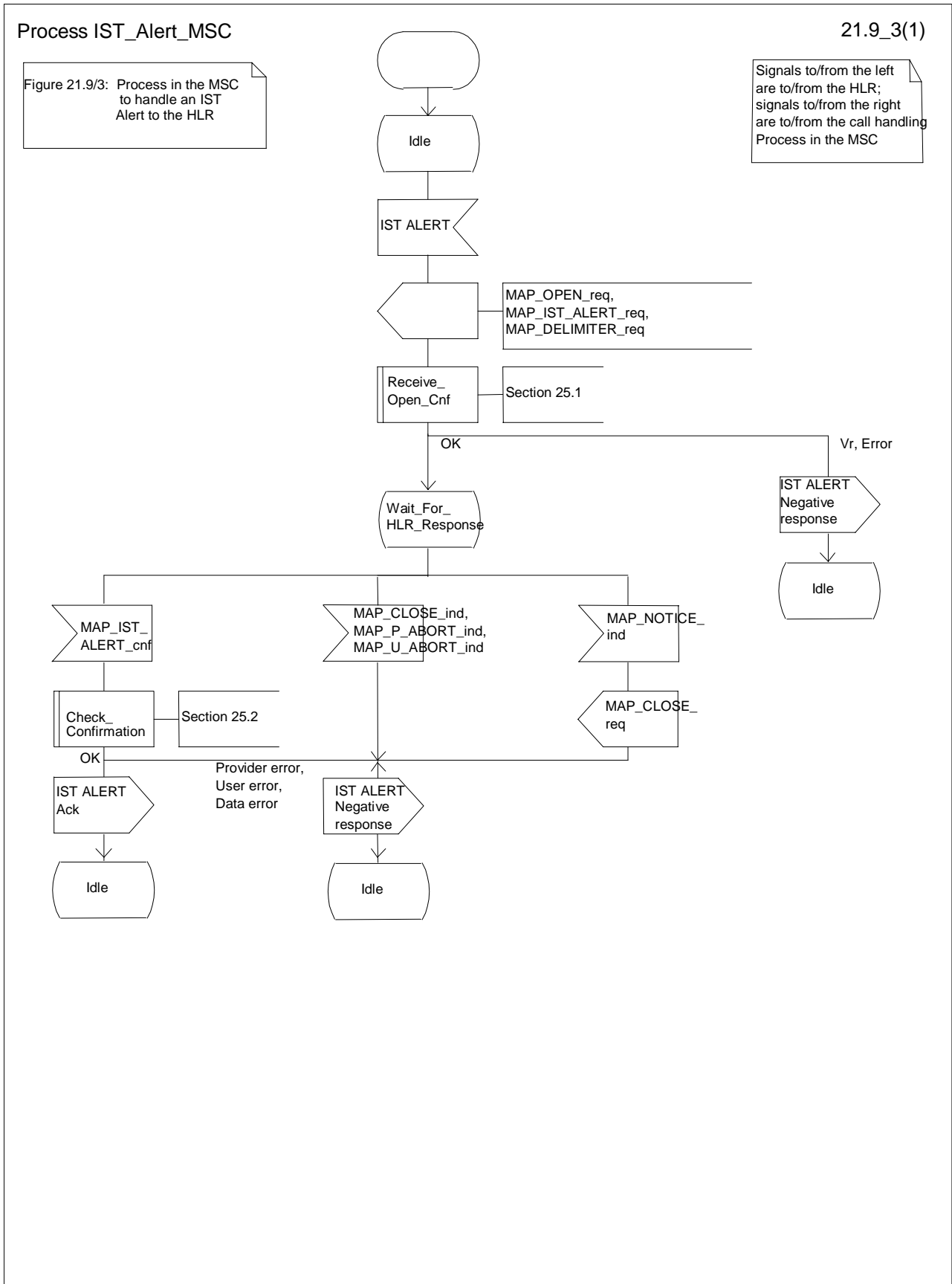


Figure 21.9/2: Process IST_Alert_MSC

21.9.3 Procedure in the HLR

The MAP process in the HLR is shown in figure 21.9/3. The MAP process invokes a macro not defined in this subclause; the definition of this macro can be found as follows:

Receive_Open_Ind see subclause 25.1.1;

Successful outcome

When the MAP process in the HLR receives a request to open a dialogue, it invokes the macro Receive_Open_Ind to check if the dialogue can be opened.

If the dialogue can be opened, and the service indication received is a MAP_IST_ALERT, the HLR then sends the IST alert indication to the call handling process in the HLR, and waits for a response.

If the call handling process in the HLR returns a positive response, the MAP process constructs a MAP_IST_ALERT service response and a MAP_CLOSE service request, sends them to the MSC, and returns to the idle state.

Negative response from HLR call handling process

If the call handling process in the HLR returns a negative response, the MAP process constructs a MAP_IST_ALERT service response containing the appropriate error and a MAP_CLOSE service request, sends them to the MSC and returns to the idle state.

Failure of dialogue opening in the HLR

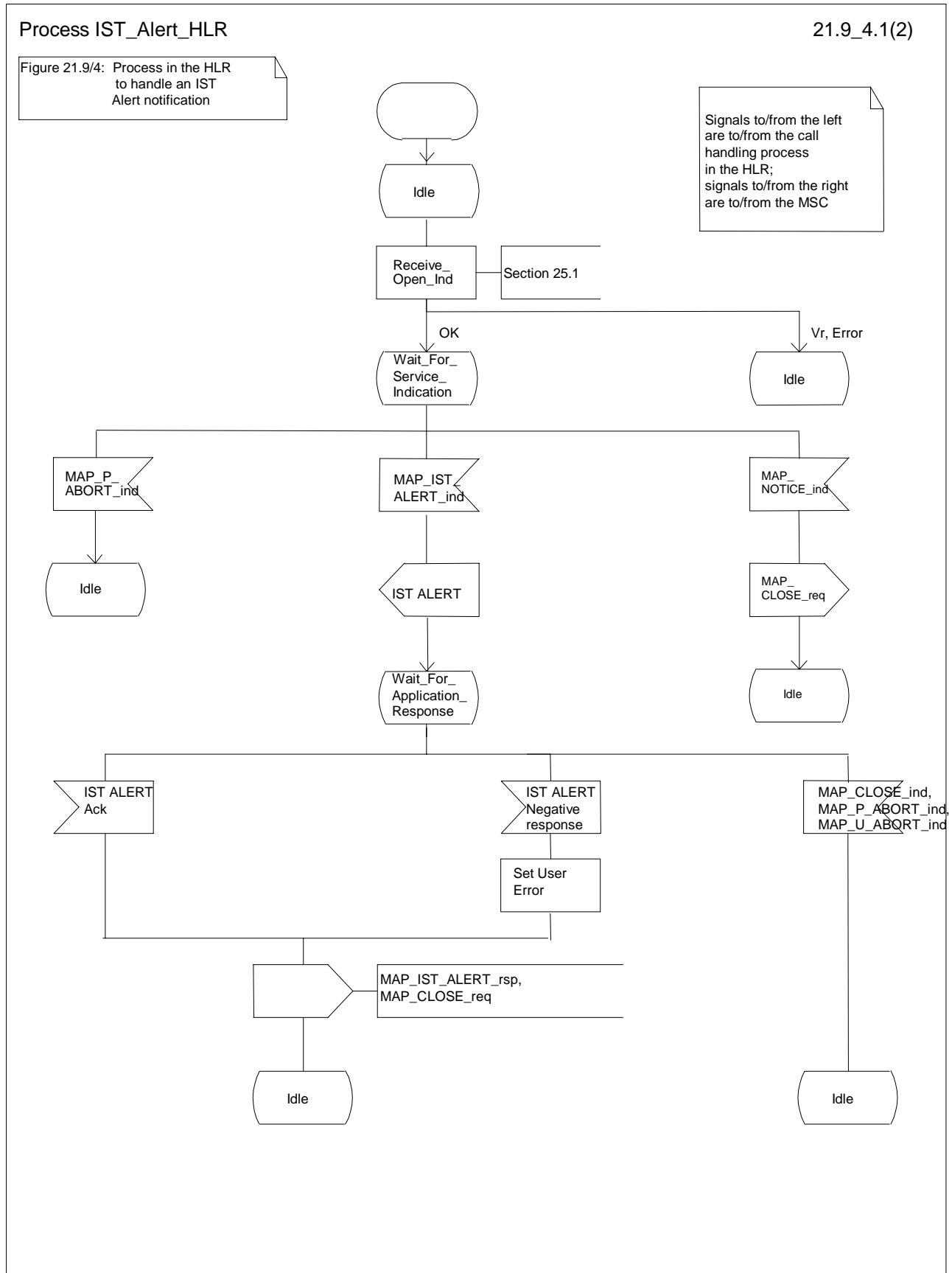
If the macro Receive_Open_Ind takes the Vr exit or the Error exit, the MAP process returns to the idle state.

Abort of MSC dialogue

If the MAP process receives a MAP_P_ABORT indication before receiving a service indication, the MAP process returns to the idle state.

When the MAP process receives a MAP_NOTICE indication before receiving a service indication, the MAP process closes the dialogue with the MSC, and returns to the idle state.

When the MAP process is waiting for the application response to the IST Alert, the MAP service provider may abort the dialogue by issuing a MAP_CLOSE, a MAP_P_ABORT or a MAP_U_ABORT indication. In this case, the MAP process returns to the idle state.



21.10 IST Command

21.10.1 General

The Immediate Service Termination Command procedure is used to terminate the call activities related to a subscriber.

The message flow for the IST Command service is shown in figure 21.10/1, where the MSC may be a Visited MSC or a Gateway MSC.

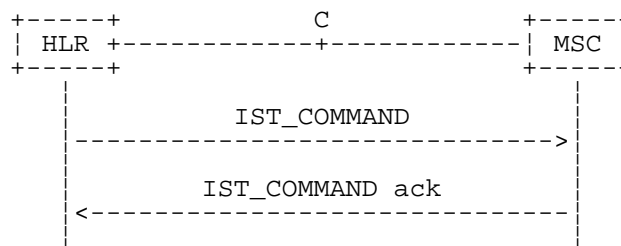


Figure 21.10/1: IST Command

21.10.2 Procedure in the HLR

The MAP process in the HLR is shown in figure 21.10/2. The MAP process invokes macros not defined in this subclause; the definitions of these macros can be found as follows:

Receive_Open_Cnf see subclause 25.1.2;

Check_Confirmation see subclause 25.2.2.

Successful Outcome

When the MAP process receives an IST Command request, it requests a dialogue with the MSC (Gateway MSC or Visited MSC), by sending a MAP_OPEN service request, a MAP_IST_COMMAND service request, and a MAP_DELIMITER service request. The HLR then invokes the macro Receive_Open_Cnf to wait for the response to the dialogue opening request. If the dialogue opening is successful, the MAP process waits for a response from the MSC.

If the MAP process receives a MAP_IST_COMMAND service confirm from the MSC, the MAP process invokes the macro Check_Confirmation to check the content of the confirm.

If the macro Check_Confirmation takes the OK exit, the MAP process sends a IST Command ack containing the information received from the MSC to the call handling process in the HLR and returns to the idle state.

Failure of dialogue opening with the HLR

If the macro Receive_Open_Cnf takes the Vr exit or the Error exit, the MAP process sends a negative response to the call handling process in the HLR, and returns to the idle state.

Error in MAP_IST_COMMAND confirm

If the MAP_IST_COMMAND service confirm contains a user error or a provider error, or the macro Check_Confirmation indicates that there is a data error, the MAP process sends a negative response to the call handling process in the HLR, and returns to the idle state.

Abort of MSC dialogue

When the MAP process is waiting for an MSC response to the MAP_IST_COMMAND, the MAP service provider may abort the dialogue by issuing a MAP_CLOSE, a MAP_P_ABORT or a MAP_U_ABORT indication. In this case, the MAP process sends a negative response to the call handling process in the HLR, and returns to the idle state.

If the MAP provider indicates a protocol problem by sending a MAP_NOTICE indication when the MAP process is waiting for an MSC response to the MAP_IST_COMMAND, the MAP process closes the dialogue with the MSC, sends a negative response to the call handling process in the HLR, and returns to the idle state.

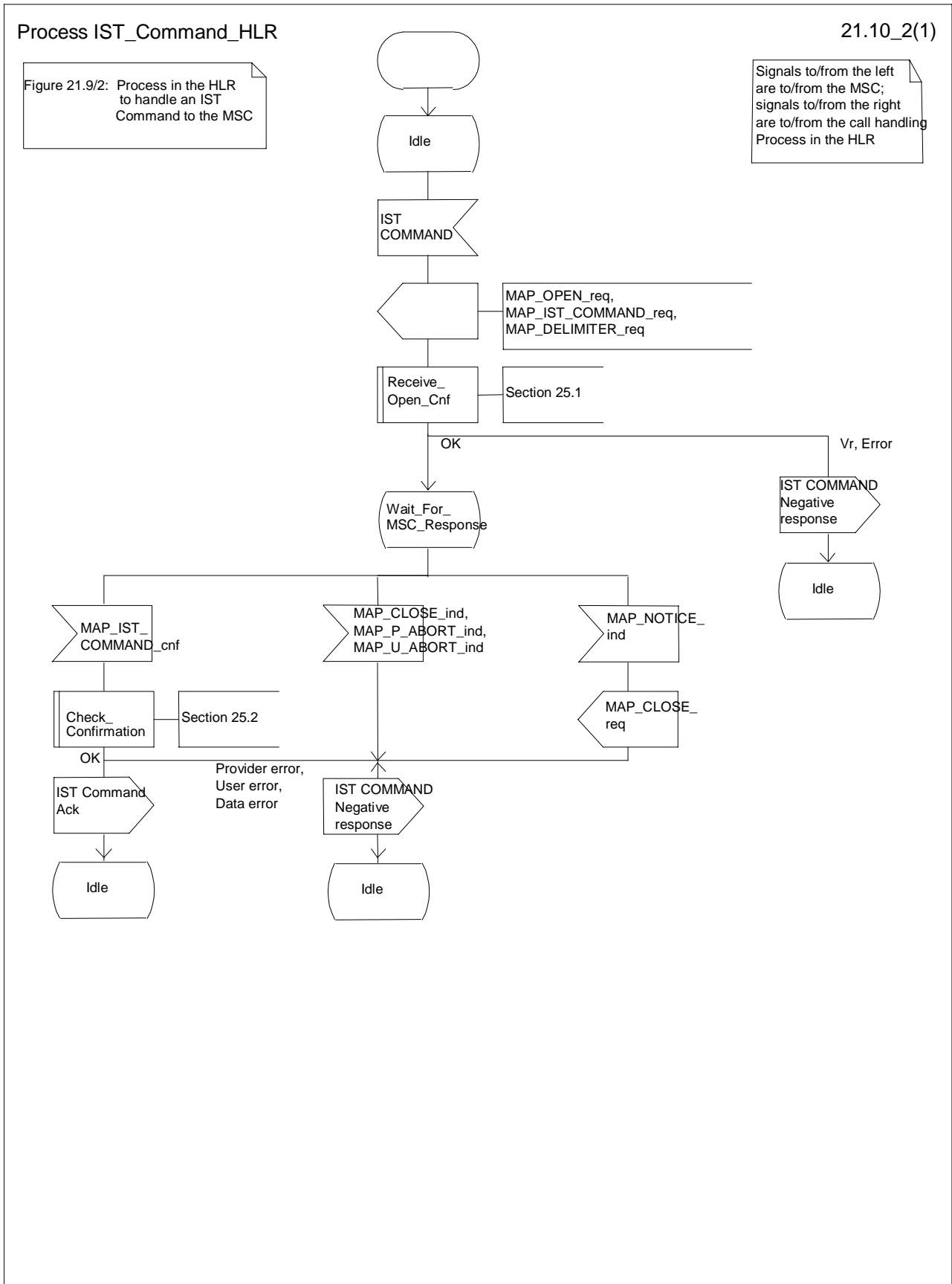


Figure 21.10/2: Process IST_Command_HLR

21.10.3 Procedure in the MSC

The MAP process in the MSC is shown in figure 21.10/3. The MAP process invokes a macro not defined in this subclause; the definition of this macro can be found as follows:

Receive_Open_Ind see subclause 25.1.1.

Successful outcome

When the MAP process in the MSC receives a request to open a dialogue, it invokes the macro Receive_Open_Ind to check if the dialogue can be opened.

If the dialogue can be opened, and the service indication received is a MAP_IST_COMMAND, the MSC then sends the IST command indication to the call handling process in the MSC, and waits for a response.

If the call handling process in the MSC returns a positive response, the MAP process constructs a MAP_IST_COMMAND service response and a MAP_CLOSE service request, sends them to the HLR, and returns to the idle state.

Negative response from MSC call handling process

If the call handling process in the MSC returns a negative response, the MAP process constructs a MAP_IST_COMMAND service response containing the appropriate error and a MAP_CLOSE service request, sends them to the HLR and returns to the idle state.

Failure of dialogue opening in the MSC

If the macro Receive_Open_Ind takes the Vr exit or the Error exit, the MAP process returns to the idle state.

Abort of HLR dialogue

If the MAP process receives a MAP_P_ABORT indication before receiving a service indication, the MAP process returns to the idle state.

When the MAP process receives a MAP_NOTICE indication before receiving a service indication, the MAP process closes the dialogue with the HLR, and returns to the idle state.

When the MAP process is waiting for the application response to the IST Command, the MAP service provider may abort the dialogue by issuing a MAP_CLOSE, a MAP_P_ABORT or a MAP_U_ABORT indication. In this case, the MAP process returns to the idle state.

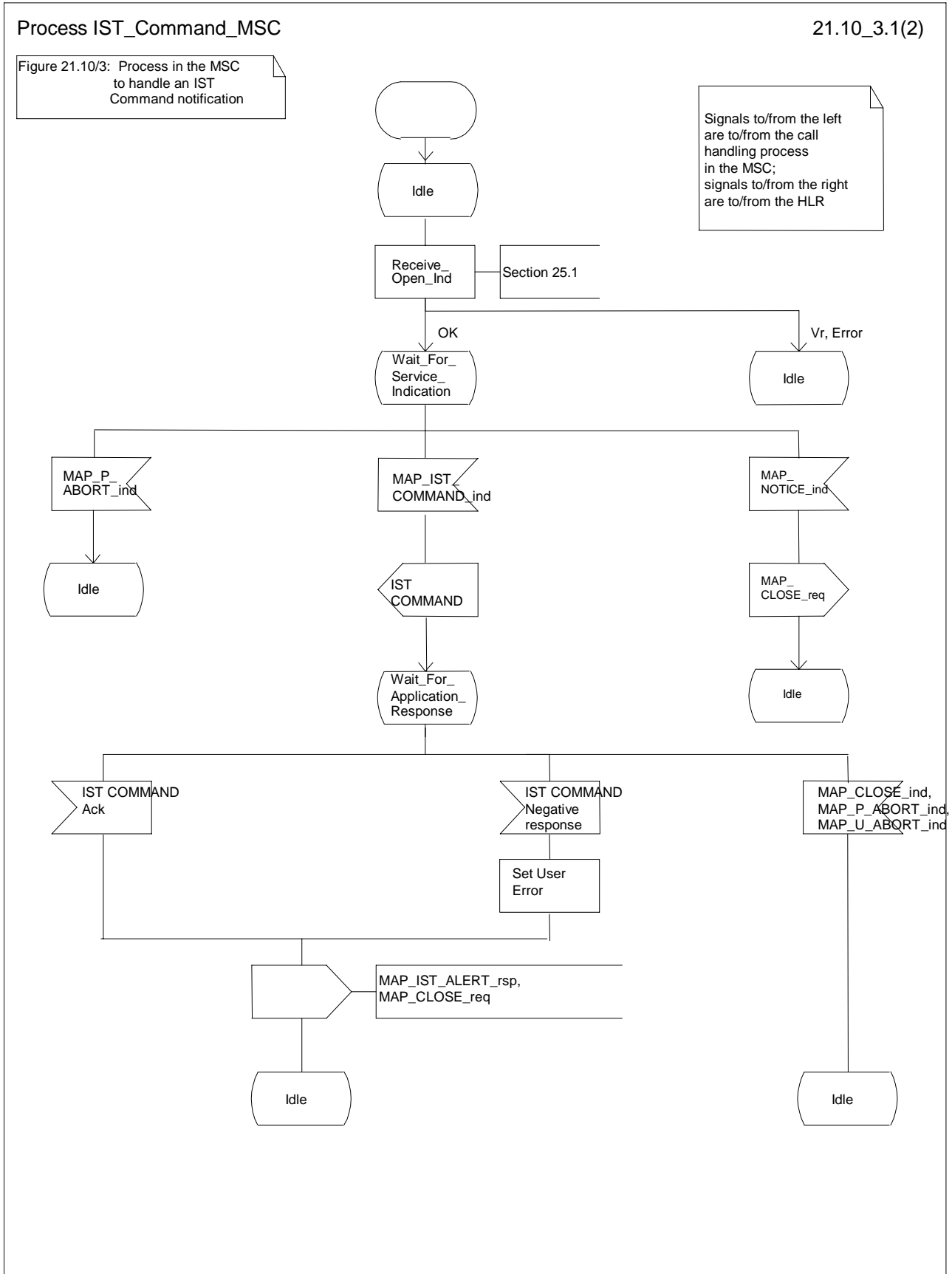


Figure 21.10/3: Process IST_Command_MSC

22 Supplementary services procedures

The following application contexts exist for handling of supplementary services:

- accessUnstructuredSsContext;
- accessFunctionalSsContext.

The accessUnstructuredSsContext refers to a simple MAP user, for which the corresponding MAP process can be identified by the MAP-Provider directly.

However, the accessFunctionalSsContext refers to a complex MAP-User consisting of several processes. For this user, a process co-ordinator is defined for each network entity, in order to identify the correct process to invoke. These processes open and validate the dialogue, then invoke the necessary operation-specific process. These processes are described below.

22.1 Functional supplementary service processes

22.1.1 Functional supplementary service process co-ordinator for MSC

Upon receipt of a CM-Service request with CM-service type = SS, the MSC initiates the process access request procedure towards the VLR as described in clause 25 of the present document.

Once a CM connection is established, the MSC can handle supplementary service indications from the MS. Table 22.1/1 shows the co-ordinating process' reaction on receipt of specific SS service indications on the air interface. After the relevant process is invoked, the received air interface service indication is sent to that process. The creation of service requests on the basis of air interface messages is described in GSM 09.11.

Table 22.1/1: Relationship between received service indication and invoked process in the MSC

Service indication received	Process invoked
A_REGISTER_SS_ind	REGISTER_SS_MSC
A_ERASE_SS_ind	ERASE_SS_MSC
A_ACTIVATE_SS_ind	ACTIVATE_SS_MSC
A_DEACTIVATE_SS_ind	DEACTIVATE_SS_MSC
A_INTERROGATE_SS_ind	INTERROGATE_SS_MSC
A_REGISTER_PASSWORD	REGISTER_PASSWORD_MSC

Figure 22.1/1 shows the co-ordinating process in the MSC.

Process SS_Coordinator_MSC

22.1_1(1)

Figure 22.1/1: Supplementary Service Coordination process in the MSC, to identify which functional supplementary service process shall be invoked.

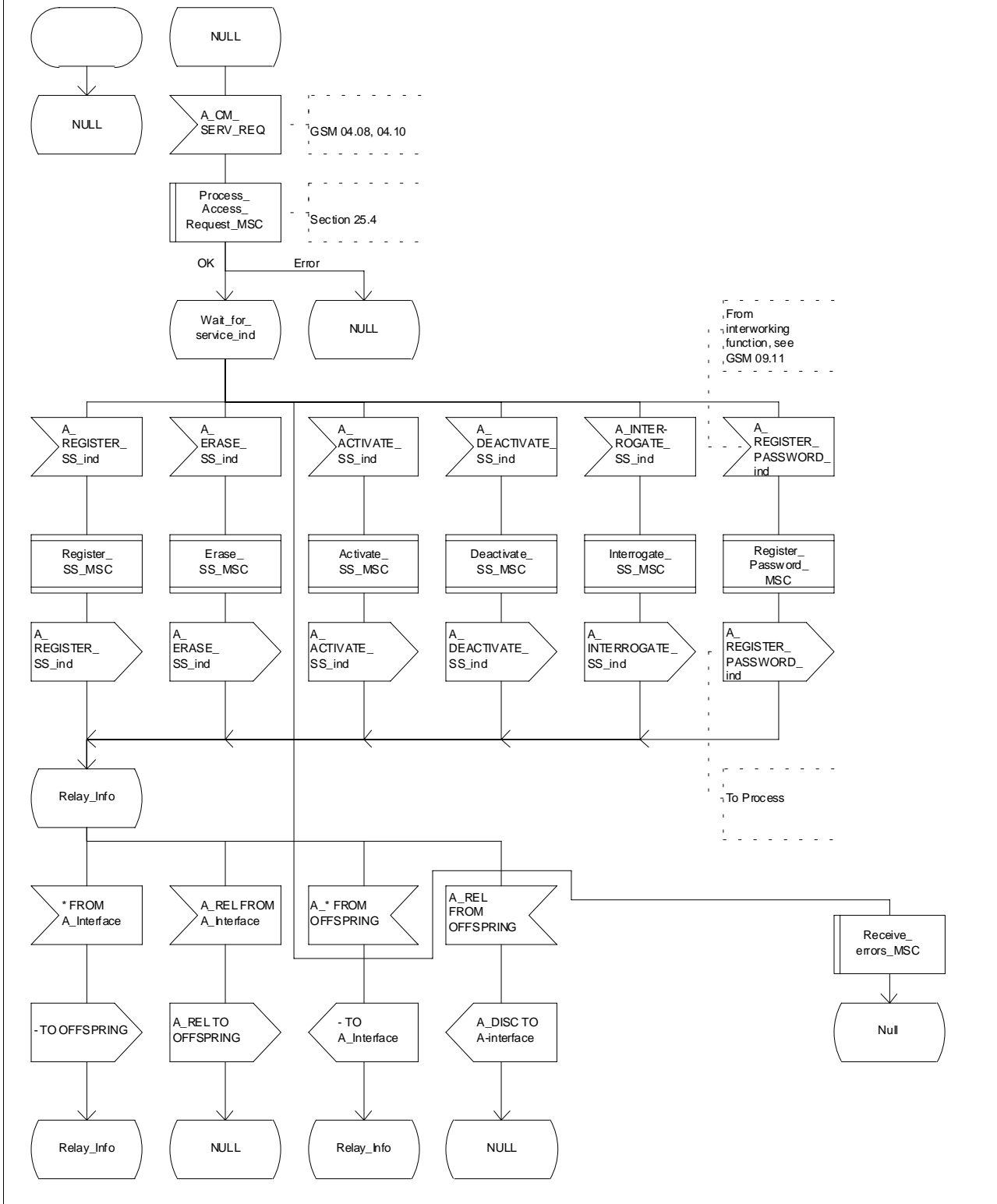


Figure 22.1/1: Process SS_Coordinator_MSC

22.1.2 Functional supplementary service process co-ordinator for VLR

Any functional SS process in the VLR starts by the VLR receiving the MAP_PROCESS_ACCESS_REQUEST indication. The VLR then acts as described in clause 25 of the present document.

If the Process Access Request was successful, the VLR can handle supplementary service indications from the MSC. Table 22.1/2 shows the co-ordinating process' reaction on receipt of specific SS service indications from the MSC. After the relevant process is invoked, the received service indication is sent to that process, and the co-ordinating process terminates.

Table 22.1/2: Relationship between received service indication and invoked process in the VLR

Service indication received	Process invoked
MAP_REGISTER_SS_ind	REGISTER_SS_VLR
MAP_ERASE_SS_ind	ERASE_SS_VLR
MAP_ACTIVATE_SS_ind	ACTIVATE_SS_VLR
MAP_DEACTIVATE_SS_ind	DEACTIVATE_SS_VLR
MAP_INTERROGATE_SS_ind	INTERROGATE_SS_VLR
MAP_REGISTER_PASSWORD	REGISTER_PASSWORD_VLR

Figure 22.1/2 shows the co-ordinating process in the VLR.

Process SS_Coordinator_VLR

22.1_2.1(2)

Figure 22.1/2: Supplementary Service Coordination process in the VLR, to open and process the access request from the MSC, and then identify which functional supplementary service process shall be invoked.

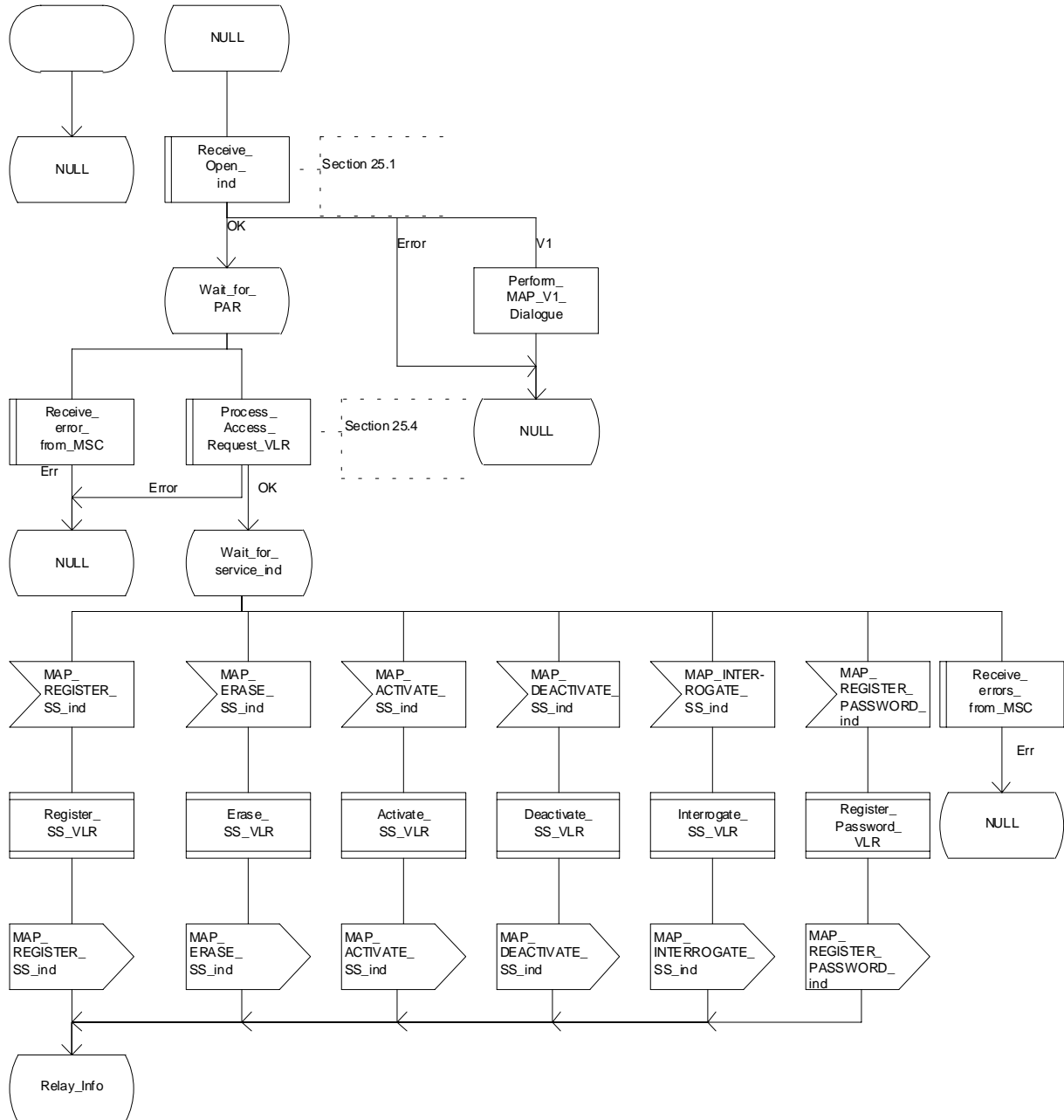


Figure 22.1/2 (sheet 1 of 2): Process SS_Coordinator_VLR

Process SS_Coordinator_VLR

22.1_2.2(2)

Figure 22.1/2: Supplementary Service Coordination process in the VLR, to open and process the access request from the MSC, and then identify which functional supplementary service process shall be invoked.

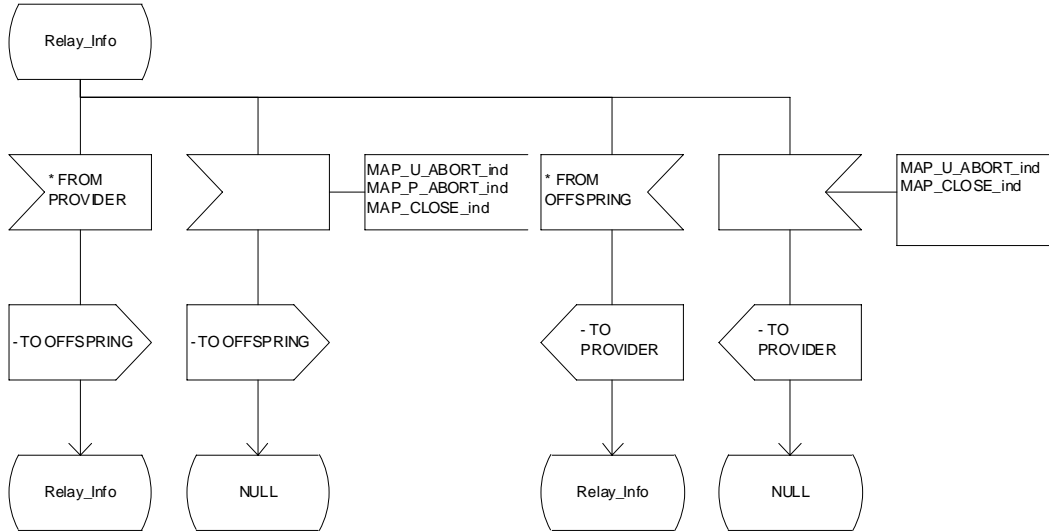


Figure 22.1/2 (sheet 2 of 2): Process SS_Coordinator_VLR

22.1.3 Functional supplementary service process co-ordinator for HLR

Any functional SS process in the HLR starts by the HLR receiving a MAP-OPEN service indication. If that service is successful, the HLR can handle supplementary service indications from the VLR. Table 22.1/3 shows the co-ordinating process' reaction on receipt of specific SS service indications from the VLR. After the relevant process is invoked, the received service indication is sent to that process, and the co-ordinating process terminates.

Table 22.1/3: Relationship between received service indication and invoked process in the HLR

Service indication received	Process invoked
MAP_REGISTER_SS_ind	REGISTER_SS_HLR
MAP_ERASE_SS_ind	ERASE_SS_HLR
MAP_ACTIVATE_SS_ind	ACTIVATE_SS_HLR
MAP_DEACTIVATE_SS_ind	DEACTIVATE_SS_HLR
MAP_INTERROGATE_SS_ind	INTERROGATE_SS_HLR
MAP_REGISTER_PASSWORD	REGISTER_PASSWORD_HLR

Figure 22.1/3 shows the co-ordinating process in the HLR.

Process SS_Coordinator_HLR

22.1_3.1(2)

Figure 22.1/3: Supplementary Service Coordination process in the HLR, to identify which functional supplementary service process shall be invoked.

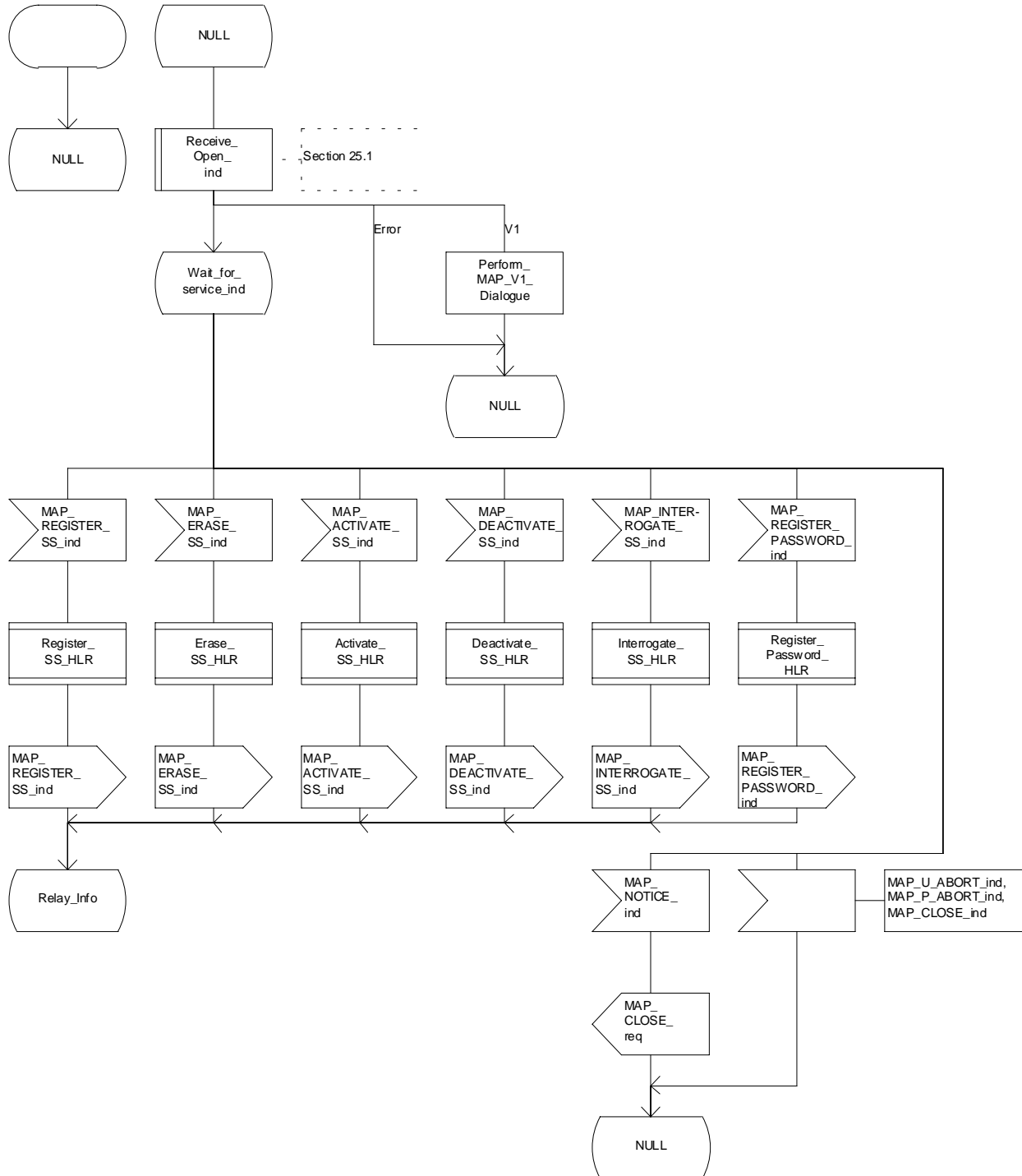


Figure 22.1/3 (sheet 1 of 2): Process SS_Coordinator_HLR

Process SS_Coordinator_HLR

22.1_3.2(2)

Figure 22.1/3: Supplementary Service Coordination process in the HLR, to identify which functional supplementary service process shall be invoked.

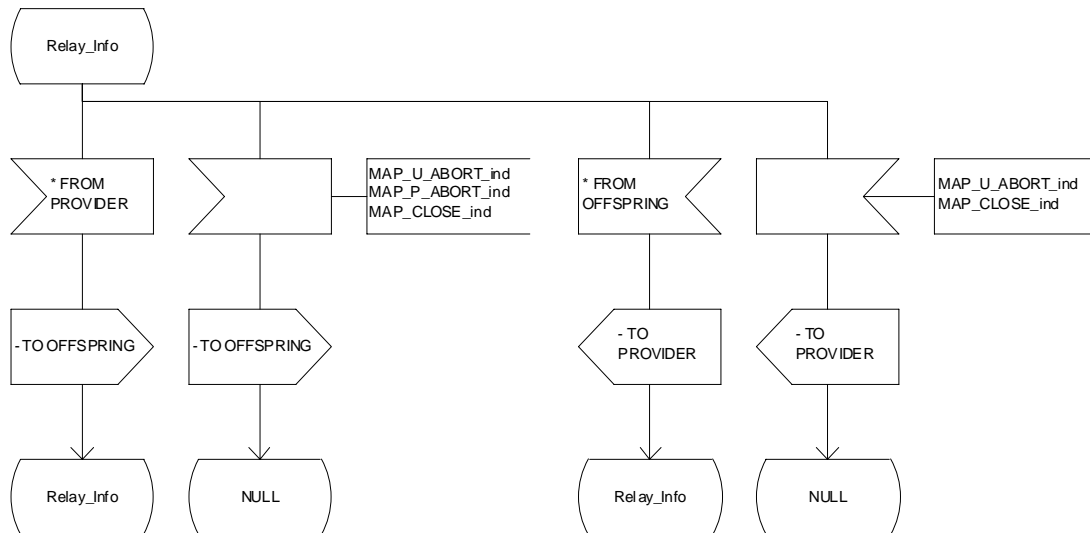


Figure 22.1/3 (sheet 2 of 2): Process SS_Coordinator_HLR

22.1.4 Call completion supplementary service process co-ordinator for HLR

The MAP co-ordinating process in the HLR to handle a dialogue opened with the callCompletion application context is shown in figure 22.1/4. The MAP process invokes a macro not defined in this subclause; the definition of this macro can be found as follows:

Receive_Open_Ind see subclause 25.1.1.

Any call completion SS process in the HLR starts by the HLR receiving a MAP-OPEN service indication. If that service is successful, the HLR can handle call completion supplementary service indications from the VLR.

Table 22.1/4 shows the co-ordinating process' reaction on receipt of specific call completion SS service indications from the VLR. After the relevant process is invoked, the received service indication is sent to that process.

Table 22.1/4: Relationship between received service indication and invoked process in the HLR

Service indication received	Process invoked
MAP_REGISTER_CC_ENTRY_ind	REGISTER_CC_ENTRY_HLR
MAP_ERASE_CC_ENTRY_ind	ERASE_CC_ENTRY_HLR

After creation of the user process the Co-ordinator relays the messages between the MAP_PM and the invoked process until a request or an indication for dialogue termination is received.

The Call_Completion Co-ordinator is shown in figure 22.1/4.

Process CC_Coord_HLR

22.1_4(1)

Figure 22.1/4: Coordinating process in the HLR to handle a dialogue opened with the AC CallCompletionContext

Signals to/from the left are to/from the VLR via the MAP provider; signals to/from the right are to/from the child process

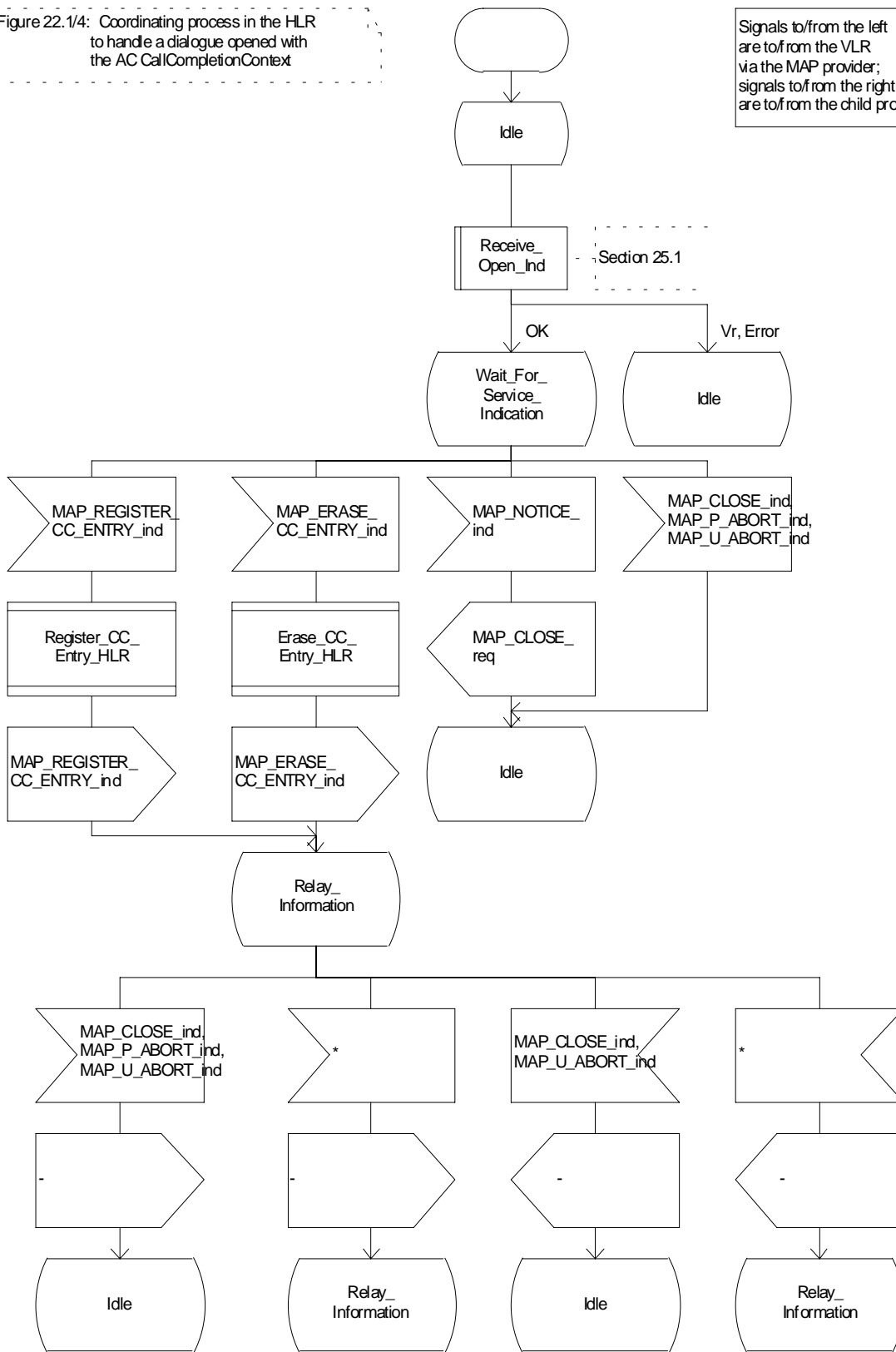


Figure 22.1/4: Process_CC_Coord_HLR

22.2 Registration procedure

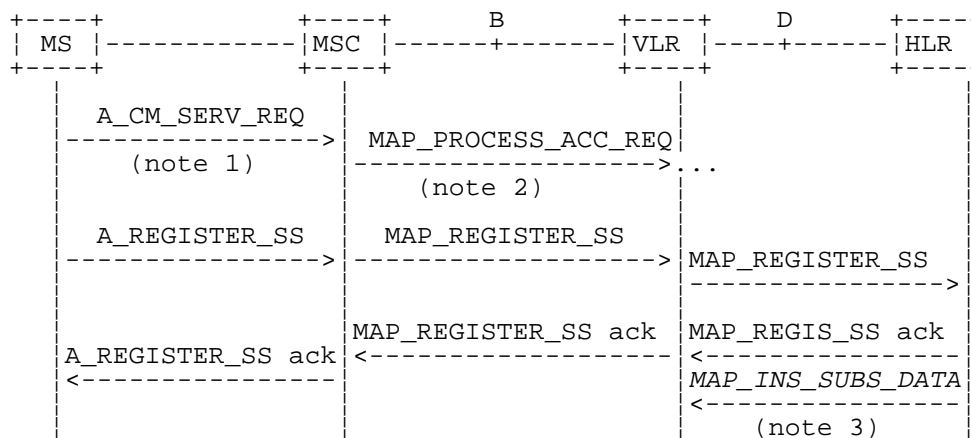
22.2.1 General

The registration procedure is used to register data related to a supplementary service in the HLR. The registration procedure is a fully transparent communication between the MS and the HLR, except that some services may be invoked as a result of the procedure, as described in the subclauses below.

The registration procedure is shown in figure 22.2.1/1.

The following services may be used:

- MAP_PROCESS_ACCESS_REQUEST (defined in clauses 8 and 25);
- MAP_TRACE_SUBSCRIBER_ACTIVITY (defined in clauses 9 and 25);
- MAP_PROVIDE_IMSI (defined in clauses 8 and 25);
- MAP_FORWARD_NEW_TMSI (defined in clauses 8 and 25);
- MAP_AUTHENTICATE (defined in clauses 8 and 25);
- MAP_SET_CIPHERING_MODE (defined in clauses 8 and 25);
- MAP_CHECK_IMEI (defined in clauses 8 and 25);
- MAP_READY_FOR_SM (defined in clauses 12 and 25);
- MAP_INSERT_SUBSCRIBER_DATA (defined in clauses 8 and 25);
- MAP_REGISTER_SS (defined in clause 11).



NOTE 1: For details of the procedure on the radio path, see GSM 04.08, 04.10, 04.8x and 04.9x. Services shown in dotted lines indicate the trigger provided by the signalling on the radio path, and the signalling triggered on the radio path.

NOTE 2: For details on the Process Access Request procedure, please refer to clause 25 in the present document.

NOTE 3: Services printed in *italics* are optional.

Figure 22.2.1/1: Interfaces and services for supplementary service registration

22.2.2 Procedures in the MSC

Supplementary service registration

The A_REGISTER_SS service indication received by the MAP user in the MSC contains the SS-Code and any parameters that are related to the supplementary service.

The MAP user transfers the received information to the VLR in the MAP_REGISTER_SS request without checking the contents of the service indication. Rules for the mapping are described in GSM 09.11.

The MSC then awaits the receipt of the MAP_REGISTER_SS confirm from the VLR. The outcome of the procedure is reported to the MS in the A_REGISTER_SS response message as described in GSM 04.8x, 04.9x and 09.11. Finally the SS-connection is released.

For call independent SS operations, each message shall only contain a single component. Messages which contain more than one component will be stopped at the air interface (as specified in GSM 09.11).

Error handling

If at any time during the supplementary service part of this procedure a MAP_P_ABORT, MAP_U_ABORT, MAP_NOTICE or unexpected MAP_CLOSE indication is received from the VLR concerning the process, a CM_RELEASE_COMPLETE indication is sent to the MS (as specified in GSM 09.11). Upon receipt of a MAP_NOTICE indication from the VLR, the MSC must close the VLR dialogue by sending a MAP_CLOSE request. The process is then terminated.

If an A_CM_RELEASE indication is received from the MS, all open transactions shall be released using the MAP_U_ABORT request indicating application procedure cancellation, and the process is terminated.

The registration procedure in the MSC is shown in figure 22.2.2/1.

Process SS_REGISTER_MSC

22.2.2_1(1)

Figure 22.2.2/1 : Mobile initiated registration of supplementary service in the MSC

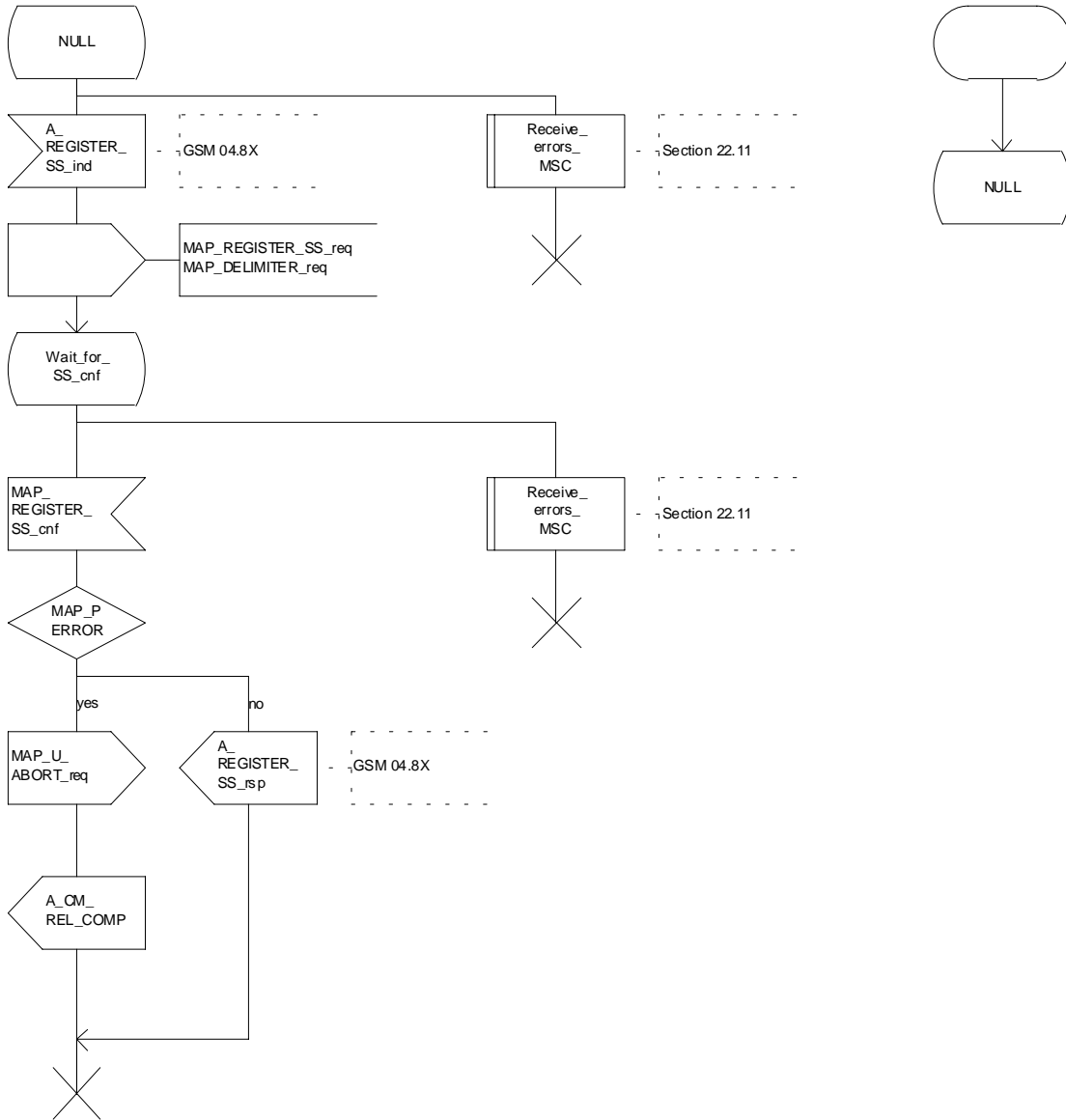


Figure 22.2.2/1: Procedure SS_Register_MSC

22.2.3 Procedures in the VLR

Supplementary service registration

When receiving the MAP_REGISTER_SS indication, the MAP user in the VLR transfers the information to the HLR in the MAP_REGISTER_SS request without checking the contents of the service indication.

The VLR then awaits the receipt of the MAP_REGISTER_SS confirm from the HLR. The MAP user in the VLR shall transfer the information contained in this primitive to the MSC in the MAP_REGISTER_SS response without checking its contents.

For call independent SS operations, each message shall only contain a single component. Messages which contain more than one component will be stopped at the air interface (as specified in GSM 09.11).

Error handling

If at any time during this procedure a MAP_P_ABORT, MAP_U_ABORT, MAP_NOTICE or unexpected MAP_CLOSE indication is received from the MSC concerning the process, a MAP_U_ABORT request indicating application procedure cancellation is sent to the HLR (if a connection exists). If a MAP_NOTICE indication was received from the MSC, that dialogue must be closed by sending a MAP_CLOSE request towards the MSC. The process is terminated.

If a MAP_P_ABORT, MAP_U_ABORT or MAP_CLOSE indication is received from the HLR, a MAP_U_ABORT request shall be sent to the MSC terminating the process. If a MAP_NOTICE indication was received from the HLR, that dialogue must be closed by sending a MAP_CLOSE request towards the HLR. The process terminates.

The registration procedure in the VLR is shown in figure 22.2.3/1.

Process SS_REGISTER_VLR

22.2.3_1.1(2)

Figure 22.2.3/1: Mobile initiated registration of supplementary services in the VLR

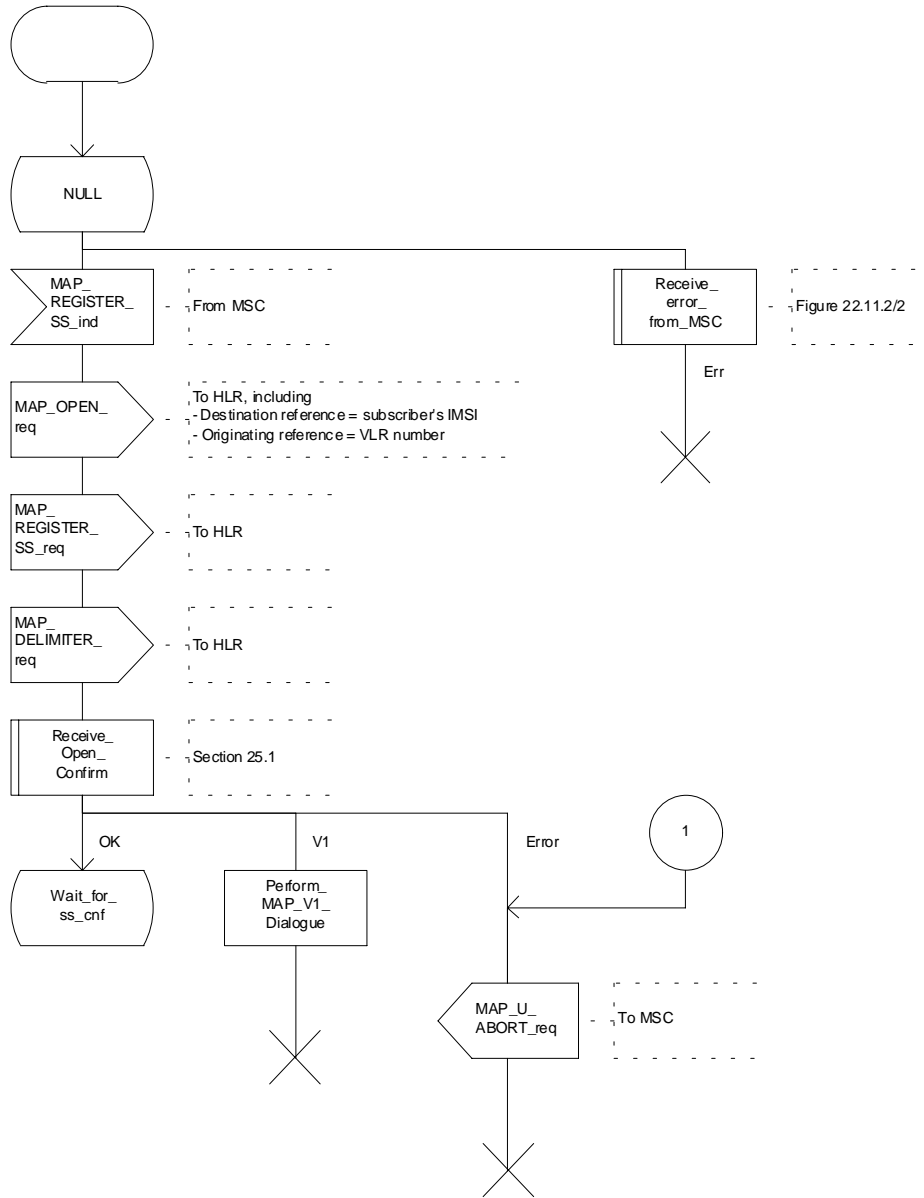


Figure 22.2.3/1 (sheet 1 of 2): Procedure SS_Register_VLR

Process SS_REGISTER_VLR

22.2.3_1.2(2)

Figure 22.2.3/1: Mobile initiated registration of supplementary services in the VLR

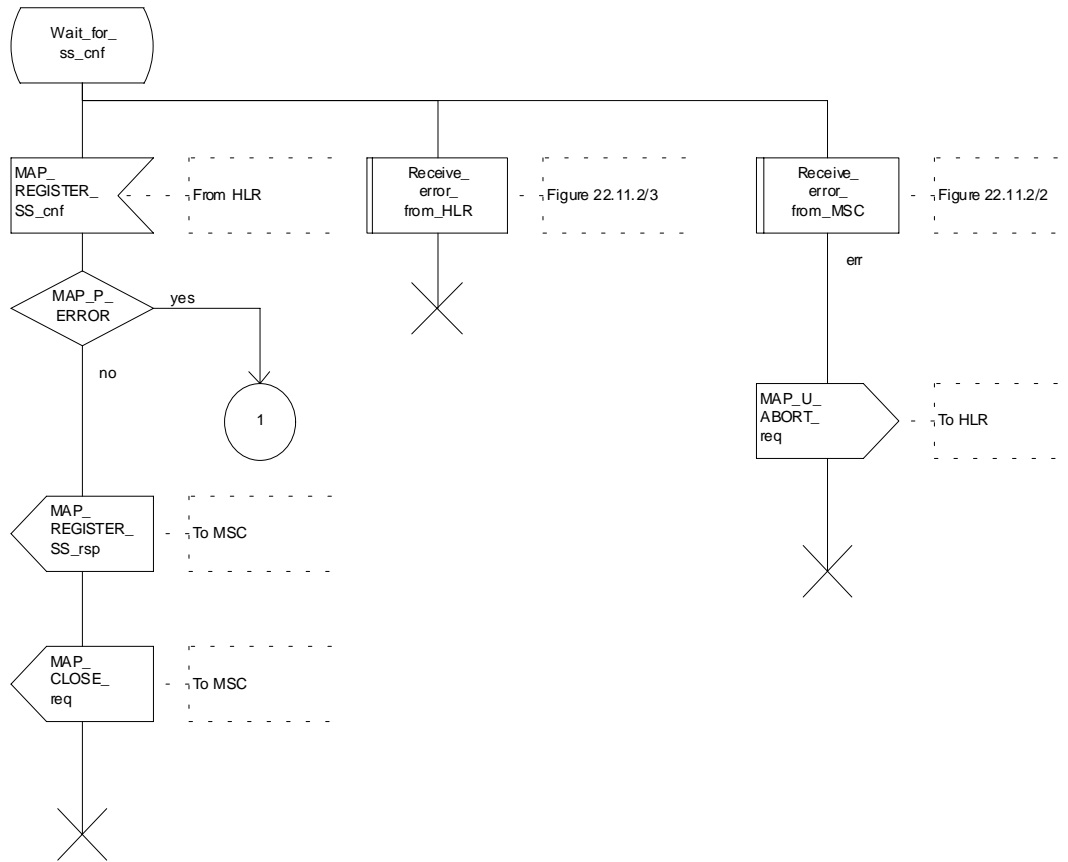


Figure 22.2.3/1 (sheet 2 of 2): Procedure SS_Register_VLR

22.2.4 Procedures in the HLR

The procedure in the HLR is initiated when it receives a MAP_REGISTER_SS indication.

The HLR acts as follows:

- if the operator has barred the subscriber from access to supplementary services, the Call Barred error should be returned to the VLR. The parameter "operatorBarring" shall be included with the error.

The supplementary service request shall then be processed according to GSM 03.11 and the 03.8x and 03.9x-series of technical specifications. This handling may lead to either a successful result, a partially successful result, or an error being returned.

For call independent SS operations, each message shall only contain a single component. Messages which contain more than one component will be stopped at the air interface (as specified in GSM 09.11):

- if the VLR is to be updated after the supplementary service registration, the MAP_INSERT_SUBS_DATA_HLR process shall be initiated;
- if at any time during this procedure a MAP_P_ABORT, MAP_U_ABORT or MAP_CLOSE indication concerning the process is received from the VLR, the process is terminated. If a MAP_NOTICE indication is received, a MAP_CLOSE request is sent towards the VLR.

The registration procedure in the HLR is shown in figure 22.2.4/1.

Process SS_REGISTER_HLR

22.2.4_1.1(2)

Figure 22.2.4/1: Registration of supplementary services procedure in HLR

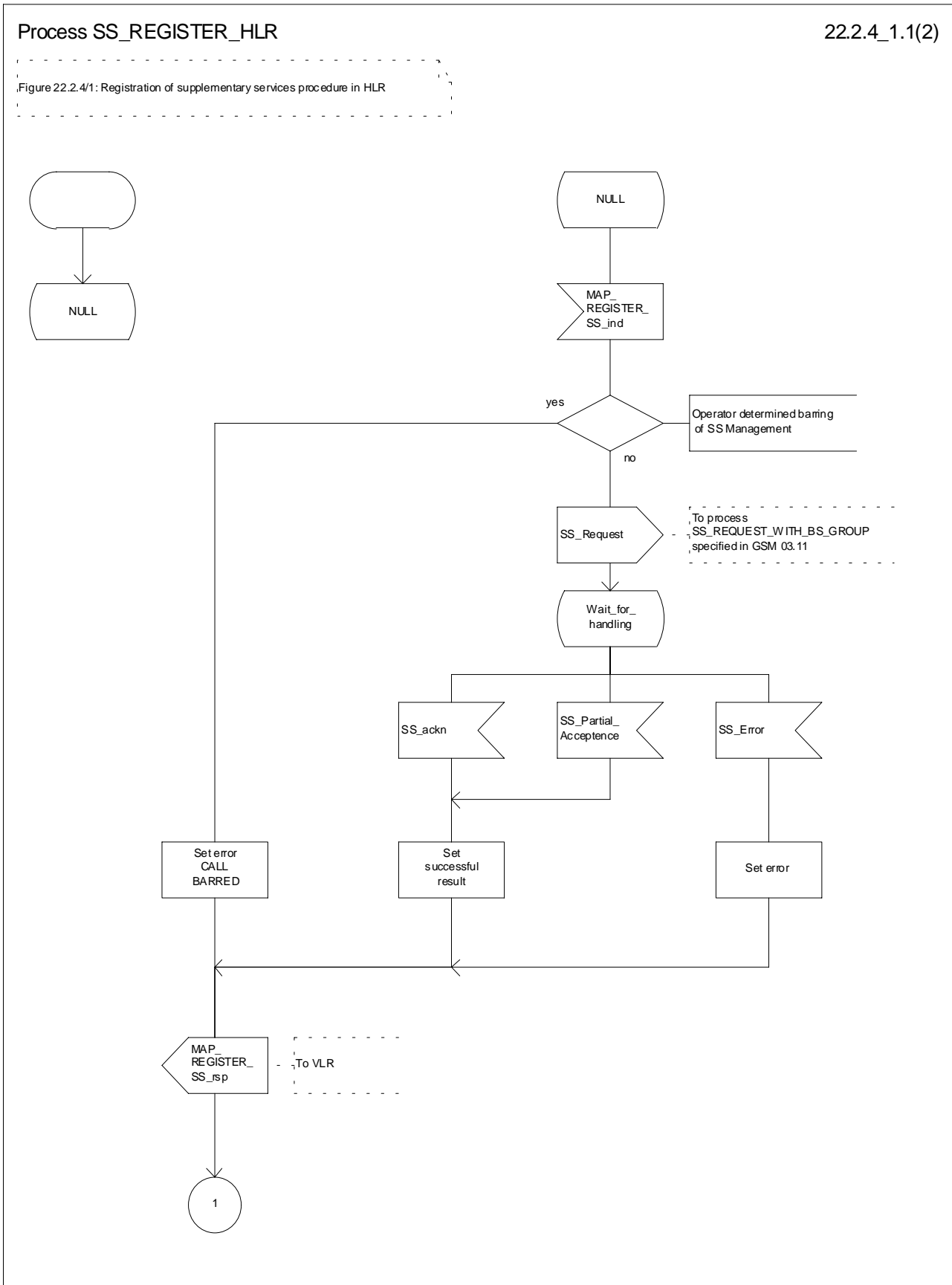


Figure 22.2.4/1 (sheet 1 of 2): Procedure SS_Register_HLR

Process SS_REGISTER_HLR

22.2.4_1.2(2)

Figure 22.2.4/1: Registration of supplementary services procedure in HLR

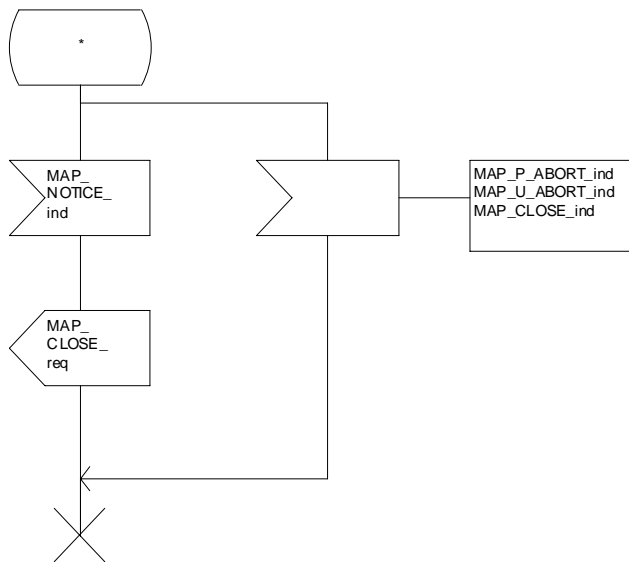
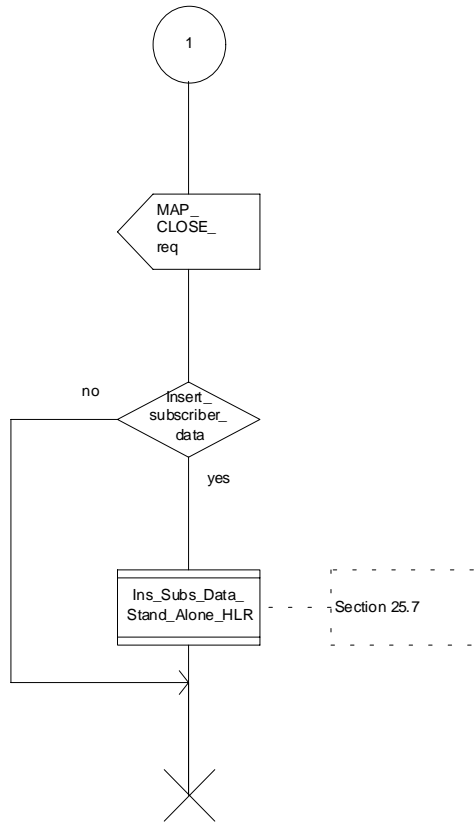


Figure 22.2.4/1 (sheet 2 of 2): Procedure SS_Register_HLR

22.3 Erasure procedure

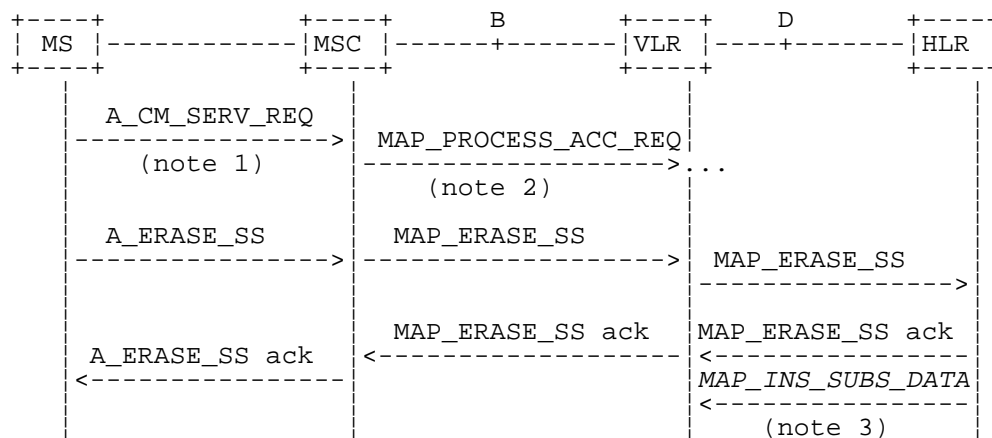
22.3.1 General

The erasure procedure is used to erase data related to a supplementary service in the HLR. The erasure procedure is a fully transparent communication between the MS and the HLR, except that some services may be invoked as a result of the procedure, as described in the subclauses below.

The erasure procedure is shown in figure 22.3.1/1.

The following services may be used:

MAP_PROCESS_ACCESS_REQUEST	(defined in subclauses 8 and 25);
MAP_TRACE_SUBSCRIBER_ACTIVITY	(defined in clauses 9 and 25);
MAP_PROVIDE_IMSI	(defined in clauses 8 and 25);
MAP_FORWARD_NEW_TMSI	(defined in clauses 8 and 25);
MAP_AUTHENTICATE	(defined in clauses 8 and 25);
MAP_SET_CIPHERING_MODE	(defined in clauses 8 and 25);
MAP_CHECK_IMEI	(defined in clauses 8 and 25);
MAP_READY_FOR_SM	(defined in clauses 12 and 25);
MAP_INSERT_SUBSCRIBER_DATA	(defined in clauses 8 and 25);
MAP_ERASE_SS	(defined in clause 11).



NOTE 1: For details of the procedure on the radio path, see GSM 04.08, 04.10, 04.8x and 04.9x. Services shown in dotted lines indicate the trigger provided by the signalling on the radio path, and the signalling triggered on the radio path.

NOTE 2: For details on the Process Access Request procedure, please refer to clause 25 in the present document.

NOTE 3: Services printed in *italics* are optional.

Figure 22.3.1/1: Interfaces and services for supplementary service erasure

22.3.2 Procedures in the MSC

The MSC procedures for erasure are identical to those specified for registration in subclause 22.2.2. The text and diagrams in subclause 22.2.2 apply with all references to registration changed to erasure.

22.3.3 Procedures in the VLR

The VLR procedures for erasure are identical to those specified for registration in subclause 22.2.3. The text and diagrams in subclause 22.2.3 apply with all references to registration changed to erasure.

22.3.4 Procedures in the HLR

The HLR procedure for erasure is identical to those specified for registration in subclause 22.2.4. The text and diagrams in subclause 22.2.4 apply with all references to registration changed to erasure.

22.4 Activation procedure

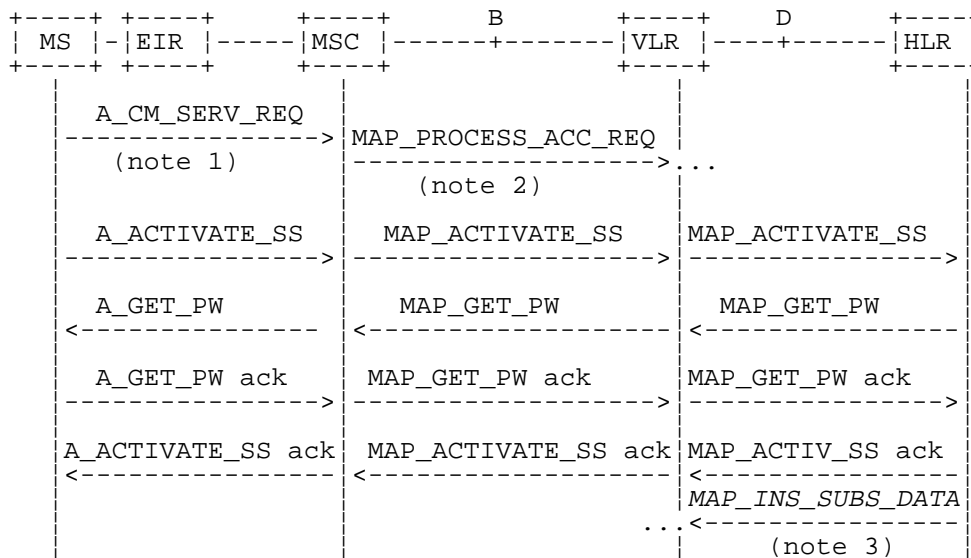
22.4.1 General

The activation procedure is used to activate a supplementary service in the HLR. The activation procedure is a fully transparent communication between the MS and the HLR, except that some services may be invoked as a result of the procedure, as described in the subclauses below.

The activation procedure is shown in figure 22.4.1/1.

The following services may be used:

MAP_PROCESS_ACCESS_REQUEST	(defined in clauses 8 and 25);
MAP_TRACE_SUBSCRIBER_ACTIVITY	(defined in clauses 9 and 25);
MAP_PROVIDE_IMSI	(defined in clauses 8 and 25);
MAP_FORWARD_NEW_TMSI	(defined in clauses 8 and 25);
MAP_AUTHENTICATE	(defined in clauses 8 and 25);
MAP_SET_CIPHERING_MODE	(defined in clauses 8 and 25);
MAP_CHECK_IMEI	(defined in clauses 8 and 25);
MAP_READY_FOR_SM	(defined in clauses 12 and 25);
MAP_GET_PASSWORD	(defined in clause 11);
MAP_INSERT_SUBSCRIBER_DATA	(defined in clauses 8 and 25);
MAP_ACTIVATE_SS	(defined in clause 11).



NOTE 1: For details of the procedure on the radio path, see GSM 04.08, 04.10, 04.8x and 04.9x. Services shown in dotted lines indicate the trigger provided by the signalling on the radio path, and the signalling triggered on the radio path.

NOTE 2: For details on the Process Access Request procedure, please refer to clause 25 of this document.

NOTE 3: Services printed in italics are optional.

Figure 22.4.1/1: Interfaces and services for supplementary service activation

22.4.2 Procedures in the MSC

The A_ACTIVATE_SS service indication received by the MAP user in the MSC contains the SS-Code and any parameters related to the supplementary service.

The MSC transfers the received information to the VLR in the MAP_ACTIVATE_SS request without checking the contents of the service indication. Rules for the mapping are described in GSM 09.11.

The MAP user may subsequently receive the MAP_GET_PASSWORD indication from the VLR. Upon receipt of this indication, the MSC sends the A_GET_PASSWORD message towards the MS and then awaits the response from the MS. When an A_GET_PASSWORD confirm message is received from the MS, the MSC initiates the MAP_GET_PASSWORD response towards the VLR without checking further the contents of the indication. Also see GSM 09.11.

The MSC will receive a MAP_ACTIVATE_SS confirm from the VLR. The outcome of the procedure is reported to the MS in the A_ACTIVATE_SS response message, see GSM 04.8x, 04.9x and 09.11. Finally the SS connection is released.

For call independent SS operations, each message shall only contain a single component. Messages which contain more than one component will be stopped at the air interface (as specified in GSM 09.11).

The handling of MAP_P_ABORT, MAP_U_ABORT, MAP_NOTICE and unexpected MAP_CLOSE or A_CM_RELEASE in this procedure is identical to the handling in the Registration procedure in the MSC, see subclause 22.2.2 of the present document.

The activation procedure in the MSC is shown in figure 22.4.2/1.

Process ACTIVATE_SS_MSC

22.4.2_1(1)

Figure 22.4.2/1: Mobile initiated activation of supplementary service in the MSC

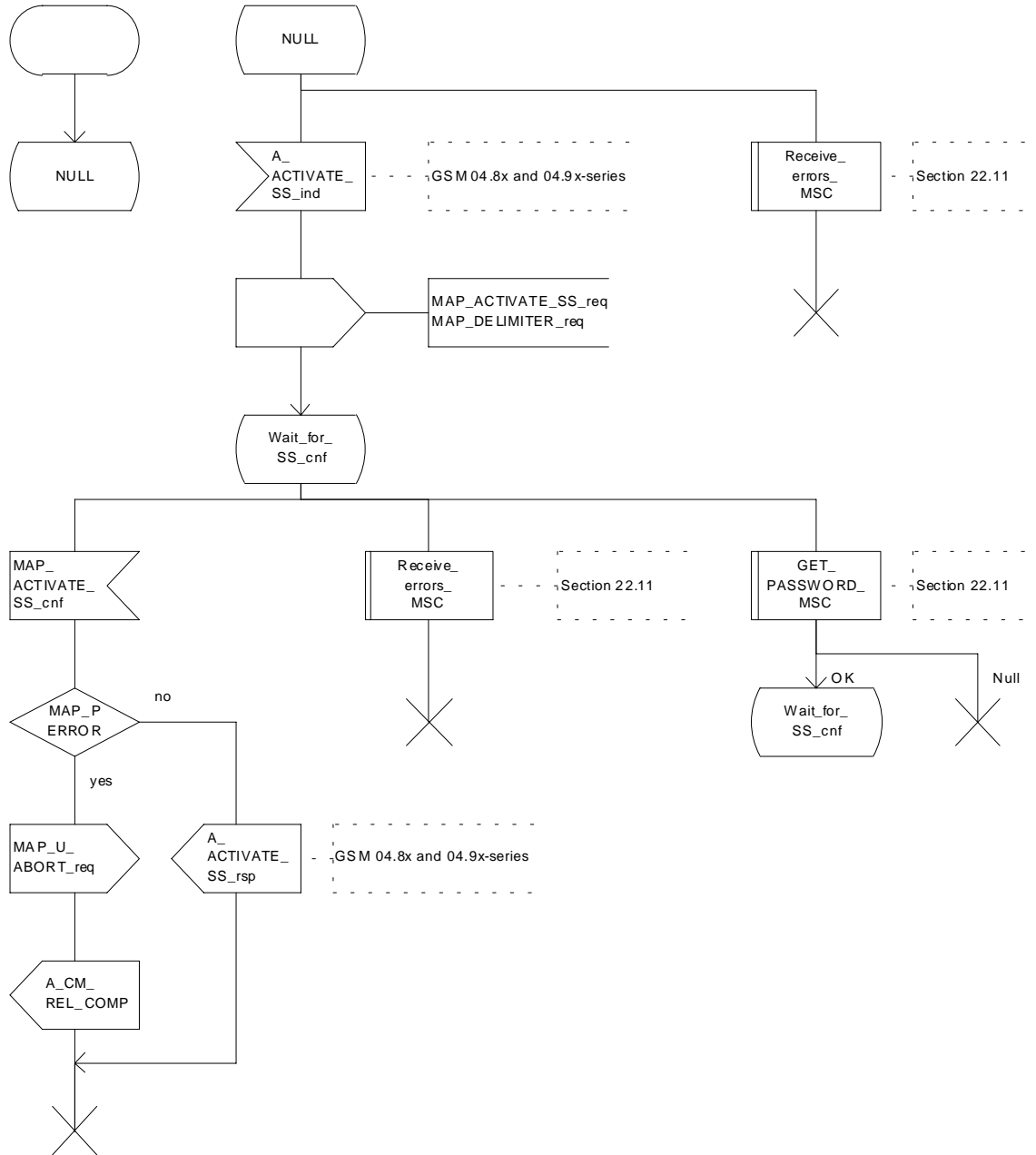


Figure 22.4.2/1: Procedure Activate_SS_MSC

22.4.3 Procedures in the VLR

Supplementary service activation

When receiving the MAP_ACTIVATE_SS indication, the MAP user in the VLR transfers the information to the HLR in the MAP_ACTIVATE_SS request without checking the contents of the service indication.

The VLR may then receive the MAP_GET_PASSWORD indication. This information is transferred to the MSC in the MAP_GET_PASSWORD request. If a MAP_GET_PASSWORD confirm primitive is received from the MSC, the VLR initiates the MAP_GET_PASSWORD response towards the HLR.

The VLR will receive the MAP_ACTIVATE_SS confirm from the HLR. The MAP user in the VLR shall transfer the information contained in this primitive to the MSC in the MAP_ACTIVATE_SS response without checking its contents.

For call independent SS operations, each message shall only contain a single component. Messages which contain more than one component will be stopped at the air interface (as specified in GSM 09.11).

Error handling

The handling of MAP_P_ABORT, MAP_U_ABORT, MAP_NOTICE and unexpected MAP_CLOSE in this procedure is identical to the handling in the Registration procedure in the VLR, see subclause 22.2.3 of the present document.

The activation procedure in the VLR is shown in figure 22.4.3/1.

Process ACTIVATE_SS_VLR

22.4.3_1.1(2)

Figure 22.4.3/1: Activation of supplementary service procedure in the VLR

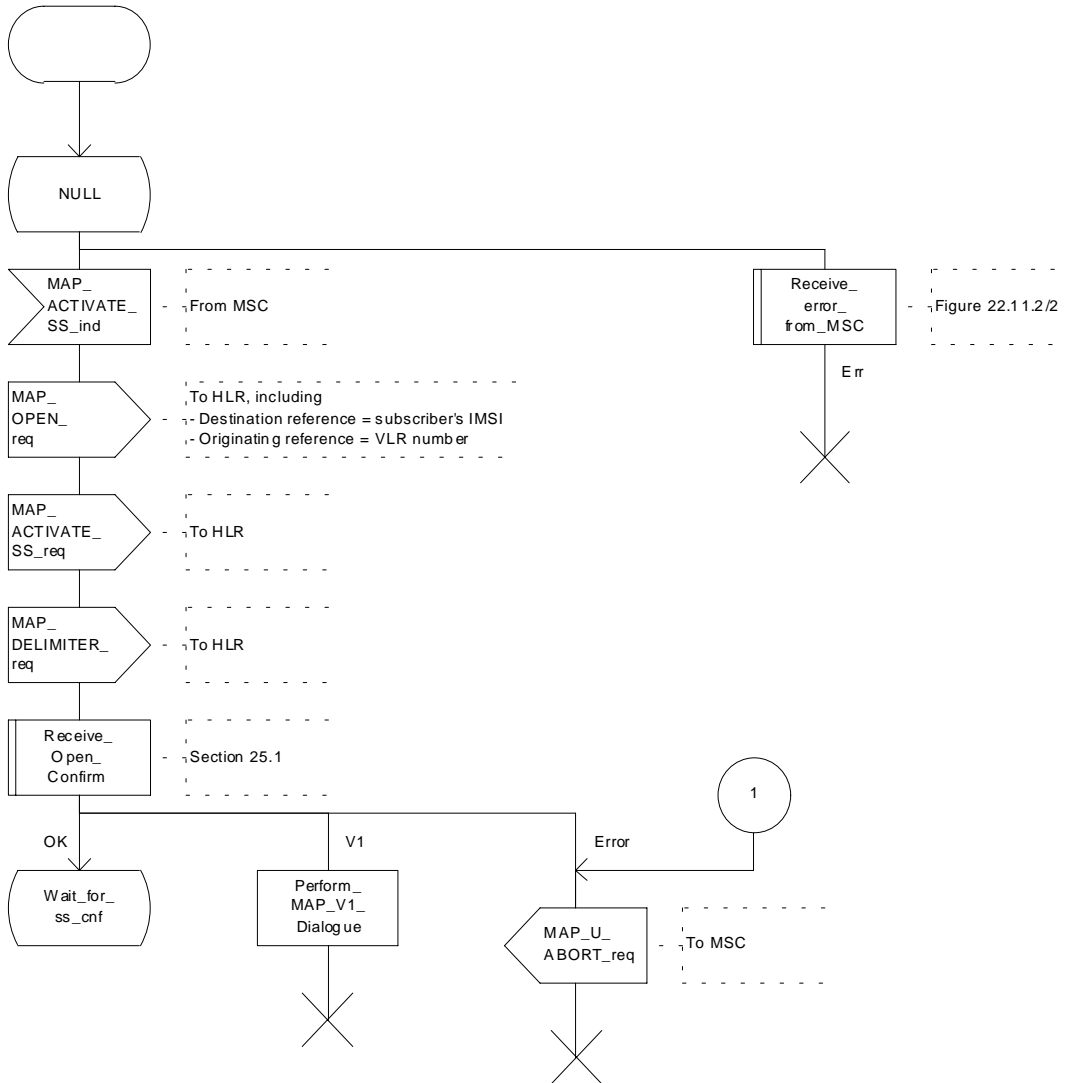


Figure 22.4.3/1 (sheet 1 of 2): Procedure Activate_SS_VLR

Process ACTIVATE_SS_VLR

22.4.3_1.2(2)

Figure 22.4.3/1: Activation of supplementary service procedure in the VLR

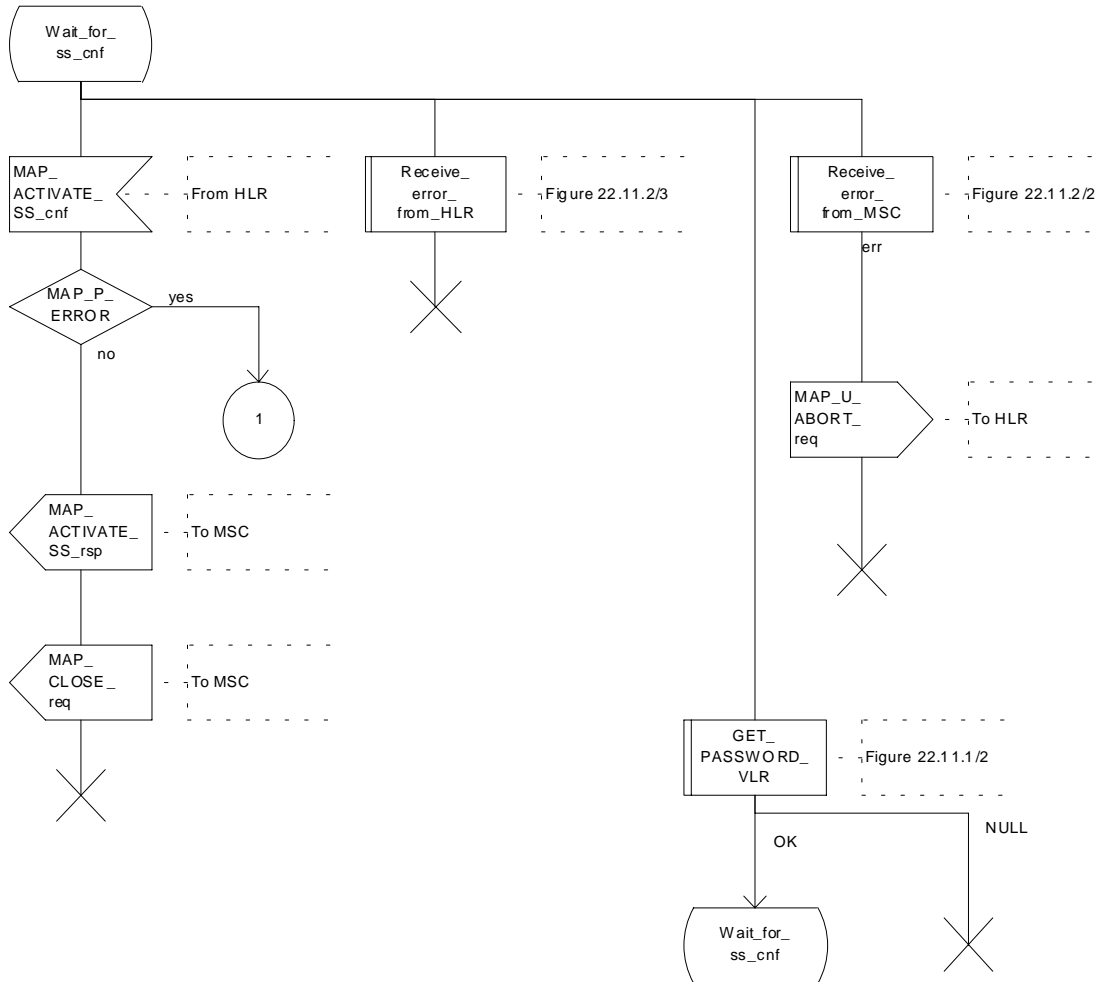


Figure 22.4.3/1 (sheet 2 of 2): Procedure SS_Activate_VLR

22.4.4 Procedures in the HLR

The procedure in the HLR is initiated when it receives a MAP_ACTIVATE_SS indication.

The HLR acts as follows:

- if the operator has barred the subscriber from access to supplementary services, the Call Barred error should be returned to the VLR. The parameter "operatorBarring" shall be included with the error.

The supplementary service request shall then be processed according to GSM 03.11 and the 03.8x and 03.9x-series of technical specifications. This handling may lead to either a successful result, a partially successful result, or an error being returned.

During the handling of activation, the get password procedure may be initiated (as specified in GSM 03.11). This will involve the sending of a MAP_GET_PASSWORD request to the VLR.

For call independent SS operations, each message shall only contain a single component. Messages which contain more than one component will be stopped at the air interface (as specified in GSM 09.11):

- if the VLR is to be updated after the supplementary service activation, the MAP_INSERT_SUBS_DATA_HLR process is initiated;
- handling of receipt of MAP_P_ABORT, MAP_U_ABORT or MAP_CLOSE indications from the VLR is identical to their handling in the registration procedure, see subclause 22.2.4 above.

The activation procedure in the HLR is shown in figure 22.4.4/1.

Process ACTIVATE_SS_HLR

22.4.4_1.1(2)

Figure 22.4.4/1: Activation of supplementary services procedure in HLR.

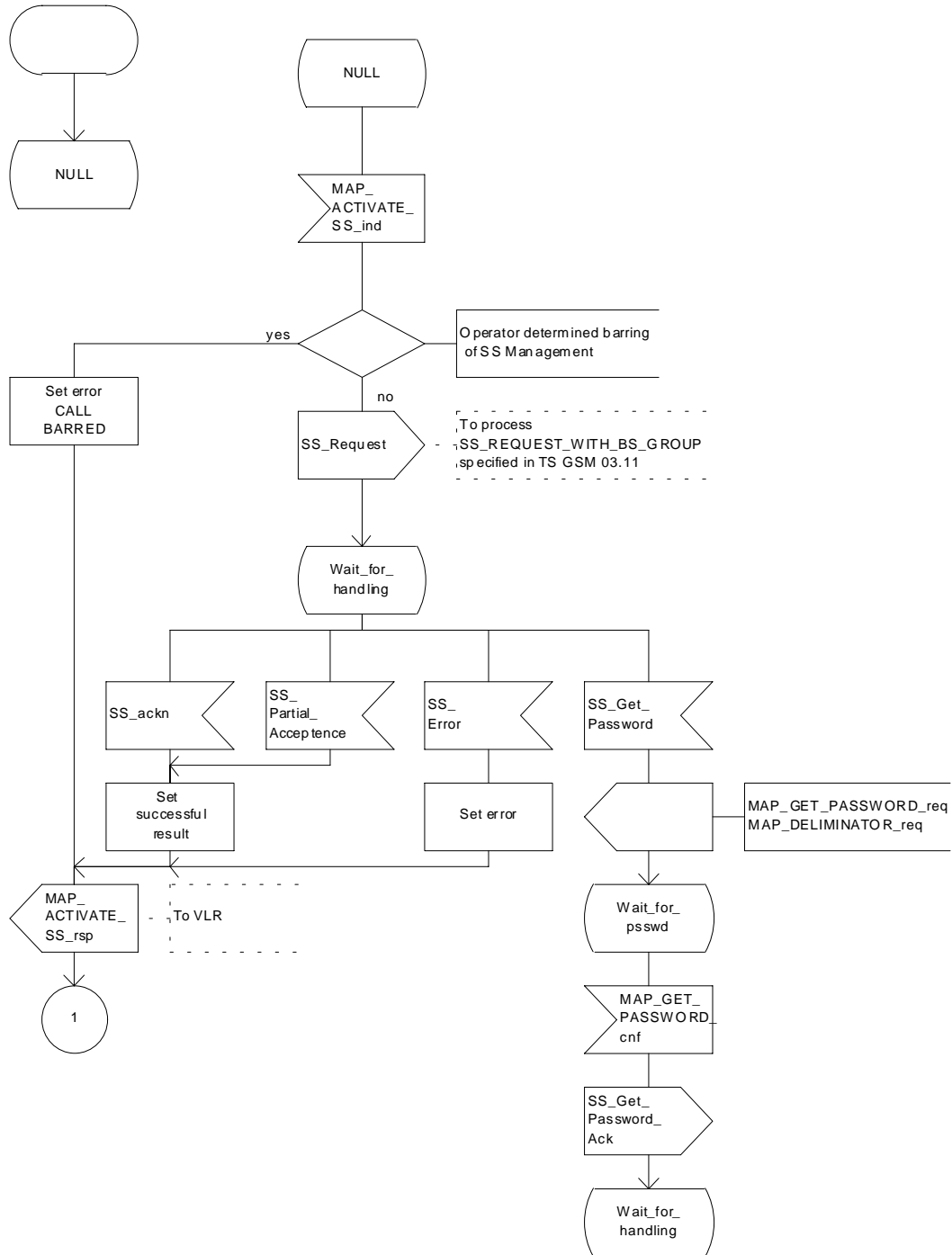


Figure 22.4.4/1 (sheet 1 of 2): Procedure Activate_SS_HLR

Process ACTIVATE_SS_HLR

22.4.4_1.2(2)

Figure 22.4.4/1: Activation of supplementary services procedure in HLR.

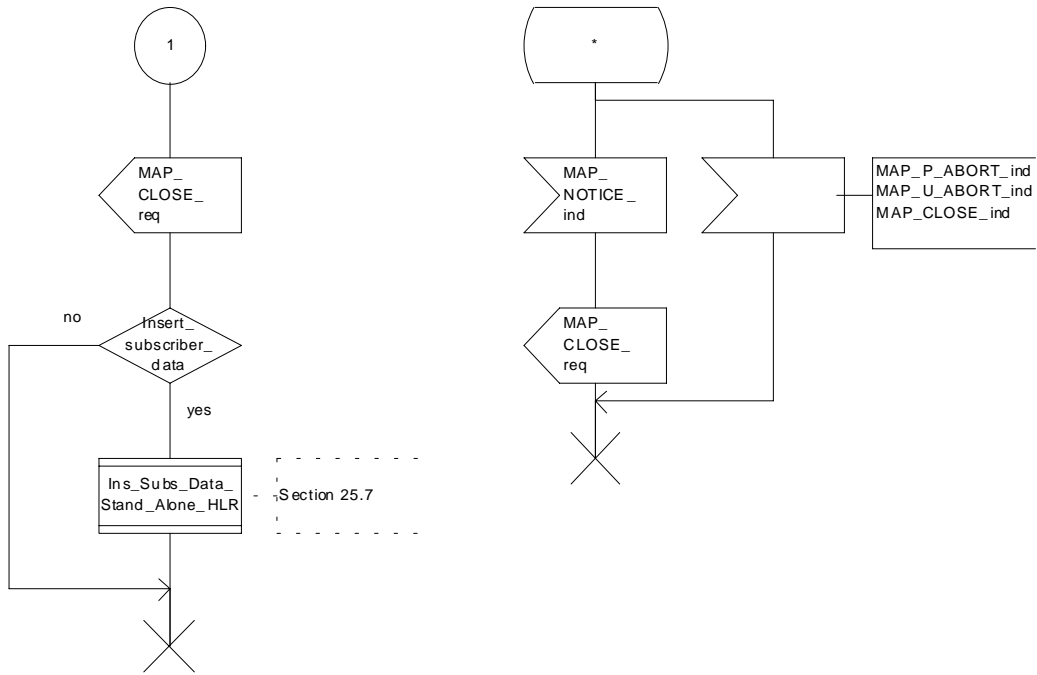


Figure 22.4.4/1 (sheet 2 of 2): Procedure Activate_SS_HLR

22.5 Deactivation procedure

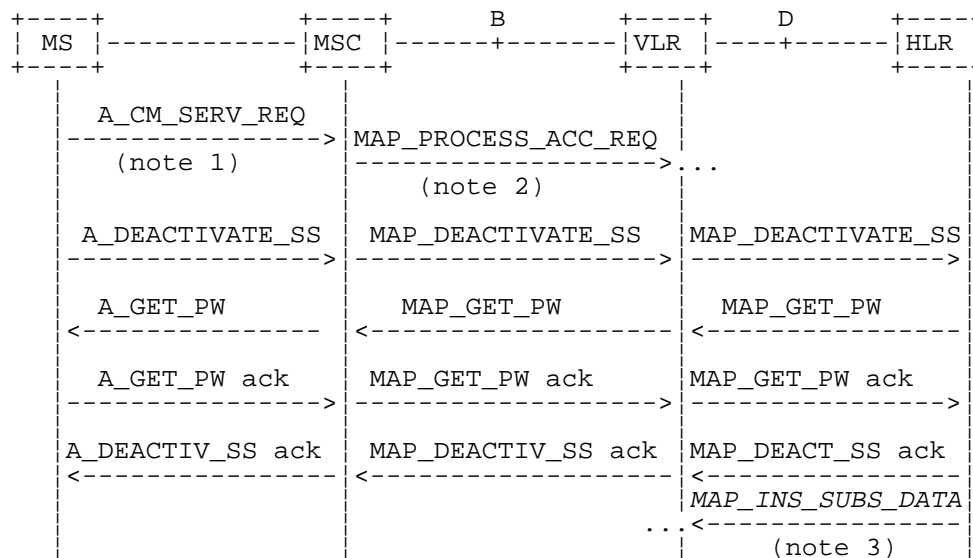
22.5.1 General

The deactivation procedure is used to deactivate a supplementary service in the HLR. The deactivation procedure is a fully transparent communication between the MS and the HLR, except that some services may be invoked as a result of the procedure, as described in the subclauses below.

The deactivation procedure is shown in figure 22.5.1/1.

The following services may be used:

- MAP_PROCESS_ACCESS_REQUEST (defined in clauses 8 and 25);
- MAP_TRACE_SUBSCRIBER_ACTIVITY (defined in clauses 9 and 25);
- MAP_PROVIDE_IMSI (defined in clauses 8 and 25);
- MAP_FORWARD_NEW_TMSI (defined in clauses 8 and 25);
- MAP_AUTHENTICATE (defined in clauses 8 and 25);
- MAP_SET_CIPHERING_MODE (defined in clauses 8 and 25);
- MAP_CHECK_IMEI (defined in clauses 8 and 25);
- MAP_READY_FOR_SM (defined in clauses 12 and 25);
- MAP_GET_PASSWORD (defined in clause 11);
- MAP_INSERT_SUBSCRIBER_DATA (defined in clauses 8 and 25);
- MAP_DEACTIVATE_SS (defined in clause 11).



NOTE 1: For details of the procedure on the radio path, see GSM 04.08, 04.10, 04.8x and 04.9x. Services shown in dotted lines indicate the trigger provided by the signalling on the radio path, and the signalling triggered on the radio path.

NOTE 2: For details on the Process Access Request procedure, please refer to clause 25 in the present document.

NOTE 3: Services printed in *italics* are optional.

Figure 22.5.1/1: Interfaces and services for supplementary service deactivation

22.5.2 Procedures in the MSC

The MSC procedures for deactivation are identical to those specified for activation in subclause 22.4.2. The text and diagrams in subclause 22.4.2 apply with all references to activation changed to deactivation.

22.5.3 Procedures in the VLR

The VLR procedures for deactivation are identical to those specified for activation in subclause 22.4.3. The text and diagrams in subclause 22.4.3 apply with all references to activation changed to deactivation.

22.5.4 Procedures in the HLR

The HLR procedures for deactivation are identical to those specified for activation in subclause 22.4.4. The text and diagrams in subclause 22.4.4 apply with all references to activation changed to deactivation.

22.6 Interrogation procedure

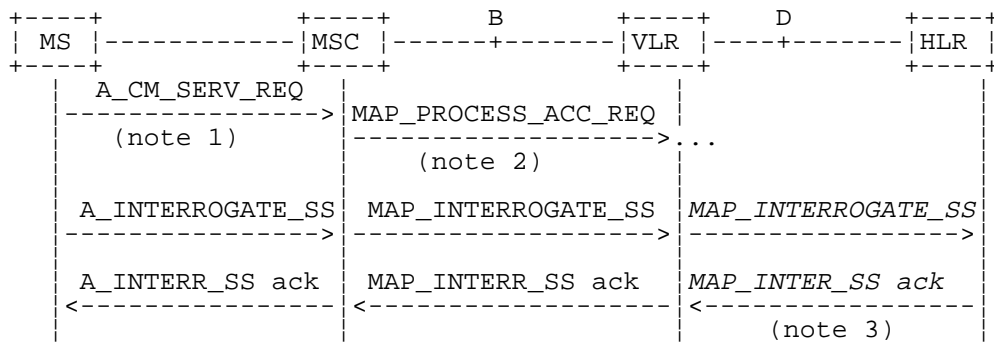
22.6.1 General

The interrogation procedure is used to retrieve information related to a supplementary service from the VLR or the HLR. It is the VLR which decides whether an interrogation request should be forwarded to the HLR or not. Some non-supplementary service related services may be invoked as a result of the procedure, as described in the subclauses below.

The interrogation procedure is shown in figure 22.6.1/1.

The following services may be used:

MAP_PROCESS_ACCESS_REQUEST	(defined in clauses 8 and 25);
MAP_TRACE_SUBSCRIBER_ACTIVITY	(defined in clauses 9 and 25);
MAP_PROVIDE_IMSI	(defined in clauses 8 and 25);
MAP_FORWARD_NEW_TMSI	(defined in clauses 8 and 25);
MAP_AUTHENTICATE	(defined in clauses 8 and 25);
MAP_SET_CIPHERING_MODE	(defined in clauses 8 and 25);
MAP_CHECK_IMEI	(defined in clauses 8 and 25);
MAP_READY_FOR_SM	(defined in clauses 12 and 25);
MAP_INTERROGATE_SS	(defined in clause 11).



NOTE 1: For details of the procedure on the radio path, see GSM 04.08, 04.10, 04.8x and 04.9x. Services shown in dotted lines indicate the trigger provided by the signalling on the radio path, and the signalling triggered on the radio path.

NOTE 2: For details on the Process Access Request procedure, please refer to clause 25 in the present document.

NOTE 3: Services printed in italics are optional.

Figure 22.6.1/1: Interfaces and services for supplementary service interrogation

22.6.2 Procedures in the MSC

The MSC procedures for interrogation are identical to those specified for registration in subclause 22.2.2. The text and diagrams in subclause 22.2.2 apply with all references to registration changed to interrogation.

22.6.3 Procedures in the VLR

Supplementary service interrogation

When receiving the *MAP_INTERROGATE_SS* indication, the MAP user acts as follows:

- if the operator has barred the subscriber from access to supplementary services, the error Call Barred is returned to the MSC. The parameter "operatorBarring" shall be included with the error.

The interrogation is either answered by the VLR or by the HLR, depending on the service interrogated.

a) Interrogation to be handled by the VLR

The supplementary service request shall then be processed according to GSM 03.11 and the 03.8x and 03.9x-series of technical specifications. This handling may lead to either a successful result, a partially successful result, or an error being returned.

For call independent SS operations, each message shall only contain a single component. Messages which contain more than one component will be stopped at the air interface (as specified in GSM 09.11).

b) Interrogation to be handled by HLR

If the interrogation is to be handled by the HLR, on receiving the MAP_INTERROGATE_SS indication, the MAP user in the VLR transfers the information to the HLR in the MAP_INTERROGATE_SS request without further checking the contents of the service indication.

The VLR will receive the MAP_INTERROGATE_SS confirm from the HLR. The MAP user in the VLR shall transfer the information contained in this primitive to the MSC in the MAP_INTERROGATE_SS response without checking its contents.

For call independent SS operations, each message shall only contain a single component. Messages which contain more than one component will be stopped at the air interface (as specified in GSM 09.11).

Error handling

Handling of MAP_P_ABORT, MAP_U_ABORT, MAP_NOTICE and unexpected MAP_CLOSE in this procedure is identical to the handling in the Registration procedure in the VLR, subclause 22.2.3. The Interrogation procedure is described in figure 22.6.3/1.

Process INTERROGATE_SS_VLR

22.6.3_1.1(3)

Figure 22.6.3/1: Interrogation of supplementary service procedure in VLR

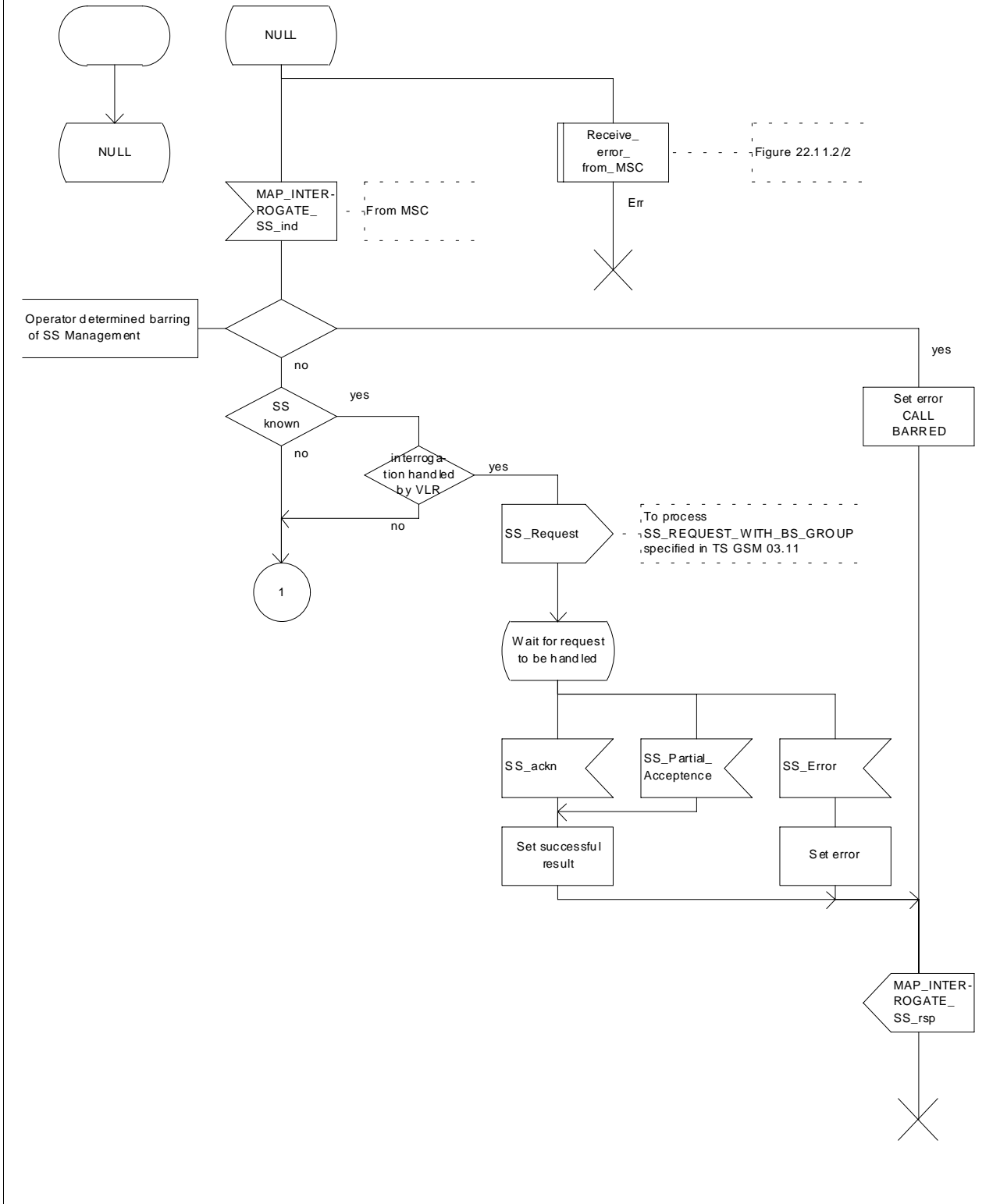


Figure 22.6.3/1 (sheet 1 of 3): Procedure Interrogate_SS_VLR

Process INTERROGATE_SS_VLR

22.6.3_1.2(3)

Figure 22.6.3/1: Interrogation of supplementary service procedure in VLR

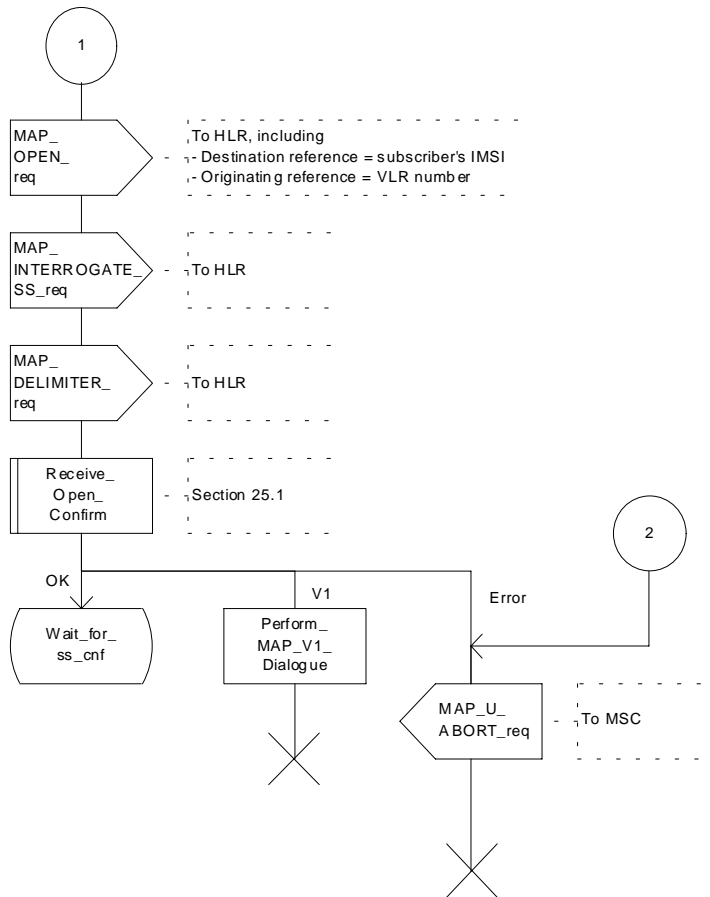


Figure 22.6.3/1 (sheet 2 of 3): Procedure Interrogate_SS_VLR

Process INTERROGATE_SS_VLR

22.6.3_1.3(3)

Figure 22.6.3/1: Interrogation of supplementary service procedure in VLR

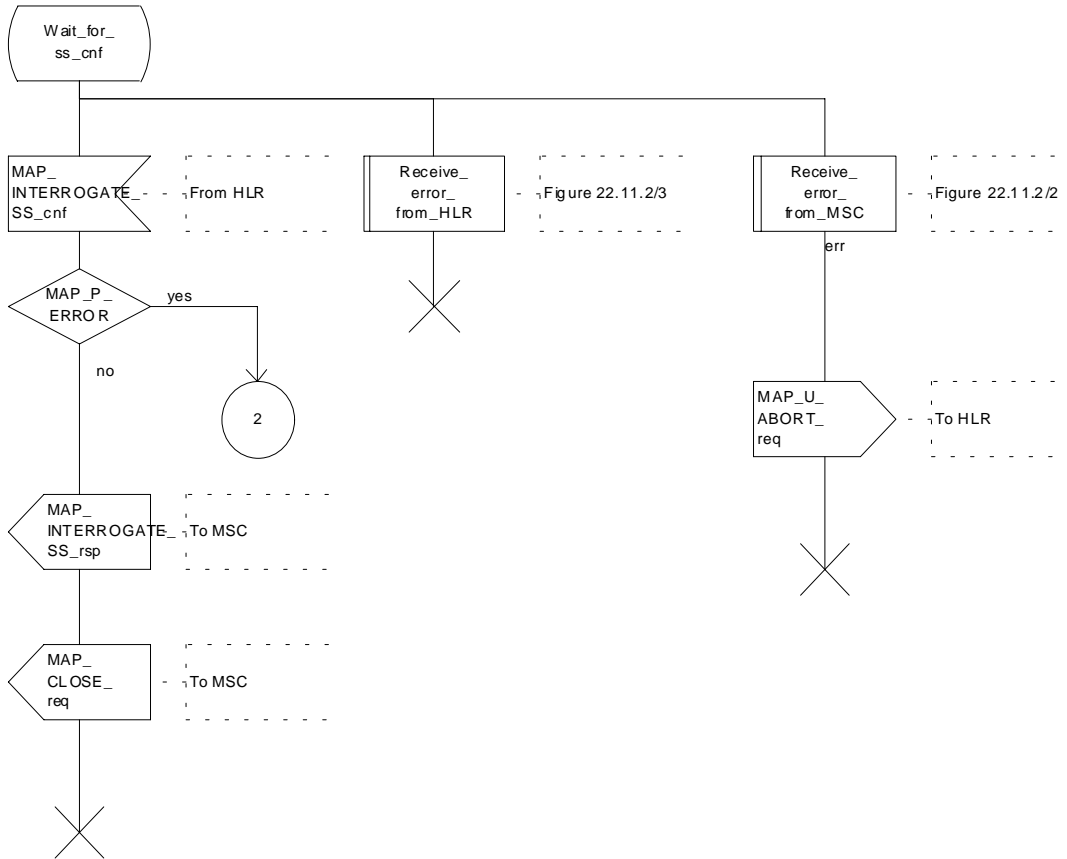


Figure 22.6.3/1 (sheet 3 of 3): Procedure Interrogate_SS_VLR

22.6.4 Procedures in the HLR

When receiving the MAP_INTERROGATE_SS indication, the MAP user acts as follows:

- if the operator has barred the subscriber from access to supplementary services, the error Call Barred is returned to the MSC. The parameter "operatorBarring" shall be included with the error;
- if the supplementary service is not supported in the HLR, the error Unexpected Data Value is returned to the VLR.

The interrogation is either answered by the VLR or by the HLR, depending on the service interrogated.

a) Interrogation to be handled by the VLR

If the interrogation procedure should have been answered by the VLR, then the HLR assumes that the VLR does not support the interrogated supplementary service, and returns the SS Not Available error to the VLR.

b) Interrogation to be handled by HLR

The supplementary service request shall be processed according to GSM 03.11 and the 03.8x and 03.9x-series of technical specifications. This handling may lead to either a successful result or an error being returned.

For call independent SS operations, each message shall only contain a single component.

Error handling

Handling of MAP_P_ABORT, MAP_U_ABORT, MAP_NOTICE and unexpected MAP_CLOSE in this procedure is identical to the handling in the Registration procedure in the VLR, subclause 22.2.3. The Interrogation procedure is described in figure 22.6.4/1.

Process INTERROGATE_SS_HLR

22.6.4_1(1)

Figure 22.6.4/1: Interrogation of supplementary services procedure in HLR

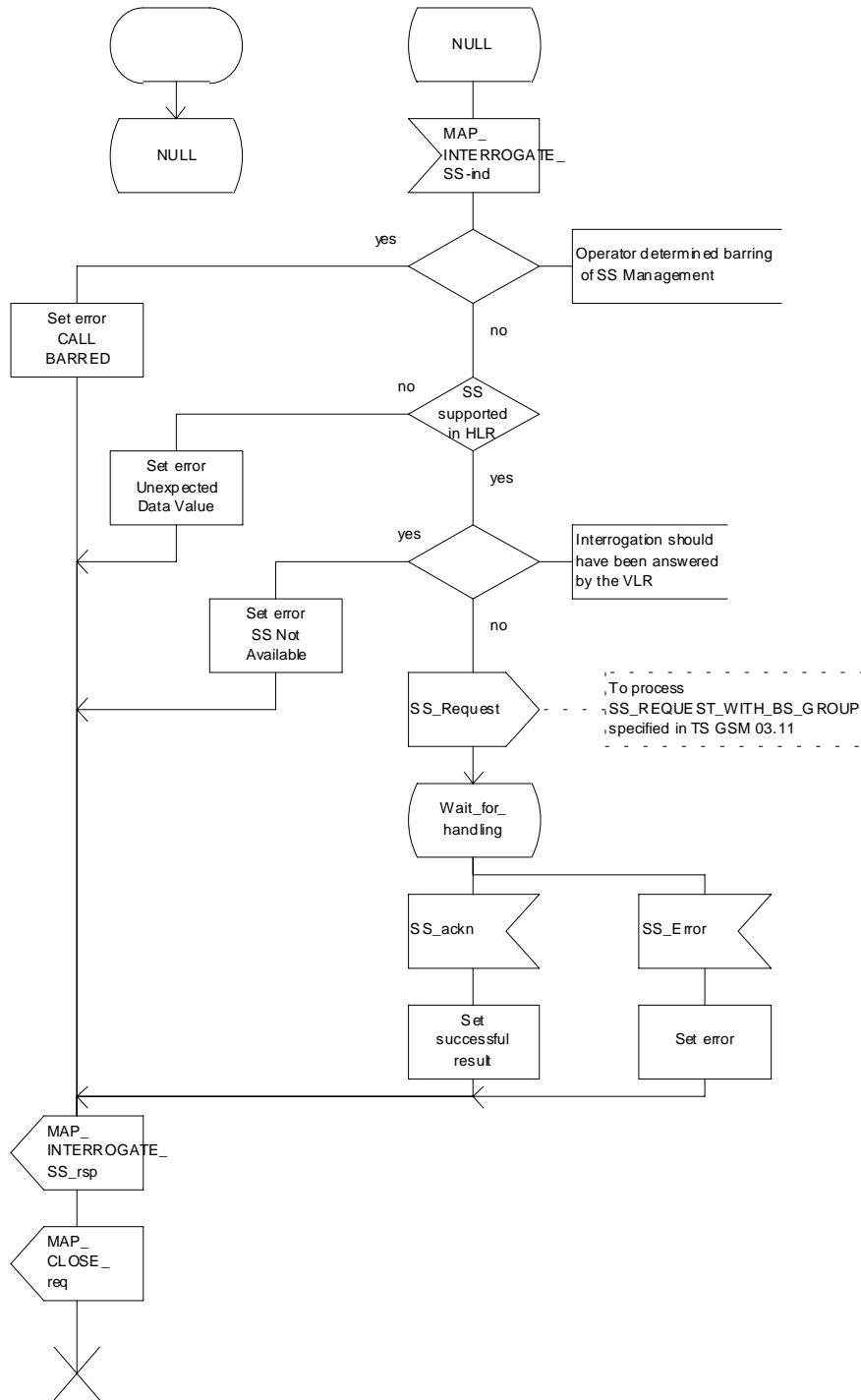


Figure 22.6.4/1: Procedure Interrogate_SS_HLR

22.7 Invocation procedure

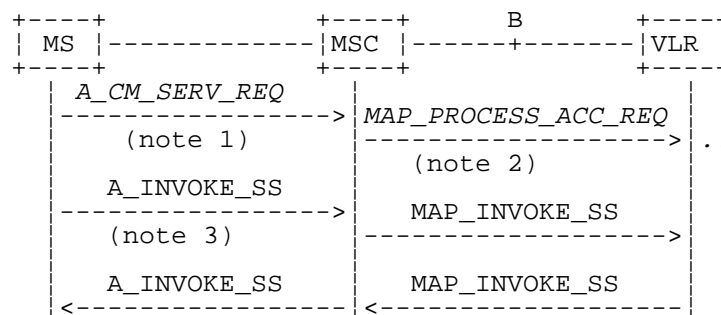
22.7.1 General

The invocation procedure is used to check subscription data in the VLR for certain supplementary services which are invoked after the call set-up phase is finished. For invocation of supplementary services which are invoked during the call set-up phase, please refer to the Call Handling procedure descriptions.

The invocation procedure is shown in figure 22.7.1/1. Note that some optional services may be invoked in connection with this procedure, as described in the subclause below.

The following services are used:

MAP_PROCESS_ACCESS_REQUEST	(defined in clauses 8 and 25);
MAP_TRACE_SUBSCRIBER_ACTIVITY	(defined in clauses 9 and 25);
MAP_PROVIDE_IMSI	(defined in clauses 8 and 25);
MAP_FORWARD_NEW_TMSI	(defined in clauses 8 and 25);
MAP_AUTHENTICATE	(defined in clauses 8 and 25);
MAP_SET_CIPHERING_MODE	(defined in clauses 8 and 25);
MAP_CHECK_IMEI	(defined in clauses 8 and 25);
MAP_READY_FOR_SM	(defined in clauses 12 and 25);
MAP_INVOKE_SS	(defined in clause 11).



NOTE 1: For details of the procedure on the radio path, see GSM 04.08, 04.10, 04.8x and 04.9x. Services shown in dotted lines indicate the trigger provided by the signalling on the radio path, and the signalling triggered on the radio path.

NOTE 2: For details on the Process Access Request procedure, please refer to clause 25 in the present document.

NOTE 3: A_INVOKESS is a generic message to illustrate any supplementary service invocation request message on the air interface, e.g. BuildMPTY, see GSM 04.80.

Figure 22.7.1/1: Interfaces and services for supplementary service invocation

22.7.2 Procedures in the MSC

Process access request

Before the Call Hold or Multi-Party supplementary services can be invoked, a CC connection must be established between the MS and the MSC as described in GSM 04.08 and the Call Handling procedure descriptions within the present document.

When an A_INVOKE_SS request message arrives at the MSC during a call (as described in GSM 04.10, 04.8x and 04.9x-series of technical specifications), then if control of subscription to the invoked supplementary service is

required, the MSC initiates the process access request procedure towards the VLR as described in clause 25 of the present document.

Supplementary service invocation

If the Process Access Request procedure towards the VLR is successful, the MSC shall forward a MAP_INVOKE_SS service request towards the VLR. This request shall contain the SS-Code of the supplementary service to be invoked, and possibly the Basic service code. Mapping from the A_INVOKE_SS to this service request is described in GSM 09.11.

The MSC will receive a MAP_INVOKE_SS confirm from the VLR. If the outcome of the service is successful (i.e. the service confirm is empty), the MSC will invoke the requested supplementary service as described in GSM 02.8x-series, 03.8x and 03.9x-series of technical specifications. If the outcome of the service is unsuccessful, the MSC shall send an appropriate A_INVOKE_SS response towards the MS. The structure of this message is described in GSM 09.11 and 04.8x and 04.9x-series of technical specifications.

Error handling

If at any time during this procedure a MAP_P_ABORT, MAP_U_ABORT, MAP_NOTICE or MAP_CLOSE indication concerning the process is received from the VLR, the process is terminated. If a MAP_NOTICE indication was received from the VLR, the VLR dialogue must also be aborted by sending a MAP_U_ABORT request indicating Procedure error towards the VLR. Possible signalling to the MS is described in GSM 04.10.

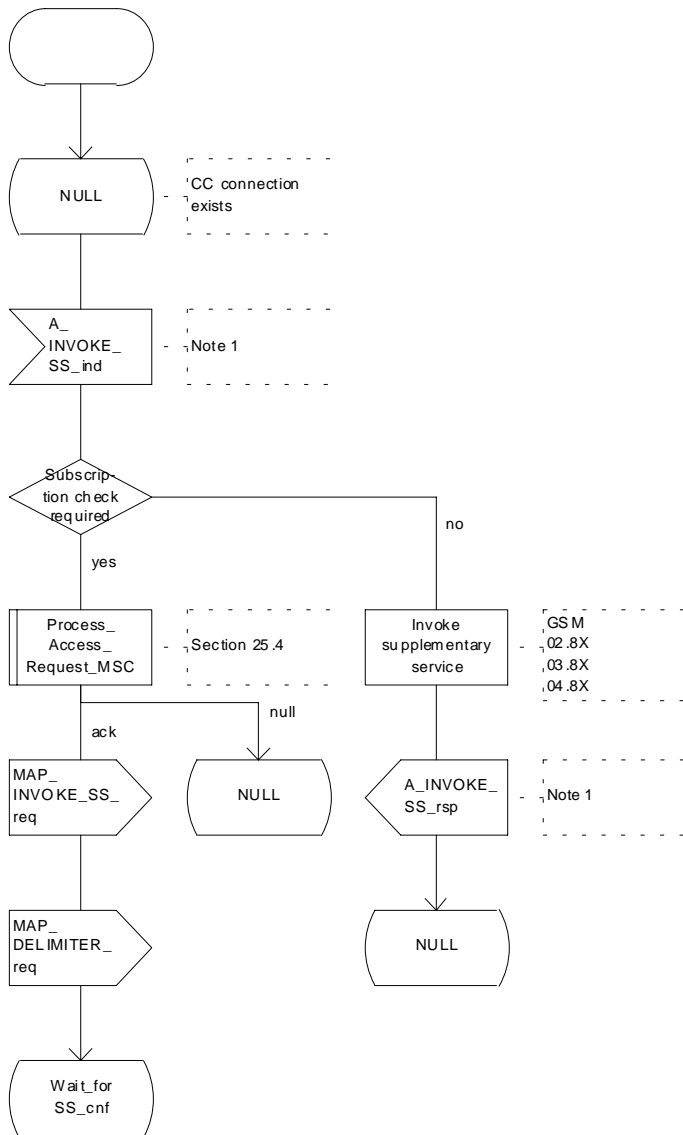
If an A_CM_RELEASE indication is received from the MS, all open transactions are released using the MAP_U_ABORT request indicating application procedure cancellation; the process terminates.

The invocation procedure in the MSC is shown in figure 22.7.2/1.

Process INVOKE_SS_MSC

22.7.2_1.1(2)

Figure 22.7.2/1: Mobile initiated invocation of supplementary service procedure in the MSC



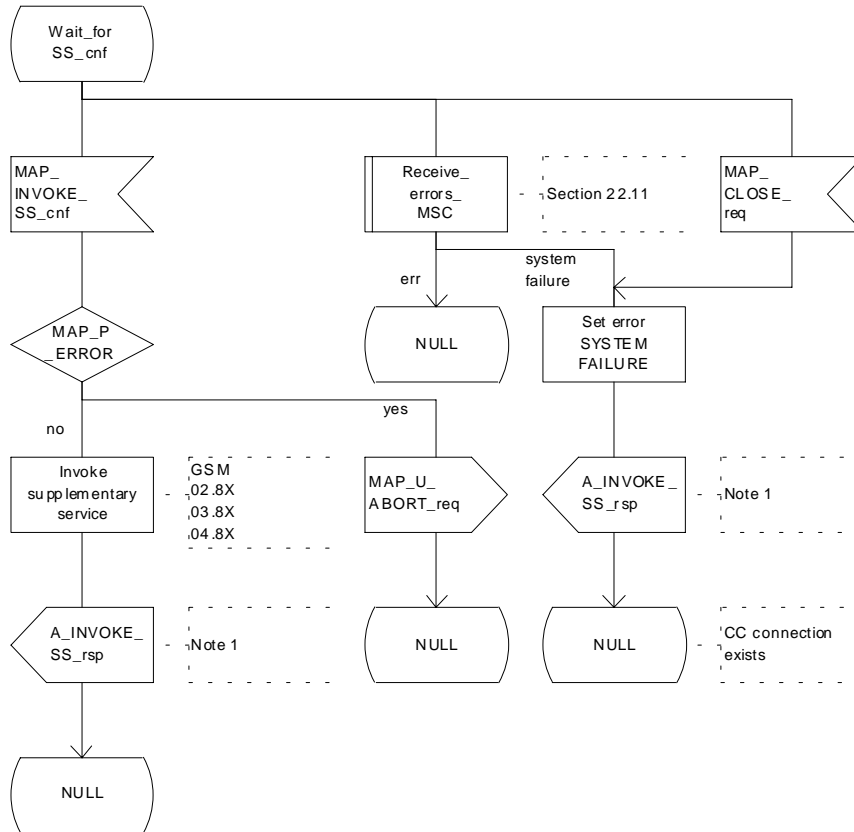
Note 1: Fictitious signal to indicate receipt/sending of SS invocation in voke component on the air interface (eg. BuildMPTY). Described in GSM 04.8X and 09.11.

Figure 22.7.2/1 (sheet 1 of 2): Procedure Invoke_SS_MSC

Process INVOKE_SS_MSC

22.7.2_1.2(2)

Figure 22.7.2/1: Mobile initiated invocation of supplementary service procedure in the MSC



Note 1: Fictitious signal to indicate receipt/ sending of SS invocation invoke component on the air interface, (eg. BuildMPTY). Described in GSM 04.08X and 09.11.

Figure 22.7.2/1 (sheet 2 of 2): Procedure Invoke_SS_MSC

22.7.3 Procedures in the VLR

Process Access Request

When receiving the MAP_PROCESS_ACCESS_REQUEST indication, the VLR acts as described in clause 25 of the present document.

Supplementary service invocation

When receiving the MAP_INVOKE_SS indication, the MAP user acts as follows:

- if the operator has barred the subscriber from access to supplementary services, the error "Call Barred" is returned to the MSC. The parameter "operatorBarring" shall be included with the error;
- if any irrelevant information elements (according to the service description) or invalid information element values are present in the service request, then the unexpected data value error is returned to the MSC in the MAP_INVOKE_SS response;
- if the VLR does not support the invoked supplementary service then the VLR shall respond with the SS Not Available error;
- if the requested supplementary service cannot be invoked by subscriber actions, then the VLR shall respond with the Illegal SS Operation error;
- if the subscriber is not provided with (i.e. subscribed to) the requested supplementary service, then the SS error status error (possibly including the SS-Status as parameter) is returned to the MSC in the MAP_INVOKE_SS response.

If all checks are passed the VLR returns an empty MAP_INVOKE_SS response to the MSC, thus indicating that the invocation request was accepted.

If at any time during this procedure a MAP_P_ABORT, MAP_U_ABORT, MAP_NOTICE or unexpected MAP_CLOSE indication concerning the process is received from the MSC, the process terminates. If a MAP_NOTICE indication was received from the MSC, that dialogue must be aborted by sending a MAP_U_ABORT request indicating Procedure error towards the MSC. The process terminates.

The invocation procedure in the VLR is shown in figure 22.7.3/1.

Process INVOKE_SS_VLR

22.7.3_1(1)

Figure 22.7.3/1: Invocation of supplementary service procedure in VLR

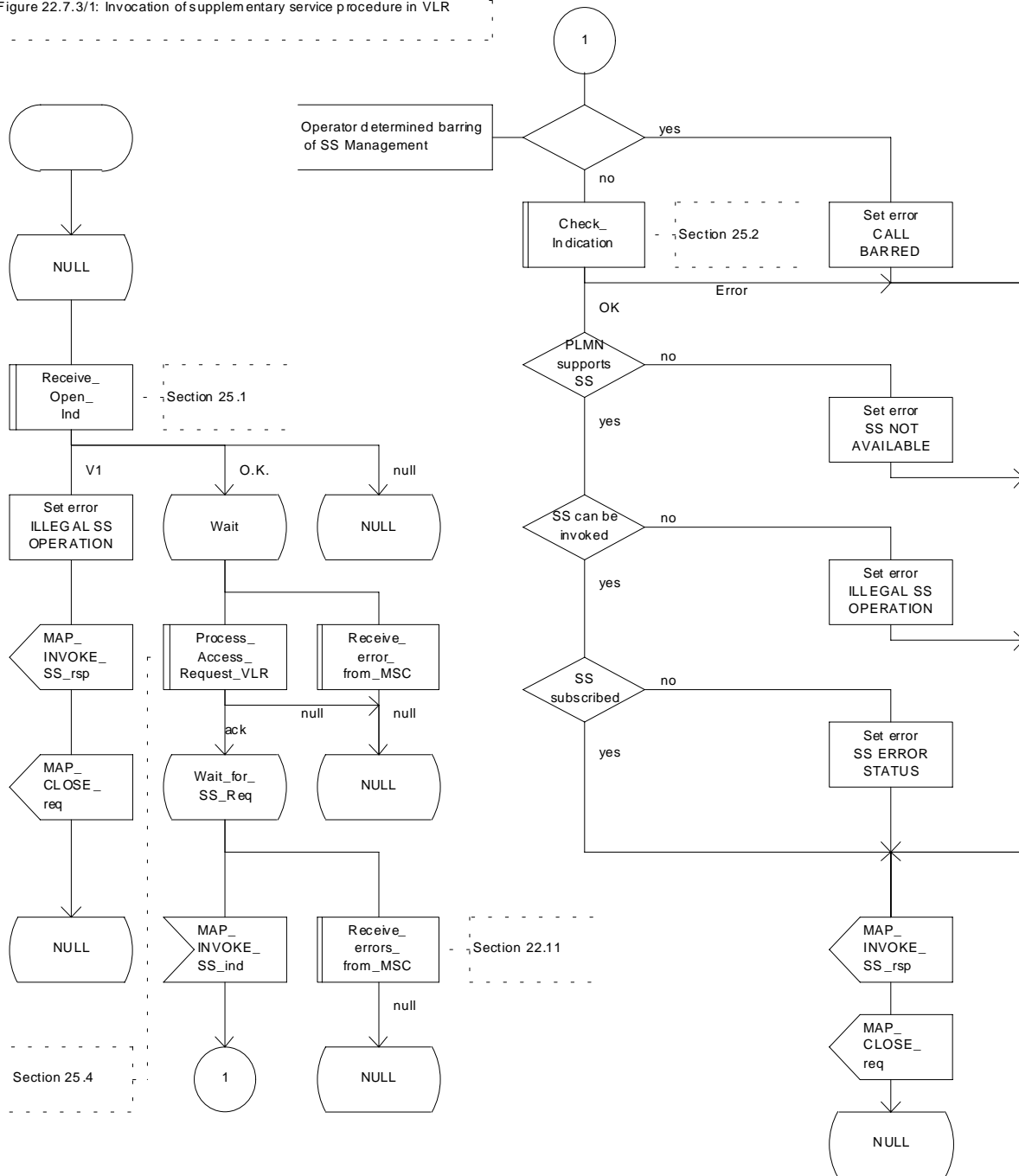


Figure 22.7.3/1: Procedure Invoke_SS_VLR

22.8 Password registration procedure

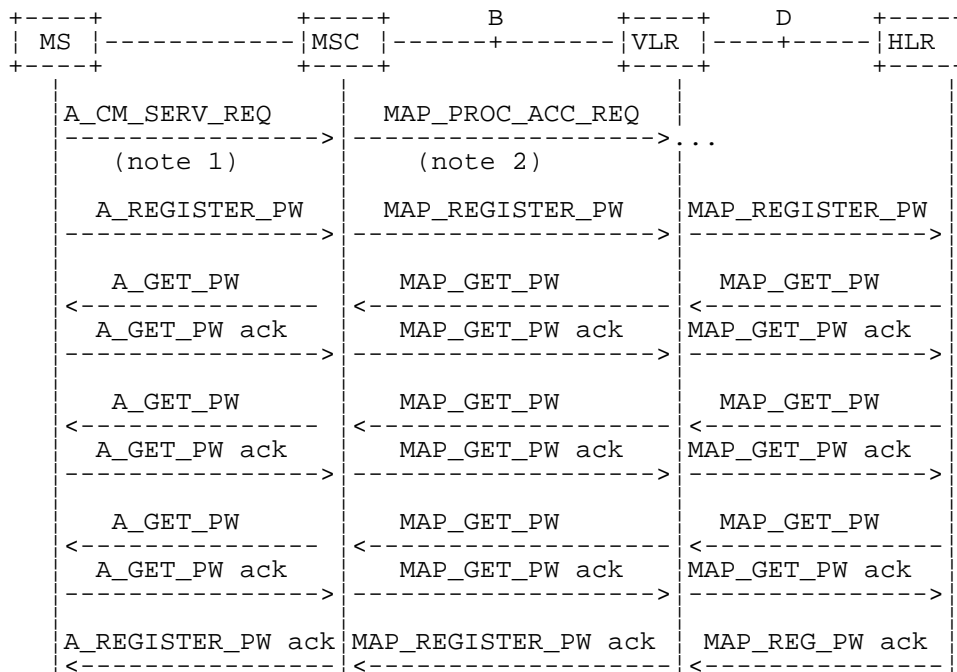
22.8.1 General

The password registration procedure is used to register a password in the HLR. The password registration procedure is a fully transparent communication between the MS and the HLR, except that some services may be invoked as a result of the procedure, as described below.

The password registration procedure is shown in figure 22.8.1/1.

The following services may be used:

- MAP_PROCESS_ACCESS_REQUEST (defined in clauses 8 and 25);
- MAP_TRACE_SUBSCRIBER_ACTIVITY (defined in clauses 9 and 25);
- MAP_PROVIDE_IMSI (defined in clauses 8 and 25);
- MAP_FORWARD_NEW_TMSI (defined in clauses 8 and 25);
- MAP_AUTHENTICATE (defined in clauses 8 and 25);
- MAP_SET_CIPHERING_MODE (defined in clauses 8 and 25);
- MAP_CHECK_IMEI (defined in clauses 8 and 25);
- MAP_READY_FOR_SM (defined in clauses 12 and 25);
- MAP_GET_PASSWORD (defined in clause 11).



NOTE 1: For details of the procedure on the radio path, see GSM 04.08, 04.10, 04.8x and 04.9x. Services shown in dotted lines are triggers/ triggered signalling on the radio path.

NOTE 2: For details on the Process Access Request procedure, please refer to clause 25 in the present document.

NOTE 3: Use of each of the three MAP_GET_PASSWORD operations is described in subclause 22.8.4.

Figure 22.8.1/1: Interfaces and services for supplementary service password registration

22.8.2 Procedures in the MSC

The password registration procedure in the MSC is identical to that for activation specified in subclause 22.4.2. All the text and diagrams in subclause 22.4.2 apply with all references to activation changed to password registration.

22.8.3 Procedures in the VLR

The password registration procedure in the VLR is identical to that for activation specified in subclause 22.4.3. All the text and diagrams in subclause 22.4.3 apply with all references to activation changed to password registration.

22.8.4 Procedures in the HLR

The procedure in the HLR is initiated when it receives a MAP_REGISTER_PASSWORD indication.

The HLR acts as follows:

- if the operator has barred the subscriber for access to supplementary services, the Call Barred error is returned to the VLR. The parameter "operatorBarring" shall be included with the error;
- if any irrelevant information elements (according to the service description) or invalid information element values are present, then the unexpected data value error is returned to the VLR in the response. This error should thus be returned if the SS-Code provided by the mobile subscriber is not allocated.

The HLR shall then process the MAP_REGISTER_PASSWORD indication as specified in GSM 03.11. During the handling of password registration, the password procedure will be initiated (as specified in GSM 03.11) This will involve the sending of MAP_GET_PASSWORD requests to the VLR.

- Handling of receipt of MAP_P_ABORT, MAP_U_ABORT or MAP_CLOSE indications from the VLR is identical to their handling in the registration procedure, see subclause 22.2.4 above.

The password registration procedure in the HLR is shown in figure 22.8.4/1.

Process REGISTER_PASSWORD_HLR

22.8.4_1.1(2)

Figure 22.8.4/1: Registration of supplementary service password procedure in HLR

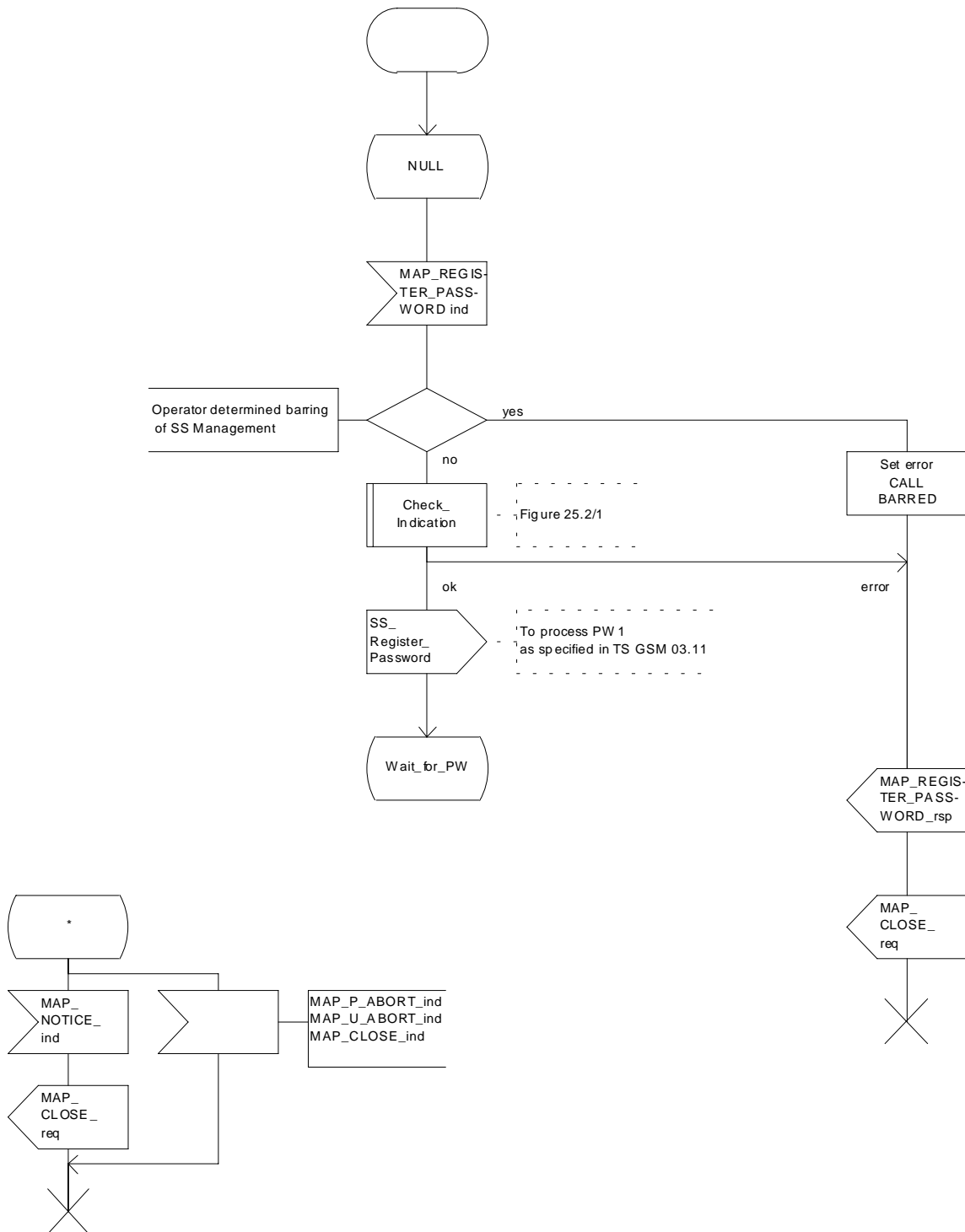


Figure 22.8.4/1 (sheet 1 of 2): Procedure Register_PW_HLR

Process REGISTER_PASSWORD_HLR

22.8.4_1.2(2)

Figure 22.8.4/1: Registration of supplementary service password procedure in HLR

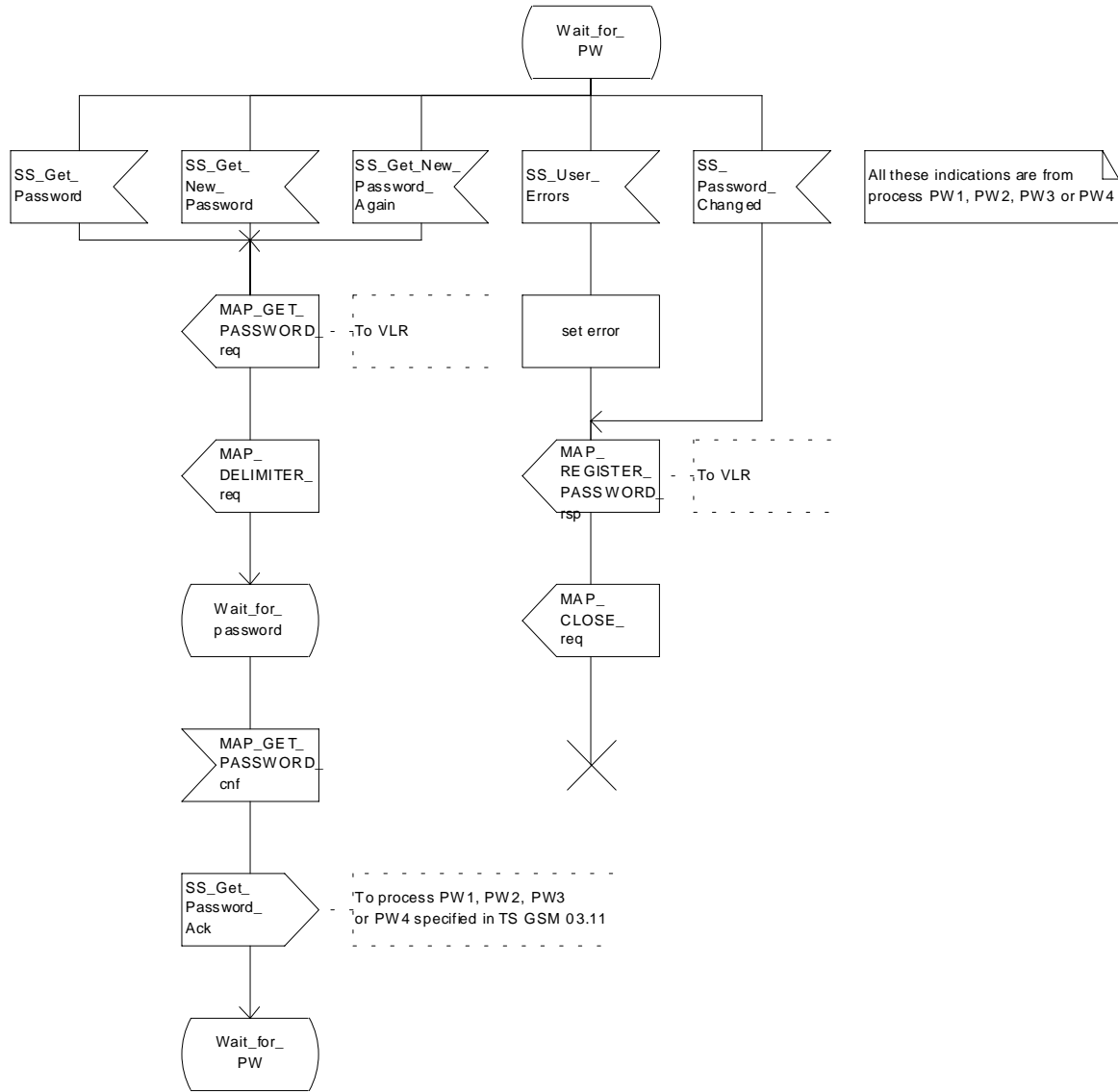


Figure 22.8.4/1 (sheet 2 of 2): Procedure Register_PW_HLR

22.9 Mobile Initiated USSD procedure

22.9.1 General

The procedure supports supplementary service signalling procedures which can allow PLMN specific services to be introduced.

The message flow for the procedure can be found in GSM 03.90.

The following services may be used:

MAP_PROCESS_ACCESS_REQUEST	(defined in clauses 8 and 25);
MAP_TRACE_SUBSCRIBER_ACTIVITY	(defined in clauses 9 and 25);
MAP_PROVIDE_IMSI	(defined in clauses 8 and 25);
MAP_FORWARD_NEW_TMSI	(defined in clauses 8 and 25);
MAP_AUTHENTICATE	(defined in clauses 8 and 25);
MAP_SET_CIPHERING_MODE	(defined in clauses 8 and 25);
MAP_CHECK_IMEI	(defined in clauses 8 and 25);
MAP_READY_FOR_SM	(defined in clauses 12 and 25);
MAP_UNSTRUCTURED_SS_REQUEST	(defined in clause 11);
MAP_UNSTRUCTURED_SS_NOTIFY	(defined in clause 11).

The following service is certainly used:

MAP_PROCESS_UNSTRUCTURED_SS_REQUEST (defined in clause 11).

22.9.2 Procedures in the MSC

Before the Process Unstructured SS Request service can be invoked, a call independent CM connection must be created between the MS and the MSC.

Once a CM-connection is established, the MSC may handle the A_PROCESS_UNSTRUCTURED_SS_REQUEST from the MS. This message contains information input by the user, the message may be fed to an application contained locally in the MSC or to the VLR. The rules for determining this are specified in GSM 03.90.

1) Message Destined for VLR

If the message is destined for the VLR then the MSC shall transfer the message to the VLR using the mapping specified in detail in GSM 09.11.

The MSC may subsequently receive one or more MAP_UNSTRUCTURED_SS_REQUEST or MAP_UNSTRUCTURED_SS_NOTIFY indications from the VLR. These shall be sent transparently to the MS. When a confirmation is received from the MS this shall be returned to the VLR.

When the MSC receives a MAP_PROCESS_UNSTRUCTURED_SS_REQUEST confirmation from the VLR then it shall pass this to the MS and initiate release of the CM connection.

2) Message Destined for Local Application

If the message is destined for the local USSD application then the MSC shall transfer the message to the application.

The MSC may subsequently receive one or more requests from the application which correspond to the MAP_UNSTRUCTURED_SS_REQUEST or MAP_UNSTRUCTURED_SS_NOTIFY indications. These shall be sent transparently to the MS. When a confirmation is received from the MS this shall be returned to the application.

When the MSC receives the result of the original operation from the application then it shall pass this to the MS and initiate release of the CM connection.

Error Handling

Both the MS and the VLR or USSD Application may initiate release of the CM-connection at any time. This is handled as shown in the diagrams.

The procedure in the MSC is shown in figure 22.9.2/1.

Process MS_INIT_USSD_MSC

22.9.2_1.1(2)

Figure 22.9.2/1: Handling of mobile initiated USSD at MSC

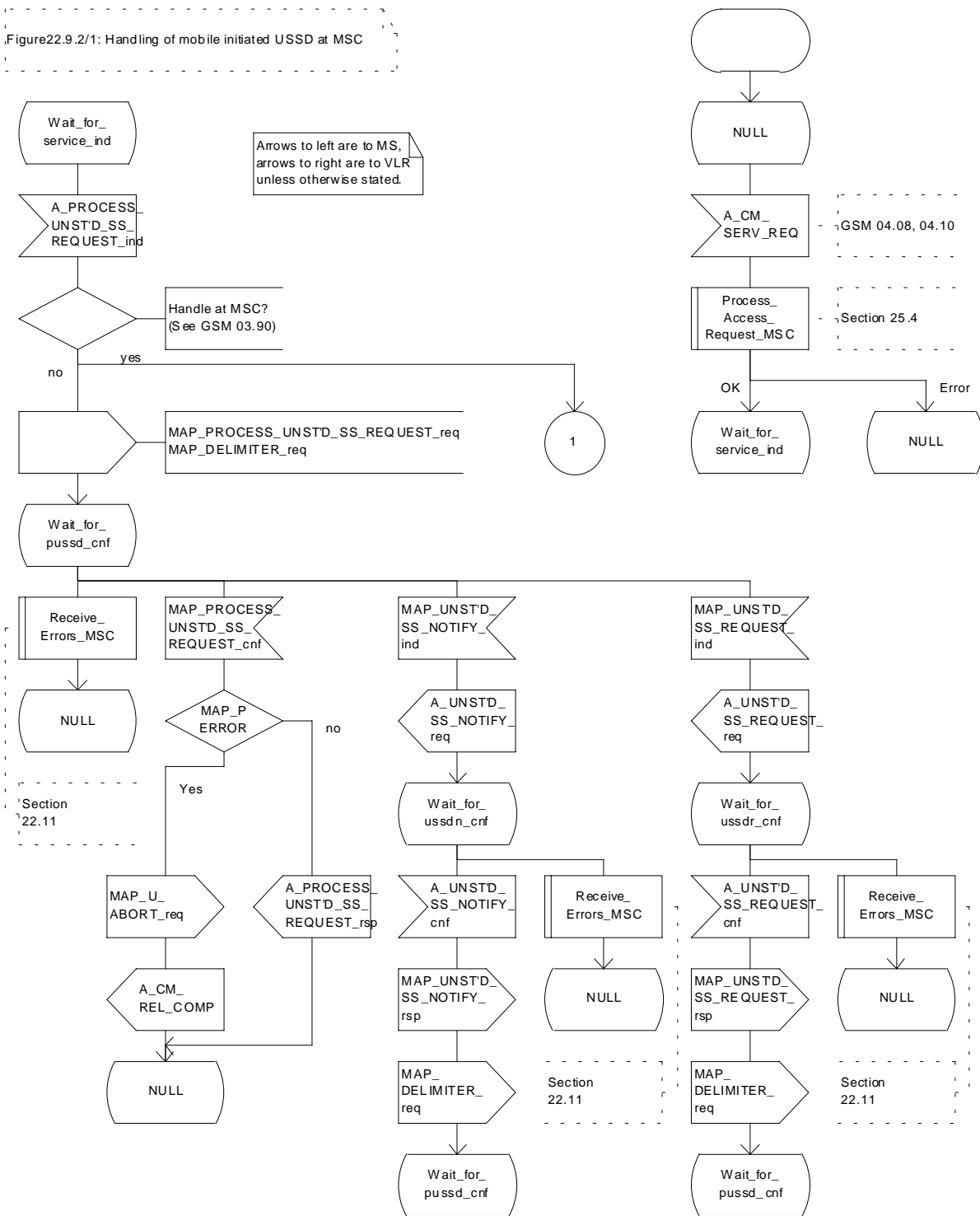


Figure 22.9.2/1 (sheet 1 of 2): Procedure MI_USSD_MSC

Process MS_INIT_USSD_MSC

22.9.2_1.2(2)

Figure 22.9.2/1: Handling of mobile initiated USSD at MSC

Arrows to left are to MS, arrows to right are to USSD application unless otherwise stated.

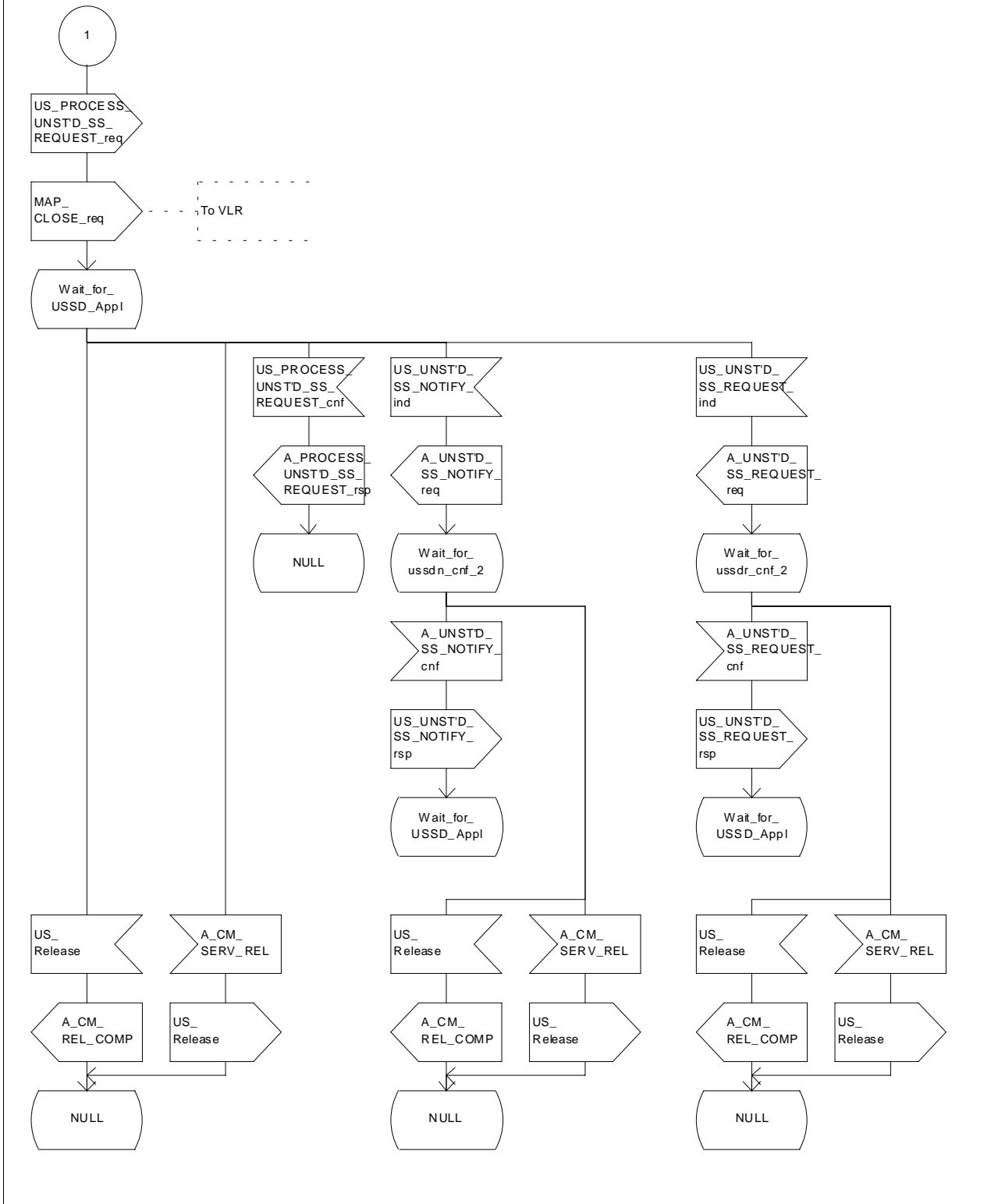


Figure 22.9.2/1 (sheet 2 of 2): Procedure MI_USSD_MSC

22.9.3 Procedures in the VLR

The initiation of the process is shown in subclause 22.1.2.

Once a MAP dialogue is established, the VLR may handle the MAP_PROCESS_UNSTRUCTURED_SS_REQUEST from the MSC. This message contains information input by the user, the message may be fed to an application contained locally in the VLR or to the HLR. The rules for determining this are specified in GSM 03.90.

Message Destined for HLR

If the message is destined for the HLR then the VLR shall transfer the message transparently to the HLR.

The VLR may subsequently receive one or more MAP_UNSTRUCTURED_SS_REQUEST or MAP_UNSTRUCTURED_SS_NOTIFY indications from the HLR. These shall be sent transparently to the MSC. When a confirmation is received from the MSC this shall be returned to the HLR.

When the VLR receives a MAP_PROCESS_UNSTRUCTURED_SS_REQUEST confirmation from the HLR then it shall pass this to the MS and close the MAP provider service.

Message Destined for Local Application

If the message is destined for the local USSD application then the VLR shall transfer the message to the application.

The VLR may subsequently receive one or more requests from the application which correspond to the MAP_UNSTRUCTURED_SS_REQUEST or MAP_UNSTRUCTURED_SS_NOTIFY indications. These shall be sent transparently to the MSC. When a confirmation is received from the MSC this shall be returned to the application.

When the VLR receives the result of the original operation from the application then it shall pass this to the MSC and initiate release of the CM connection.

Error Handling

Both the MSC and the HLR or USSD Application may initiate release of the MAP service at any time. This is handled as shown in the diagrams.

The procedure in the VLR is shown in figures 22.9.3/1 and 22.9.3/2.

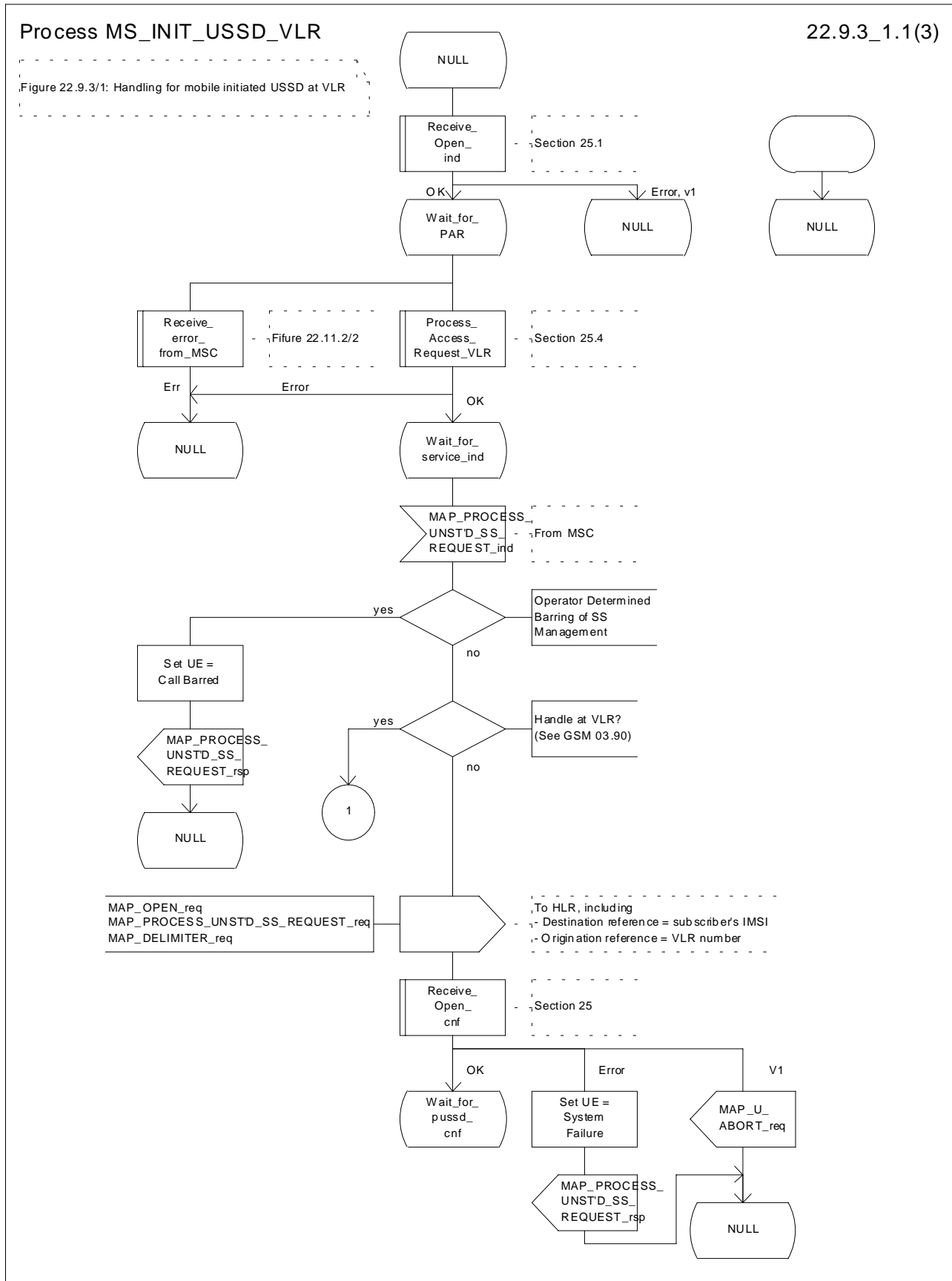


Figure 22.9.3/1 (sheet 1 of 3): Procedure MI_USSD_VLR

Process MS_INIT_USSD_VLR

22.9.3_1.2(3)

Figure 22.9.3/1: Handling for mobile initiated USSD at VLR

Arrows to left are to MSC, arrows to right are to HLR unless otherwise stated.

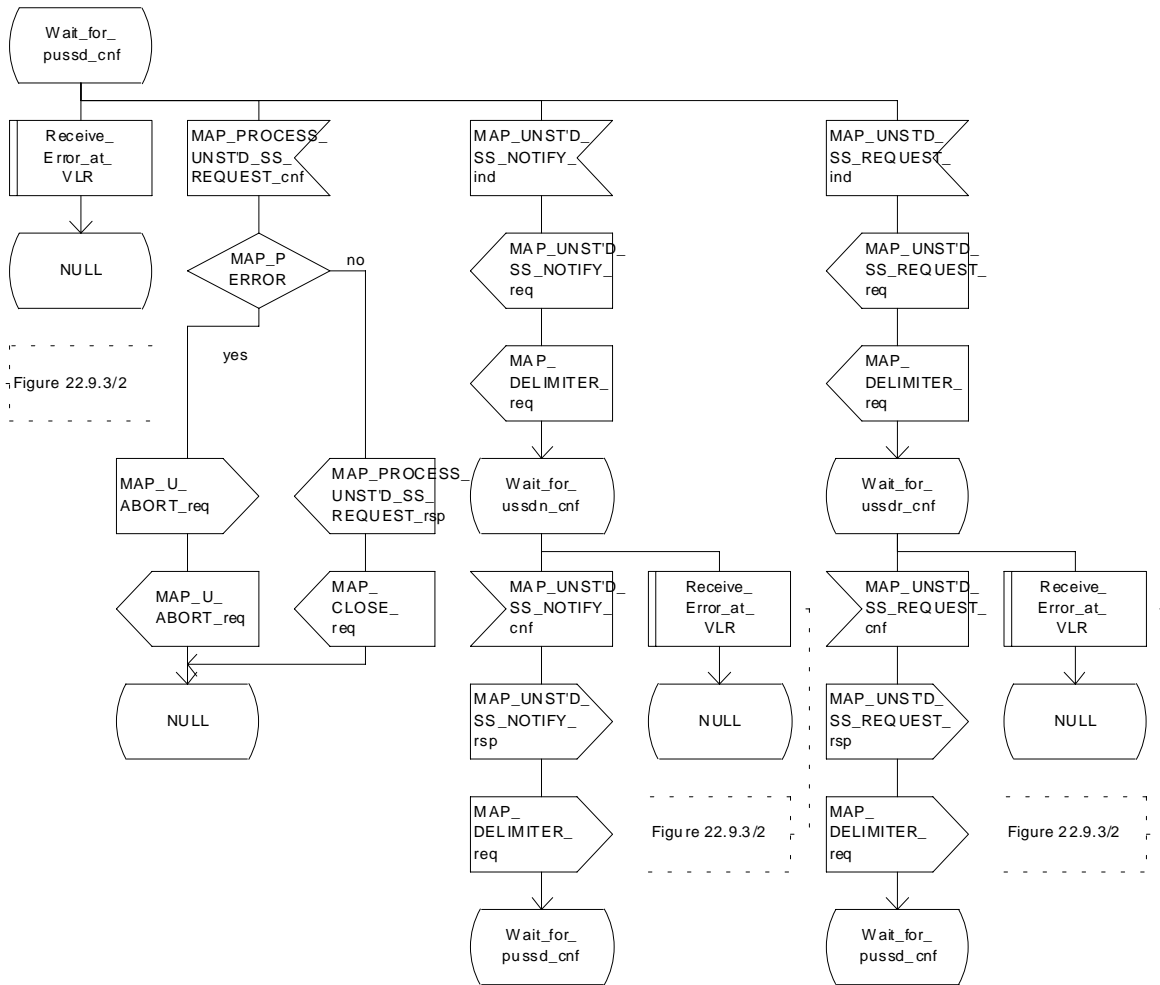


Figure 22.9.3/1 (sheet 2 of 3): Procedure MI_USSD_VLR

Process MS_INIT_USSD_VLR

22.9.3_1.3(3)

Figure 22.9.3/1: Handling for mobile initiated USSD at VLR

Arrows to left are to MSC, arrows to right are to USSD application unless otherwise stated.

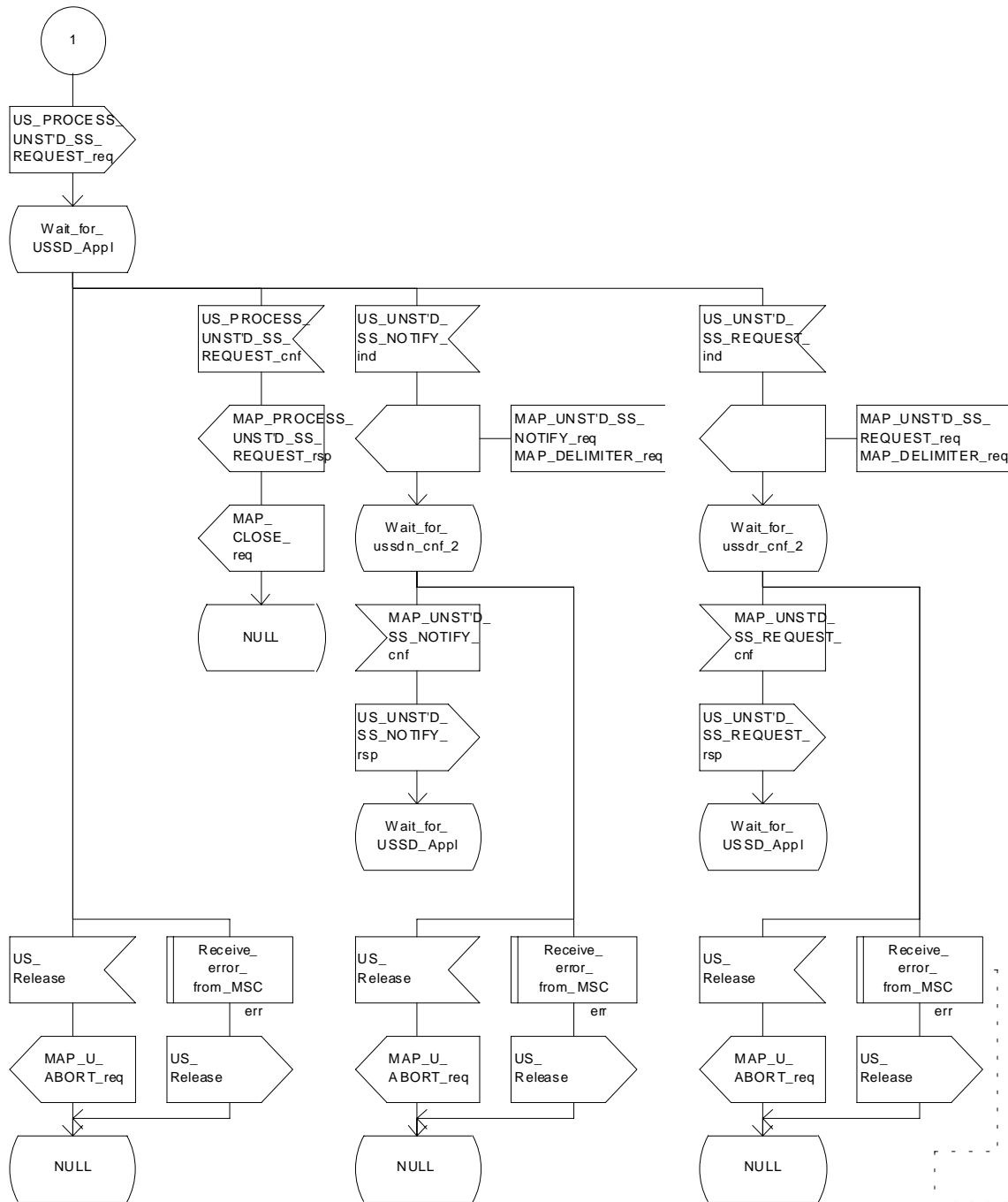


Figure 22.1.1.2/2

Figure 22.9.3/1 (sheet 3 of 3): Procedure_MI_USSD_VLR

Macrodefinition Receive_Error_at_VLR

22.9.3_2(1)

Figure 22.9.3/2: Handling of errors at VLR for USSD

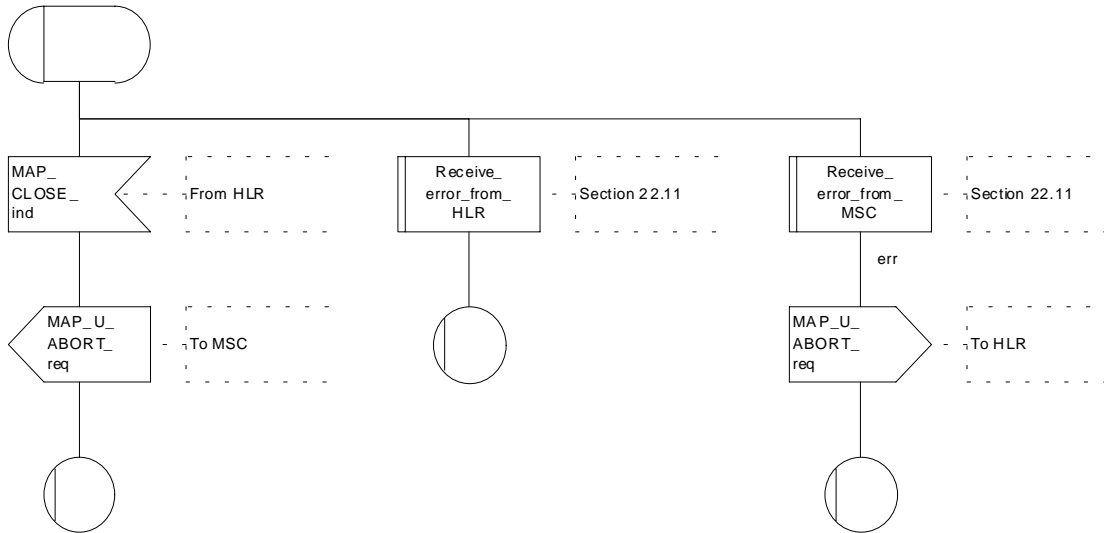


Figure 22.9.3/2: Macro Receive_Error_at_VLR

22.9.4 Procedures in the HLR

The initiation of the process is shown in subclause 22.1.3.

Once a MAP dialogue is established, the HLR may handle the MAP_PROCESS_UNSTRUCTURED_SS_REQUEST from the VLR. This message contains information input by the user. If the alphabet used for the message is understood then the message shall either be fed to an application contained locally in the HLR or to the gsmSCF or to a secondary HLR where the USSD application is located. If the alphabet is not understood then the error "UnknownAlphabet" shall be returned.

Message Destined for Local Application

If the message is destined for the local USSD application then the HLR shall transfer the message to the local application.

The HLR may subsequently receive one or more requests from the application which correspond to the MAP_UNSTRUCTURED_SS_REQUEST or MAP_UNSTRUCTURED_SS_NOTIFY indications. These shall be sent transparently to the VLR. When a confirmation is received from the VLR this shall be returned to the application.

When the HLR receives the result of the original operation from the application then it shall pass this to the VLR and initiate release of the CM connection.

Message Destined for gsmSCF or secondary HLR

If the message is destined for the gsmSCF or secondary HLR then the primary HLR shall transfer the message transparently to the next node.

The primary HLR may subsequently receive one or more MAP_UNSTRUCTURED_SS_REQUEST or MAP_UNSTRUCTURED_SS_NOTIFY indications from the gsmSCF. These shall be sent transparently to the VLR. When a confirmation is received from the VLR this shall be returned to the gsmSCF.

When the primary HLR receives a MAP_PROCESS_UNSTRUCTURED_SS_REQUEST confirmation from the gsmSCF then it shall pass this to the VLR and closes the MAP provider service.

Error Handling

The VLR, the USSD Application and the gsmSCF or secondary HLR may initiate release of the MAP service at any time. This is handled as shown in the diagrams.

The procedure in the primary and secondary HLR is shown in figure 22.9.4/1.

Process MS_INIT_USSD_HLR

22.9.4_1.1(4)

Figure 22.9.4/1: Handling of mobile initiated USSD at HLR.

Arrows to left are to VLR unless otherwise stated.
Arrow to right are to USSD application unless otherwise stated

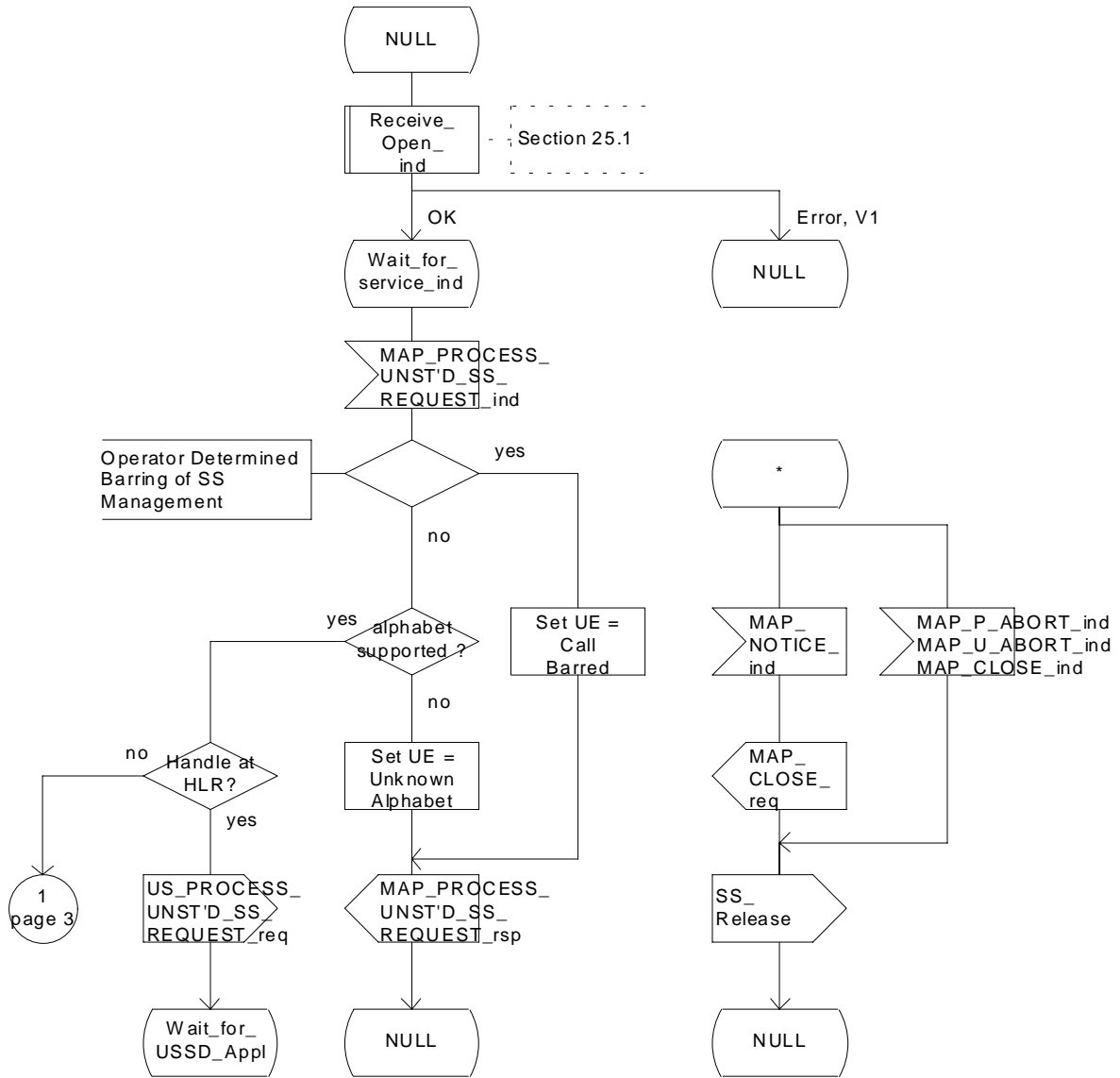


Figure 22.9.4/1 (sheet 1 of 4): Procedure MI_USSD_HLR

Process MS_INIT_USSD_HLR

22.9.4_1.2(4)

Figure 22.9.4/1: Handling of mobile initiated USSD at HLR.

Arrows to left are to VLR, arrows to right are to USSD application unless otherwise stated.

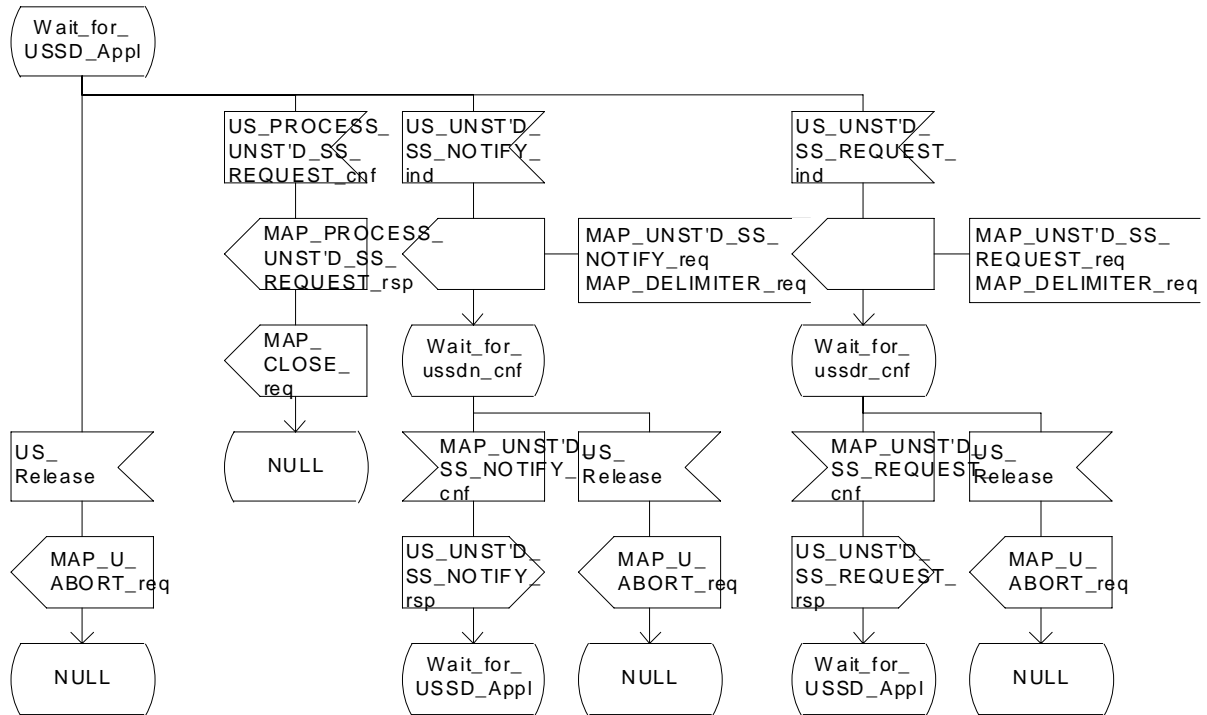


Figure 22.9.4/1 (sheet 2 of 4): Procedure MI_USSD_HLR

Process MS_INIT_USSD_HLR

22.9.4_1.3(4)

Figure 22.9.4/1: Handling of mobile initiated USSD at HLR.

Arrows to left are to VLR, arrows to right are to the next node unless otherwise stated.

Section 22.11

MAP_OPEN_req
MAP_PROCESS_UNSTD_SS_REQUEST_req
MAP_DELIMITER_req

To next node, including
- Destination reference = subscriber's IMSI
- Origination reference = HLR number

Receive_Open_cnf

Section 25

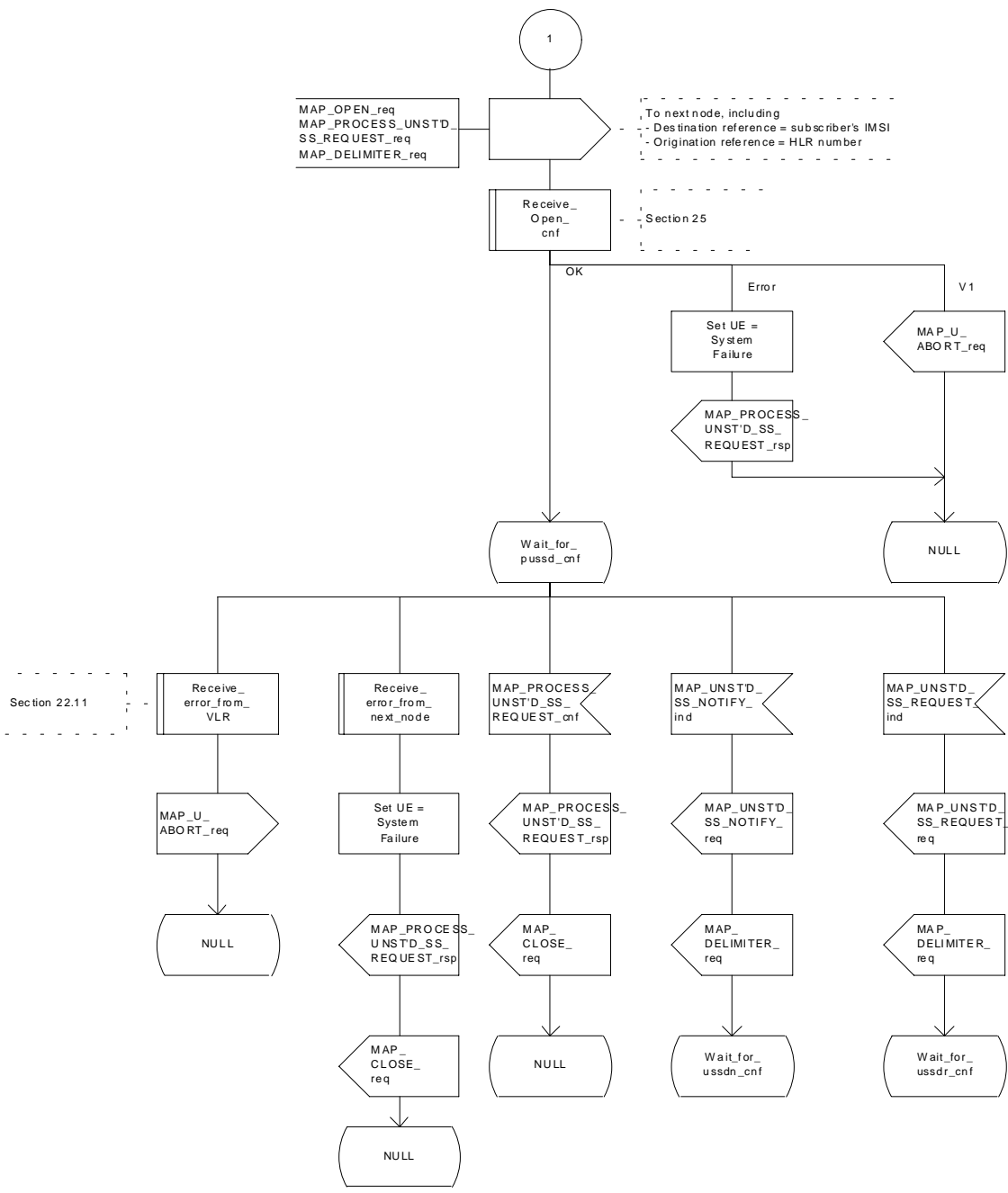


Figure 22.9.4/1 (sheet 3 of 4): Procedure MI_USSD_HLR

Process MS_INIT_USSD_HLR

22.9.4_1.4(4)

Figure 22.9.4/1: Handling of mobile initiated USSD at HLR.

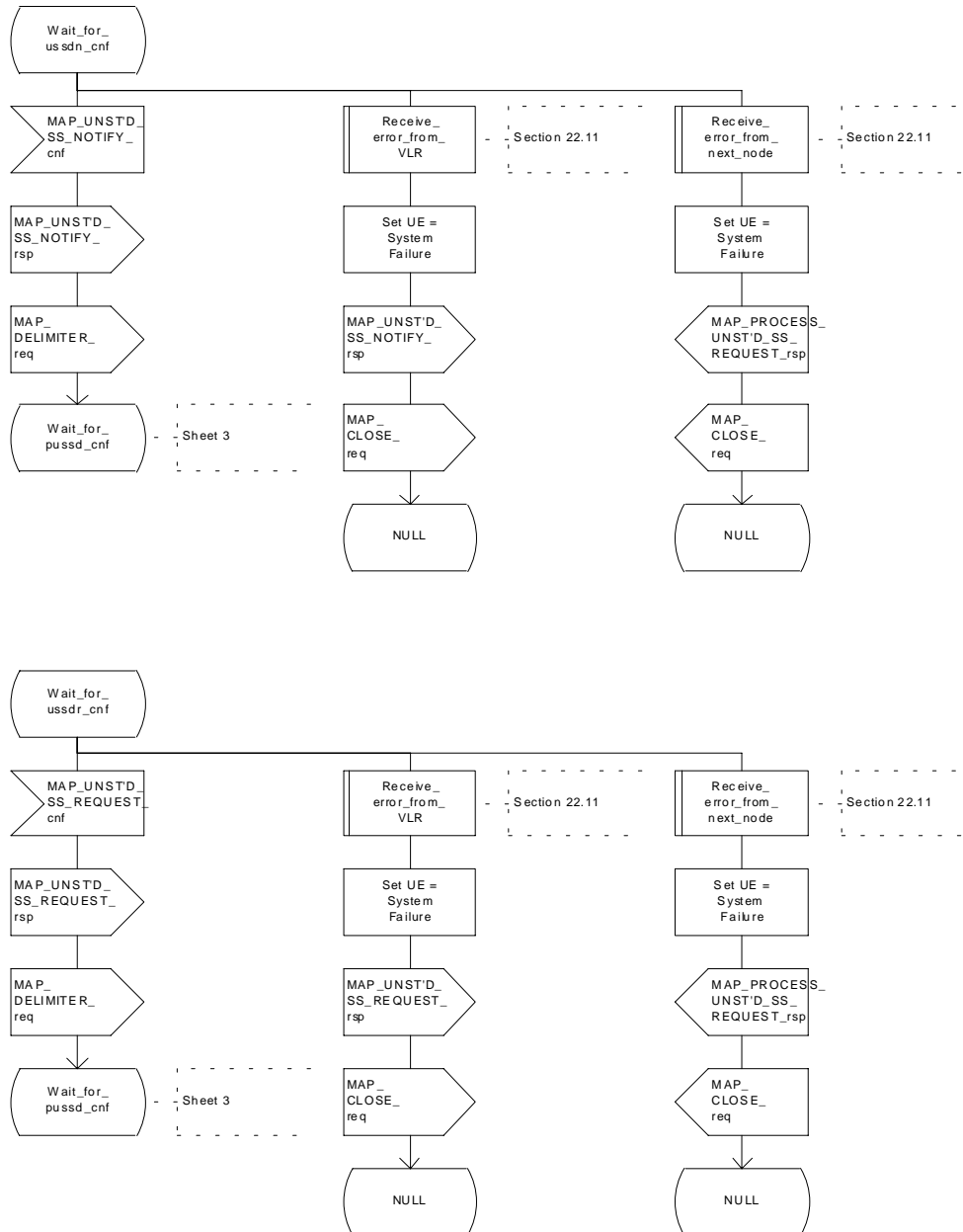


Figure 22.9.4/1 (sheet 4 of 4): Procedure MI_USSD_HLR

22.10 Network initiated USSD procedure

22.10.1 General

The procedure supports supplementary service signalling procedures which can allow PLMN specific services to be introduced.

The message flow for the procedure can be found in GSM 03.90.

The following services may be used:

MAP_PAGE	(defined in clauses 8 and 25);
MAP_SEARCH_FOR_MOBILE_SUBSCRIBER	(defined in clauses 8 and 25);
MAP_PROCESS_ACCESS_REQUEST	(defined in clauses 8 and 25);
MAP_AUTHENTICATE	(defined in clauses 8 and 25);
MAP_SET_CIPHERING_MODE	(defined in clauses 8 and 25);
MAP_FORWARD_NEW_TMSI	(defined in clauses 8 and 25);
MAP_READY_FOR_SM	(defined in clauses 12 and 25).

At least one of the following services will certainly be used, and both may be used:

MAP_UNSTRUCTURED_SS_REQUEST	(defined in clause 11);
MAP_UNSTRUCTURED_SS_NOTIFY	(defined in clause 11).

22.10.2 Procedure in the MSC

The procedure may be invoked either by the VLR or by a USSD application local to the MSC. They may start by using either the MAP_UNSTRUCTURED_SS_REQUEST or MAP_UNSTRUCTURED_SS_NOTIFY service. If the request is initiated by a local USSD application then the MSC will open a dialogue with the HLR.

In both cases the MSC will initiate a CM connection to the MS (using the page or search macros defined in subclause 25.3). Once the connection is successfully established the message received from the VLR or USSD application will be sent to the MS using the mapping specified in GSM 09.11.

Following transfer of the message the MSC will wait for a confirmation from the MS. This will be sent to the VLR or USSD application as appropriate.

Following this, the MSC may receive further uses of the MAP_UNSTRUCTURED_SS_REQUEST or MAP_UNSTRUCTURED_SS_NOTIFY services, or may receive an indication to release the connection to the MS.

In the event of an error, the connection to the MS shall be released, and the MAP process with the VLR shall be aborted as shown in the diagram.

The procedure in the MSC is shown in figure 22.10.2/1.

Process NW_INIT_USSD_MSC

22.10.2_1.1(4)

Figure 22.10.2/1: Handling of network initiated USSD in MSC

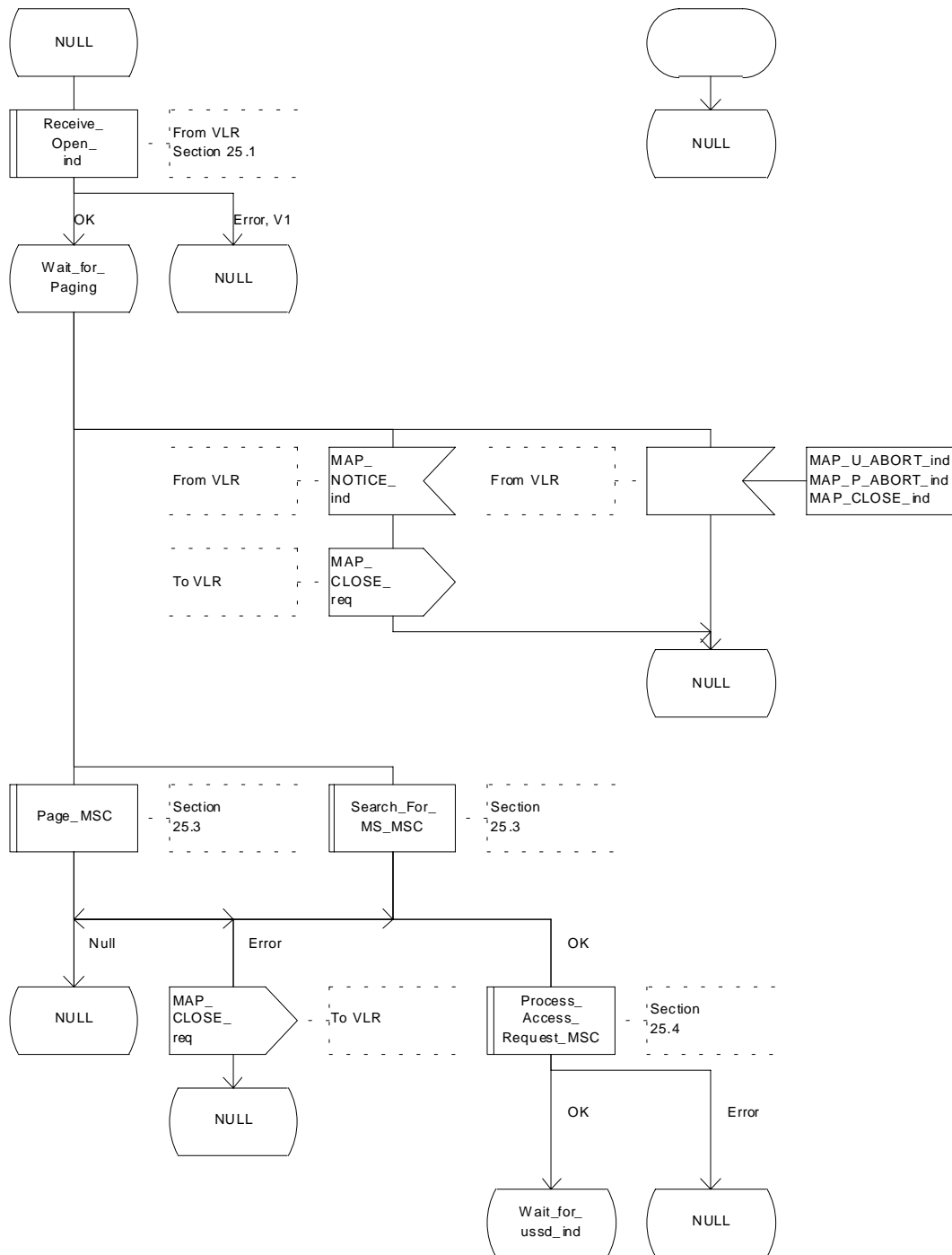


Figure 22.10.2/1 (sheet 1 of 4): Procedure NI_USSD_MSC

Process NW_INIT_USSD_MSC

22.10.2_1.2(4)

Figure 22.10.2/1: Handling of network initiated USSD in MSC

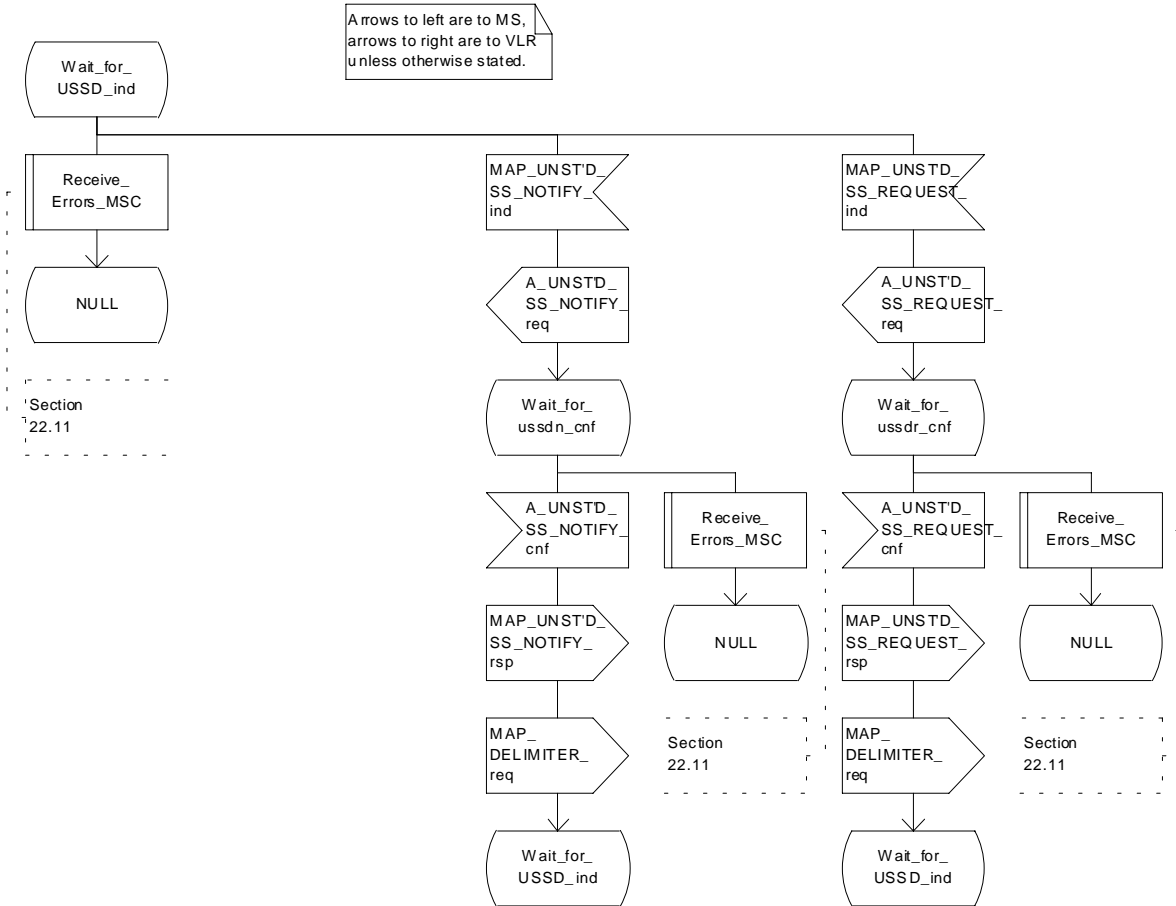


Figure 22.10.2/1 (sheet 2 of 4): Procedure NI_USSD_MSC

Process NW_INIT_USSD_MSC

22.10.2_1.3(4)

Figure 22.10.2/1: Handling of network initiated USSD in MSC

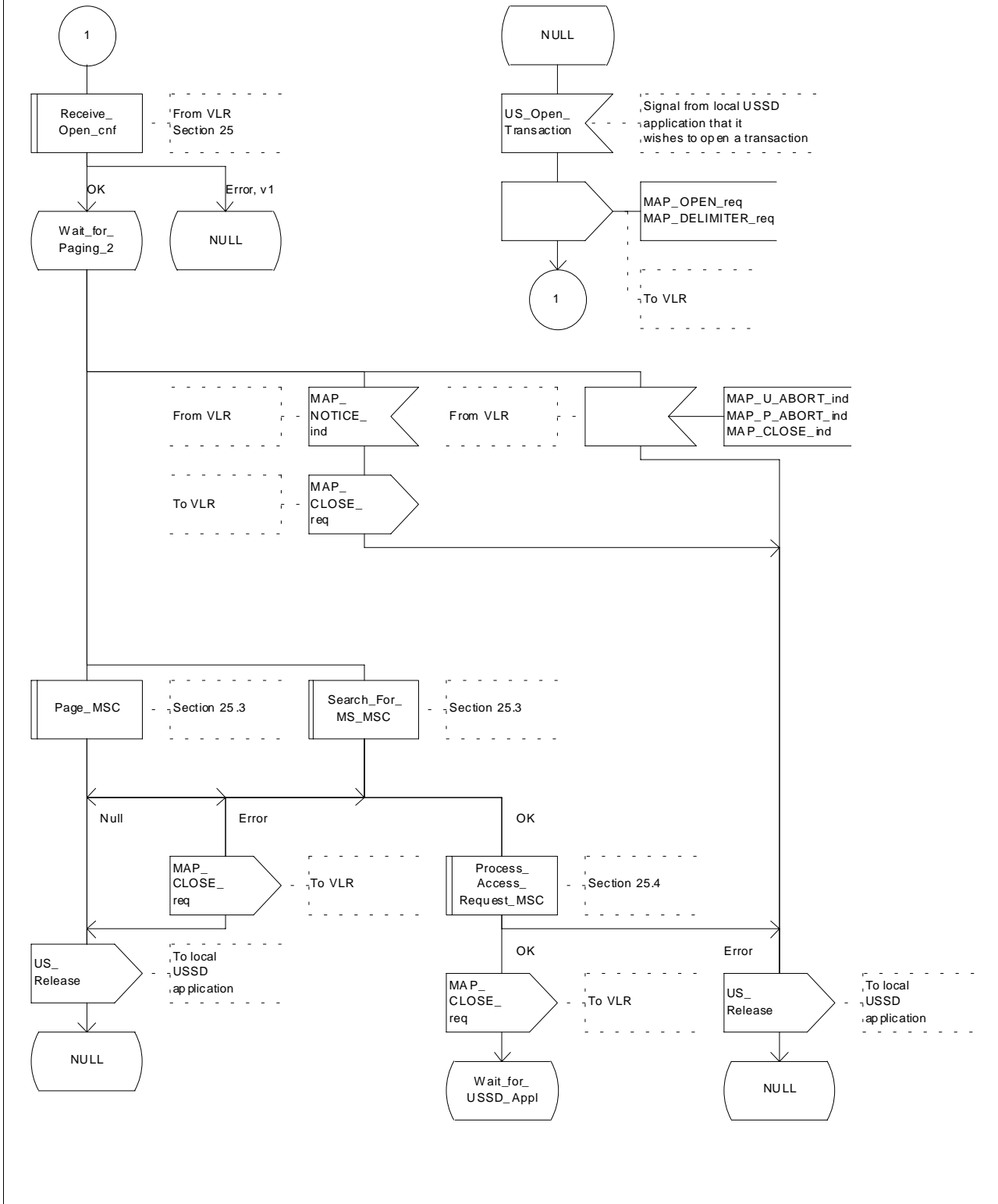


Figure 22.10.2/1 (sheet 3 of 4): Procedure NI_USSD_MSC

Process NW_INIT_USSD_MSC

22.10.2_1.4(4)

Figure 22.10.2/1: Handling of network initiated USSD in MSC

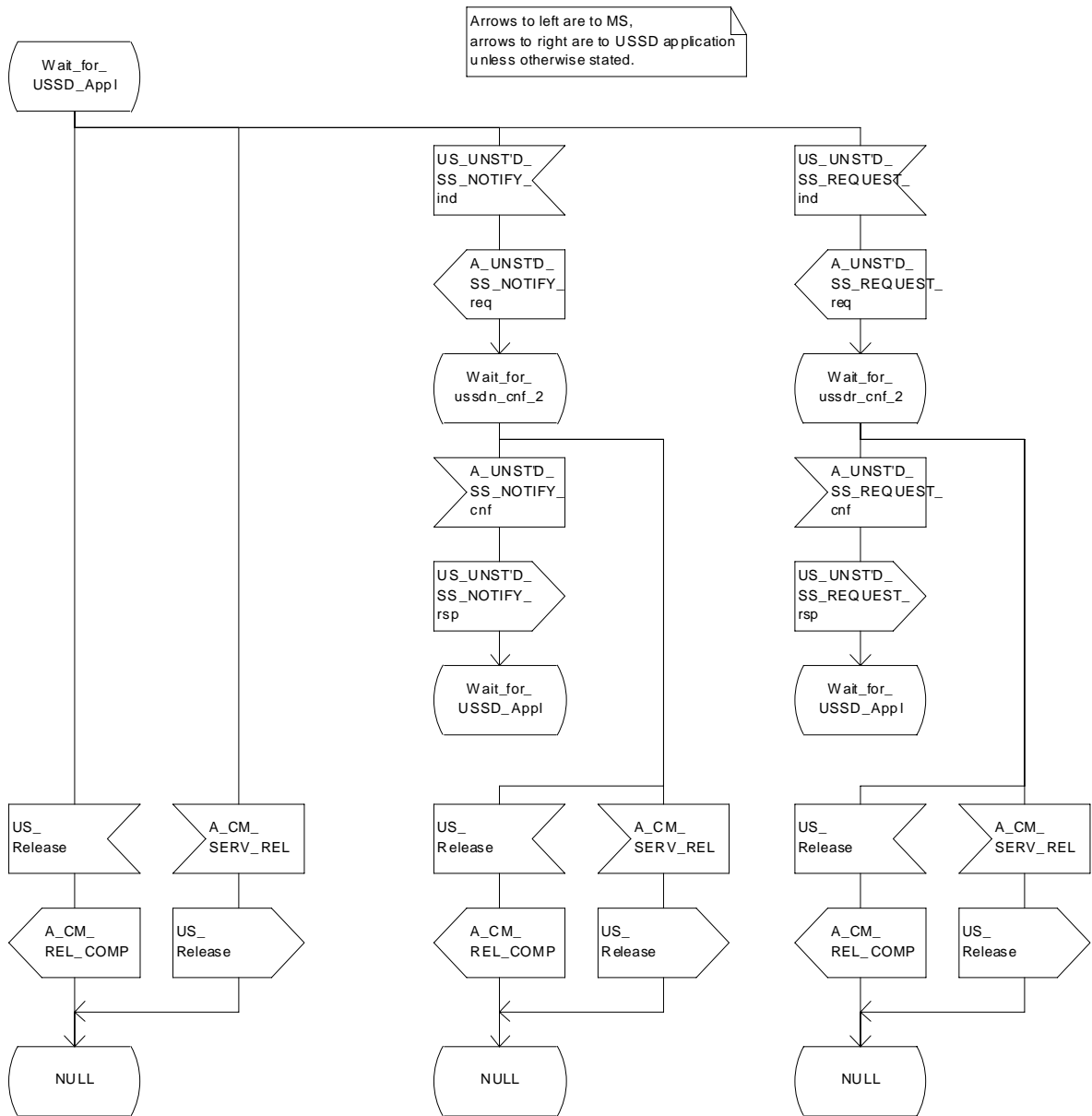


Figure 22.10.2/1 (sheet 4 of 4): Procedure NI_USSD_MSC

22.10.3 Procedure in the VLR

The procedure may be invoked either by the HLR or by a USSD application local to the VLR. They may start by using either the MAP_UNSTRUCTURED_SS_REQUEST or MAP_UNSTRUCTURED_SS_NOTIFY service.

In both cases the VLR will first initiate a MAP dialogue with the MSC. When the indication for the unstructured SS request or notify is received then the macro Start_USSD_VLR will be used to page the MS and open a CM connection. Once the CM connection is successfully established the indication received from the HLR or USSD application will be sent to the MSC.

Following transfer of the message the VLR will wait for a confirmation from the MSC. This will be sent to the HLR or USSD application as appropriate.

Following this, the VLR may receive further uses of the MAP_UNSTRUCTURED_SS_REQUEST or MAP_UNSTRUCTURED_SS_NOTIFY services, or may receive a MAP_CLOSE_ind.

In the event of an error, the MAP process with the MSC shall be released, and if necessary the MAP process with the HLR shall be aborted as shown in the diagram.

The procedure in the VLR is shown in figure 22.10.3/1.

MSC Initiated USSD

If a USSD application in the MSC wishes to use the network initiated USSD procedure, and a connection to the MS does not exist then it shall open a dialogue to the VLR. This dialogue will automatically lead to the VLR performing page and search using the macro Start_USSD_VLR.

Macro Start_USSD_VLR

This macro is used to initiate a CM connection with the MS for transfer of network initiated unstructured SS data.

It first checks for correct data in the VLR. If a problem is found then "Err" is returned.

A page or search procedure (as appropriate) will then be used to contact the MS. Following successful page or search the macro Process_Access_Request_VLR specified in subclause 25.4 will be used to handle the CM connection establishment.

The macro is shown in figure 22.10.3/2.

Process NW_INIT_USSD_VLR

22.10.3_1.1(4)

Figure 22.10.3/1: Handling of network initiated USSD at VLR

Arrows to left are to MSC, Arrows to right are to HLR unless otherwise stated.

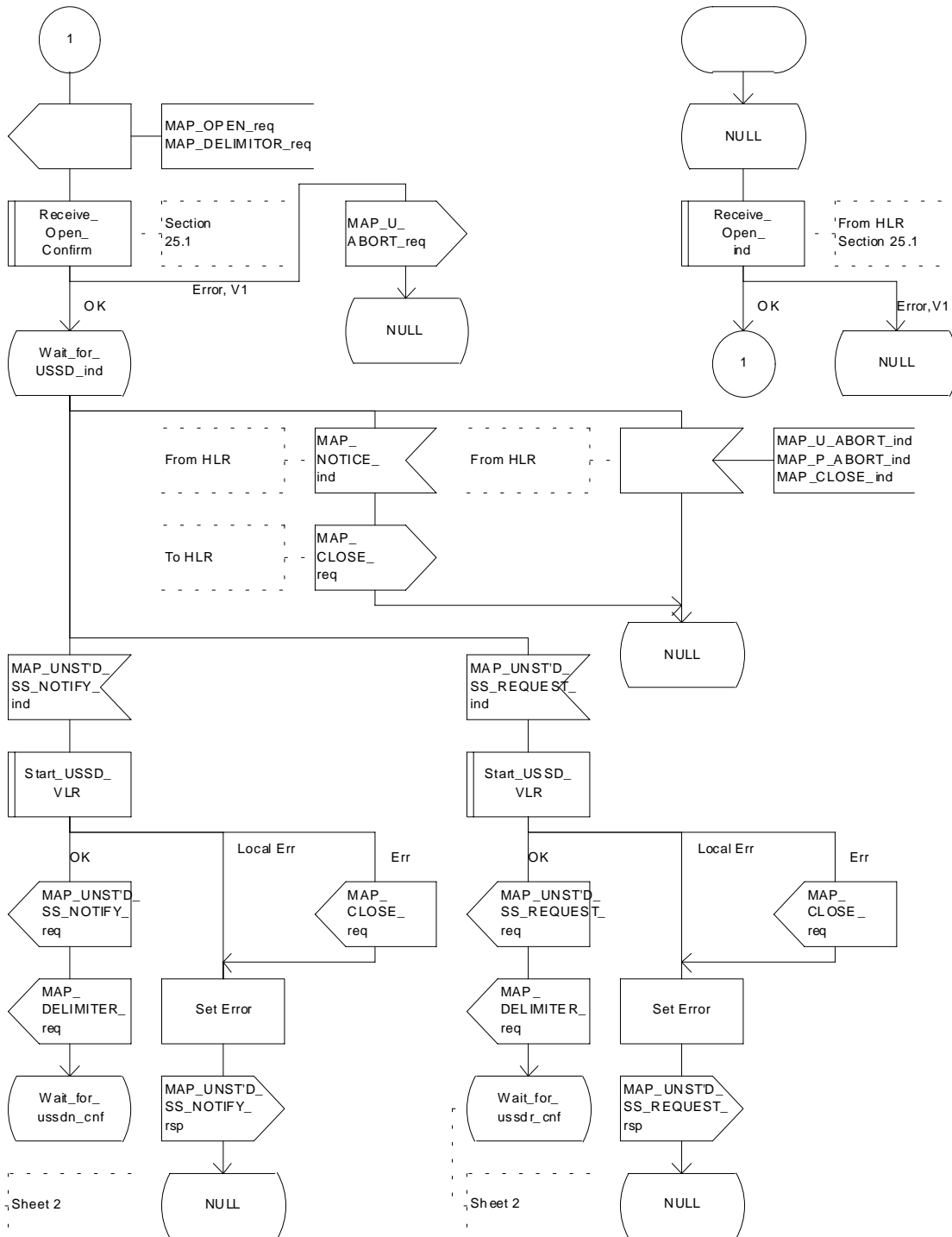


Figure 22.10.3/1 (sheet 1 of 4): Procedure NI_USSD_VLR

Process NW_INIT_USSD_VLR

22.10.3_1.2(4)

Figure 22.10.3/1: Handling of network initiated USSD at VLR

Arrows to left are to MSC, arrows to right are to HLR unless otherwise stated.

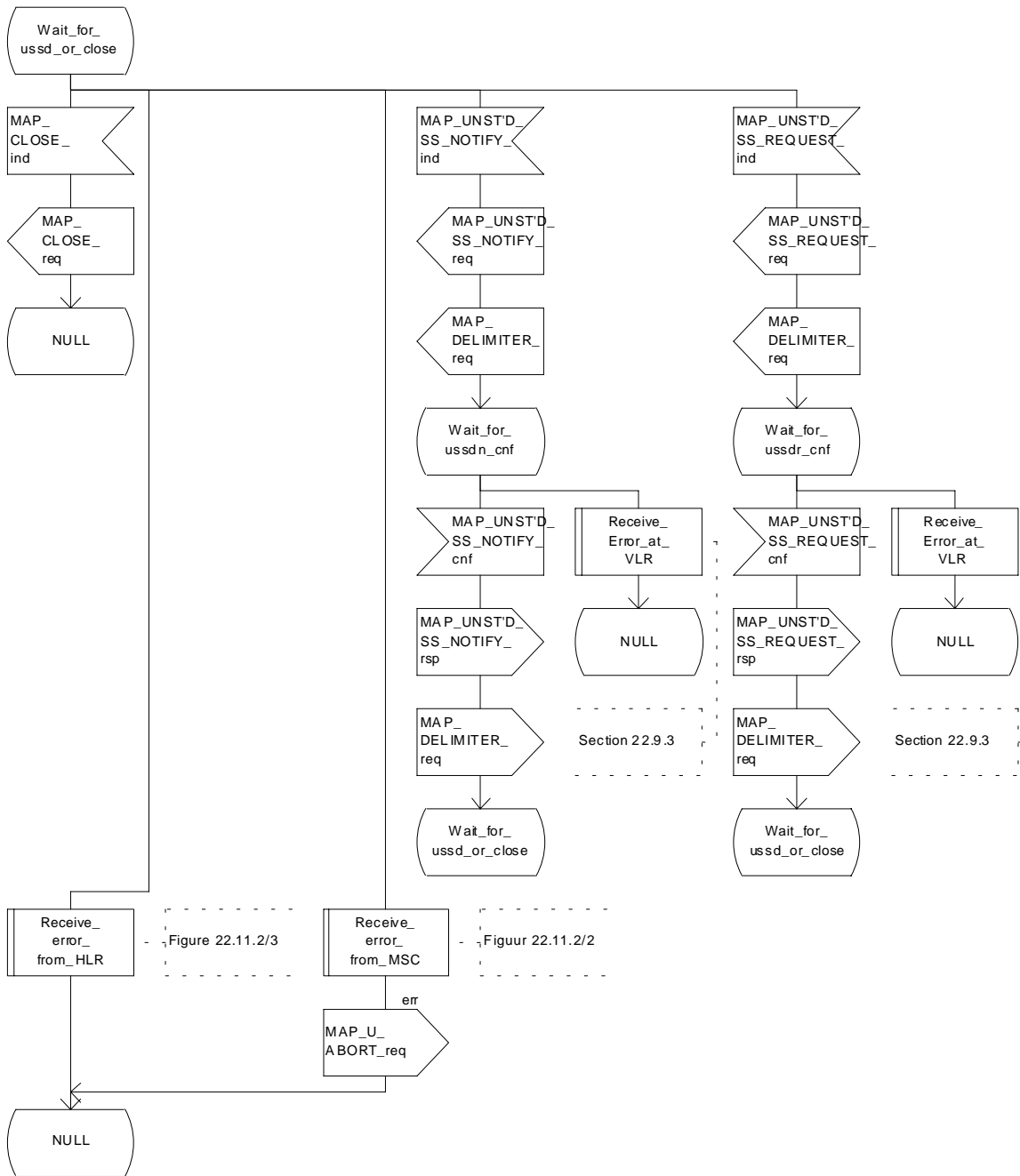


Figure 22.10.3/1 (sheet 2 of 4): Procedure NI_USSD_VLR

Process NW_INIT_USSD_VLR

22.10.3_1.3(4)

Figure 22.10.3/1: Handling of network initiated USSD at VLR

Arrows to left are to MSC, arrows to right are to USSD application unless otherwise stated.

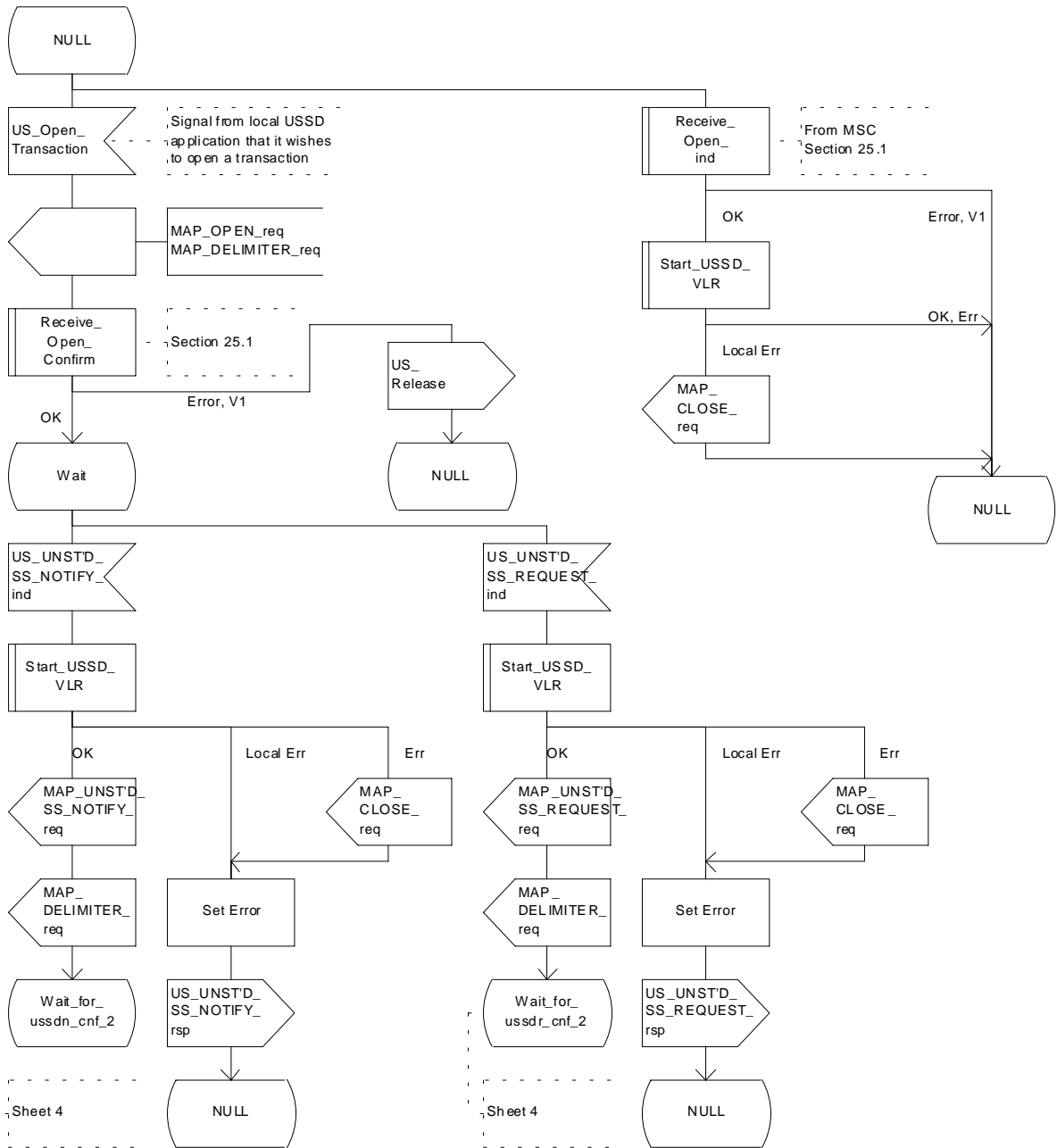


Figure 22.10.3/1 (sheet 3 of 4): Procedure NI_USSD_VLR

Process NW_INIT_USSD_VLR

22.10.3_1.4(4)

Figure 22.10.3/1: Handling of network initiated USSD at VLR

Arrows to left are to MSC, arrows to right are to USSD application unless otherwise stated.

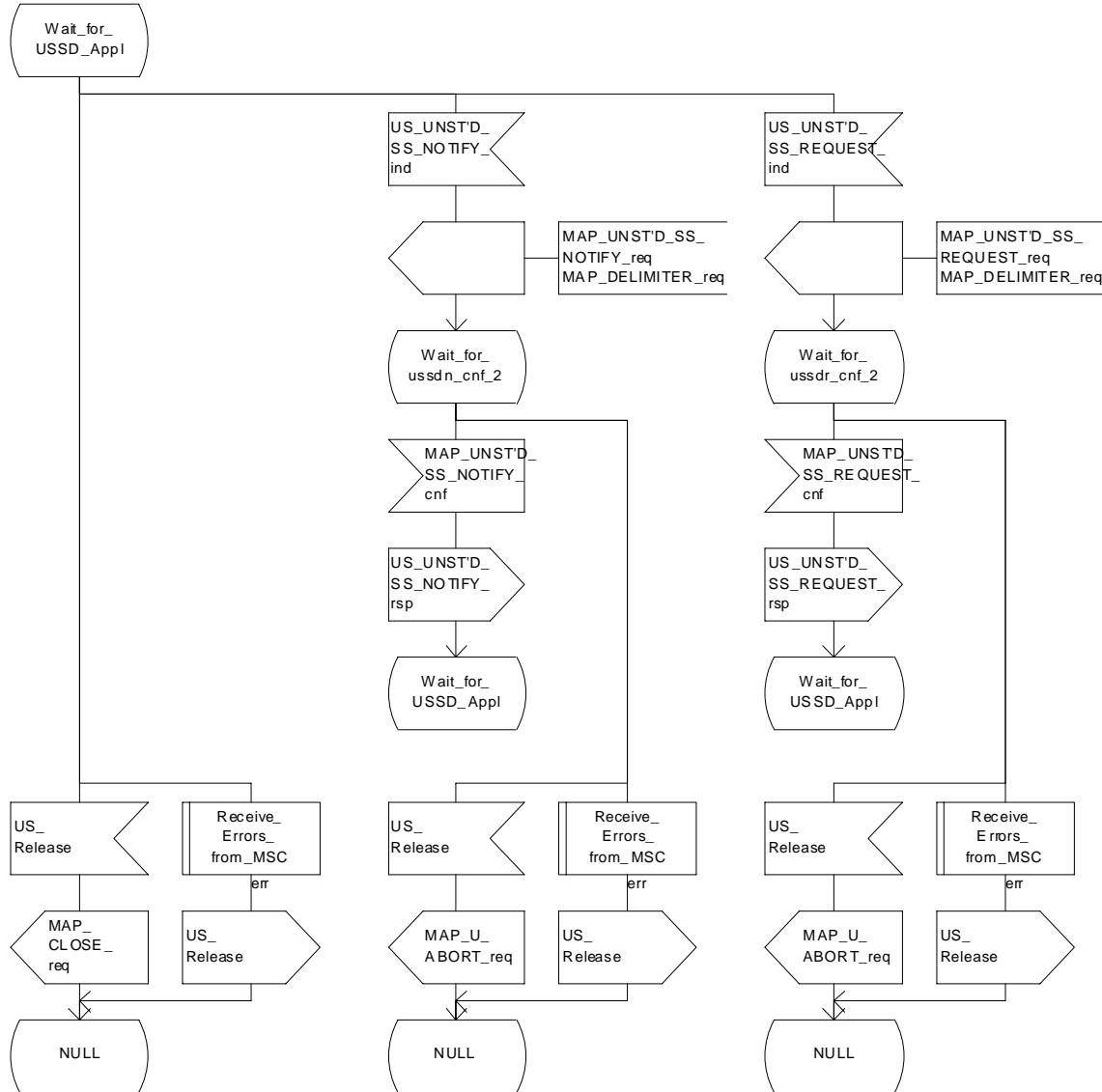


Figure 22.10.3/1 (sheet 4 of 4): Procedure NI_USSD_VLR

Macrodefinition Start_USSD_VLR

22.10.3_2.1(2)

Figure 22.10.3/2: Macro to establish a connection to the MS for a network initiated USSD operation.

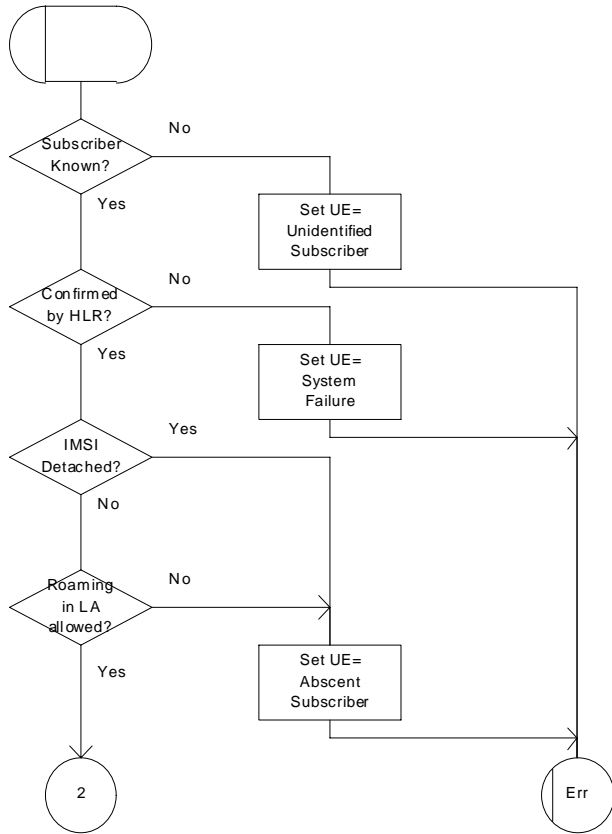


Figure 22.10.3/2 (sheet 1 of 2): Macro Start_USSD_VLR

Macrodefinition Start_USSD_VLR

22.10.3_2.2(2)

Figure 22.10.3/2: Macro to establish a connection to the MS for a network initiated USSD operation.

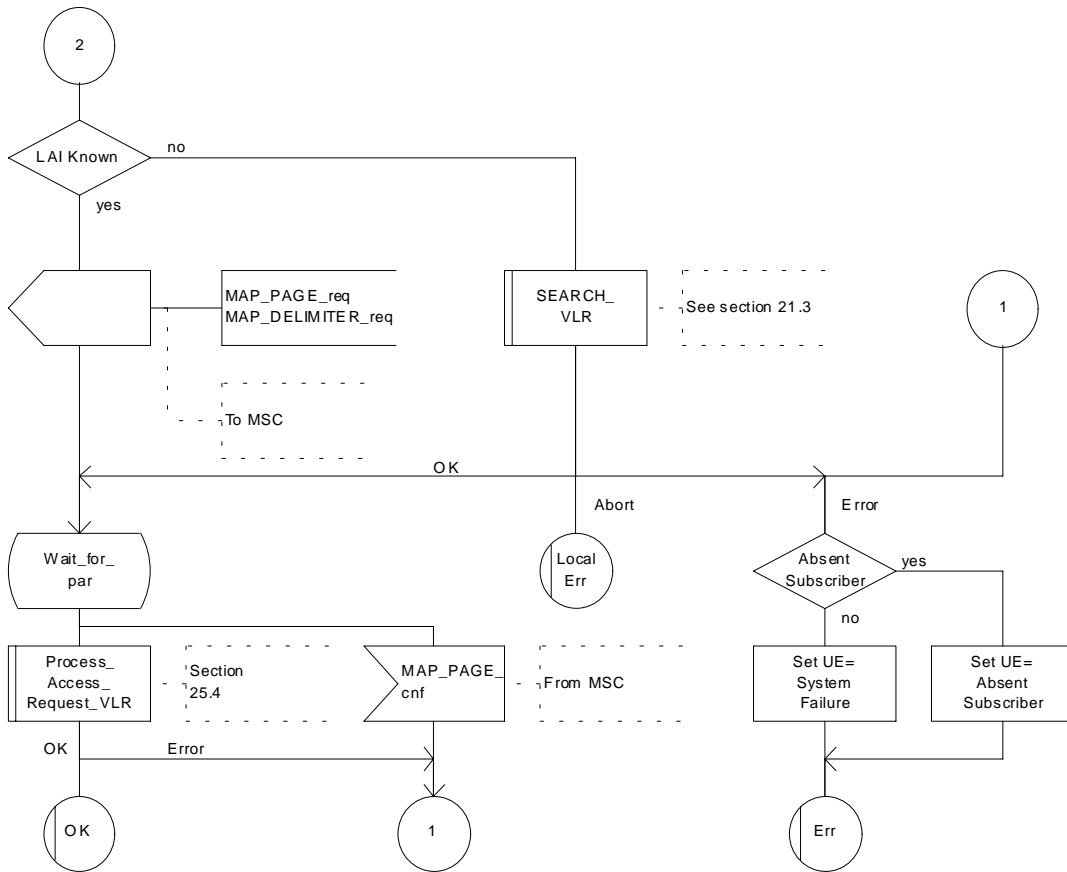


Figure 22.10.3/2 (sheet 2 of 2): Macro Start_USSD_VLR

22.10.4 Procedure in the HLR

The procedure may be invoked either by a gsmSCF, a secondary HLR or by a USSD application local to the primary HLR. It may start by using either the MAP_UNSTRUCTURED_SS_REQUEST or MAP_UNSTRUCTURED_SS_NOTIFY service.

In both cases the primary HLR will first check whether the MS is reachable .

If the MS is reachable, the primary HLR will initiate a MAP dialogue with the VLR. Once the dialogue is successfully established the message received from the gsmSCF or secondary HLR or USSD application will be sent to the VLR.

Following transfer of the message the primary HLR will wait for a confirmation from the VLR. This will be sent to the gsmSCF or secondary HLR or USSD application as appropriate.

Following this, the primary HLR may receive further uses of the MAP_UNSTRUCTURED_SS_REQUEST or MAP_UNSTRUCTURED_SS_NOTIFY services, or may receive a MAP_CLOSE_ind.

In the event of an error, the MAP process with the VLR shall be released and if necessary the MAP process with the gsmSCF or secondary HLR shall be aborted, as shown in the diagram.

Message Originated by gsmSCF or secondary HLR

If the message is originated by the gsmSCF or a secondary HLR then the primary HLR shall transfer the message transparently to the VLR.

The primary HLR may subsequently receive one or more MAP_UNSTRUCTURED_SS_REQUEST_ind or MAP_UNSTRUCTURED_SS_NOTIFY_ind indications from the gsmSCF or secondary HLR. These shall be sent transparently to the VLR. When a confirmation is received from the VLR this shall be returned to the next node as appropriate.

When the primary HLR receives a MAP_CLOSE_ind from the gsmSCF or secondary HLR then it shall pass this to the VLR and close the MAP dialogue.

The procedure in the primary and secondary HLR is shown in figure 22.10.4/1 and 22.10.4/2.

Process NW_INIT_USSD_HLR

22.10.4_1.1(5)

Figure 22.10.4/1 Handling of network initiated USSD at HLR

Arrows to left are to VLR.
Arrows to right are to the next node unless otherwise stated.

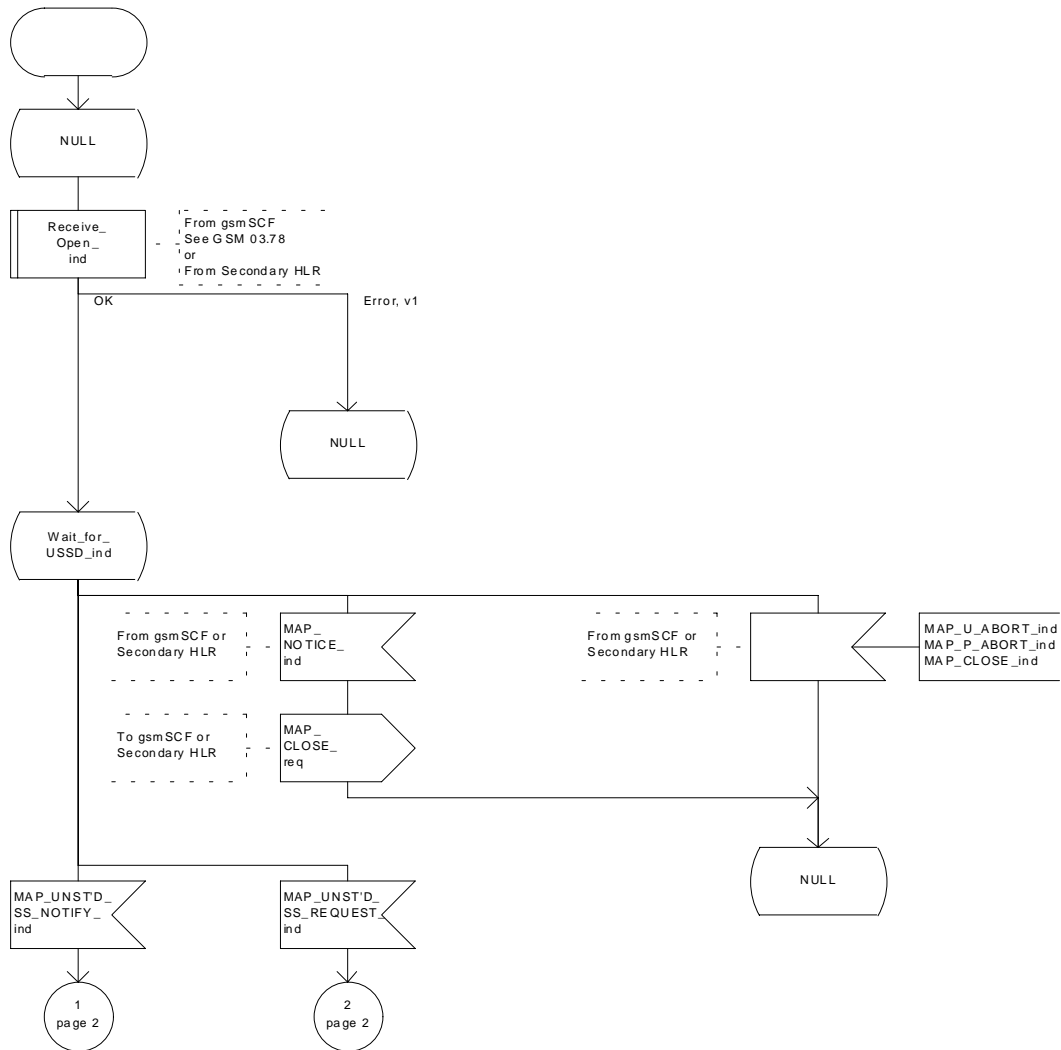


Figure 22.10.4/1 (sheet 1 of 5): Procedure NI_USSD_HLR

Process NW_INIT_USSD_HLR

22.10.4_1.2(5)

Figure 22.10.4/1 Handling of network initiated USSD at HLR

Arrows to left are to VLR.
Arrows to right are to the next node unless otherwise stated.

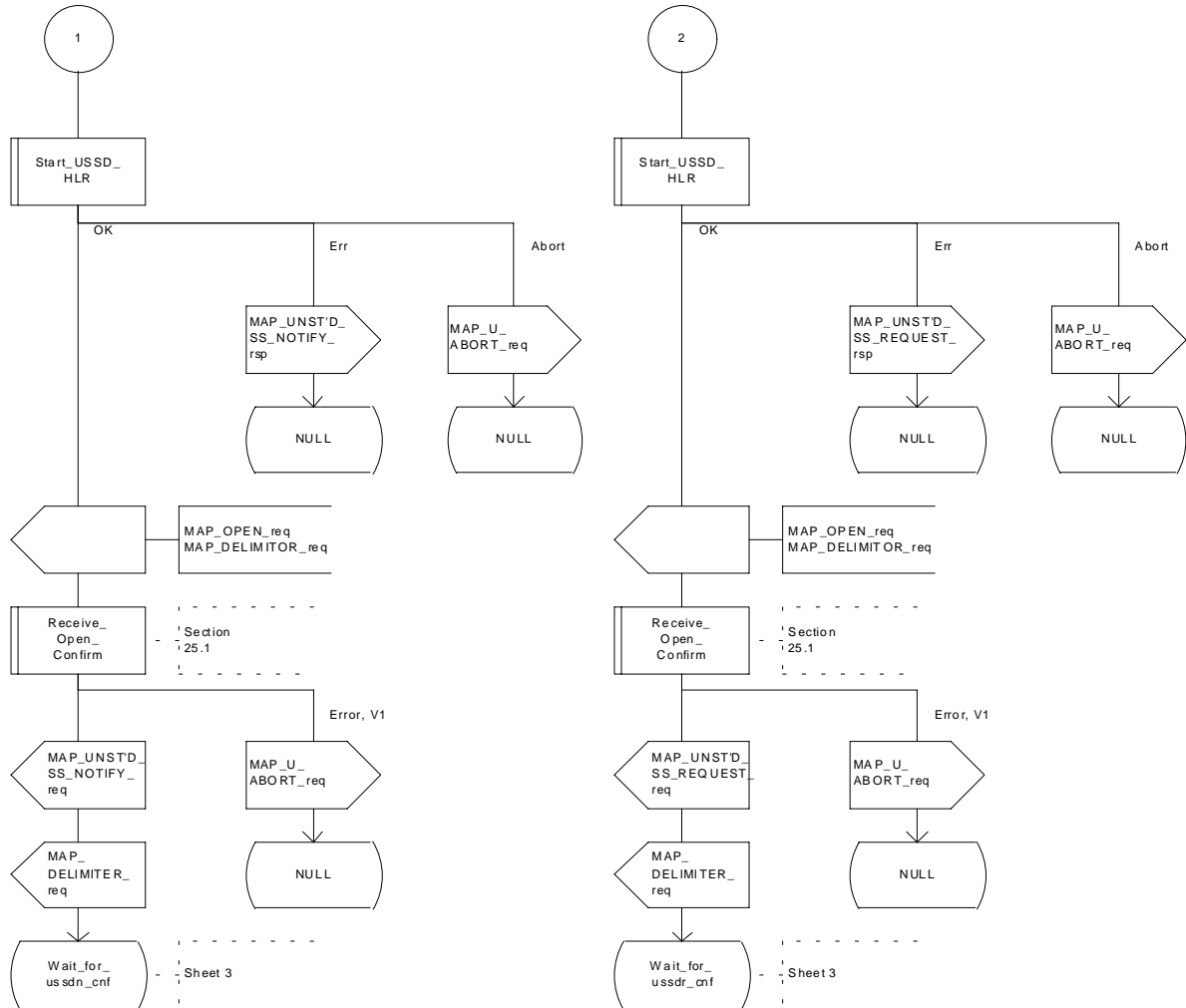


Figure 22.10.4/1 (sheet 2 of 5): Procedure NI_USSD_HLR

Process NW_INIT_USSD_HLR

22.10.4_1.3(5)

Figure 22.10.4/1 Handling of network initiated USSD at HLR

Arrows to left are to VLR.
Arrows to right are to the next node
unless otherwise stated.

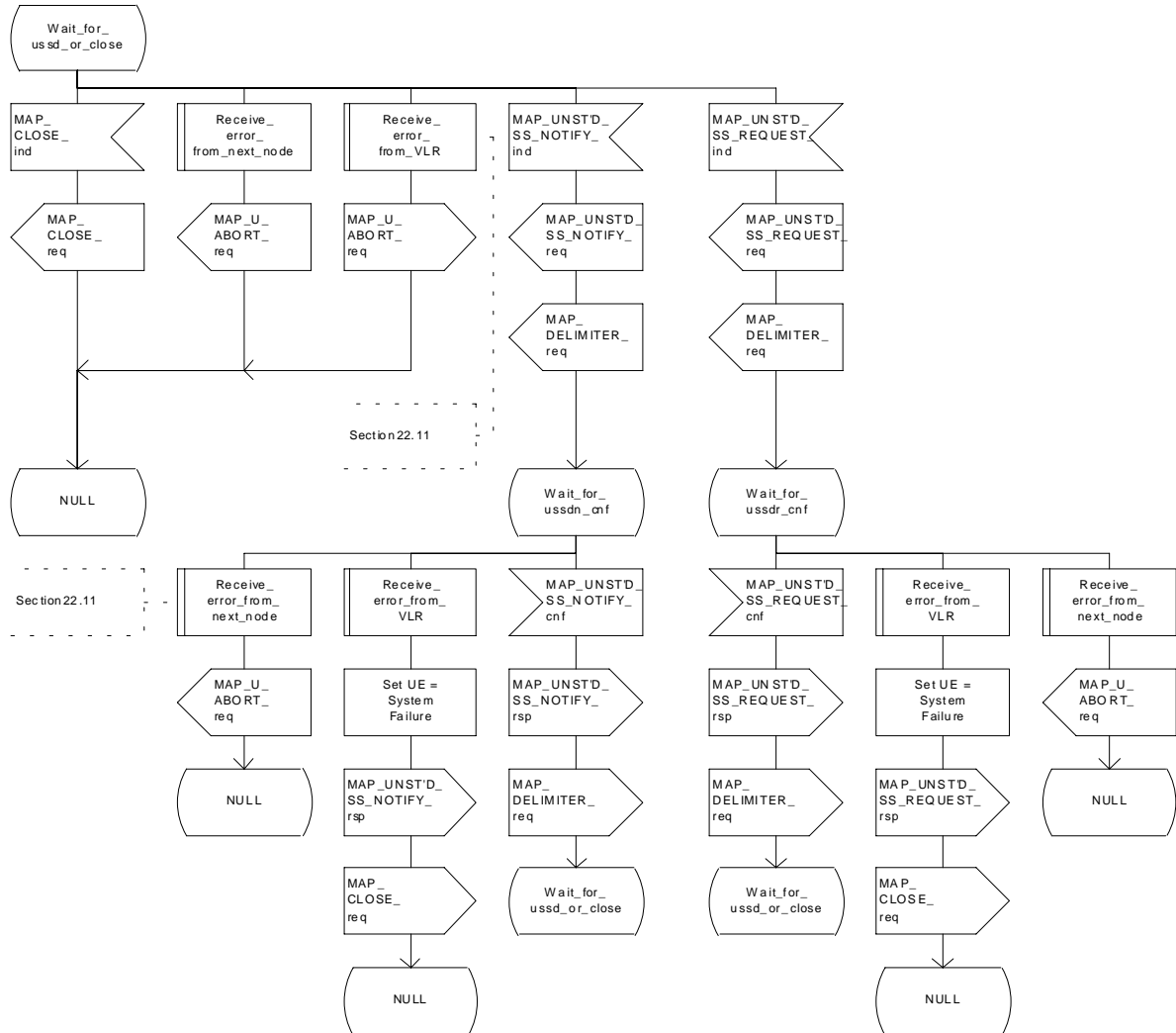


Figure 22.10.4/1 (sheet 3 of 5): Procedure

NI_USSD_HLR

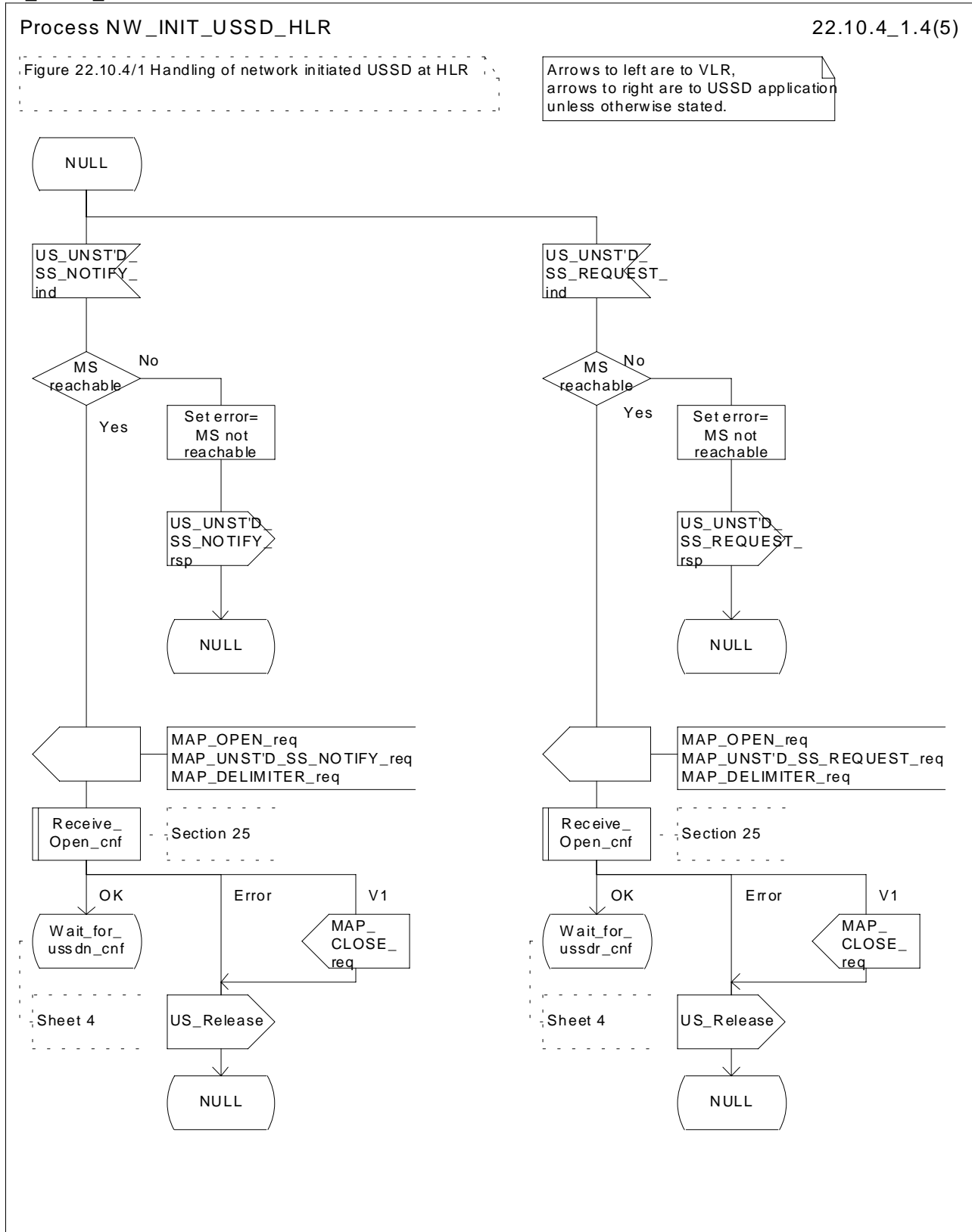


Figure 22.10.4/1 (sheet 4 of 5): Procedure NI_USSD_HLR

Process NW_INIT_USSD_HLR

22.10.4_1.5(5)

Figure 22.10.4/1 Handling of network initiated USSD at HLR

Arrows to left are to VLR, arrows to right are to USSD application unless otherwise stated.

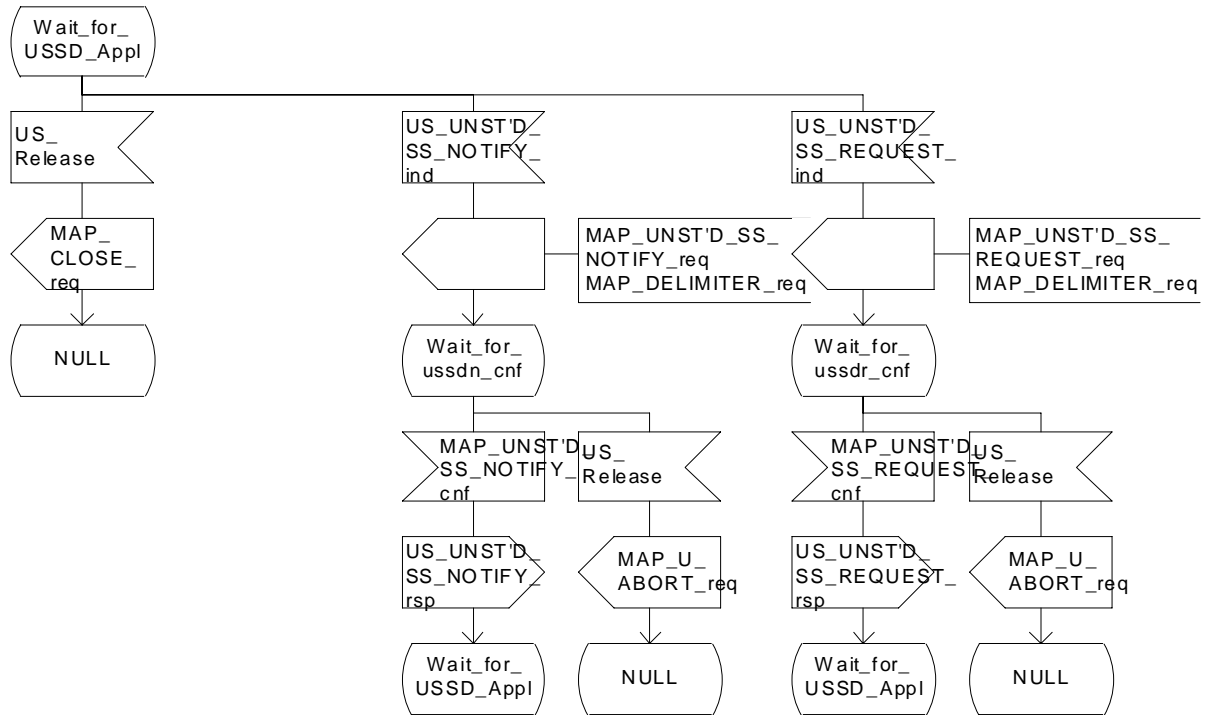


Figure 22.10.4/1 (sheet 5 of 5): Procedure NI_USSD_HLR

Macrodefinition Start_USSD_HLR

22.10.4_2.1(1)

Figure 22.10.4/2: Macro to check MS is reachable at the HLR for a network initiated USSD operation

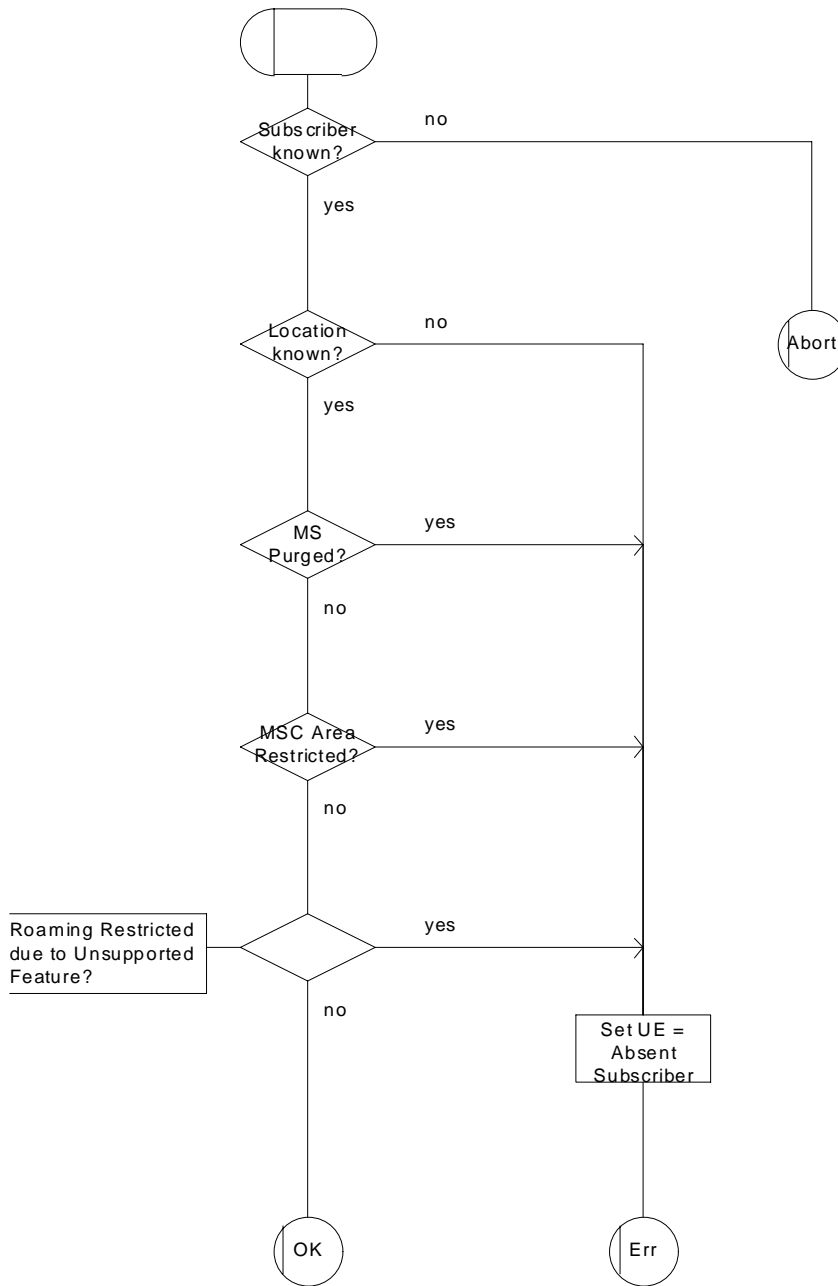


Figure 22.10.4/2: Macro Start_USSD_HLR

22.11 Common macros for clause 22

The following macros are used for the description of more than one of the supplementary service processes described in clause 22:

22.11.1 SS Password handling macros

Macro Get_Password_MSC

This macro is used by the MSC to relay a request for password from the VLR to the MS, and to relay a response from the MS back to the VLR. The macro is described in figure 22.11.1/1.

Macro Get_Password_VLR

This macro is used by the VLR to relay a request for password from the HLR to the MSC, and to relay a response from the MSC back to the HLR. The macro is described in figure 22.11.1/2.

Macrodefinition GET_PASSWORD_MSC

22.11.1_1(1)

Figure 22.11.1/1: Macro which relays a GetPassword request from the VLR to the MS and relays the GetPassword response from the MS to the VLR

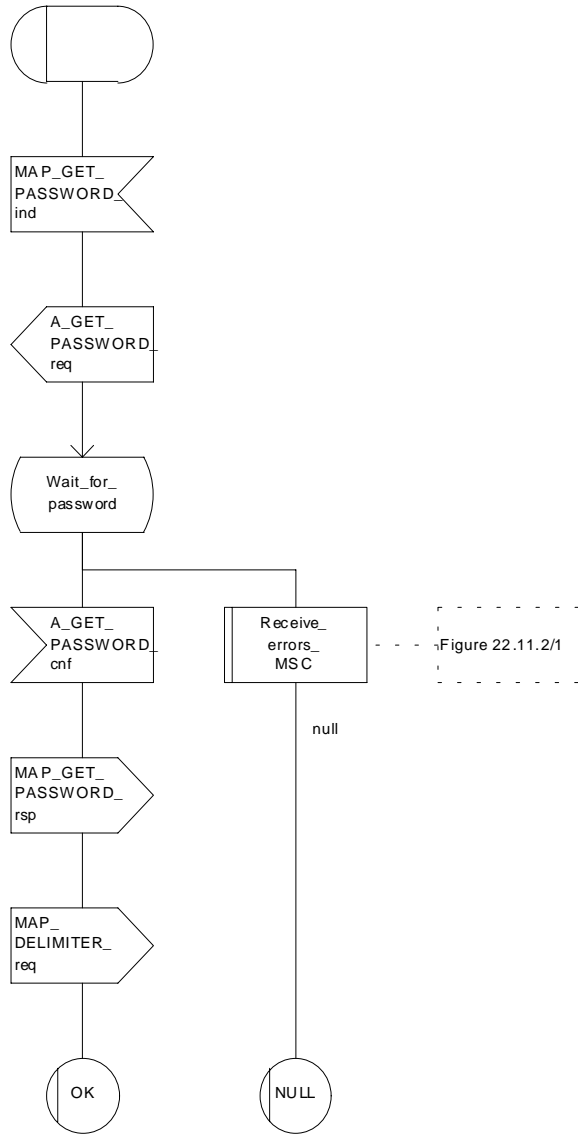


Figure 22.11.1/1: Macro Get_PW_MSC

Macrodefinition GET_PASSWORD_VLR

22.11.1_2(1)

Figure 22.11.1/2: Macro which relay a GetPassword request from the HLR to the VLR and relays the GetPassword response from the VLR to the HLR

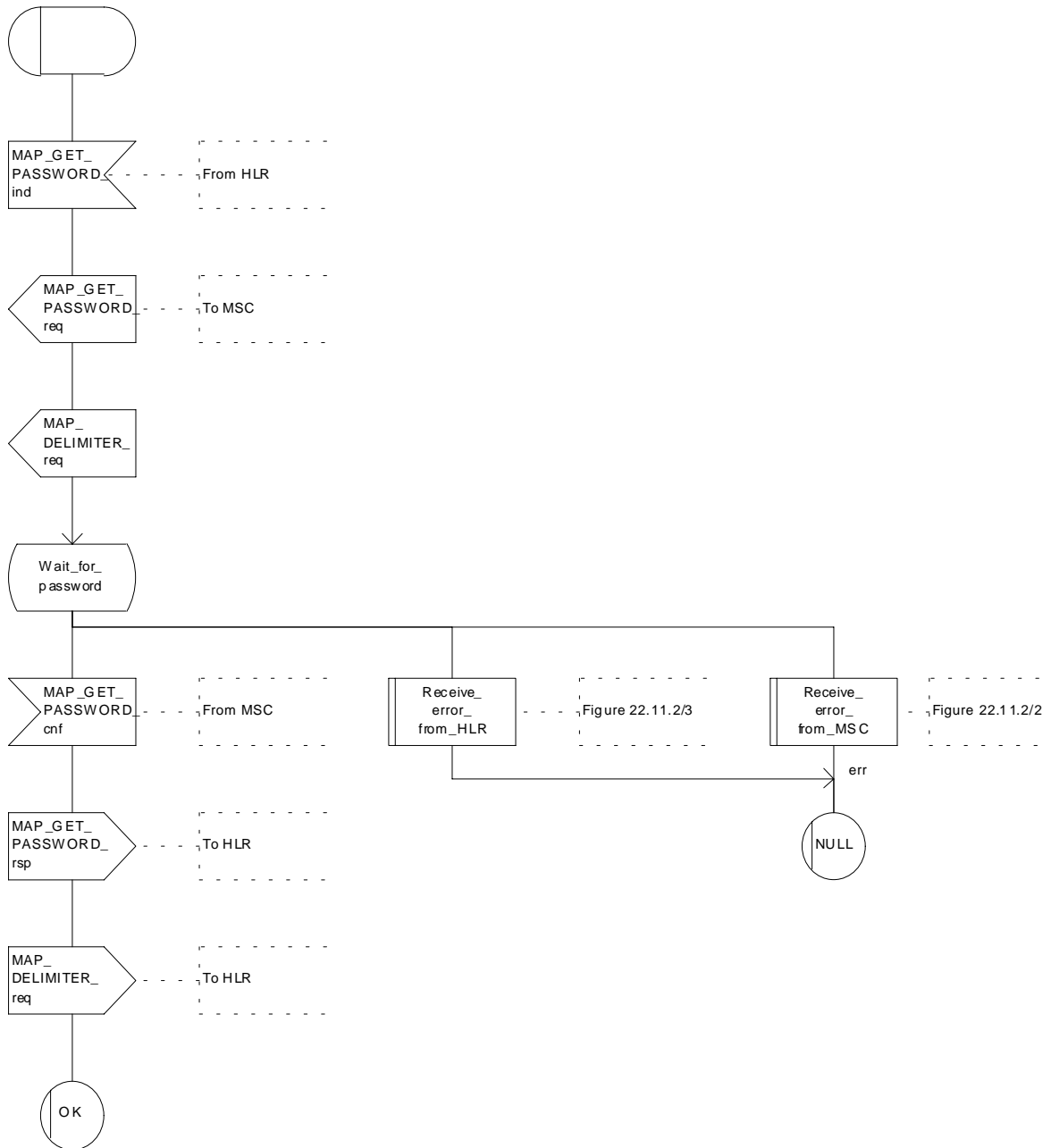


Figure 22.11.1/2: Macro Get_PW_VLR

22.11.2 SS Error handling macros

Macro Receive_errors_MSC

This macro is used by the MSC to receive signals which should lead to failure if received in any state of a supplementary service process. If the air interface connection is released by the MS, the communication towards the VLR is aborted, and the MSC should return to a stable "NULL" state. If a MAP_NOTICE indication is received from the VLR, or the VLR aborts or unexpectedly closes the connection, then the air interface connection shall be released. The macro is described in figure 22.11.2/1.

Macro Receive_error_from_MSC

This macro is used by the VLR to receive signals from the MSC which should lead to failure if received in any state of a supplementary service process. If a MAP_NOTICE indication is received from the MSC, that connection is closed before the only outcome of the macro, "err" is reported back to the calling process. The macro is described in figure 22.11.2/2.

Macro Receive_error_from_HLR

This macro is used by the VLR to receive signals from the HLR which should lead to failure if received in any state of a supplementary service process. If a MAP_NOTICE indication is received from the HLR, that connection is closed. The macro is described in figure 22.11.2/3.

Macro Receive_error_from_VLR

This macro is used by the HLR to receive signals from the VLR that should lead to failure if received in any state of a supplementary service process. If a MAP_NOTICE indication is received from the VLR, that connection is closed before the only outcome of the macro, "err" is reported back to the calling process. The macro is described in figure 22.11.2/4.

Macro Receive_error_from_next_node

This macro is used by the primary HLR to receive signals from the gsmSCF or secondary HLR that should lead to failure if received in any state of a supplementary service process. If a MAP_NOTICE indication is received from the next node, that connection is closed. The macro is described in figure 22.11.2/5.

Macrodefinition Receive_errors_MSC

22.11.2_1(1)

Figure 22.11.2/1: Macro which handles possible error situations while the MSC is waiting for a confirmation of a supplementary service request to the VLR

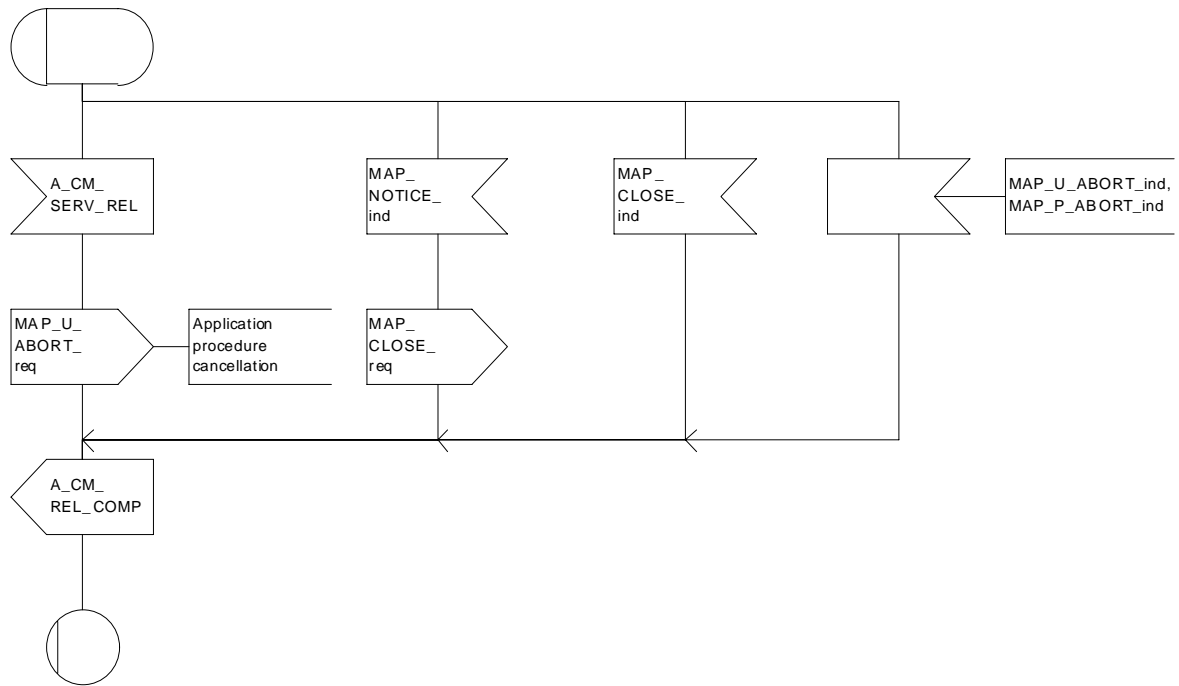


Figure 22.11.2/1: Macro Receive_Errors_MSC

Macrodefinition Receive_error_from_MSC

22.11.2_2(1)

Figure 22.11.2/2: Macro to receive errors from the MSC during supplementary services procedures in the VLR

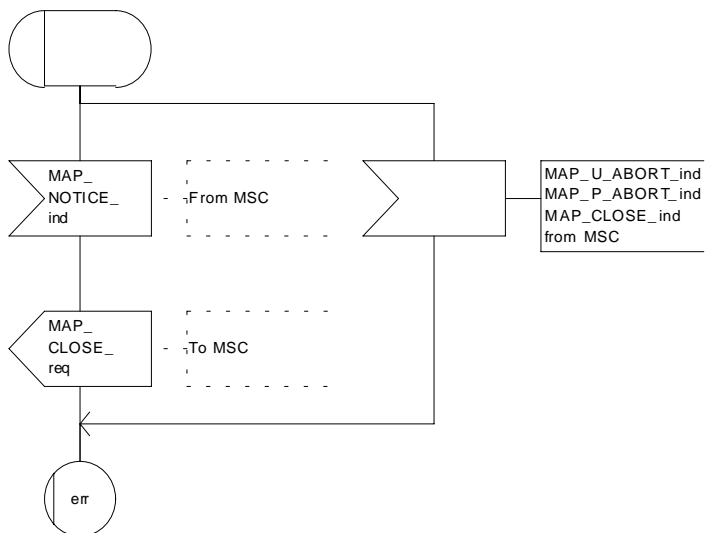


Figure 22.11.2/2: Macro Receive_Error_from_MSC

Macrodefinition Receive_error_from_HLR

22.11.2_3(1)

Figure 22.11.2/3: Macro to receive errors from the HLR while the VLR is waiting for a confirmation of a supplementary service request sent to the HLR

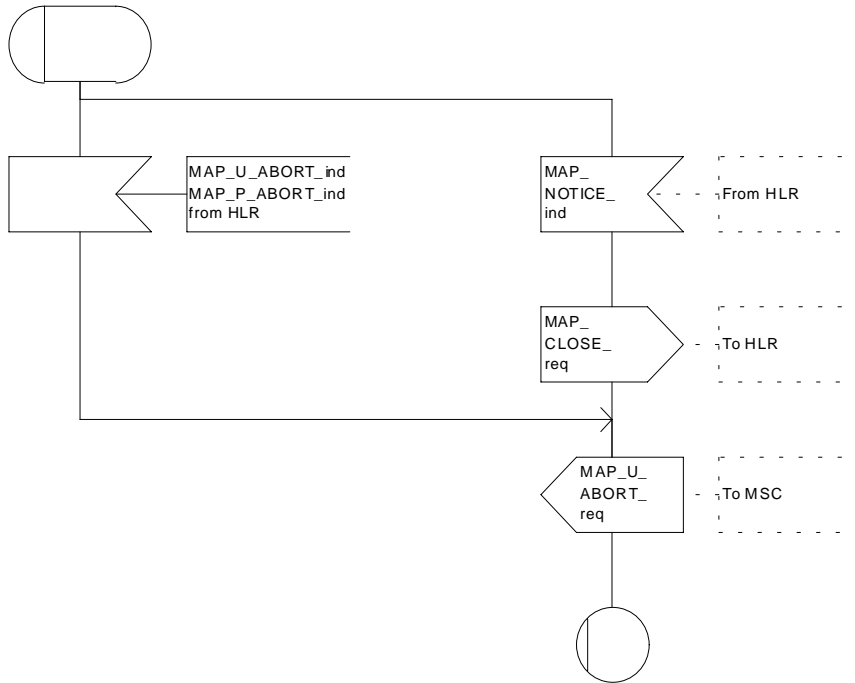


Figure 22.11.2/3: Macro Receive_Errors_HLR

Macrodefinition Receive_error_from_VLR

22.11.2_4(1)

Figure 22.11.2/4: Macro to receive errors from the VLR during supplementary services procedures in the HLR

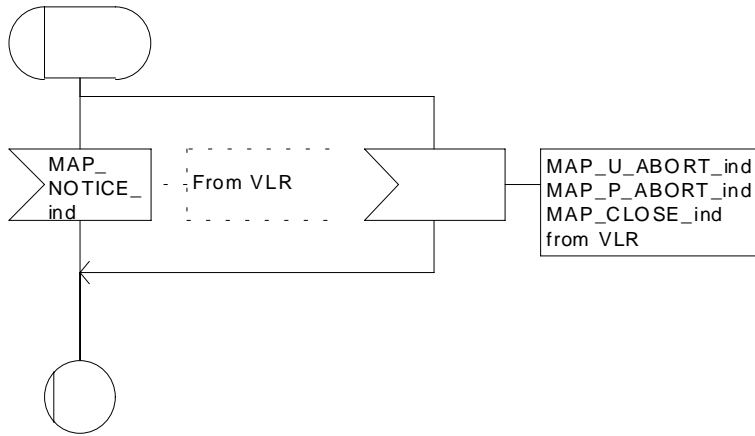


Figure 22.11.2/4: Macro Receive_error_from_VLR

Macrodefinition Receive_error_from_next_node

22.11.2_5(1)

Figure 22.11.2/5: Macro to receive errors from the next node while the HLR is waiting for a confirmation of a supplementary service request sent to the next node

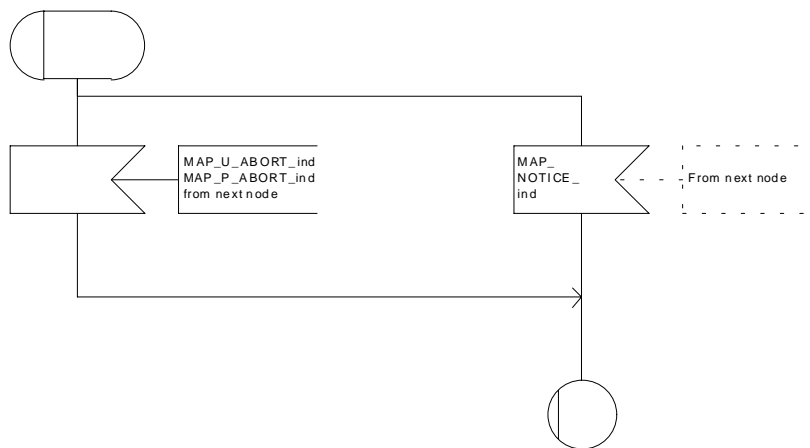


Figure 22.11.2/5: Macro Receive_error_from_next_node

22.12 Supplementary Service Invocation Notification procedure

22.12.1 General

The Supplementary Service Invocation Notification procedure is used to notify a gsmSCF about the invocation of a GSM Supplementary Service.

The password registration procedure is shown in figure 22.12.1/1.

The following services may be used:



(4) MAP-SUPPLEMENTARY-SERVICE-INVOCATION-NOTIFICATION (MSC to gsmSCF)

(5) MAP-SUPPLEMENTARY-SERVICE-INVOCATION-NOTIFICATION-ACK (gsmSCF to MSC)

MAP-SUPPLEMENTARY-SERVICE-INVOCATION-NOTIFICATION (defined in clauses 8 and 25).

Figure 22.12.1/1: Interfaces and services for supplementary service invocation notification

22.12.2 Procedures in the MSC

The supplementary service invocation notification procedure in the MSC is triggered when the requested supplementary service is invoked at the MSC. The MSC notifies the gsmSCF of a supplementary service invocation via the MAP-SUPPLEMENTARY-SERVICE-INVOCATION-NOTIFICATION service. This is sent in a TCAP TC-BEGIN primitive. The MSC then awaits a positive or negative acknowledgement from the gsmSCF to the MAP-SUPPLEMENTARY-SERVICE-INVOCATION-NOTIFICATION. This is received in a TCAP TC-END primitive, and upon receipt the relationship between the MSC and the gsmSCF is terminated. Similarly, the relationship is terminated at the MSC by the sending of or receipt of a TCAP P-ABORT primitive. This is illustrated in Figure 22.12.2/1.

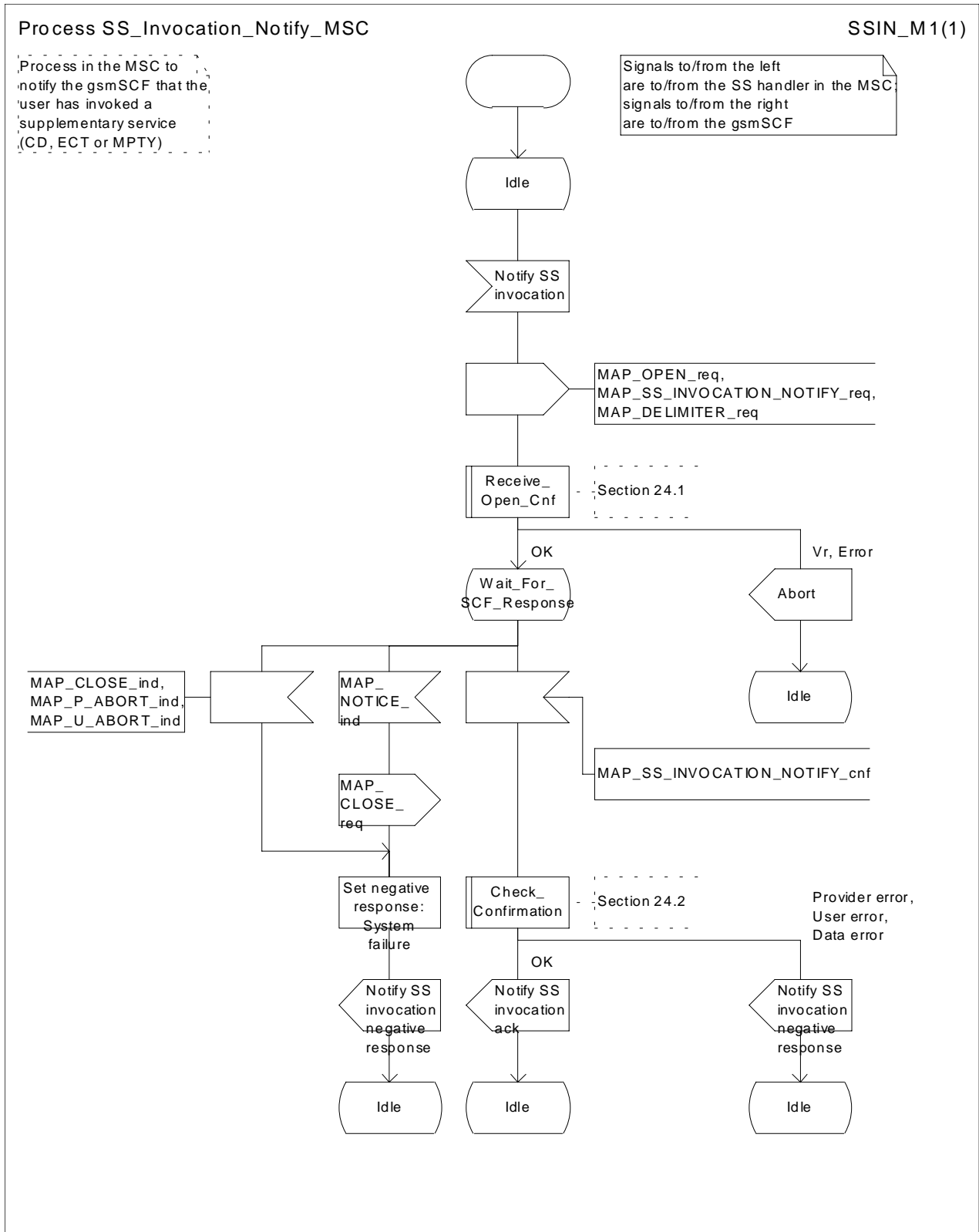


Figure 22.12.2/1: Process SS_Invocation_Notify_MSC (sheet 1 of 1)

22.12.3 Procedures in the gsmSCF

Upon receiving notification of the supplementary service invocation via the MAP-SUPPLEMENTARY-SERVICE-INVOCATION-NOTIFICATION service, the gsmSCF analyses the received information. If the gsmSCF understands the information sent via the MAP-SUPPLEMENTARY-SERVICE-INVOCATION-NOTIFICATION service then it returns a positive acknowledgement to the MAP-SUPPLEMENTARY-SERVICE-INVOCATION-NOTIFICATION, indicating the success of the service. This is returned in a TCAP TC-END primitive, using the basic end procedure.

Otherwise, a negative acknowledgement to the MAP-SUPPLEMENTARY-SERVICE-INVOCATION-NOTIFICATION is returned. This is also returned in a TCAP TC-END primitive, again using the basic end procedure. The gsmSCF TCAP service may also choose to abort the relationship to the MSC by sending a TCAP P-ABORT primitive. It will immediately terminate processing of a MAP-SUPPLEMENTARY-SERVICE-INVOCATION-NOTIFICATION should a TCAP P-ABORT primitive be received from the MSC. This is illustrated in Figure 22.12.3/1.

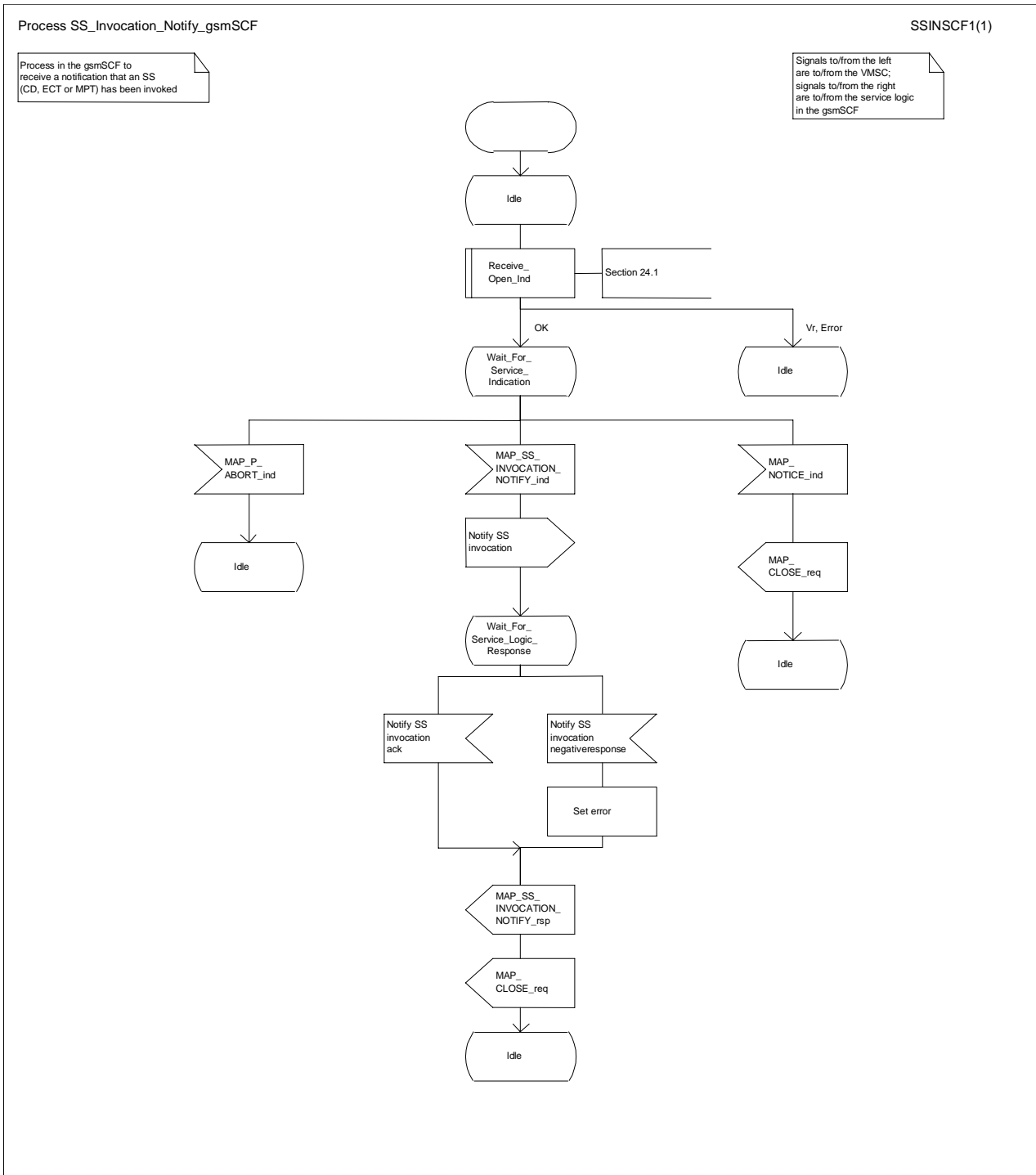


Figure 22.12.3/1: Process SS_Invocation_Notify_gsmSCF (sheet 1 of 1)

22.13 Activation of a CCBS request

22.13.1 General

The message flow to activate a CCBS request is shown in figure 22.13.1/1.




Figure 22.13.1/1: Message flow to activate a CCBS request

22.13.2 Procedure in the VLR

The MAP process in the VLR to activate a CCBS request is shown in figure 22.13.2/1. The MAP process invokes macros not defined in this subclause; the definitions of these macros can be found as follows:

Receive_Open_Cnf see subclause 25.1.2;

Check_Confirmation see subclause 25.2.2.

Successful Outcome

When the MAP process receives a CCBS Request message from the CCBS application process in the VLR, it requests a dialogue with the HLR whose identity is contained in the request by sending a MAP_OPEN service request and the necessary information in a MAP_REGISTER_CC_ENTRY service request. The VLR then invokes the macro Receive_Open_Cnf to wait for the response to the dialogue opening request. If the dialogue opening is successful, the MAP process waits for a response from the HLR.

If the MAP process receives a MAP_REGISTER_CC_ENTRY service confirm from the HLR, the MAP process invokes the macro Check_Confirmation to check the content of the confirm.

If the macro Check_Confirmation takes the OK exit, the MAP process sends a CCBS Request Ack message containing the information received from the HLR to the CCBS application process in the VLR and returns to the idle state.

Failure of dialogue opening with the HLR

If the macro Receive_Open_Cnf takes the Vr exit or the Error exit, the MAP process sends a CCBS Request Negative response message to the CCBS application process in the VLR and returns to the idle state.

Error in MAP_REGISTER_CC_ENTRY confirm

If the MAP_REGISTER_CC_ENTRY service confirm contains a user error or a provider error, or the macro Check_Confirmation indicates that there is a data error, the MAP process sends a CCBS Request Negative response message to the CCBS application process in the VLR and returns to the idle state.

Abort of HLR dialogue

After the dialogue with the HLR has been established, the MAP service provider may abort the dialogue by issuing a MAP_P_ABORT indication. In this case, the MAP process sends a CCBS Request negative response to the CCBS application process in the VLR and returns to the idle state.

If the MAP provider indicates a protocol problem by sending a MAP_NOTICE indication, the MAP process closes the dialogue with the HLR, sends a CCBS Request negative response indicating system failure to the CCBS application process in the VLR and returns to the idle state.

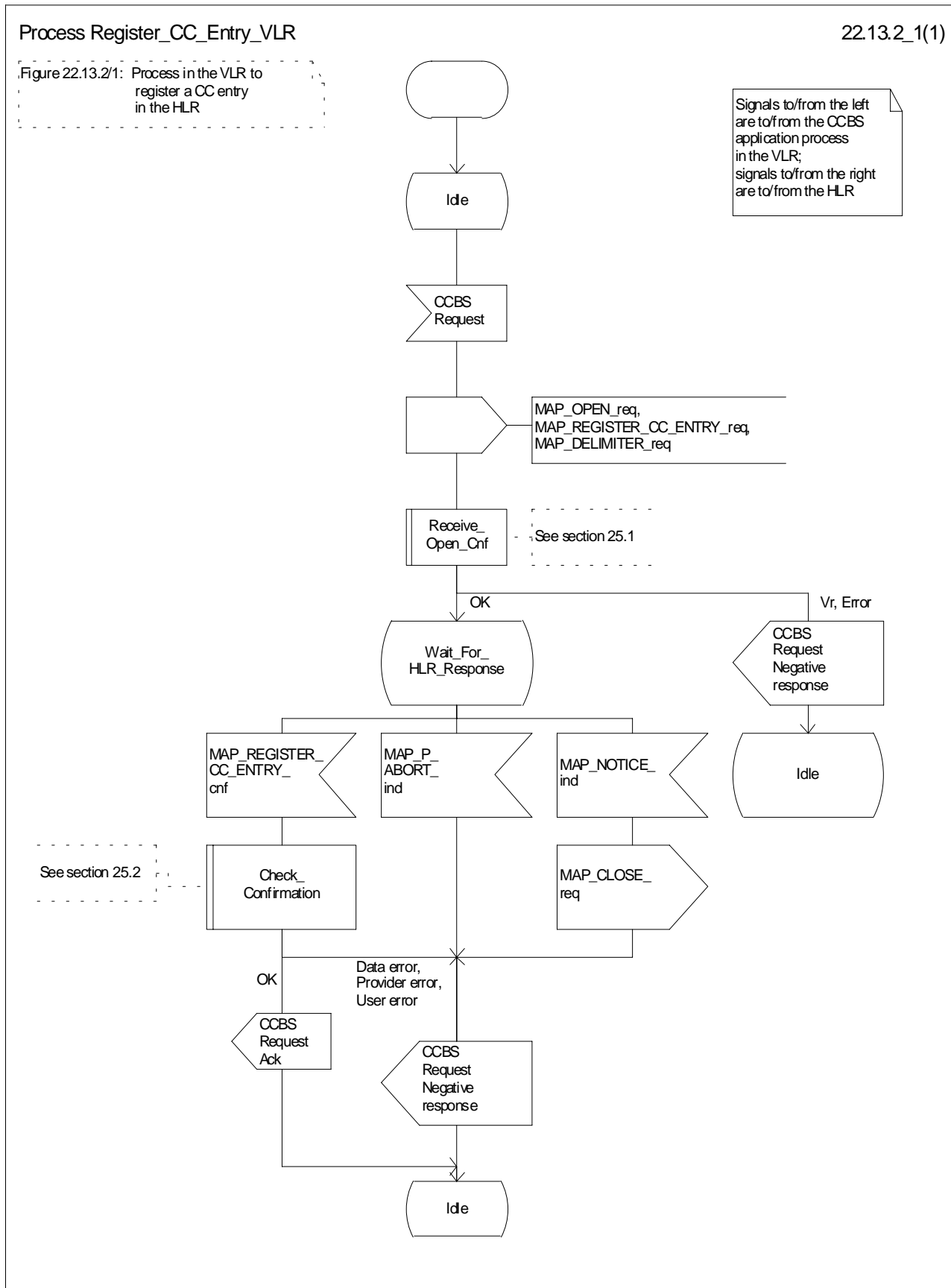


Figure 22.13.2/1: Process Register_CC_Entry_VLR

22.13.3 Procedure in the HLR

Successful outcome

When the MAP process receives a MAP_REGISTER_CC_ENTRY_indication from the co-ordinating process, it sends a CCBS Request message to the CCBS application process in the HLR, and waits for a response. The request contains the parameters received in the MAP_REGISTER_CC_ENTRY service indication.

If the CCBS application process in the HLR returns a positive response, the MAP process constructs a MAP_REGISTER_CC_ENTRY service response, constructs a MAP_CLOSE service request, sends them to the co-ordinating process and terminates.

Negative response from HLR CCBS application process

If the CCBS application process in the HLR returns a negative response, the MAP process constructs a MAP_REGISTER_CC_ENTRY service response containing the appropriate error, constructs a MAP_CLOSE service request, sends them to the co-ordinating process and terminates.

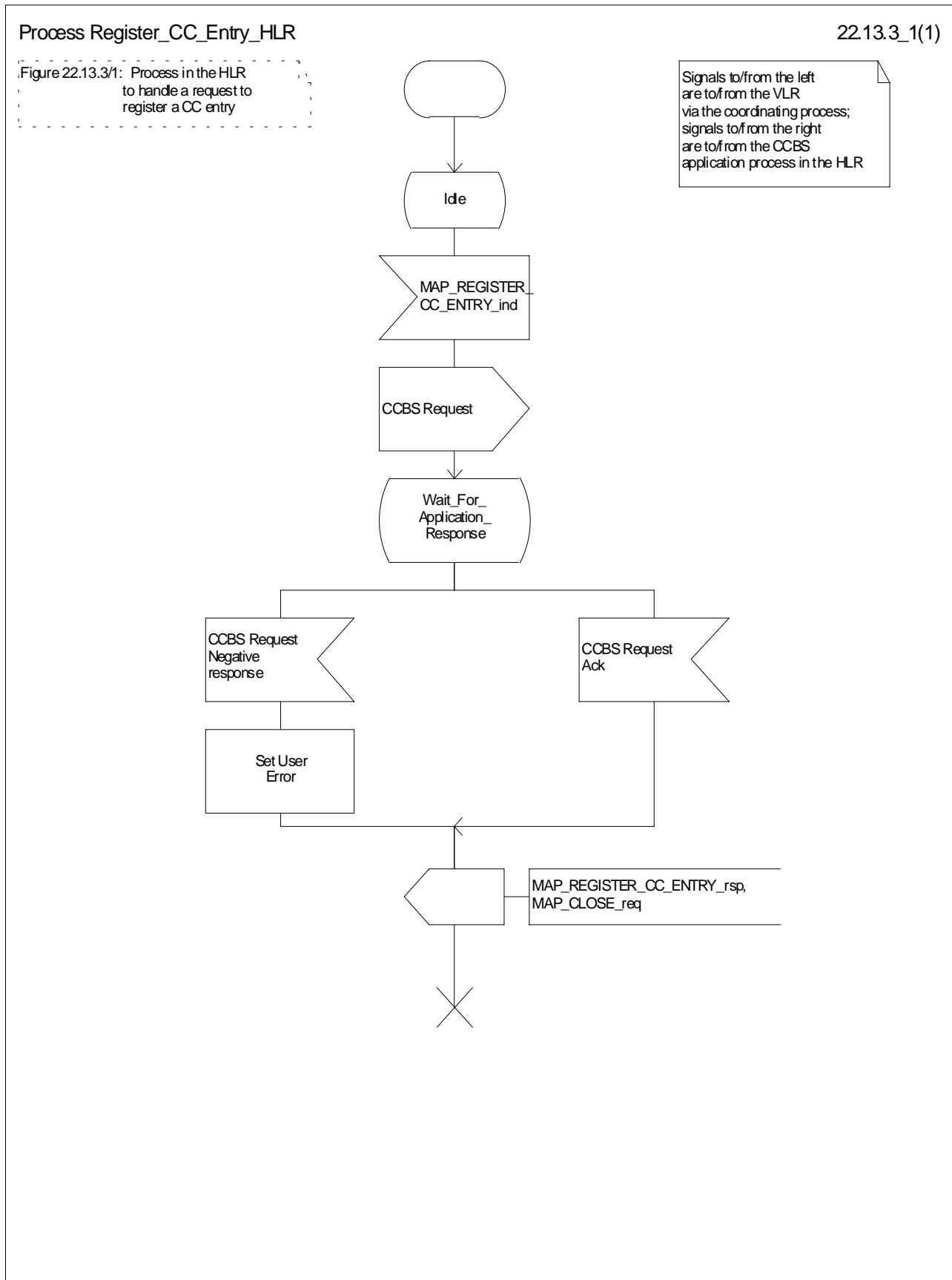


Figure 22.13.3/1: Process Register_CC_Entry_HLR

22.14 Deactivation of a CCBS request

22.14.1 General

The message flow to deactivate a CCBS request is shown in figure 22.14.1/1.

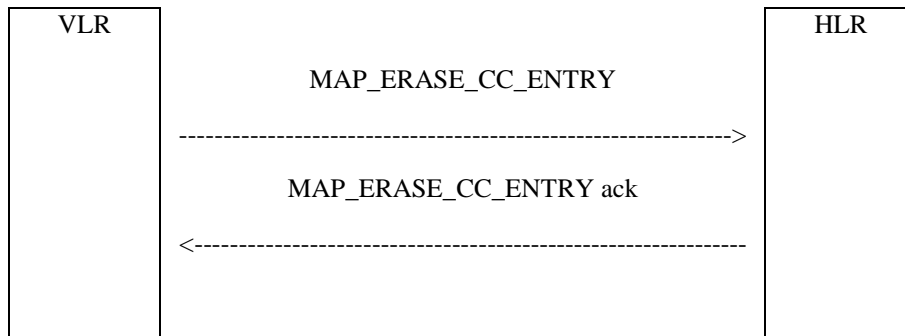


Figure 22.14.1/1: Message flow to deactivate a CCBS request

22.14.2 Procedure in the VLR

The MAP process in the VLR to deactivate a CCBS request is shown in figure 22.14.2/1. The MAP process invokes macros not defined in this subclause; the definitions of these macros can be found as follows:

Receive_Open_Cnf see subclause 25.1.2;

Check_Confirmation see subclause 25.2.2.

Successful Outcome

When the MAP process receives a Deactivate CCBS message from the CCBS application process in the VLR, it requests a dialogue with the HLR whose identity is contained in the request by sending a MAP_OPEN service request and the necessary information in a MAP_ERASE_CC_ENTRY service request. The VLR then invokes the macro Receive_Open_Cnf to wait for the response to the dialogue opening request. If the dialogue opening is successful, the MAP process waits for a response from the HLR.

If the MAP process receives a MAP_ERASE_CC_ENTRY service confirm from the HLR, the MAP process invokes the macro Check_Confirmation to check the content of the confirm.

If the macro Check_Confirmation takes the OK exit, the MAP process sends a Deactivate CCBS Ack message containing the information received from the HLR to the CCBS application process in the VLR and returns to the idle state.

Failure of dialogue opening with the HLR

If the macro Receive_Open_Cnf takes the Vr exit or the Error exit, the MAP process sends a Deactivate CCBS Negative response message to the CCBS application process in the VLR and returns to the idle state.

Error in MAP_ERASE_CC_ENTRY confirm

If the MAP_ERASE_CC_ENTRY service confirm contains a user error or a provider error, or the macro Check_Confirmation indicates that there is a data error, the MAP process sends a Deactivate CCBS Negative response message to the CCBS application process in the VLR and returns to the idle state.

Abort of HLR dialogue

After the dialogue with the HLR has been established, the MAP service provider may abort the dialogue by issuing a MAP_P_ABORT indication. In this case, the MAP process sends a Deactivate CCBS negative response to the CCBS application process in the VLR and returns to the idle state.

If the MAP provider indicates a protocol problem by sending a MAP_NOTICE indication, the MAP process closes the dialogue with the HLR, sends a Deactivate CCBS negative response indicating system failure to the CCBS application process in the VLR and returns to the idle state.

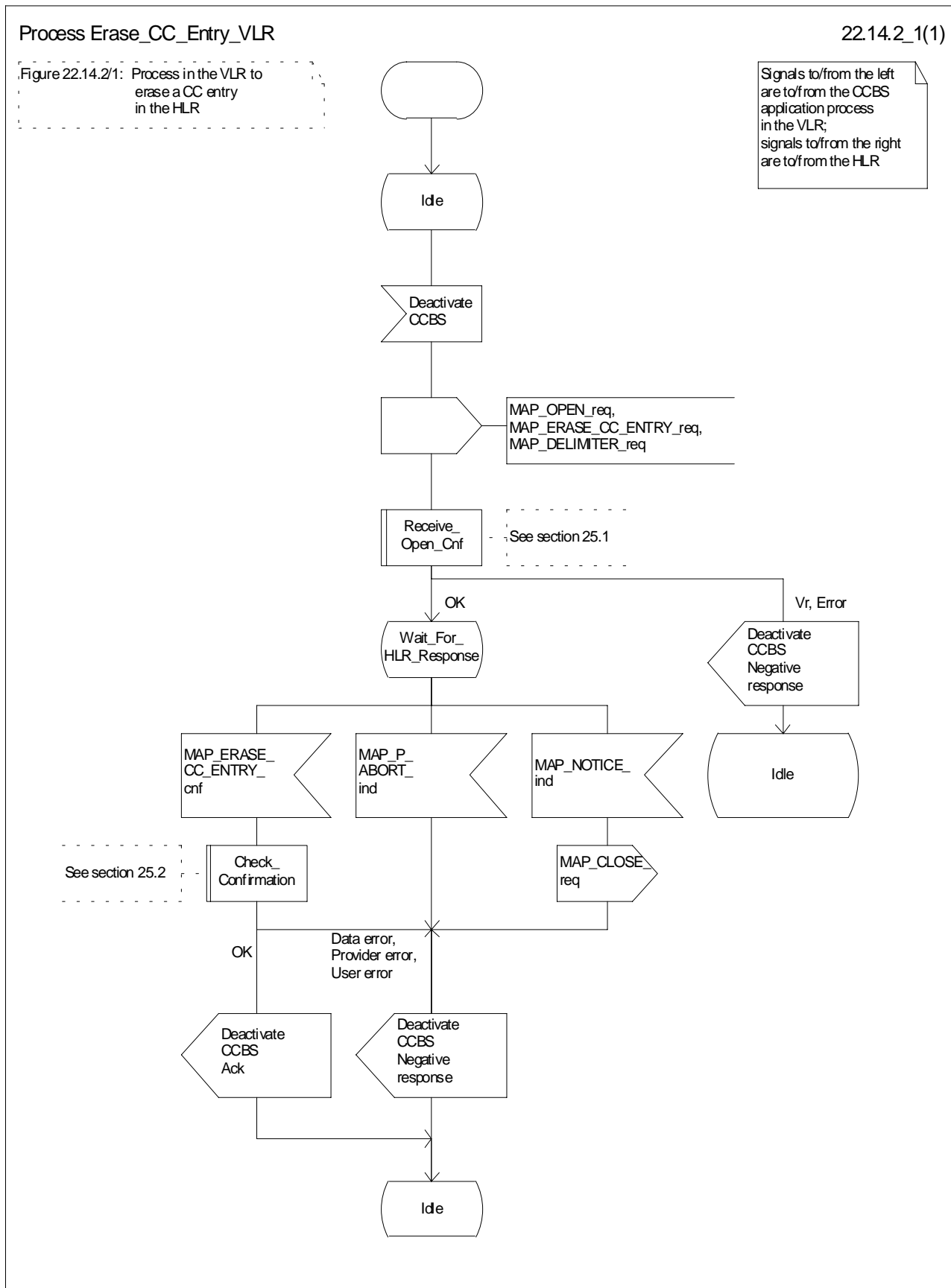


Figure 22.14.2/1: Process Erase_CC_Entry_VLR

22.14.3 Procedure in the HLR

Successful outcome

When the MAP process receives a MAP_ERASE_CC_ENTRY_indication from the co-ordinating process, it sends a Deactivate CCBS message to the CCBS application process in the HLR, and waits for a response. The message contains the parameters received in the MAP_ERASE_CC_ENTRY service indication.

If the CCBS application process in the HLR returns a positive response, the MAP process constructs a MAP_ERASE_CC_ENTRY service response, constructs a MAP_CLOSE service request, sends them to the co-ordinating process and terminates.

Negative response from HLR CCBS application process

If the CCBS application process in the HLR returns a negative response, the MAP process constructs a MAP_ERASE_CC_ENTRY service response containing the appropriate error, constructs a MAP_CLOSE service request, sends them to the co-ordinating process and terminates.

Process Erase_CC_Entry_HLR

22.14.3_1(1)

Figure 22.14.3/1: Process in the HLR to handle a request to erase a CC entry

Signals to/from the left are to/from the VLR via the coordinating process; signals to/from the right are to/from the CCBS application process in the HLR

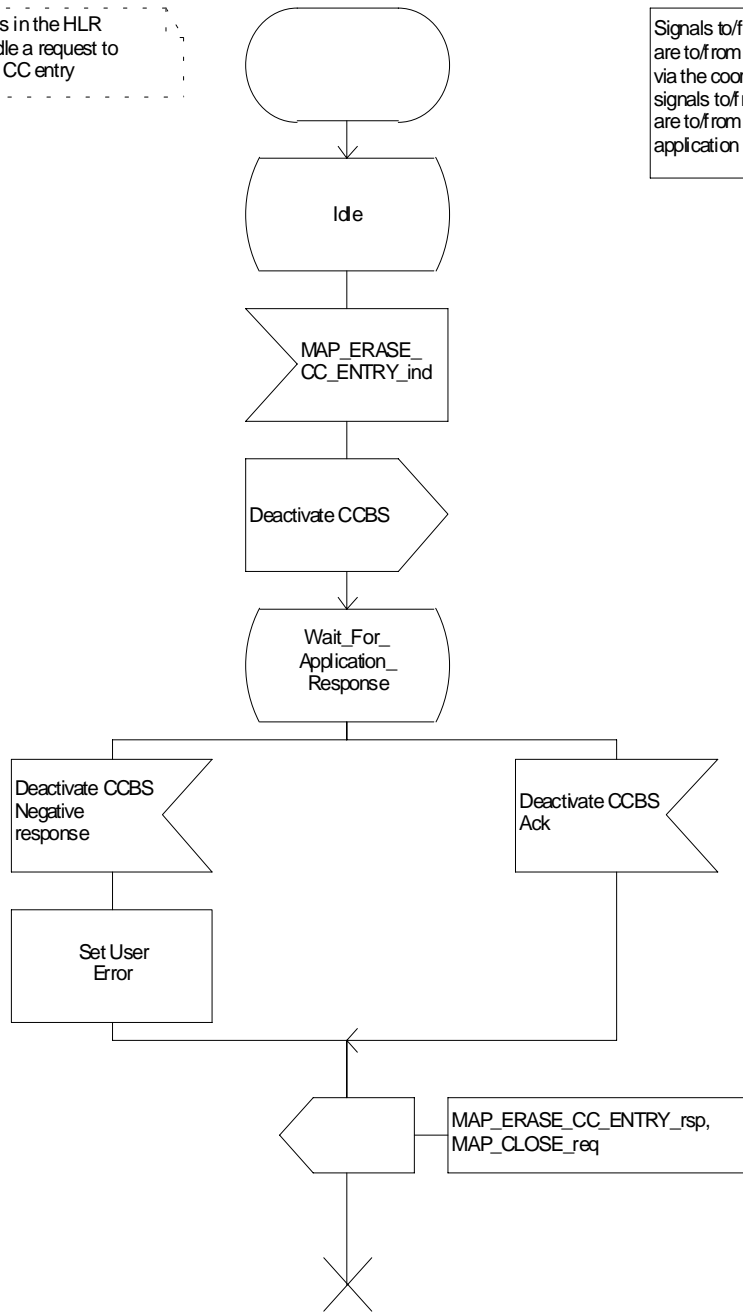


Figure 22.14.3/1: Process Erase_CC_Entry_HLR

23 Short message service procedures

23.1 General

The short message service procedures are used to control both mobile originated and mobile terminated short message transfer.

Four procedures exist for short message services:

- mobile originated short message service transfer;
- mobile terminated short message service transfer;
- short message alert procedure;
- short message waiting data set procedure.

The following application context refers to a complex MAP user consisting of several processes:

- shortMessageGatewayContext.

This application context needs a co-ordinating process in the HLR. Additionally a Co-ordinator has to be defined for the mobile originated situation in the MSC, because the A_CM_SERV_REQ message does not distinguish between mobile originated short message transfer and the short message alert procedures.

NOTE: A_CM_SERV_REQ message is not used for SMS over GPRS.

23.1.1 Mobile originated short message service Co-ordinator for the MSC

The A_CM_SERV_REQ message (GSM 04.08) is received from the A-interface containing the CM service type. This parameter indicates mobile originated short message service. The service MAP_PROCESS_ACCESS_REQUEST is started.

If the MAP_PROCESS_ACCESS_REQUEST service ends successfully, the MS initiates mobile originated short message transfer or alerting indication. Depending on the situation, the appropriate process is initiated as follows:

- if the A_RP_MO_DATA indication is received, the process MOSM_MSC is initiated (see subclause 23.2.1);
- if the A_RP_SM_MEMORY_AVAILABLE indication is received, the process SC_Alert_MSC is initiated (see subclause 23.4.1).

After creation of the user process the Co-ordinator relays the messages between the A-interface and the invoked process until a request or an indication for dialogue termination is received.

The SMS process Co-ordinator is shown in the figure 23.1/1.

Process Co_SMS_MSC

23.1_1(1)

Figure 23.1/1: The SMS co-ordinating process in the MSC.

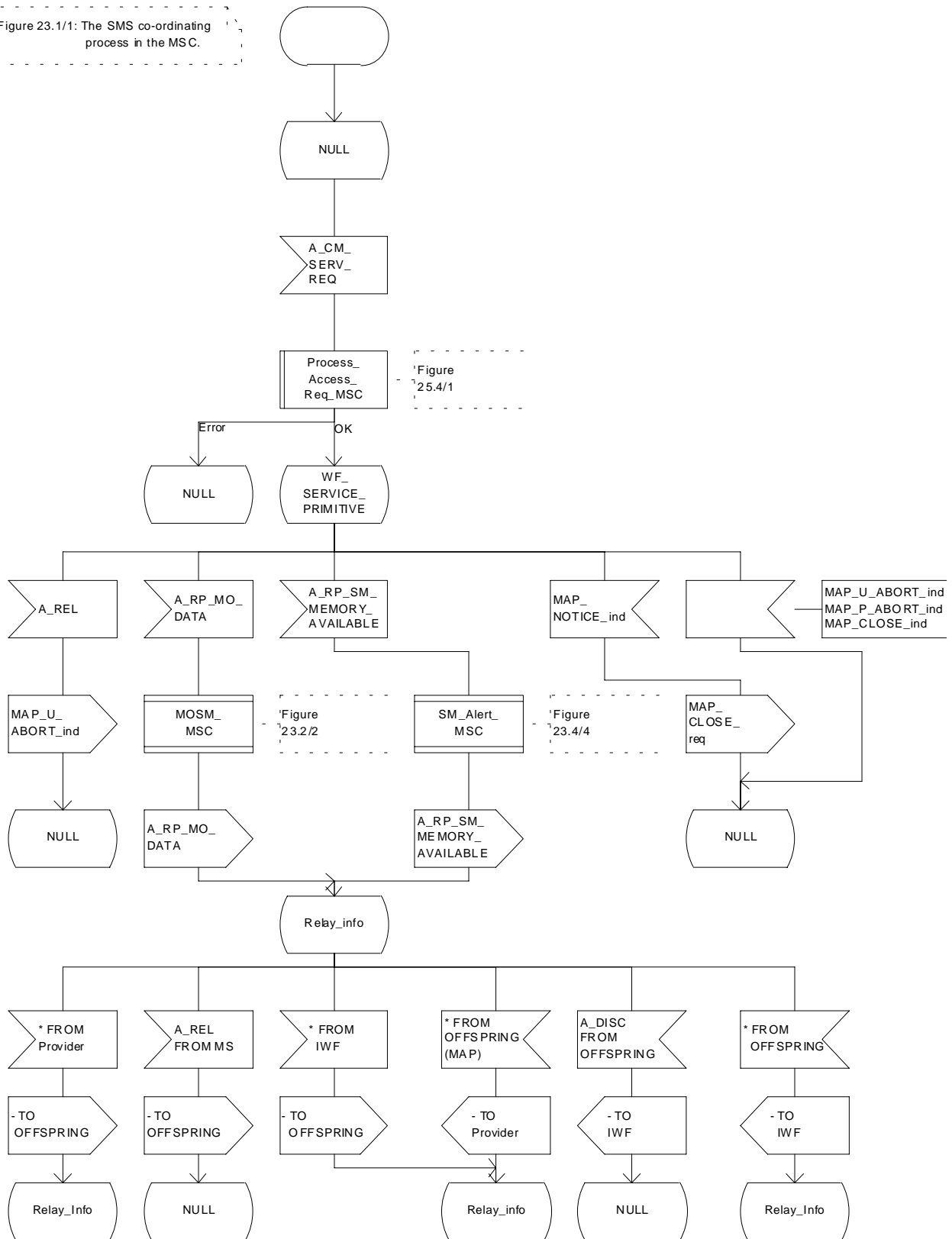


Figure 23.1/1: Process Co_SMS_MSC

23.1.2 Short message Gateway Co-ordinator for the HLR

The MAP_OPEN indication opens a dialogue for the short message procedure between the gateway MSC and the HLR when the application context shortMessageGatewayContext is received. If that service is successful, the Co-ordinator can receive the first service primitive from the MAP_PM. Depending on the received primitive, the user process is created as follows:

- if the MAP_SEND_ROUTING_INFO_FOR_SM indication is received, the process Mobile_Terminated_SM_HLR is created;
- if the MAP_REPORT_SM_DELIVERY_STATUS indication is received, the process Report_SM_delivery_stat_HLR is created.

After creation of the user process the Co-ordinator relays the messages between the MAP_PM and the invoked process until a request or an indication for dialogue termination is received.

The SM Gateway Co-ordinator is shown in the figure 23.1/2.

If the Receive_Open_Ind macro takes the Vr exit then HLR shall perform the MAP Vr dialogue. But based on the subscriber data, handling at the MAP user application level may be performed as described in release 97 :

- If the subscriber is not a GPRS subscriber then the behaviour of the HLR shall be the same as described in the corresponding MAP Vr release.
- If the subscriber is a GPRS subscriber and a non-GPRS subscriber with the option « transfer of SM via the MSC when GPRS is not supported in the GMSC » then the behaviour of the HLR shall be the same as described in the corresponding MAP Vr release.
- If the subscriber is a GPRS subscriber and a non-GPRS subscriber with the option « transfer of SM via the SGSN when GPRS is not supported in the GMSC » or if the subscriber is a GPRS subscriber only then the behaviour of the HLR shall be the same as for the case transfer over GPRS described in MAP release 97, with the following precision: because GMSC does not support MAP release 97, the previous MAP protocol release is used. When the HLR sends the MAP_SEND_ROUTING_INFO_FOR_SM_Resp, the SGSN number is mapped to the MAP parameter « MSC number ». When the HLR sends the MAP_INFORM_SERVICE_CENTRE_resp, the MNRG status shall be mapped to the MAP parameter « mnrf-set ». When the HLR receives the MAP_REPORT_SM_DELIVERY_STATUS_Ind, it shall interpret the delivery outcome as a GPRS delivery outcome.

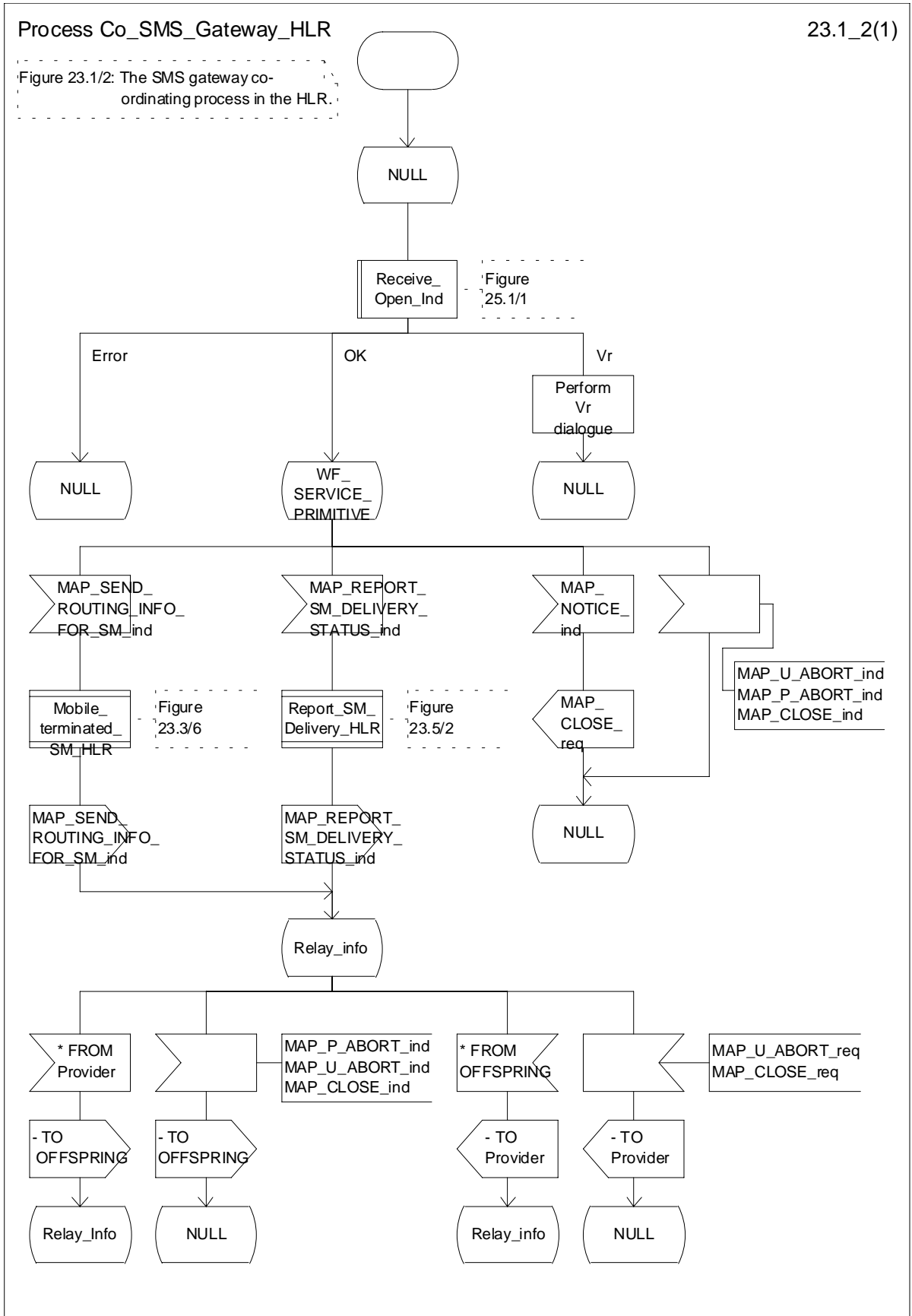


Figure 23.1/2: Process Co_SMS_Gateway_HLR

23.1.3 Mobile originated short message service Co-ordinator for the SGSN

The MS initiates mobile originated short message transfer or alerting indication. Depending on the situation, the appropriate process is initiated as follows:

- if the A_RP_MO_DATA indication is received, the process MOSM_SGSN is initiated (see subclause 23.2.4);
- if the A_RP_SM_MEMORY_AVAILABLE indication is received, the process SC_Alert_SGSN is initiated (see subclause 23.4.5).

After creation of the user process the Co-ordinator relays the messages between the SGSN and the MS, and the invoked process until a request or an indication for dialogue termination is received.

The SMS process Co-ordinator is shown in the figure 23.1/3.

Process Co_SMS_SGSN

23.1_3(1)

Figure 23.1/3: The SMS co-ordinating process in the SGSN

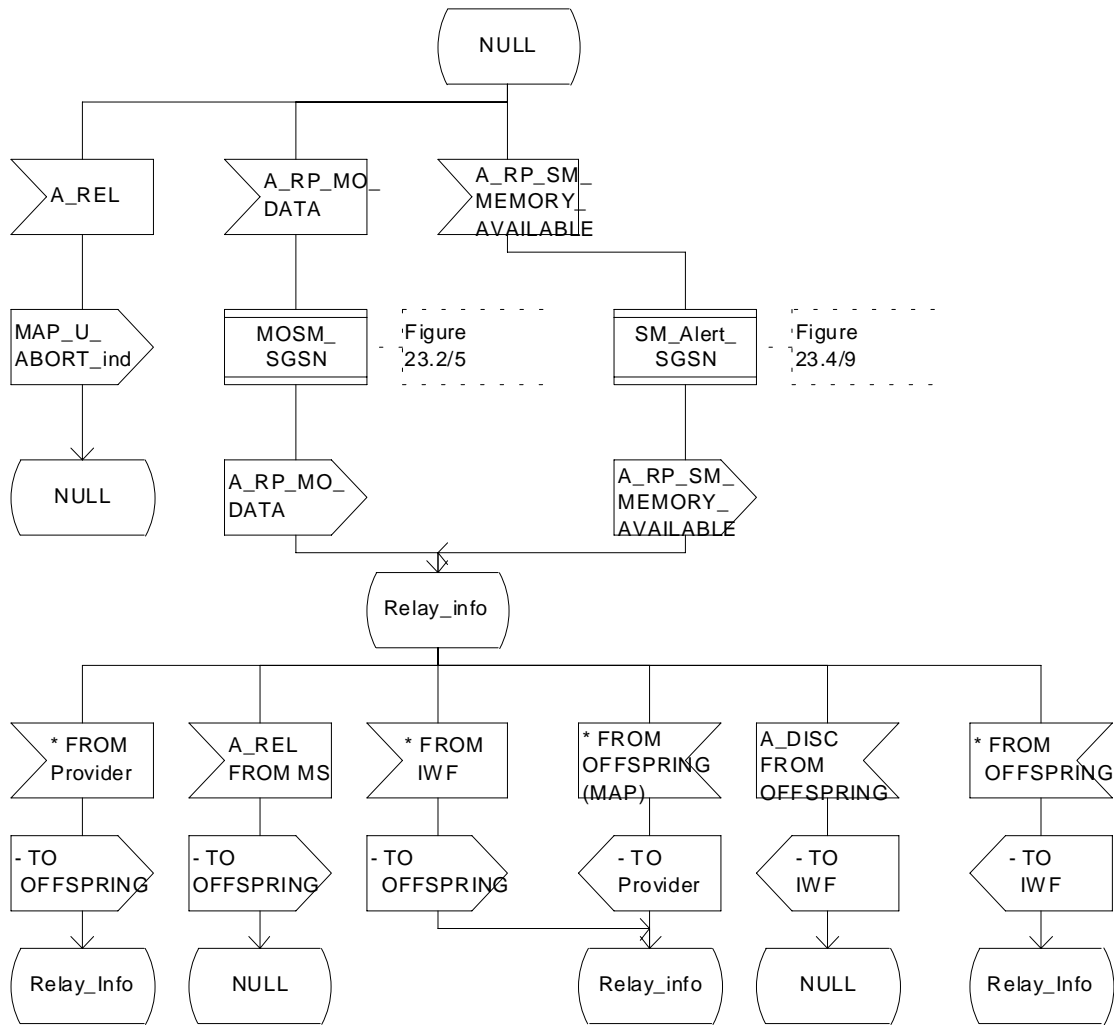
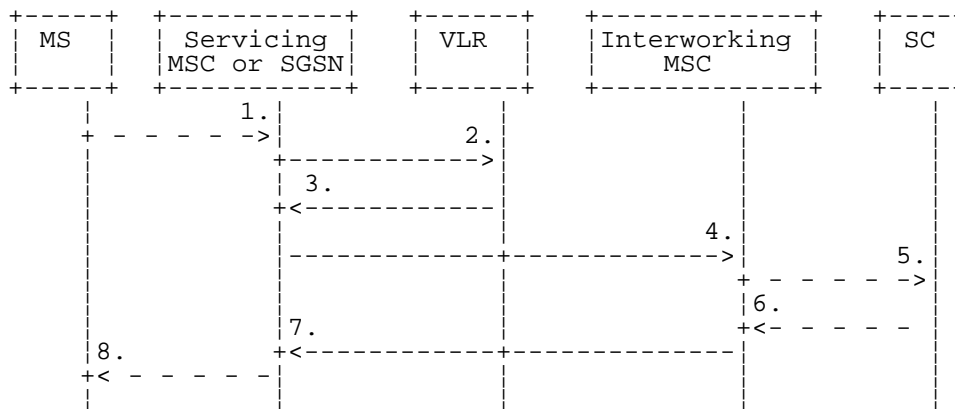


Figure 23.1/3: Process Co_SMS_SGSN

23.2 The mobile originated short message transfer procedure

The mobile originated short message service procedure is used to forward short message from a mobile subscriber to a Service Centre. The mobile originated short message service procedure is shown in figure 23.2/1.



- 1) Short Message (GSM 04.11)
- 2) MAP_SEND_INFO_FOR_MO_SMS (*)
- 3) MAP_SEND_INFO_FOR_MO_SMS_ACK (*)
- 4) MAP_MO_FORWARD_SHORT_MESSAGE
- 5) Short message (GSM 03.40)
- 6) Short message Acknowledgement (GSM 03.40)
- 7) MAP_MO_FORWARD_SHORT_MESSAGE_ACK
- 8) Short Message Acknowledgement (GSM 04.11)

(*) Messages 2) and 3) are not used by SGSN

Figure 23.2/1: Mobile originated short message transfer

In addition the following MAP services are used:

- | | |
|-------------------------------|--------------------------|
| MAP_PROCESS_ACCESS_REQUEST | (see subclause 8.3); (*) |
| MAP_AUTHENTICATE | (see subclause 8.5); (*) |
| MAP_SET_CIPHERING_MODE | (see subclause 8.6); (*) |
| MAP_PROVIDE_IMSI | (see subclause 8.9); (*) |
| MAP_CHECK_IMEI | (see subclause 8.7); |
| MAP_FORWARD_NEW_TMSI | (see subclause 8.9); (*) |
| MAP_TRACE_SUBSCRIBER_ACTIVITY | (see subclause 9.1); (*) |
| MAP_READY_FOR_SM | (see subclause 12.4). |

(*) Those messages are not used by SGSN.

23.2.1 Procedure in the servicing MSC

The activation of the MAP_PROCESS_ACCESS_REQUEST service is described in the subclause 25.4.1.

When receiving the short message from the A-interface, the MSC sends the MAP_SEND_INFO_FOR_MO_SMS request to the VLR. As a response the MSC will receive the MAP_SEND_INFO_FOR_MO_SMS confirmation from VLR indicating that:

- the service ends successfully. If the MSC is not itself the IWMSC, the short message transmission towards the IWMSC is initiated using the MAP_MO_FORWARD_SHORT_MESSAGE request;
- the service ends unsuccessfully. The error cause in the MAP_SEND_INFO_FOR_MO_SMS confirmation indicates the reason for the unsuccessful end. The mapping between MAP error causes and RP_ERROR causes is described in GSM 03.40.

If there are data errors in the MAP_SEND_INFO_FOR_MO_SMS confirmation, or there is an operation failure in MAP, the RP_ERROR cause network out of order is forwarded to the mobile station.

The MSC opens a CAMEL dialogue as specified in 3G TS 23.078. If the CAMEL service bars the MO SM then the failure is reported to MS.

The MSC checks the barring as follows;

- if the short message transfer would contravene operator determined barring, the failure is reported to the CAMEL service as specified in 3G TS 23.078 and the call barred error with cause operator barring is returned to MS;
- if the short message transfer would contravene the supplementary service call barring conditions, the failure is reported to the CAMEL service as specified in 3G TS 23.078 and the call barred error with cause barring service active is returned to MS.

If the service MAP_MO_FORWARD_SHORT_MESSAGE is started, the MSC will check whether the grouping of MAP_OPEN request and MAP_MO_FORWARD_SHORT_MESSAGE request needs segmentation. If this is the case then the MAP_OPEN request primitive shall be sent first without any associated MAP service request primitive and the dialogue confirmation must be received before the MAP_MO_FORWARD_SHORT_MESSAGE request is sent. As a response to the procedure, the servicing MSC will receive the MAP_MO_FORWARD_SHORT_MESSAGE confirmation from the IWMSC indicating that:

- the short message has been successfully delivered to the Service Centre. The successful submission of SM is reported to the CAMEL service as specified in 3G TS 23.078 and the acknowledgement is sent to the mobile station;
- one of several error cases has occurred. The mapping between MAP error causes and RP_ERROR causes is described in GSM 03.40. The failure in the SM submission is reported to the CAMEL service as specified in 3G TS 23.078 and the appropriate indication is provided to the mobile station.

If the procedure failed, a provider error or an abort indication is received. The RP_ERROR cause network out of order is provided to the mobile station.

If the MSC itself is the interworking MSC, the short message is forwarded to the Service Centre. In that case the service MAP_MO_FORWARD_SHORT_MESSAGE is not initiated. The acknowledgement message from the Service Centre is forwarded to the mobile station (GSM 03.40, GSM 04.11).

The mobile originated short message service procedure is shown in figure 23.2/2.

Process MOSM_MSC

23.2_2.1(3)

Figure 23.2/2: The mobile originated short message service process in the MSC.

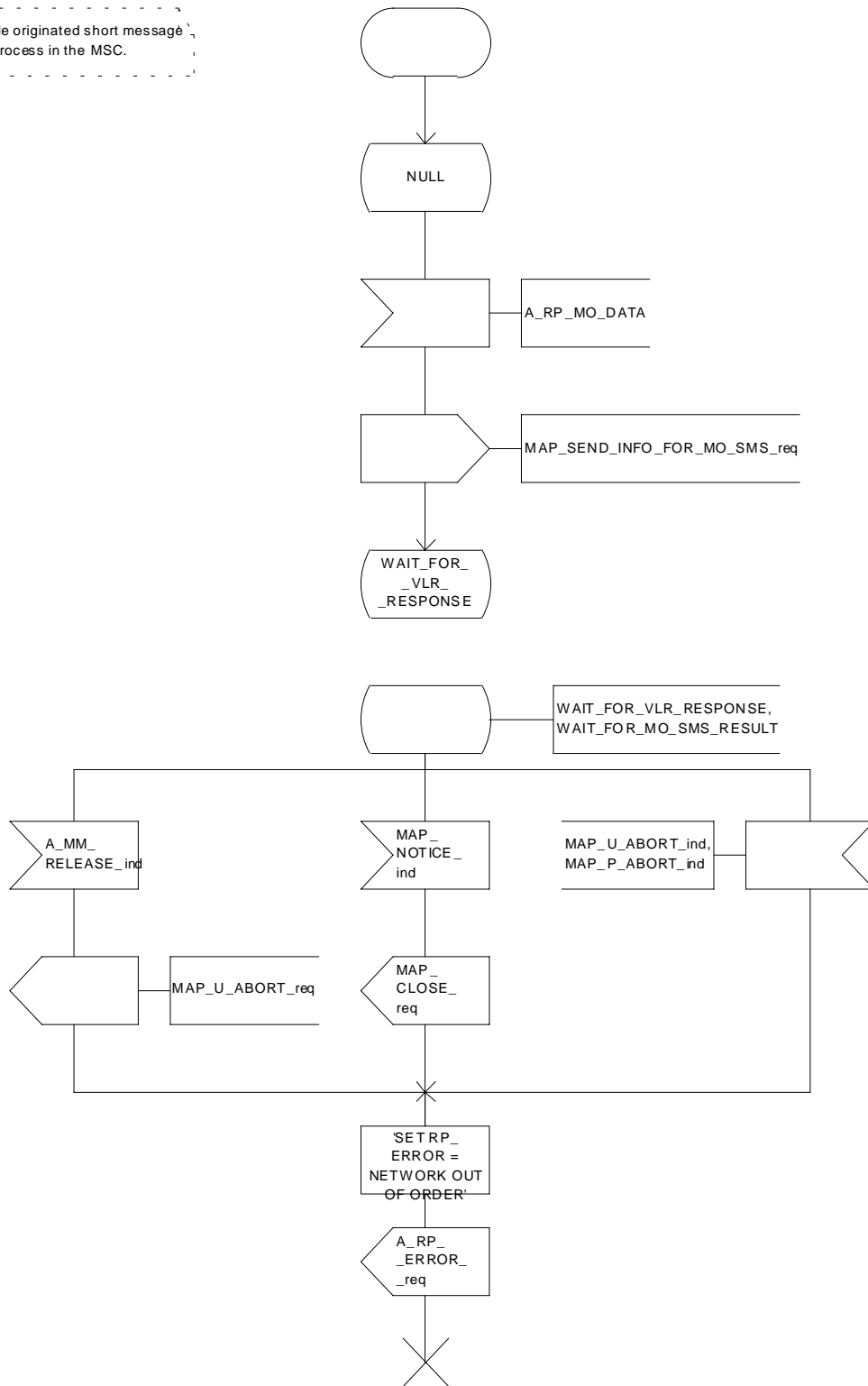


Figure 23.2/2 (sheet 1 of 4): Process MOSM_MSC

Process MOSM_MSC

23.2_2.2(4)

Figure 23.2/2: The mobile originated short message service process in the MSC.

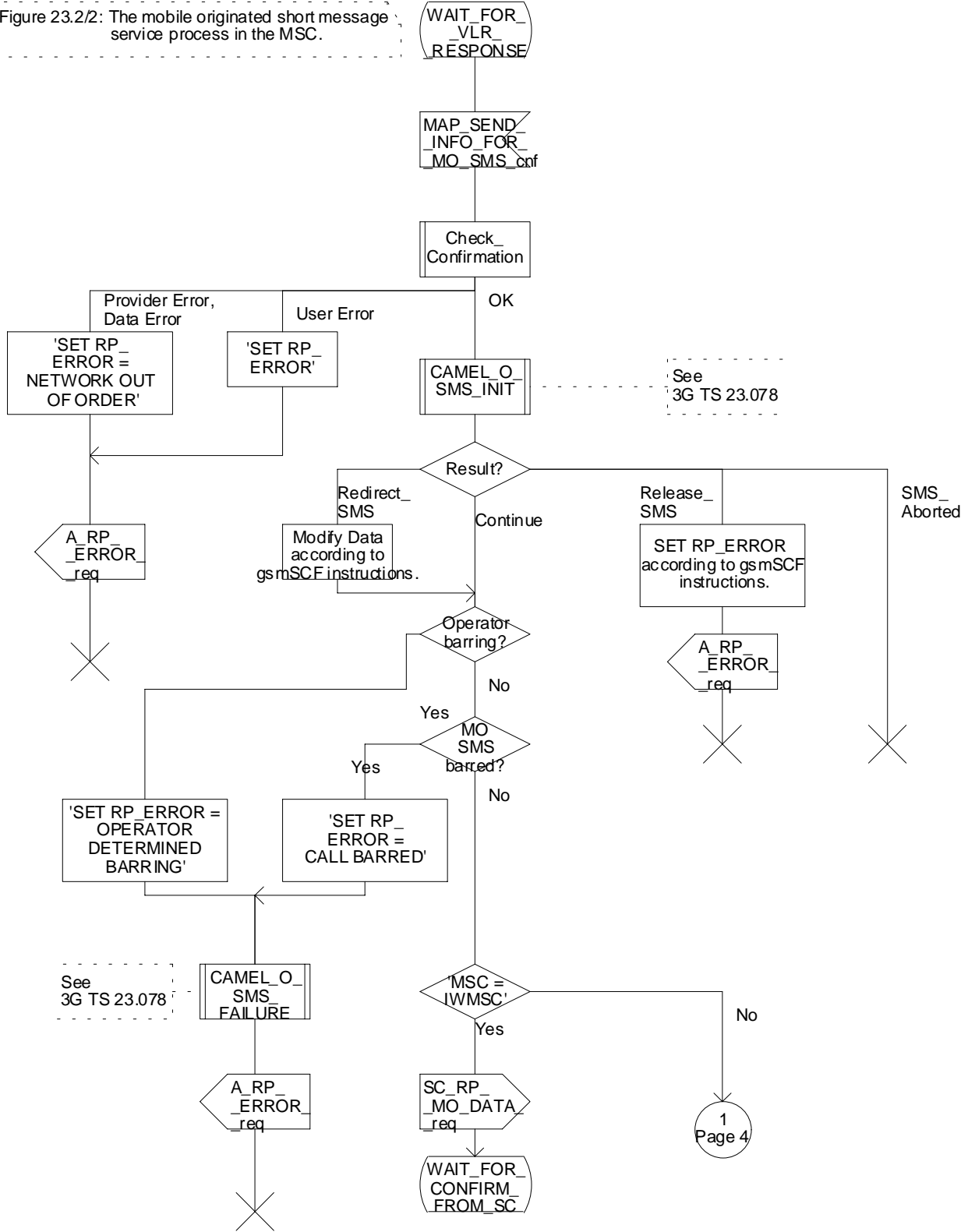


Figure 23.2/2 (sheet 2 of 4): Process MOSM_MSC

Process MOSM_MSC

23.2_2.new3(4)

Figure 23.2/2: The mobile originated short message service process in the MSC.

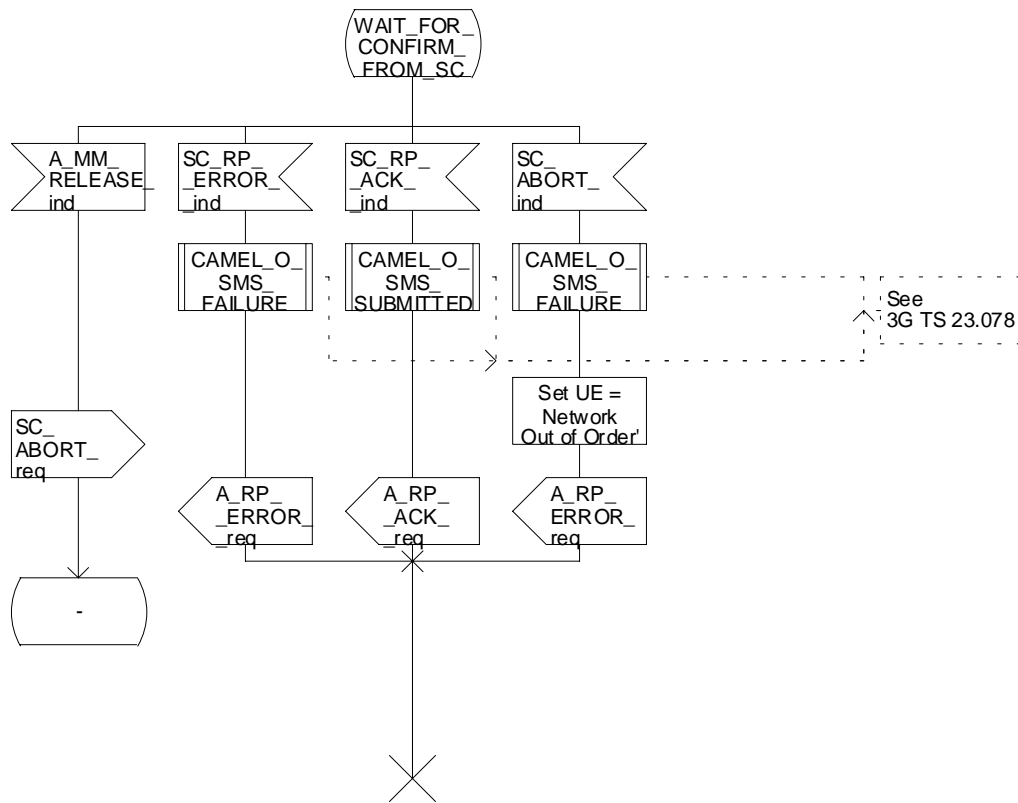


Figure 23.2/2 (sheet 3 of 4): Process MOSM_MSC

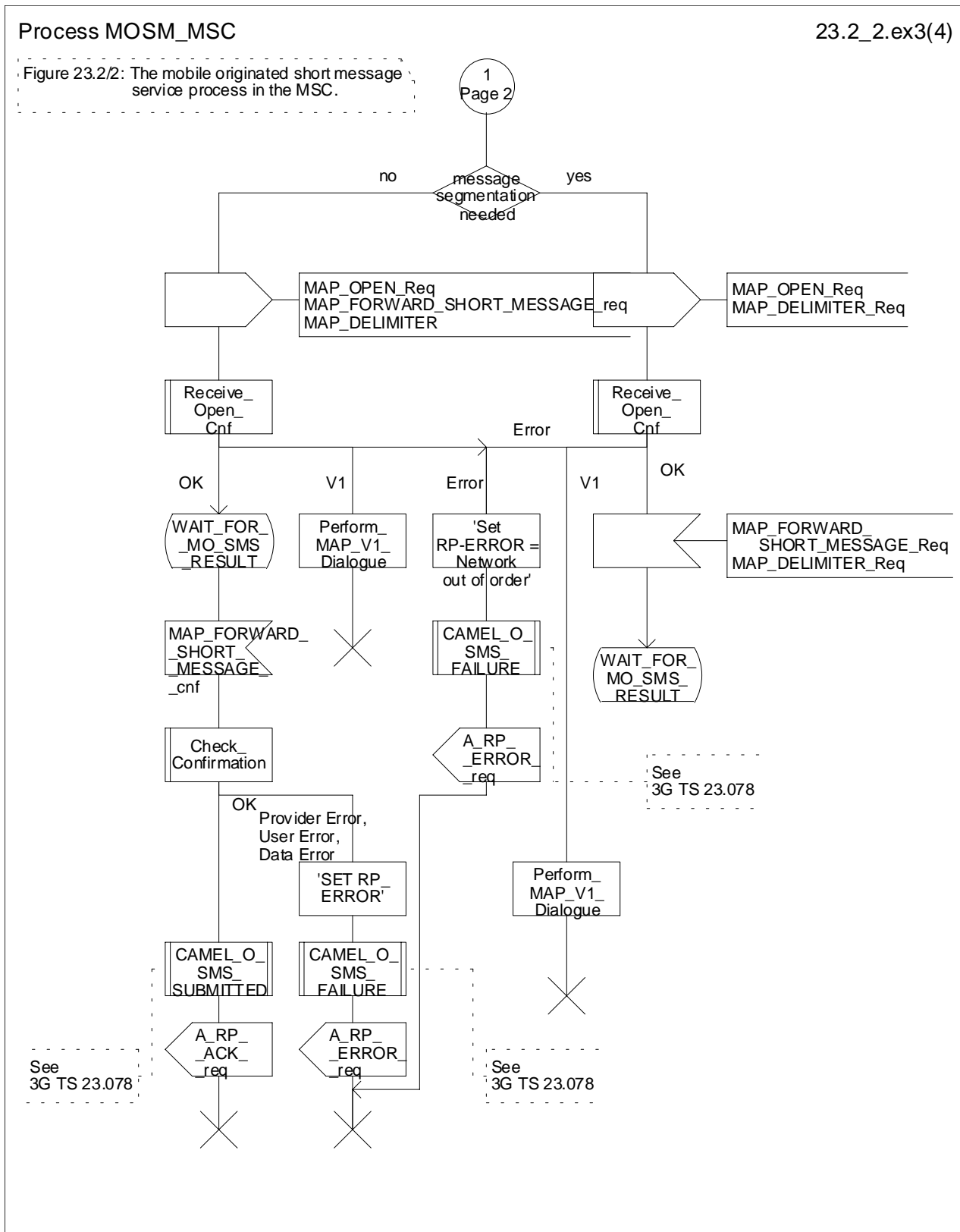


Figure 23.2/2 (sheet 4 of 4): Process MOSM_MSC

23.2.2 Procedure in the VLR

The MAP_PROCESS_ACCESS_REQUEST indication starts the MAP_PROCESS_ACCESS_REQUEST service in the VLR. The application context in the MAP_OPEN indication is mobile originated short message transfer.

If the service MAP_PROCESS_ACCESS_REQUEST is successful, the VLR waits for the next message from the MSC. When receiving the MAP_SEND_INFO_FOR_MO_SMS indication, the VLR acts as follows:

- if there is incompatibility in the subscription check, the error teleservice not provisioned is returned to the MSC;
- if the short message transfer would contravene Operator determined Barring (BAOC), the call barred error with cause operator barring is returned;
- if the short message transfer would contravene the supplementary service call barring conditions (BAOC) in the VLR, the call barred error with cause barring service active is returned.

When the mobile subscriber has passed all checks, the MAP_SEND_INFO_FOR_MO_SMS response is initiated and the procedure is terminated in the VLR. The mobile originated short message transfer procedure in the VLR is shown in figure 23.2/3.

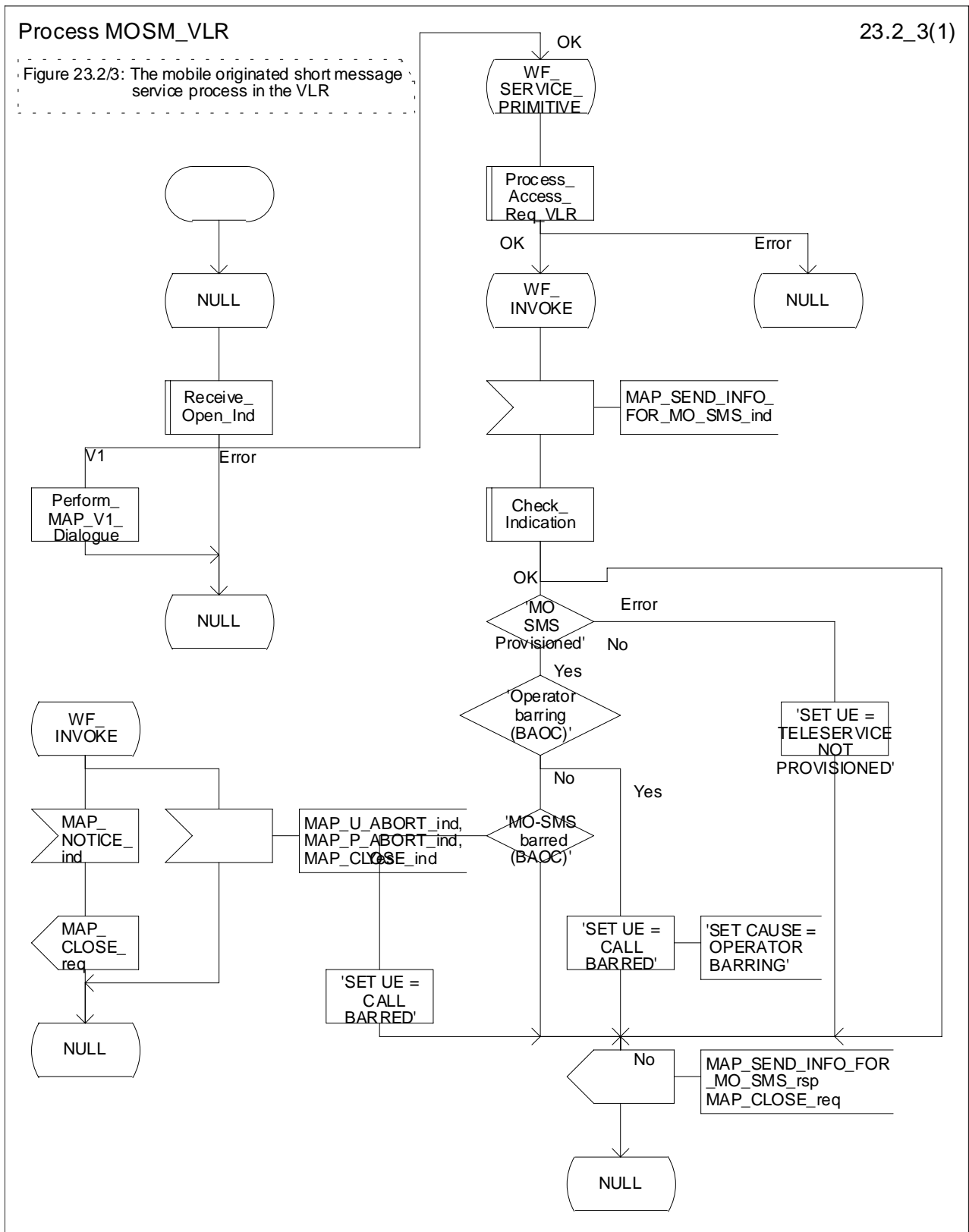


Figure 23.2/3: Process MOSM_VLR

23.2.3 Procedure in the interworking MSC

This procedure applies only when the IW MSC is not the servicing MSC or SGSN.

When receiving a MAP_OPEN indication primitive that is not associated with any MAP service indication primitive and if the dialogue is accepted, the MAP service-user in the interworking MSC issues a MAP_DELIMITER request primitive in order to trigger the local MAP service-provider to confirm the dialogue. Then a MAP_MO_FORWARD_SHORT_MESSAGE indication shall be received.

When a MAP_MO_FORWARD_SHORT_MESSAGE indication is correctly received, the Interworking MSC invokes forwarding of the short message to the Service Centre. If invalid data content is detected, an unexpected data value error or a data missing error is returned to the servicing MSC or SGSN.

The outcome of the procedure with the Service Centre is awaited before a MAP_MO_FORWARD_SHORT_MESSAGE response is given back to the servicing MSC or SGSN:

- if a short message is accepted by the Service Centre, an acknowledgement is sent back to the servicing MSC or SGSN;
- if the Service Centre is not identified, the SM Delivery Failure error is returned to the servicing MSC or SGSN;
- if the Service Centre returns an error indication, the SM Delivery Failure error is returned to the servicing MSC with the error cause and any diagnostic information received from the Service Centre;
- if the short message cannot be forwarded to the Service Centre or the procedure towards the Service Centre fails for some reason, a system failure error is sent to the servicing MSC or SGSN.

The mobile originated short message service transfer in the IWMSC is shown in figure 23.2/4.

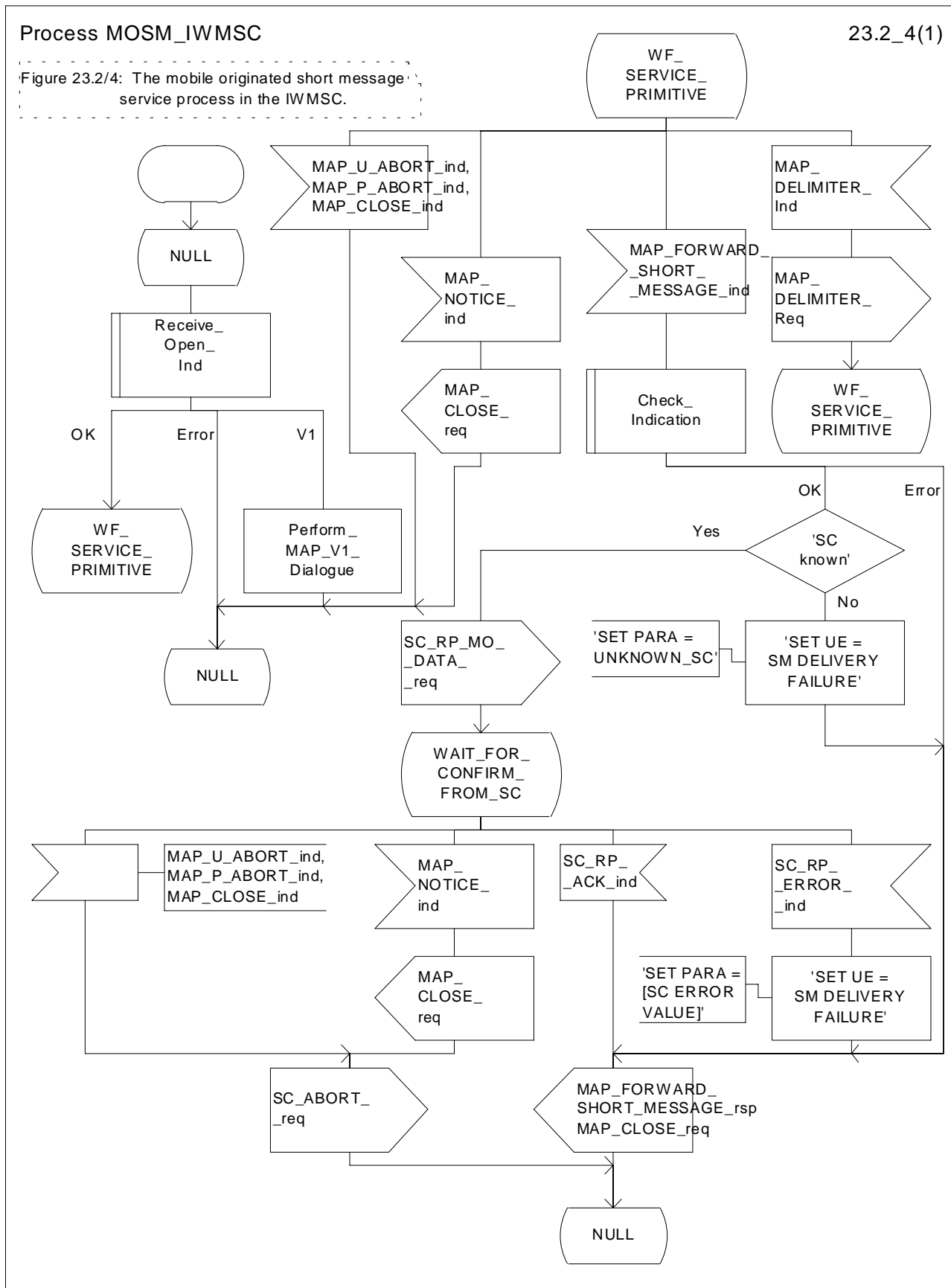


Figure 23.2/4: Process MOSM_IWMSC

23.2.4 Procedure in the servicing SGSN

When receiving the short message from the MS, the SGSN acts as follows:

- if there is incompatibility in the subscription check, the RP_ERROR cause requested facility not subscribed is provided to the mobile station;
- the SGSN opens a CAMEL dialogue as specified in 3G TS 23.078. If the CAMEL service bars the MO SM then the failure is reported to MS;
- if the short message transfer would contravene operator determined barring, the failure is reported to the CAMEL service as specified in 3G TS 23.078 and the RP_ERROR cause operator determined barring is provided to the mobile station;

NOTE: The RP_ERROR causes are described in GSM 04.11.

- if no error is detected, the short message transmission towards the IWMSC is initiated using the MAP_MO_FORWARD_SHORT_MESSAGE request.

If the service MAP_MO_FORWARD_SHORT_MESSAGE is started, the SGSN will check whether the grouping of MAP_OPEN request and MAP_MO_FORWARD_SHORT_MESSAGE request needs segmentation.

If this is the case then the MAP_OPEN request primitive shall be sent first without any associated MAP service request primitive and the dialogue confirmation must be received before the MAP_MO_FORWARD_SHORT_MESSAGE request is sent. As a response to the procedure, the servicing SGSN will receive the MAP_MO_FORWARD_SHORT_MESSAGE confirmation from the IWMSC indicating that:

- the short message has been successfully delivered to the Service Centre. The successful submission of SM is reported to the CAMEL service as specified in 3G TS 23.078 and the acknowledgement is sent to the mobile station;
- one of several error cases has occurred. The mapping between MAP error causes and RP_ERROR causes is described in GSM 03.40. The failure in SM submission is reported to the CAMEL service as specified in 3G TS 23.078 and the appropriate indication is provided to the mobile station.

If the procedure failed, a provider error or an abort indication is received. The RP_ERROR cause network out of order is provided to the mobile station.

The mobile originated short message service procedure is shown in figure 23.2/5

Process MOSM_SGSN

23.2_5.1(3)

Figure 23.2/5: The mobile originated short message service process in the SGSN.

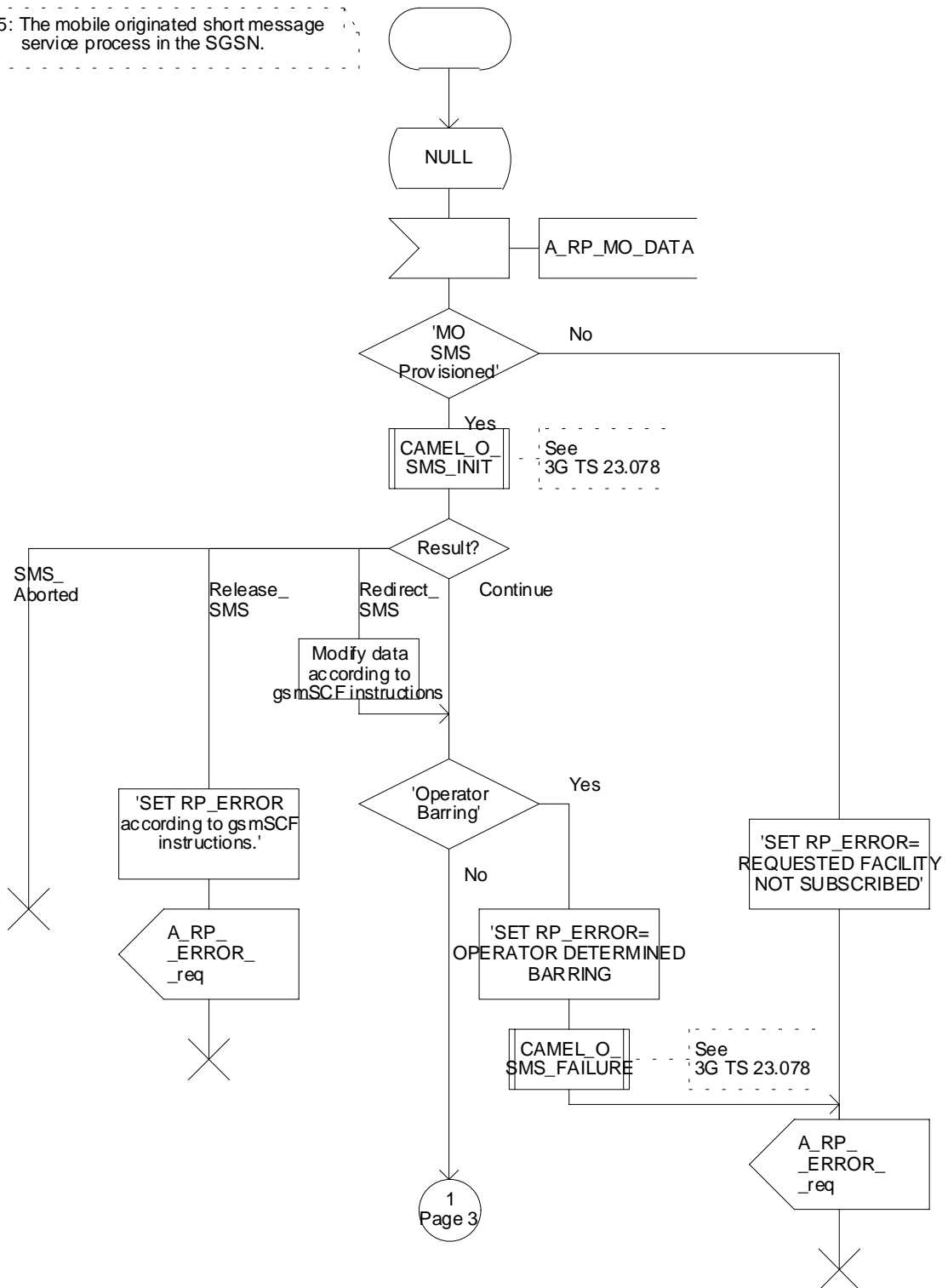


Figure 23.2/5 (sheet 1 of 3): Process MOSM_SGSN

Process MOSM_SGSN

23.2_5.2(3)

Figure 23.2/5: The mobile originated short message service process in the SGSN.

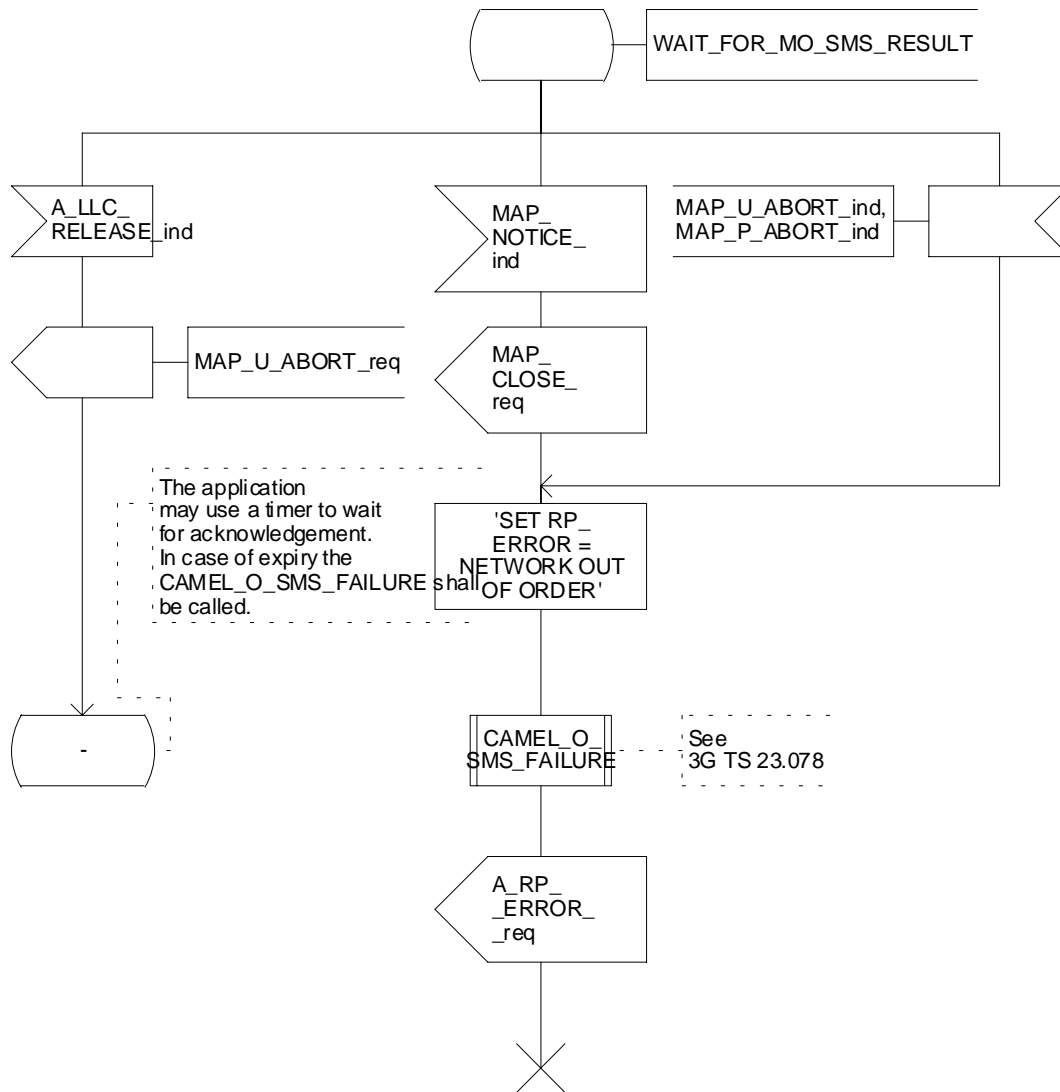


Figure 23.2/5 (sheet 2 of 3): Process MOSM_SGSN

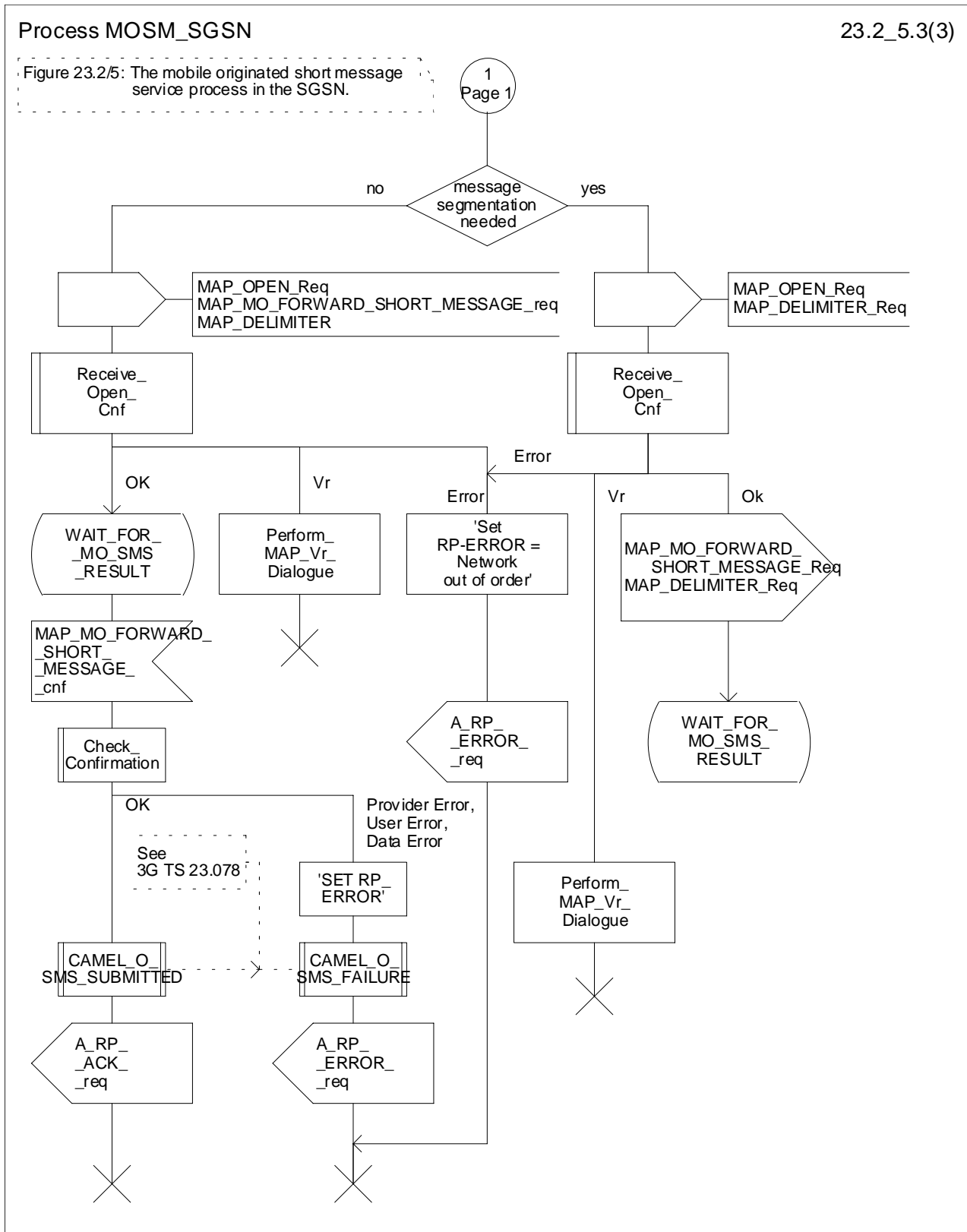
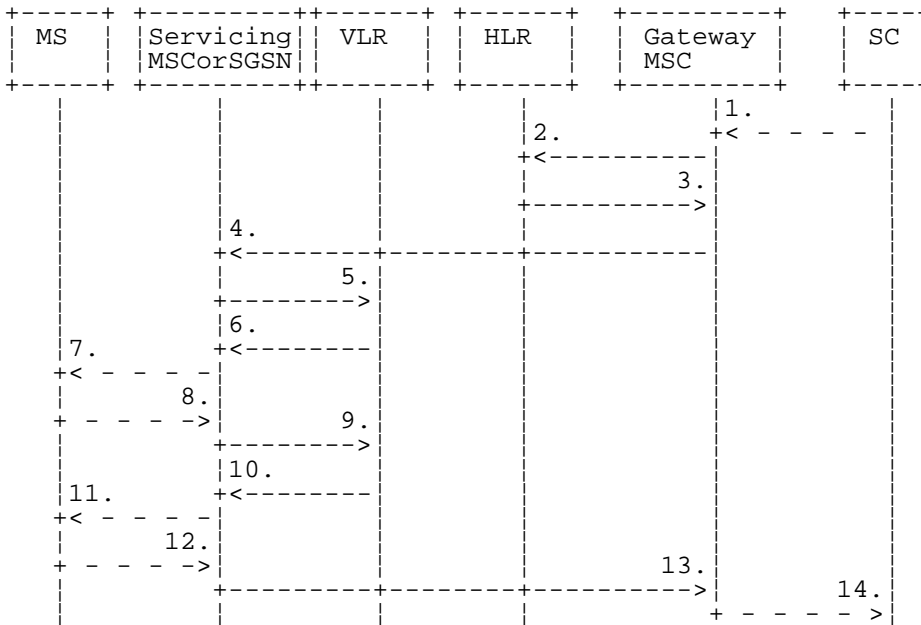


Figure 23.2/5 (sheet 3 of 3): Process MOSM_SGSN

23.3 The mobile terminated short message transfer procedure

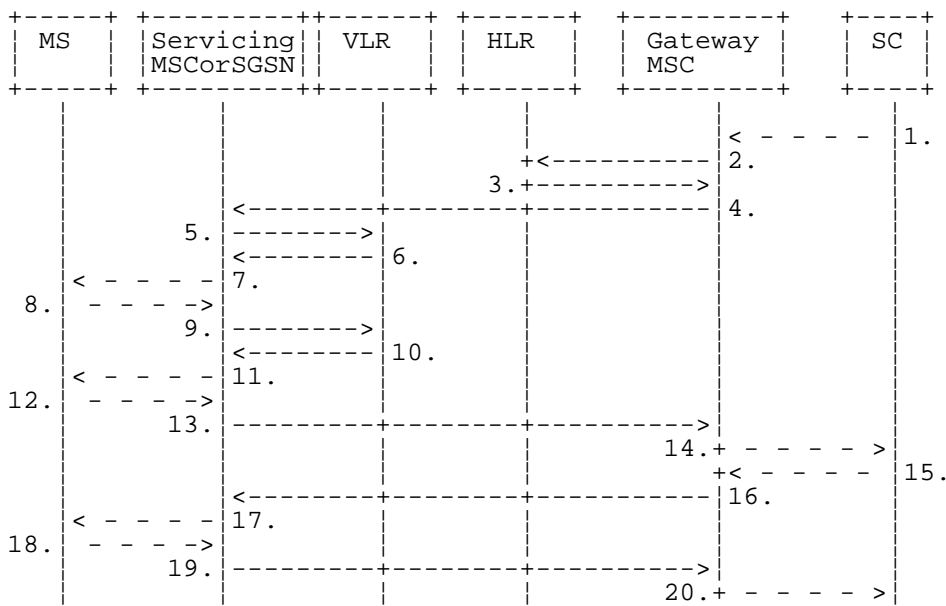
The mobile terminated short message transfer procedure is used for forwarding a short message or several short messages from a Service Centre to a mobile subscriber. The mobile terminated short message procedure for a single short message transfer is shown in figure 23.3/1.



- 1) Short Message (GSM 03.40)
 - 2) MAP_SEND_ROUTING_INFO_FOR_SM
 - 3) MAP_SEND_ROUTING_INFO_FOR_SM_ACK
 - 4) MAP_MT_FORWARD_SHORT_MESSAGE
 - 5) MAP_SEND_INFO_FOR_MT_SMS (*)
 - 6) MAP_PAGE/MAP_SEARCH_FOR_MOBILE_SUBSCRIBER (*)
 - 7) Page (GSM 04.08)
 - 8) Page response (GSM 04.08)
 - 9) MAP_PROCESS_ACCESS_REQUEST_ACK and MAP_SEARCH_FOR_MOBILE_SUBSCRIBER_ACK (*)
 - 10) MAP_SEND_INFO_FOR_MT_SMS_ACK (*)
 - 11) Short Message (GSM 04.11)
 - 12) Short Message Acknowledgement (GSM 04.11)
 - 13) MAP_MT_FORWARD_SHORT_MESSAGE_ACK
 - 14) Short Message Acknowledgement (GSM 03.40)
- (*) Messages 5), 6), 9), and 10) are not used by SGSN

Figure 23.3/1: Mobile terminated short message service procedures

The mobile terminated short message procedure for multiple short message transfer is shown in figure 23.3/2.



- 1) Short Message (GSM 03.40)
 - 2) MAP_SEND_ROUTING_INFO_FOR_SM
 - 3) MAP_SEND_ROUTING_INFO_FOR_SM_ACK
 - 4) MAP_MT_FORWARD_SHORT_MESSAGE (note 1)
 - 5) MAP_SEND_INFO_FOR_MT_SMS (*)
 - 6) MAP_PAGE/MAP_SEARCH_FOR_MOBILE_SUBSCRIBER (*)
 - 7) Page (GSM 08.08)
 - 8) Page response (GSM 04.08)
 - 9) MAP_PROCESS_ACCESS_REQUEST_ACK and MAP_SEARCH_FOR_MOBILE_SUBSCRIBER_ACK (*)
 - 10) MAP_SEND_INFO_FOR_MT_SMS_ACK (*)
 - 11) Short Message (GSM 04.11)
 - 12) Short Message Acknowledgement (GSM 04.11)
 - 13) MAP_MT_FORWARD_SHORT_MESSAGE_ACK
 - 14) Short Message Acknowledgement (GSM 03.40)
 - 15) Short Message (GSM 03.40)
 - 16) MAP_MT_FORWARD_SHORT_MESSAGE (note 2)
 - 17) Short Message (GSM 04.11)
 - 18) Short Message Acknowledgement (GSM 04.11)
 - 19) MAP_MT_FORWARD_SHORT_MESSAGE_ACK
 - 20) Short Message Acknowledgement (GSM 03.40)
- (*) Messages 5), 6), 9), and 10) are not used by SGSN

NOTE 1: The More Messages To Send flag is TRUE.

NOTE 2: The More Messages To Send flag is FALSE

Figure 23.3/2: Mobile terminated short message procedure for multiple short message transfer

In the multiple short message transfer the service MAP_MT_FORWARD_SHORT_MESSAGE can be used several times. However, the short message transfer is always acknowledged to the Service Centre before the next short message is sent.

In addition the following MAP services are used:

MAP_PROCESS_ACCESS_REQUEST (see subclause 8.3); (*)
MAP_PAGE (see subclause 8.2); (*)
MAP_SEARCH_FOR_MS (see subclause 8.2); (*)
MAP_AUTHENTICATE (see subclause 8.5); (*)
MAP_SET_CIPHERING_MODE (see subclause 8.6); (*)
MAP_CHECK_IMEI (see subclause 8.7);
MAP_FORWARD_NEW_TMSI (see subclause 8.9); (*)
MAP_REPORT_SM_DELIVERY_STATUS (see subclause 12.3);
MAP_INFORM_SERVICE_CENTRE see subclause 12.6);
MAP_TRACE_SUBSCRIBER_ACTIVITY (see subclause 9.1); (*)
MAP_READY_FOR_SM (see subclause 12.4).

(*) Those messages are not used by SGSN.

23.3.1 Procedure in the Servicing MSC

When initiating the dialogue with the servicing MSC, the SMS Gateway MSC must provide the IMSI of the subscriber to whom the short message is directed.

The IMSI can be included either in the Destination Reference of the MAP_OPEN indication received from the SMS Gateway MSC or in the sm-RP-DA information field of the MAP_MT_FORWARD_SHORT_MESSAGE indication.

When receiving a MAP_OPEN indication primitive that is not associated with any MAP service indication primitive and if the dialogue is accepted, the MAP service-user in the servicing MSC issues a MAP_DELIMITER request primitive in order to trigger the local MAP service-provider to confirm the dialogue.

When receiving the first MAP_MT_FORWARD_SHORT_MESSAGE indication from the gateway MSC, the servicing MSC sends the MAP_SEND_INFO_FOR_MT_SMS request primitive to the VLR, if the MAP service primitive is accepted and if short message service is supported in the servicing MSC.

The MAP_MT_FORWARD_SHORT_MESSAGE indication primitive is checked by the macro "Check_Indication". If the received MAP service primitive contains errors, the service is aborted and an unexpected data value error or data missing error is returned to the GMSC.

If the MSC does not support the short message service, the service is aborted in the servicing MSC and the error "Facility Not Supported" is returned to the GMSC.

The subscriber identity information that may be included in the MAP_OPEN indication primitive and in the MAP service indication primitive is checked by the macro "Check_Subscr_Identity_For_MT_SMS" as follows.

If a Destination Reference has been received in the MAP_OPEN indication, an LMSI must be present in the sm-RP-DA information field of the MAP_MT_FORWARD_SHORT_MESSAGE indication. The LMSI shall be included in the sm-RP-DA information field of the MAP_SEND_INFO_FOR_MT_SMS request sent to the VLR; the associated MAP_OPEN request must contain a Destination Reference that carries an IMSI.

Otherwise, if the IMSI is included in the sm-RP-DA information field of the MAP_MT_FORWARD_SHORT_MESSAGE indication, it is mapped into the sm-RP-DA information field of the MAP_SEND_INFO_FOR_MT_SMS request that is sent to the VLR. In this case, the IMSI is not accompanied by an LMSI and neither the MAP_OPEN indication received from the gateway MSC nor the MAP_OPEN request sent to the VLR shall include a Destination Reference.

If a Destination Reference has been received in the servicing MSC and the sm-RP-DA information field of the MAP_MT_FORWARD_SHORT_MESSAGE indication does not include an LMSI or if no Destination Reference has been received and the sm-RP-DA information field does not cover an IMSI the service is aborted in the servicing MSC and the error "Unexpected Data Value" is returned to the SMS GMSC.

The following responses to the MAP_SEND_INFO_FOR_MT_SMS request may be received from the VLR:

- unidentified subscriber or system failure error. The error code is forwarded to the GMSC;
- absent subscriber error. The absent subscriber_SM error is forwarded to the GMSC with the absent subscriber diagnostic indication set to 'IMSI Detached';
- unknown subscriber error. The system failure indication is provided to the GMSC;
- data missing or unexpected data value error. The system failure indication is provided to the GMSC;
- a provider error or an abort indication. The system failure indication is provided to the GMSC;
- subscriber busy for MT SMS. The error code is forwarded to the GMSC;
- paging procedure invocation (see subclause 25.3) reporting the successful outcome of the procedure;
- search procedure invocation (see subclause 25.3) reporting the successful outcome of the procedure.

The result of the paging or the search procedure is processed as follows:

- if the procedure is completed successfully, the MSC will send the MAP_PROCESS_ACCESS_REQUEST request to the VLR (see subclause 25.4);
- if the procedure is completed successfully, but the MS has no mobile terminated short message transfer capability, the procedure is terminated and SM delivery failure indication with cause "equipment not SM equipped" is provided to the GMSC;
- if the procedure ends unsuccessfully, the termination of the procedure is awaited from the VLR. The absent subscriber_SM error is forwarded to the GMSC with the absent subscriber diagnostic indication set to 'No Paging Response', but the other error causes are reported as a system failure indication.

If the short message transfer is aborted for any reason, the dialogue with the VLR is aborted. If the procedure with the VLR is aborted by the VLR or by the provider, a system failure indication is provided to the GMSC.

The unsuccessful outcome of the MAP_PROCESS_ACCESS_REQUEST service is reported by using the system failure error to the GMSC.

When the service MAP_PROCESS_ACCESS_REQUEST is carried out, the MSC will receive the MAP_SEND_INFO_FOR_MT_SMS confirmation indicating:

- the unsuccessful outcome of the procedure. The error indication received from the VLR is forwarded to the GMSC;
- the successful outcome of the procedure. The MSC initiates forwarding of the short message to the MS.

If the primitive itself is badly formatted or data is missing, the system failure error is sent to the GMSC.

If forwarding of the short message is initiated, the MSC awaits the result before one of the following responses is sent back to the GMSC:

- an acknowledgement if the short message has been successfully delivered to the mobile subscriber;
- an SM delivery failure error containing a parameter indicating either of the following: there is a MS protocol error or the MS memory capacity is exceeded; detailed diagnostic information (see subclause 7.6.1.4) may also be carried;
- a system failure error if the delivery procedure is aborted.

If the More Messages To Send flag was FALSE or the service MAP_MT_FORWARD_SHORT_MESSAGE ends unsuccessfully, the transaction to the gateway MSC is terminated. Otherwise, the servicing MSC waits for the next short message from the Service Centre.

When receiving the next MAP_MT_FORWARD_SHORT_MESSAGE indication from the gateway MSC the servicing MSC will act as follows:

- if the received primitive contains errors, the unexpected data value error or data missing error is provided to the gateway MSC;
- if the More Messages To Send flag is FALSE, the servicing MSC will start the short message transfer procedure to the mobile subscriber. The successful or unsuccessful outcome of this procedure is reported to the gateway MSC and the transaction is terminated.
- if the More Messages To Send flag is TRUE, the servicing MSC will start the short message transfer to the mobile subscriber. If the outcome of this procedure is unsuccessful, the reason is reported to the gateway MSC and the procedure is terminated. If the procedure is successful, it is acknowledged to the gateway MSC and more short messages can be received.

The tracing procedure may be activated. It is described in detail in the clause 20.

The mobile terminated short message transfer procedure in the servicing MSC is shown in figures 23.3/3 and 23.3/4. The page and search procedures are shown in figure 25.3/1 and 25.3/2.

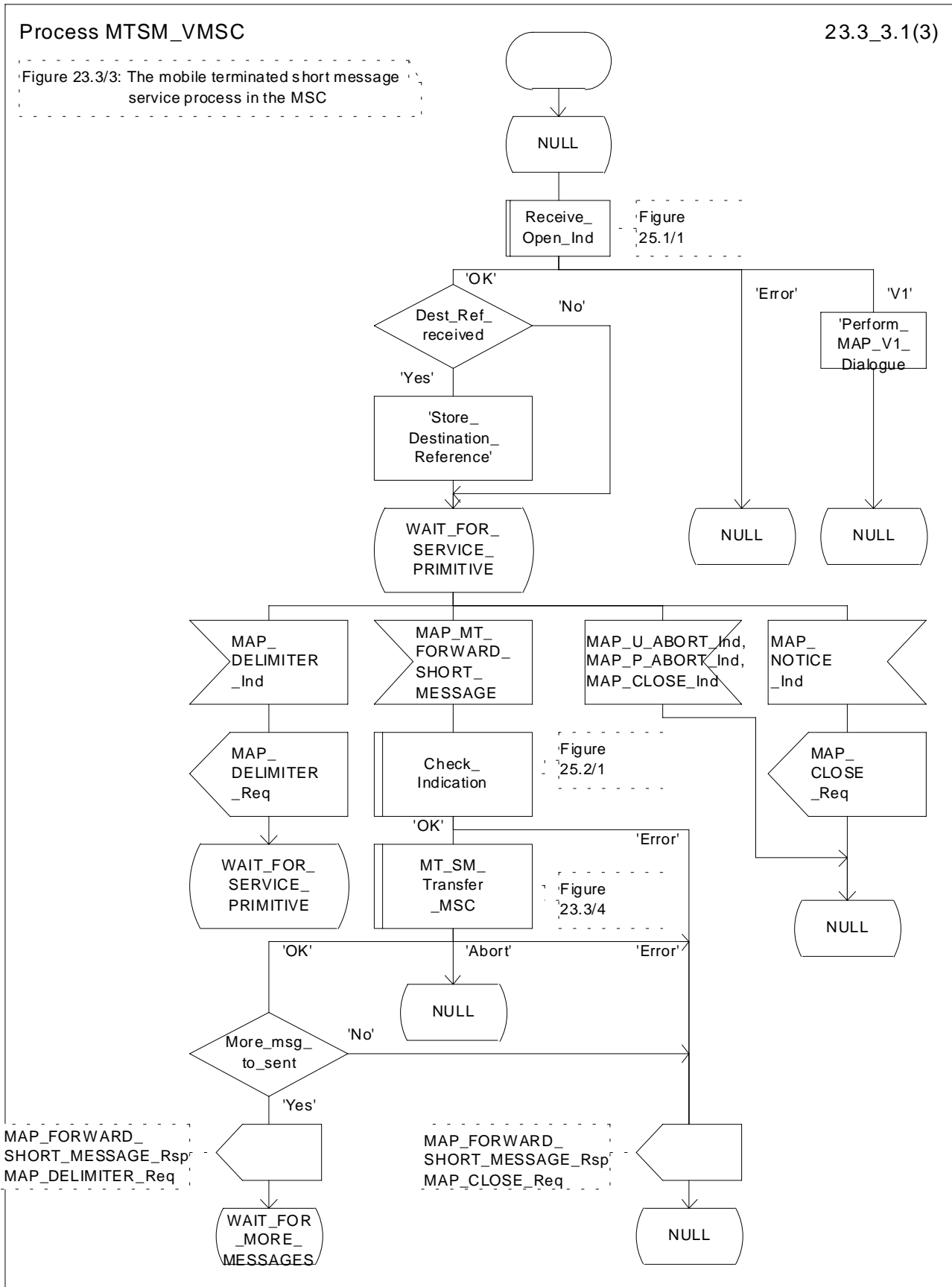


Figure 23.3/3 (sheet 1 of 3): Procedure MTSM_VMSC

Process MTSM_VMSC

23.3_3.2(3)

Figure 23.3/3: The mobile terminated short message service process in the MSC

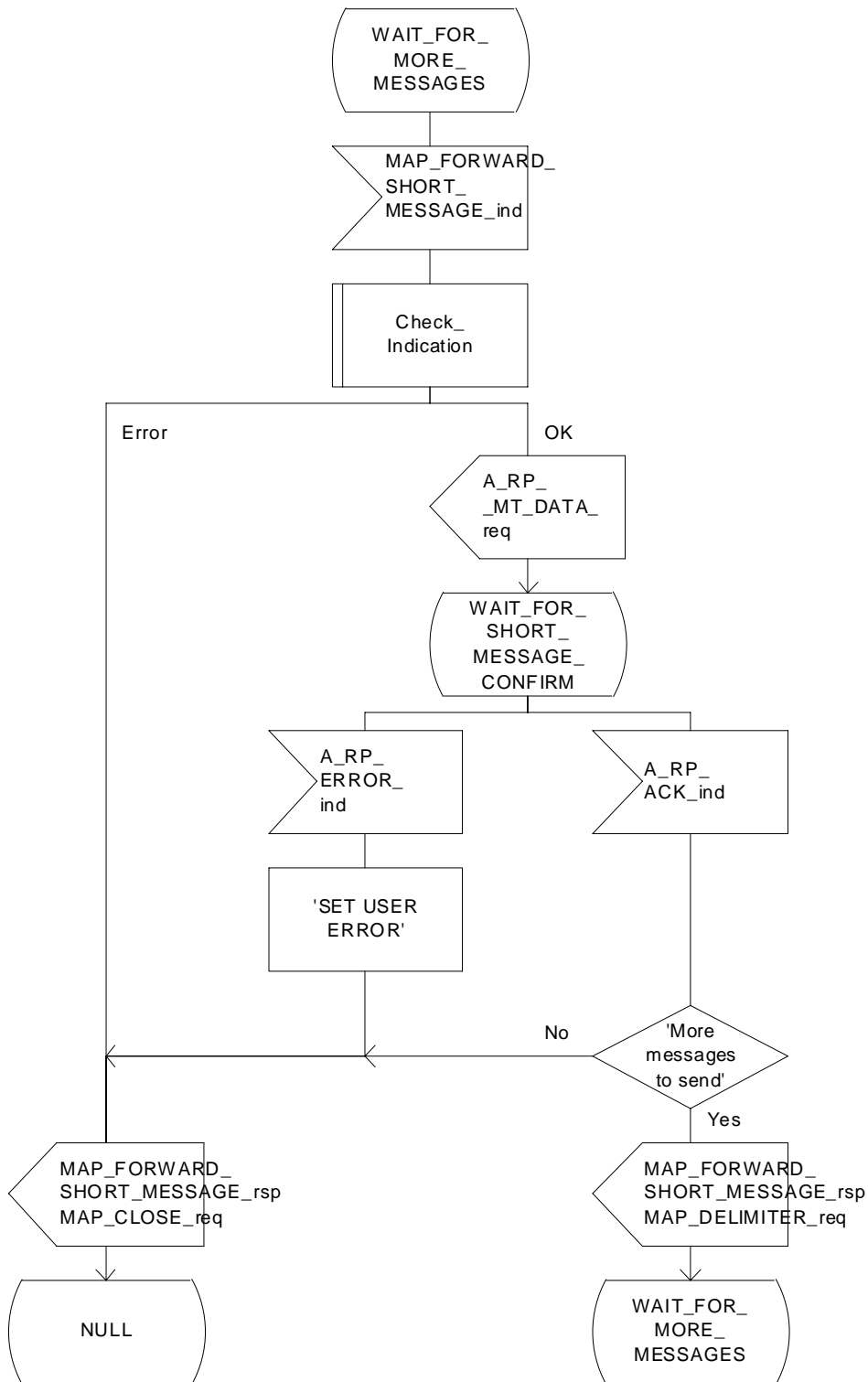


Figure 23.3/3 (sheet 2 of 3): Procedure MTSM_VMSC

Process MTSM_VMSC

23.3_3.3(3)

Figure 23.3/3: The mobile terminated short message service process in the MSC

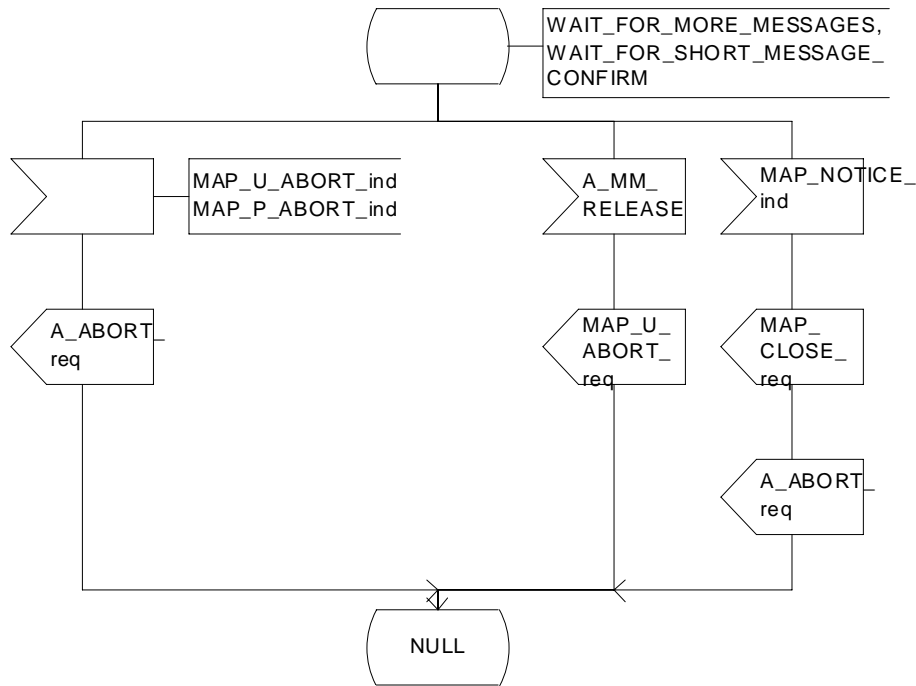


Figure 23.3/3 (sheet 3 of 3): Procedure MTSM_VMSC

Macrodefinition MT_SM_Transfer_MSC

23.3_4.2(3)

Figure 23.3/4: The mobile terminated short message transfer macro in the MSC

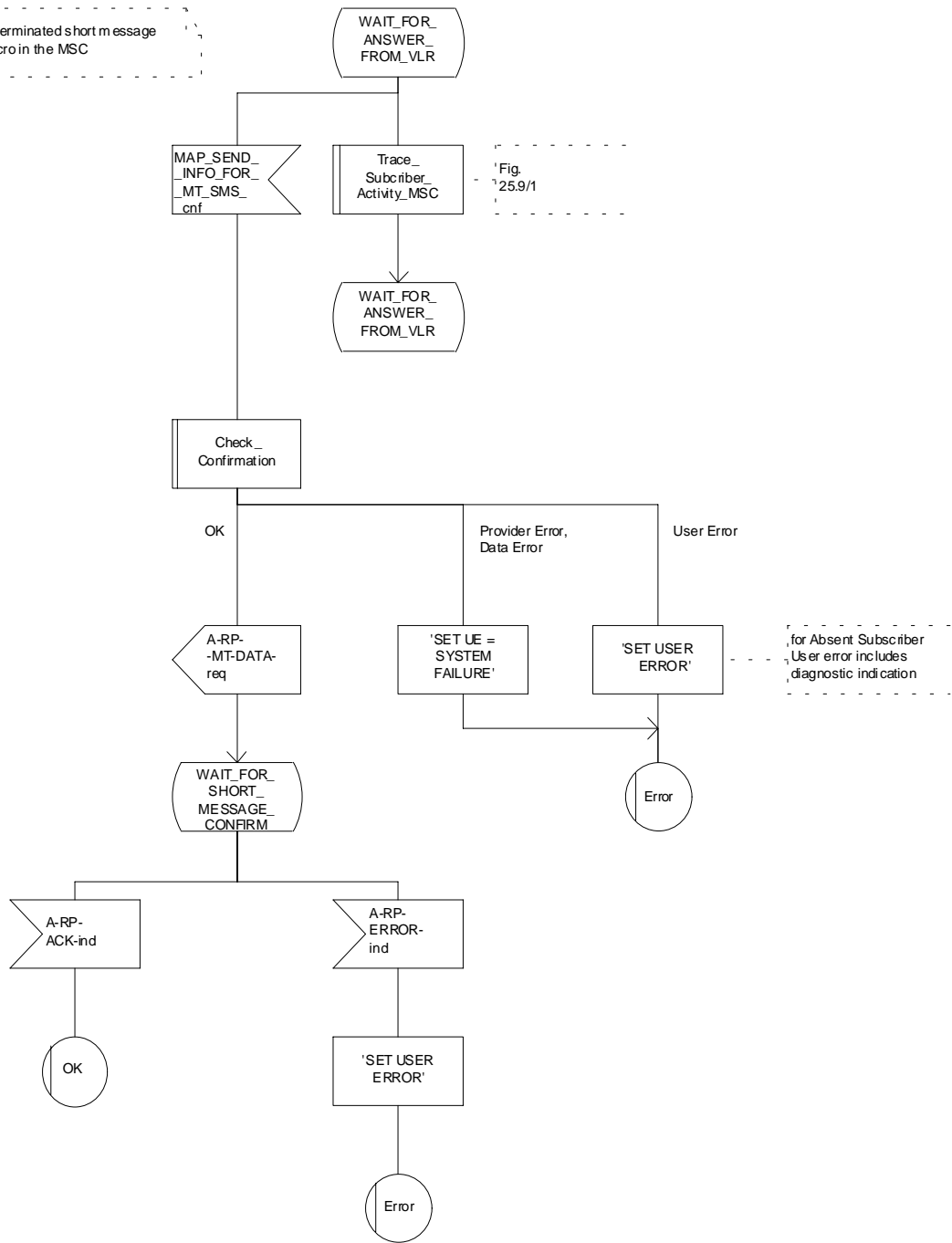


Figure 23.3/4 (sheet 2 of 3): Macro MT_SM_Transfer_MSC

Macrodefinition MT_SM_Transfer_MSC

23.3_4.3(3)

Figure 23.3/4: The mobile terminated short message transfer macro in the MSC

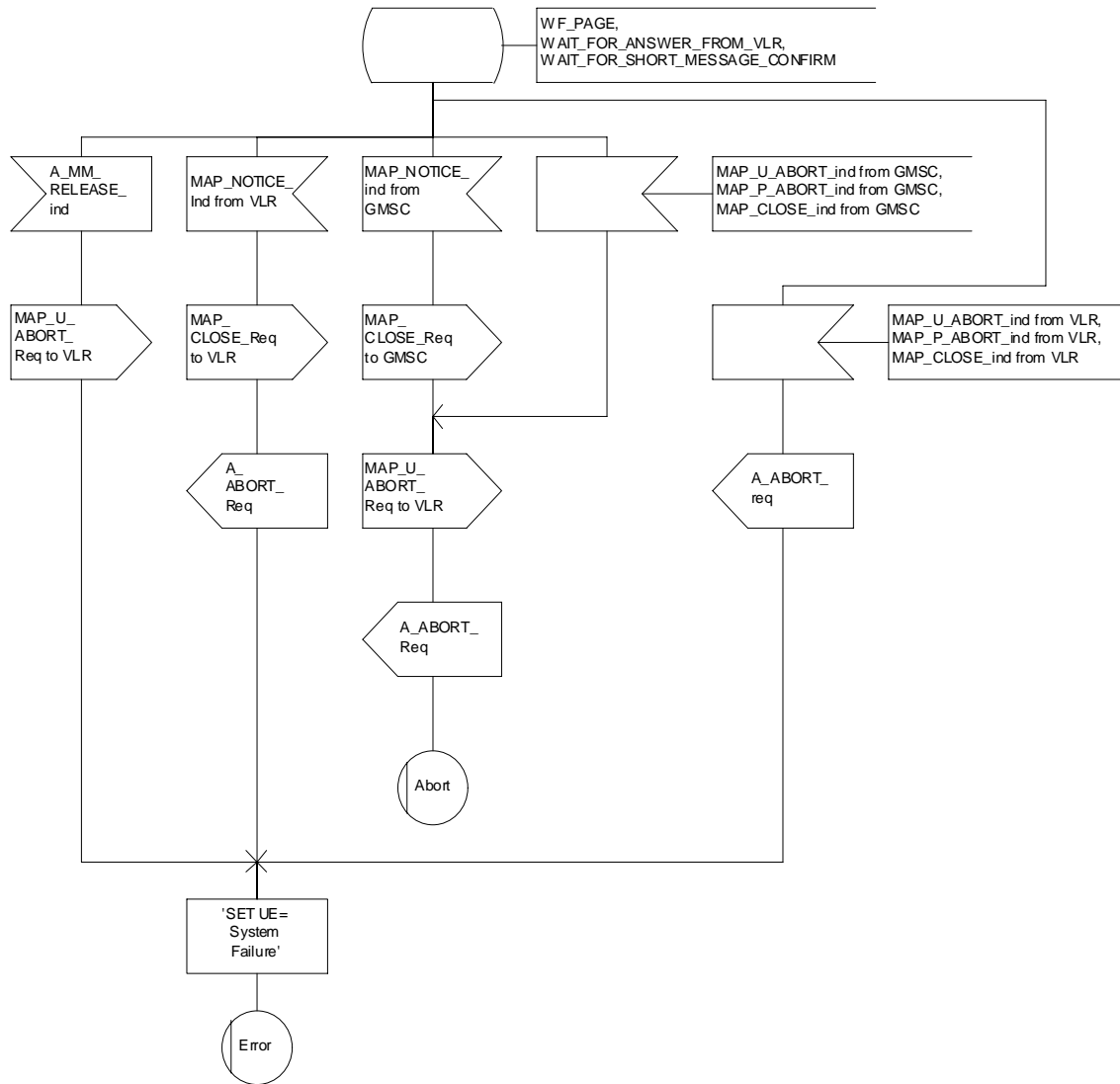


Figure 23.3/4 (sheet 3 of 3): Macro MT_SM_Transfer_MSC

23.3.2 Procedures in the VLR

When receiving the MAP_SEND_INFO_FOR_MT_SMS indication, the VLR will act as follows:

- the parameters and data in the primitive are checked by the macro "Check_Indication". A data failure is reported as an unexpected data value error or a data missing error depending on the nature of the failure;
- for mobile terminated short message the mobile subscriber is identified either by the IMSI only or by the IMSI accompanied by the LMSI. The subscriber identity information that may be included in the MAP_OPEN indication primitive and in the MAP service indication primitive is checked by the macro "Check_Subscr_Identity_For_MT_SMS". In the first case, the IMSI is included in the sm-RP-DA information field and the Destination Reference must not be present in the MAP_OPEN primitive. In the latter case the IMSI must be obtained from the Destination Reference of the MAP_OPEN indication primitive and an LMSI must be present in the sm-RP-DA information field of the MAP_SEND_INFO_FOR_MT_SMS indication. If the mobile subscriber is unknown, the unidentified subscriber error is returned;
- if the "Confirmed by HLR" indicator is set to "Not Confirmed", the unidentified subscriber error is returned;
- if the IMSI Detached Flag is set to detached or the LA Not Allowed Flag is set to not allowed in the VLR, an absent subscriber error with the diagnostic indication set to 'IMSI Detached' is returned and the MS not reachable flag (MNRF) is set;
- if the MAP_SEND_INFO_FOR_MT_SMS indication has passed all the tests, the VLR will initiate the paging procedure. If the location area identification is known and the "Confirmed by Radio Contact" indicator is set to "Confirmed", the MAP_PAGE service is used. Otherwise the MAP_SEARCH_FOR_MOBILE_SUBSCRIBER service is started.

The following responses to the paging procedure may be received from the MSC:

- the MAP_SEARCH_FOR_MOBILE_SUBSCRIBER confirmation indicating a successful outcome, if the search procedure is used. After that the VLR awaits the MAP_PROCESS_ACCESS_REQUEST indication from the MSC;
- the MAP_PAGE confirmation or MAP_SEARCH_FOR_MOBILE_SUBSCRIBER confirmation indicating unsuccessful outcome. If an absent subscriber error is received, the MS not reachable flag (MNRF) is set in the VLR. The errors are forwarded to the MSC in the MAP_SEND_INFO_FOR_MT_SMS response, the absent subscriber error is forwarded with the diagnostic indication set to 'No Paging Response for non GPRS'. If the unexpected data value, or unknown location area error is received, the system failure indication is given to the MSC; if subscriber busy for MT SMS is received, this cause is given to the MSC.
- the MAP_PROCESS_ACCESS_REQUEST indication telling that the outcome of the service MAP_PAGE is successful.

If the paging procedure or process access request procedure or any other procedure invoked fails, the appropriate error is reported to the MSC.

If the process access request procedure is successful, the VLR will send the MAP_SEND_INFO_FOR_MT_SMS response to the MSC and the transaction is terminated in the VLR.

The mobile terminated short message transfer procedure in the VLR is shown in figure 23.3/5.

Process MT_SM_VLR

23.3_5.1(3)

Figure 23.3/5: The mobile terminated short message service process in the VLR

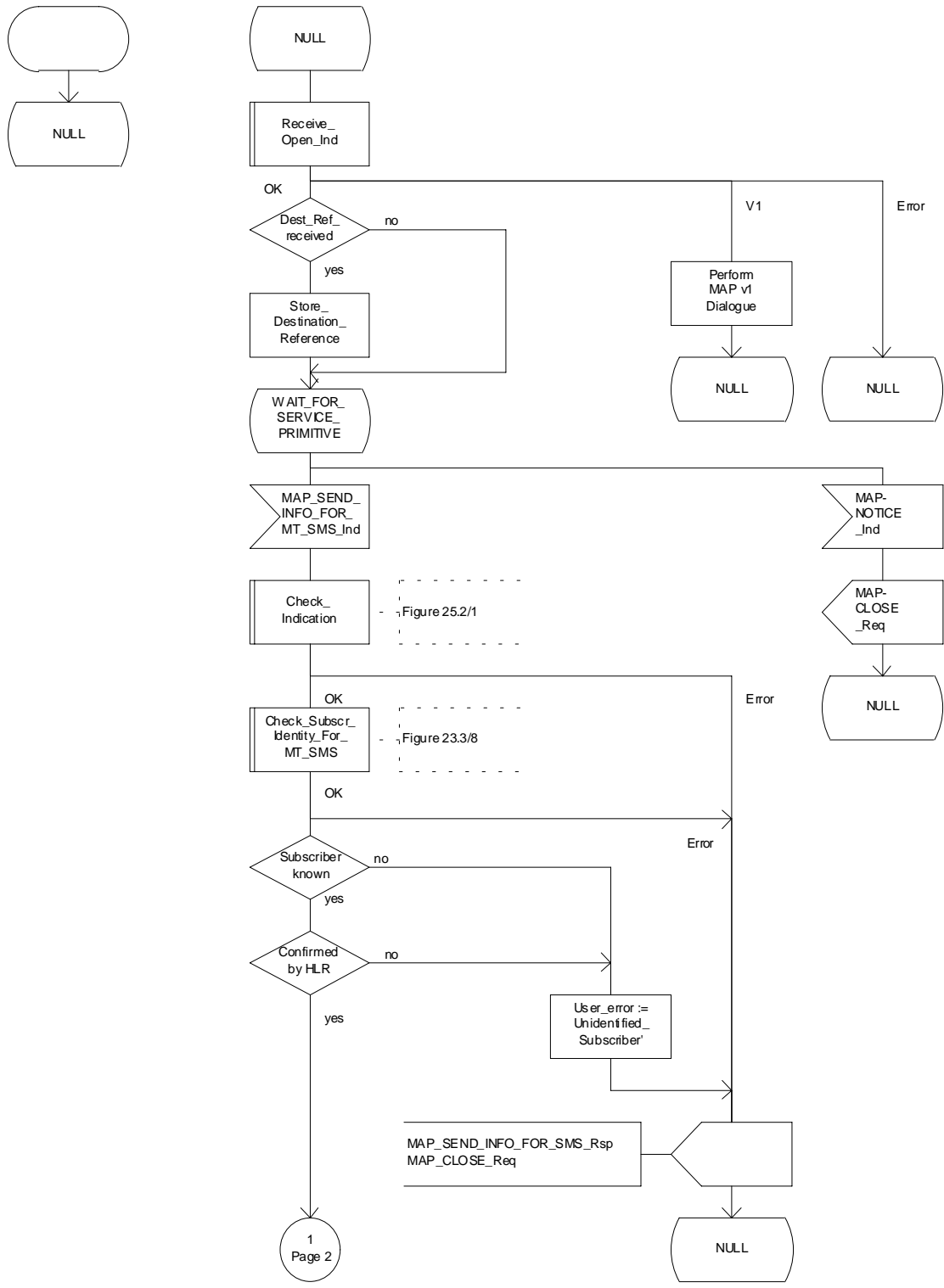


Figure 23.3/5 (sheet 1 of 3): Process MT_SM_VLR

Process MT_SM_VLR

23.3_5.2(3)

Figure 23.3/5: The mobile terminated short message service process in the VLR

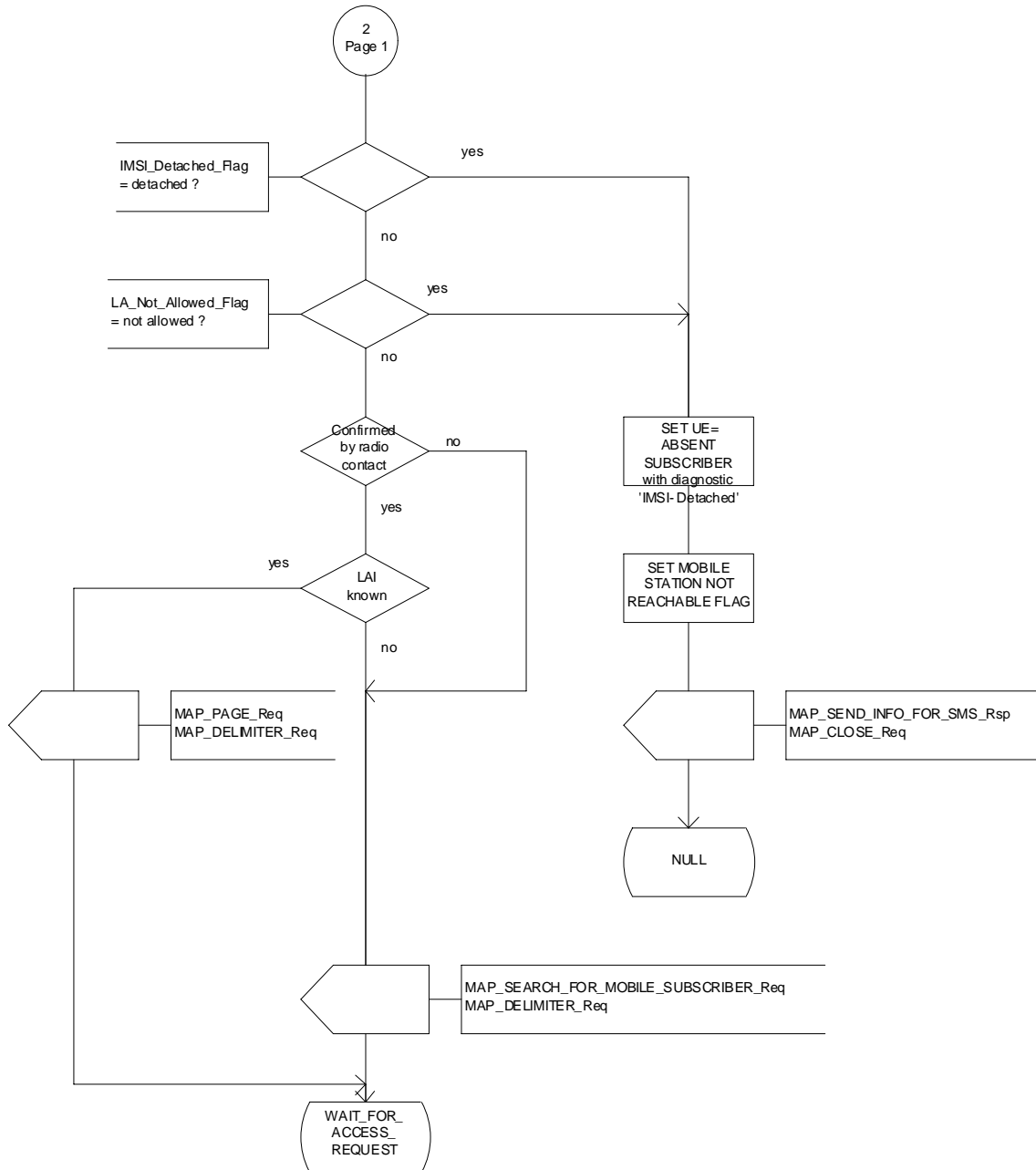


Figure 23.3/5 (sheet 2 of 3): Process MT_SM_VLR

Process MT_SM_VLR

23.3_5.3(3)

Figure 23.3/5: The mobile terminated short message service process in the VLR

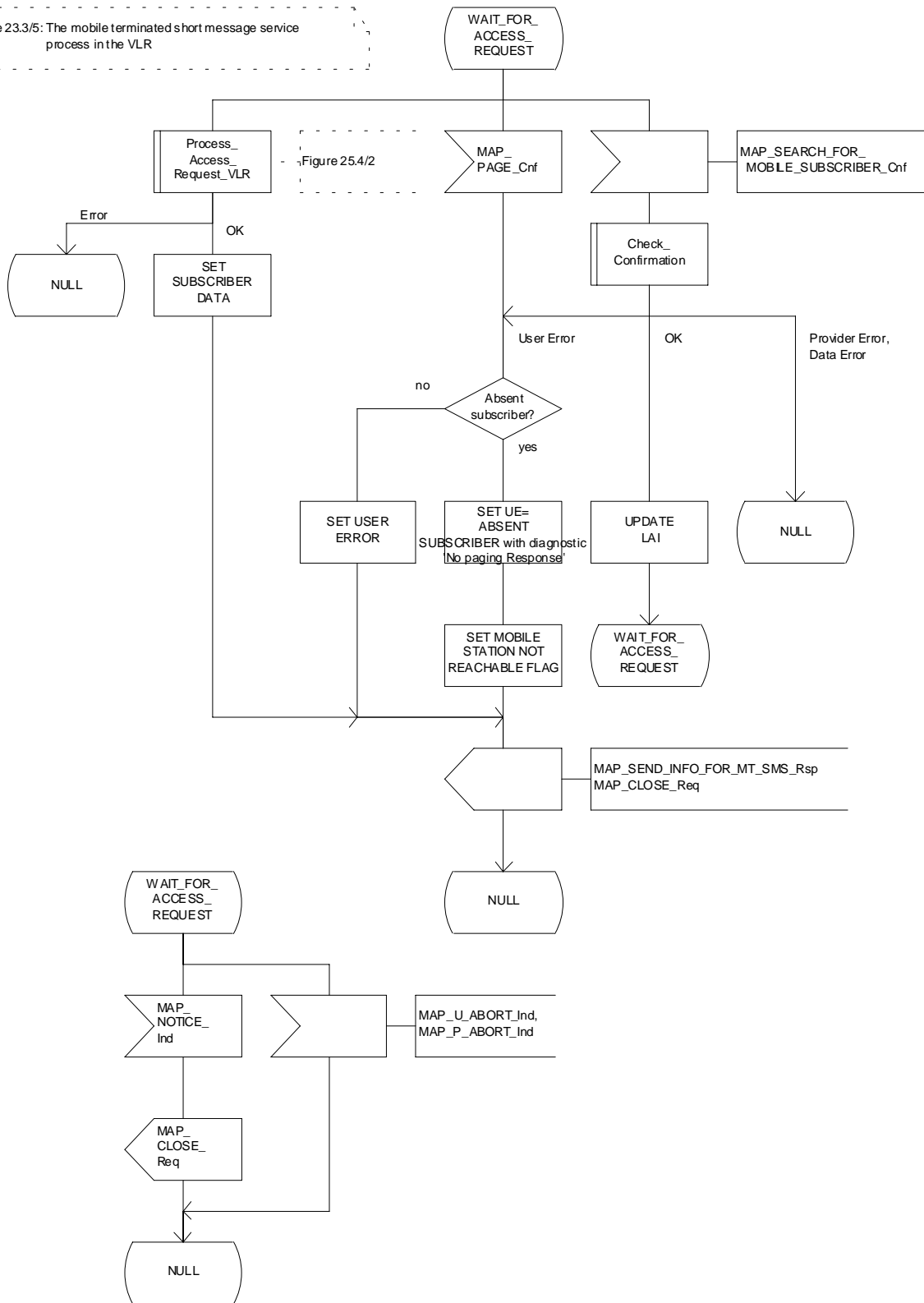


Figure 23.3/5 (sheet 3 to 3): Process MT_SM_VLR

23.3.3 Procedures in the HLR

The MAP_SEND_ROUTING_INFO_FOR_SM indication is received from the GMSC. The following error cases are reported to the GMSC in the MAP_SEND_ROUTING_INFO_FOR_SM response as an unsuccessful outcome of the procedure:

- if the necessary parameters and data are not present in the primitive or they are badly formatted, the data missing or unexpected data value error is returned;
- if the mobile subscriber is unknown, i.e. it cannot be identified from the MSISDN given, an unknown subscriber error is returned;
- if the short message transfer would contravene operator determined barring, the call barred error with cause operator barring is returned;
- if the short message transfer would contravene the « SM filtering by the HPLMN » function criteria, the call barred error with cause unauthorised Message Originator is returned (the definition of the filtering function is out of the scope of GSM specification. Filtering may be based on SM-RP-SMEA information element if received from the GMSC) ;
- if the mobile subscription identified by the given MSISDN number does not include the short message service, the teleservice not provisioned error is returned;
- if the GMSC does not support the GPRS functionality, the behaviour of the HLR depends on the following conditions:
 - If the subscriber is not a GPRS subscriber then the behaviour of the HLR shall be the same as for a subscriber only registered as non GPRS and for SMS delivery.
 - If the subscriber is a GPRS subscriber and a non-GPRS subscriber with the option « transfer of SM via the MSC when GPRS is not supported in the GMSC » then the behaviour of the HLR shall be the same as for a subscriber only registered as non GPRS and for SMS delivery.
 - If the subscriber is a GPRS subscriber and a non-GPRS subscriber with the option « transfer of SM via the SGSN when GPRS is not supported in the GMSC » or if the subscriber is a GPRS subscriber only then the behaviour of the HLR shall be the same as for the case transfer over GPRS described in MAP release 97, with the following precision: because GMSC does not support MAP release 97, the previous MAP protocol release is used. When the HLR sends the MAP_SEND_ROUTING_INFO_FOR_SM_Resp, the SGSN number is mapped to the MAP parameter « MSC number ». When the HLR sends the MAP_INFORM_SERVICE_CENTRE_resp, the MNRG status shall be mapped to the MAP parameter « mnrf-set ».

The HLR may send the MSC, SGSN or both numbers as routing information to SMS-GMSC based on the following:

A) The subscriber may only be registered as non GPRS and for SMS delivery:

- if the short message transfer would contravene the supplementary service barring, the call barred error with cause barring service active is returned;
- if the location registration of the mobile subscriber shows that the VLR in the visited PLMN does not support the MT short message service, the facility not supported error is returned;
- if no MSC identity is stored for the mobile subscriber or the "MSC Area Restricted Flag" is set or the "MS purged for non GPRS" flag is set, i.e. the MS is not reachable, the MSISDN-Alert and the SC address are included in the MWD (if possible), the flag MNRF is set and the "Absent Subscriber_SM" error is returned with the appropriate absent subscriber diagnostic indication, i.e. 'Deregistered in HLR for non GPRS ', 'Roaming Restricted' or 'MS-Purged for non GPRS '.

The priority parameter (SM_RP_PRI) is processed as follows:

- if the priority is low (SM_RP_PRI = False) and the mobile station not reachable flag (MNRF) is set, an absent subscriber_SM error is returned. If a reason for the subscriber's absence for non GPRS is stored in the mobile not reachable reason (MNRR) in the subscriber data, then this is returned with the absent subscriber_SM error. The SC-address given in the request will be included in the MWD if possible. The service MAP_INFORM_SERVICE_CENTRE including the parameter MW Status is invoked to indicate whether or not the SC address has been included in the MWD list.
- if the priority is low (SM_RP_PRI = False), and the MNRF is clear, the routing information with MSC number is retrieved as described below;
- if the priority is high (SM_RP_PRI = True) and the MNRF is set, the HLR will send the acknowledge primitive containing the routing information with MSC number to the gateway MSC. In addition the service MAP_INFORM_SERVICE_CENTRE including the parameter MW Status is invoked to indicate whether or not the SC address is already included in the MWD list.

B) The subscriber may only be registered as GPRS and for SMS delivery:

- if the location registration of the mobile subscriber shows that the SGSN in the visited PLMN does not support the MT short message service, the facility not supported error is returned;
- if no SGSN identity is stored for the mobile subscriber or the "SGSN Area Restricted Flag" is set or the "MS purged for GPRS" flag is set, i.e. the MS is not reachable, the MSISDN-Alert and the SC address are included in the MWD (if possible), the flag MNRG is set and the "Absent Subscriber_SM" error is returned with the appropriate absent subscriber diagnostic indication, i.e. 'Deregistered in HLR for GPRS', 'Roaming Restricted' or 'MS-Purged for GPRS'.

The priority parameter (SM_RP_PRI) is processed as follows:

- if the priority is low (SM_RP_PRI = False) and the mobile station not reachable for GPRS (MNRG) flag is set, an absent subscriber_SM error is returned. If a reason for the subscriber's absence for GPRS is stored in the mobile not reachable reason (MNRR) in the subscriber data, then this is returned with the absent subscriber_SM error. The SC-address given in the request will be included in the MWD if possible. The service MAP_INFORM_SERVICE_CENTRE including the parameter MW Status is invoked to indicate whether or not the SC address has been included in the MWD list.
- if the priority is low (SM_RP_PRI = False), and the MNRG is clear, the routing information with SGSN number is retrieved as described below;
- if the priority is high (SM_RP_PRI = True) and the MNRG is set, the HLR will send the acknowledge primitive containing the routing information with SGSN number to the gateway MSC. In addition the service MAP_INFORM_SERVICE_CENTRE including the parameter MW Status is invoked to indicate whether or not the SC address is already included in the MWD list.

C) The subscriber may be registered as non GPRS and GPRS and for SMS Delivery:

- if the short message transfer would contravene the supplementary service barring, the behaviour is the same as for a subscriber only registered for GPRS and SMS delivery.
- if the location registration of the mobile subscriber shows that the VLR in the visited PLMN does not support the MT short message service, the behaviour is the same as for a subscriber only registered for GPRS and SMS delivery;
- if the location registration of the mobile subscriber shows that the SGSN in the visited PLMN does not support the MT short message service, the behaviour is the same as for a subscriber only registered for non GPRS and SMS delivery;
- if no MSC and SGSN identities are stored for the mobile subscriber or the "MSC and SGSN Area Restricted Flags" are set or the "MS purged for non GPRS and GPRS" flags are set or a combination of these errors for non GPRS and GPRS are used, i.e. the MS is not reachable, the MSISDN-Alert and the SC address are included in the MWD (if possible), the flags MNRF and MNRG are set and the "Absent Subscriber_SM" error is returned with the appropriate absent subscriber diagnostic indication, i.e. 'Deregistered in HLR for non GPRS or GPRS', 'Roaming Restricted', 'MS-Purged for non GPRS or GPRS' or both.

The priority parameter (SM_RP_PRI) is processed as follows:

- if the priority is low (SM_RP_PRI = False), the MNRF and MNRG are set, an absent subscriber_SM error is returned. If reasons for the subscriber's absence for non GPRS and GPRS are stored in MNRR in the subscriber data, then this is returned with the absent subscriber_SM error. The SC-address given in the request will be included in the MWD if possible. The service MAP_INFORM_SERVICE_CENTRE including the parameter MW Status is invoked to indicate whether or not the SC address has been included in the MWD list.
- if the priority is low (SM_RP_PRI = False), and the MNRF is clear and MNRG is set, the routing information with MSC number is retrieved as described below;
- if the priority is low (SM_RP_PRI = False), and the MNRF is set and MNRG is clear, the routing information with SGSN number is retrieved as described below;
- if the priority is low (SM_RP_PRI = False), and the MNRF and MNRG are clear, the routing information with MSC and SGSN numbers is retrieved as described below;
- if the priority is high (SM_RP_PRI = True) and the MNRF, the MNRG or both are set, the HLR will send the acknowledge primitive containing the routing information with both MSC and SGSN numbers to the gateway MSC. In addition the service MAP_INFORM_SERVICE_CENTRE including the parameter MW Status is invoked to indicate whether or not the SC address is already included in the MWD list.

If the MSISDN-Alert number of the mobile subscriber stored in the MWD is not the same as that received in the MAP_SEND_ROUTING_INFO_FOR_SM indication, the HLR will include in the MAP_INFORM_SERVICE_CENTRE request to the GMSC the MSISDN-Alert number stored.

The MAP_INFORM_SERVICE_CENTRE request is sent also when the MCEF, MNRF, MNRG or both are set but the routing information is still sent to the GMSC. The status of the flags is indicated in the parameter MW Status.

The routing information is included in a MAP_SEND_ROUTING_INFO_FOR_SM response as follows:

- the IMSI will be returned to the GMSC together with the MSC, SGSN or both numbers and may be optionally accompanied by the LMSI.
- an indication specifying which number belongs the MSC and the SGSN will be returned to the GSMC.

LMSI shall not be used in case only the SGSN number is sent by HLR.

The mobile terminated short message transfer procedure in the HLR is shown in figure 23.3/6.

Process Mobile_terminated_SM_HLR

23.3_6.1(5)

Figure 23.3/6: The mobile terminated short message service process in the HLR in case the subscriber is registered as non-GPRS and/or GPRS

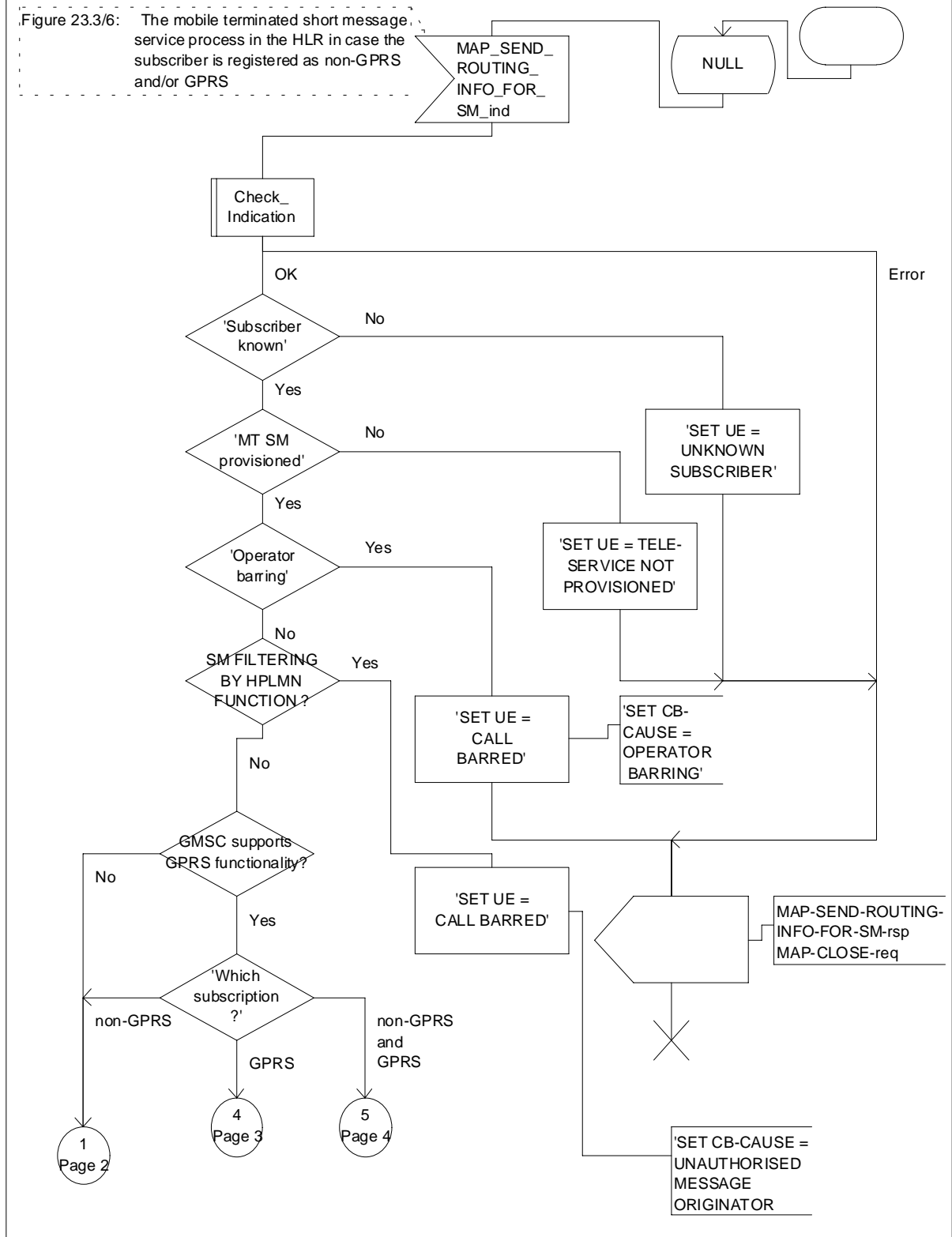


Figure 23.3/6 (sheet 1 of 5): Process Mobile_terminated_SM_HLR

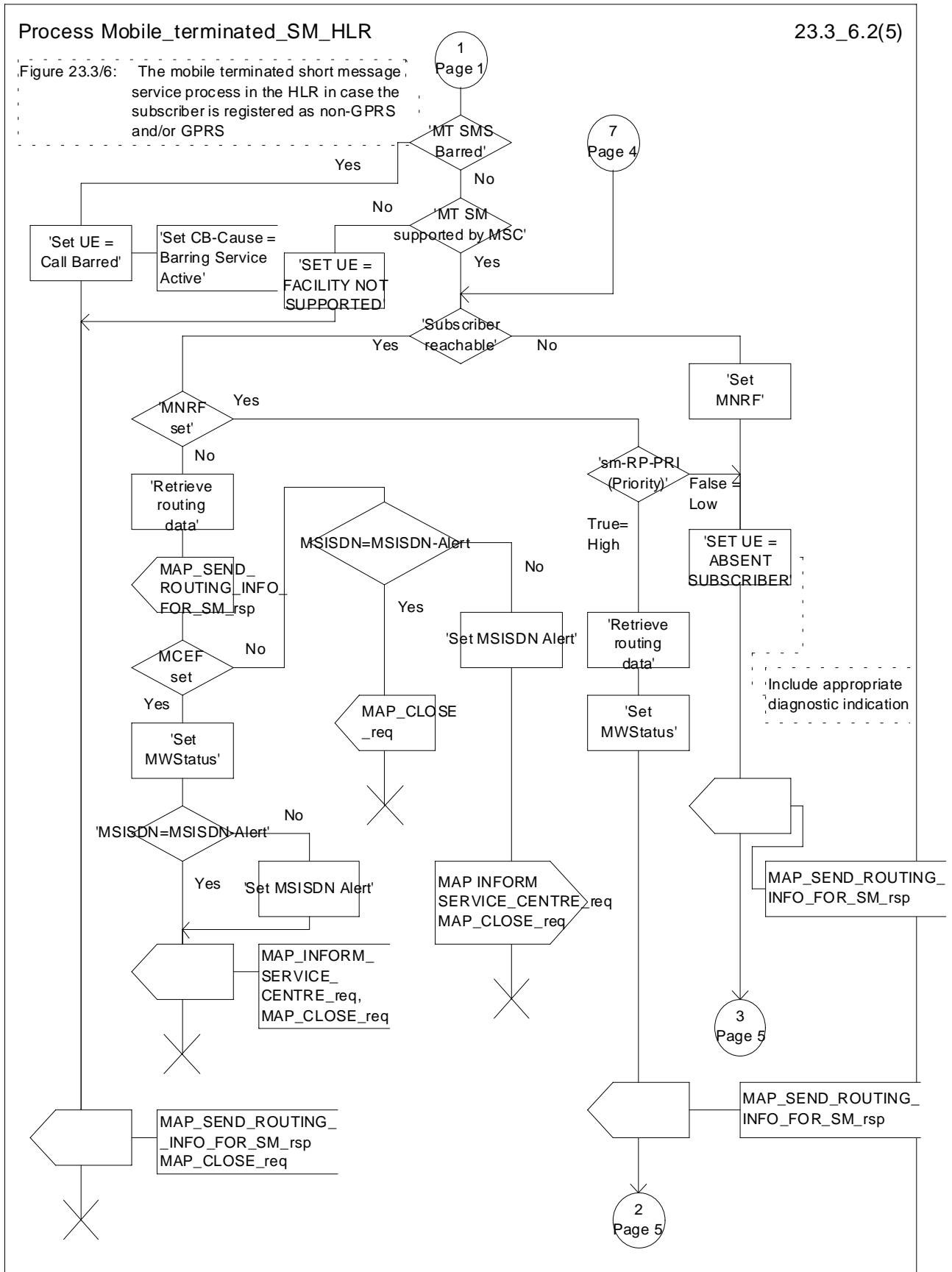


Figure 23.3/6 (sheet 2 of 5): Process Mobile_terminated_SM_HLR

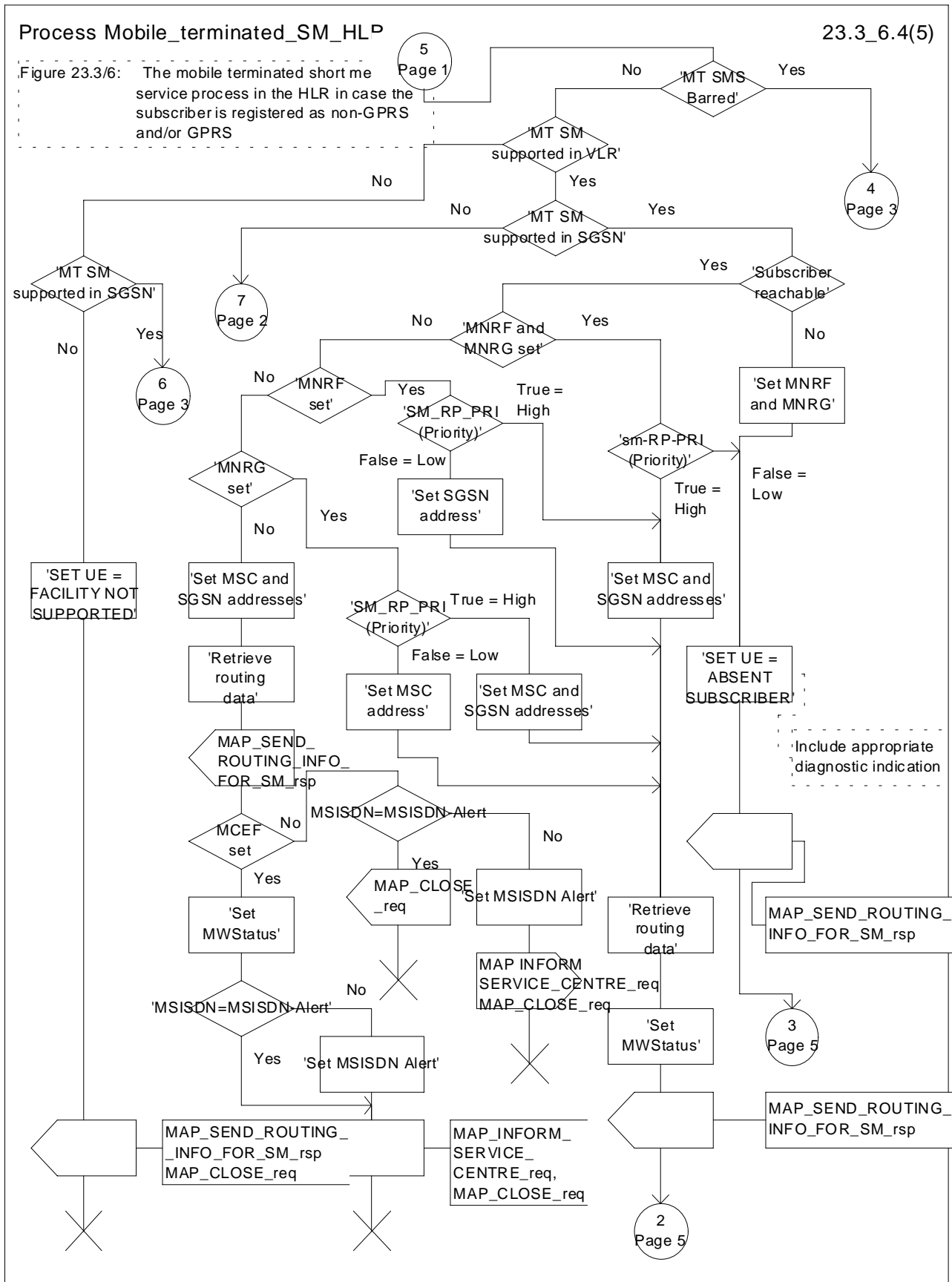


Figure 23.3/6 (sheet 4 of 5): Process Mobile_terminated_SM_HLR

Process Mobile_terminated_SM_HLR

23.3_6.5(5)

Figure 23.3/6: The mobile terminated short message service process in the HLR in case the subscriber is registered as non-GPRS and/or GPRS

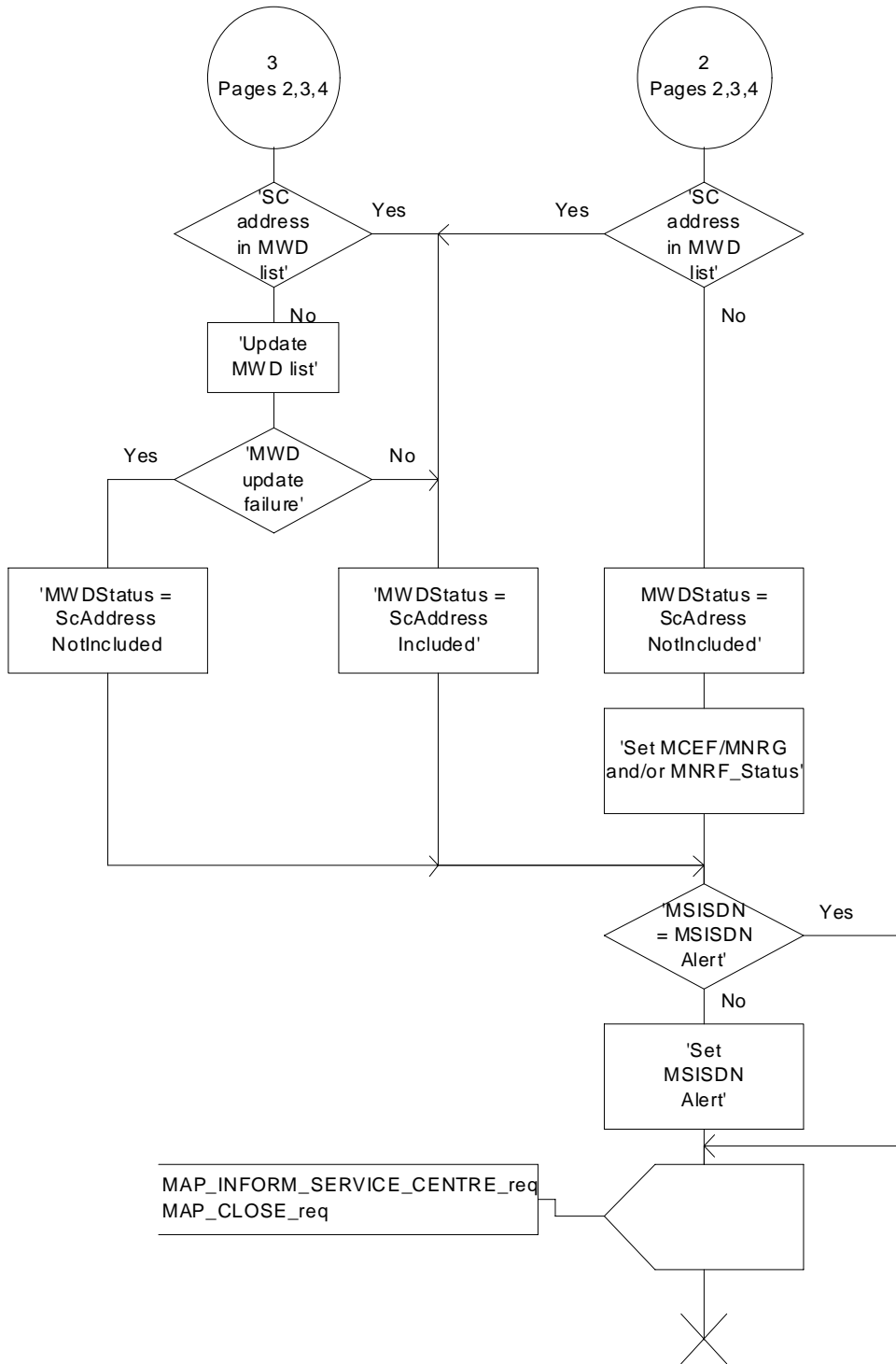


Figure 23.3/6 (sheet 5 of 5): Process Mobile_terminated_SM_HLR

Procedure Select_Transfer_Nodes

23.3_11(1)

Figure 23.3/11: Procedure in the HLR to select the node (MSC or/and SGSN) to which the SMS-GMSC has to send Short Message

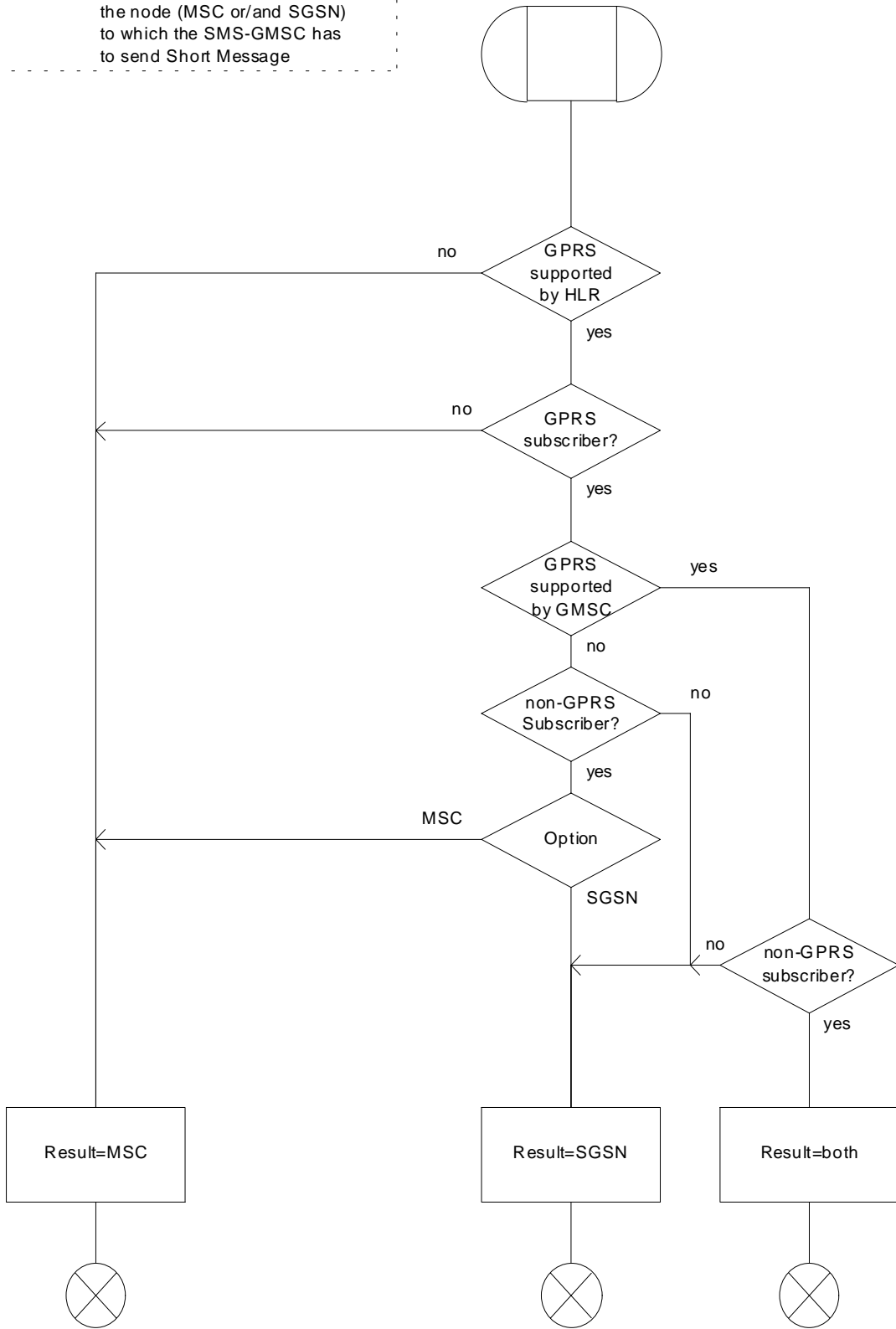


Figure 23.3/11: Procedure Select_Transfer_Nodes

23.3.4 Procedures in the gateway MSC

The short message handling function of the GMSC will request routing information when a mobile terminated short message is received from a Service Centre. The GMSC sends the MAP_SEND_ROUTING_INFO_FOR_SM request to the HLR containing the subscriber data of the mobile subscriber and the indication that the SMS-GMSC supports the GPRS functionality.

As an outcome of the procedure the MAP_SEND_ROUTING_INFO_FOR_SM confirmation is received indicating:

- an unsuccessful event indication containing an error;

The mapping between the MAP error causes and the RP_ERROR causes is explained in GSM 03.40.

- a successful event indication containing following parameters:
 - an IMSI optionally accompanied by an LMSI; and
 - routing addresses (servicing MSC, SGSN or both numbers).

The LMSI shall not be used in case the short message is routed towards the SGSN.

The GMSC may also receive a MAP_INFORM_SERVICE_CENTRE indication after the MAP_SEND_ROUTING_INFO_FOR_SM confirmation. The parameter MW Status in the message indicates whether or not the Service Centre address is stored in the Message Waiting Data. It also indicates the status of the MCEF, MNR and MNRG flags in the HLR.

If the MSISDN-Alert stored in the MWD data is not the same as the one sent to the HLR, the MSISDN-Alert is received in the MAP_INFORM_SERVICE_CENTRE indication. This MSISDN number shall be transferred in a delivery failure report to the SC.

In the abnormal end or in the provider error case the system failure error is provided to the SC.

The forward short message procedure is initiated when the GMSC has obtained the routing information needed to forward a mobile terminated short message to the servicing MSC or SGSN.

If both numbers MSC and SGSN are received from HLR as routing information, the SMS-GMSC may choose which path (SGSN or MSC) first the SMS is to be transferred.

If an LMSI has been provided in the MAP_SEND_ROUTING_INFO_FOR_SM confirmation, it can be included in the sm-RP-DA information field of the first MAP_MT_FORWARD_SHORT_MESSAGE request sent to the servicing MSC. In this case, the IMSI must be included in the Destination Reference of the MAP_OPEN request. If the LMSI is not sent by the SMS Gateway MSC, the sm-RP-DA information field in the first MAP_MT_FORWARD_SHORT_MESSAGE request sent to the servicing MSC or SGSN shall contain the IMSI and the Destination Reference in the MAP_OPEN request shall not be present. The Service Centre address is sent in the parameter SM_RP_OA. The More Messages To Send flag is set to TRUE or FALSE depending on the information received from the Service Centre.

If the GMSC is the servicing MSC then the MAP service is not initiated. The procedure in the Servicing MSC is described in subclause 23.3.1 and in the figure 23.3/4.

If the grouping of MAP_OPEN request and MAP_MT_FORWARD_SHORT_MESSAGE request together would need segmenting, these primitives must not be grouped together. The MAP_OPEN request primitive is sent first without any associated MAP service request primitive and the dialogue confirmation must be received before the MAP_MT_FORWARD_SHORT_MESSAGE request is sent.

As a response to the procedure, the GMSC will receive the MAP_MT_FORWARD_SHORT_MESSAGE confirmation indicating:

- a successful forwarding of the short message. This indication is passed to the SC;
- unsuccessful forwarding of the short message:

In case only one number (MSC or SGSN) was received from HLR as routing information, the mapping of the MAP error causes and the RP_ERROR causes is explained in GSM 03.40. The appropriate error indication is sent to the SC.

In case both numbers (MSC and SGSN) were received from HLR as routing information, the transfer of SMS is re-attempted towards the second path only when one of the following errors is received from the unsuccessful transfer over the first path:

Facility Not Supported

Unidentified Subscriber

Absent Subscriber with indication: GPRS or IMSI Detach

Unexpected Data Value

System failure

Data Missing

Subscriber Busy for MT SMS: GPRS Connection Suspended

otherwise, the mapping of the MAP error causes and the RP_ERROR causes is performed (see GSM 03.40) and the appropriate error indication is sent to the SC.

If second forwarding of short message is unsuccessful, the mapping of the MAP error causes and the RP_ERROR causes is explained in GSM 03.40. The appropriate error indications are sent to the SC.

If second forwarding of short message is successful, the successful indication is passed to the SC.

A provider error is indicated as a system failure error to the SC.

The GMSC invokes the procedure MAP_REPORT_SM_DELIVERY_STATUS, if an absent subscriber_SM, an unidentified subscriber or SM delivery failure with error cause MS memory capacity exceeded indication is received from the servicing MSC, SGSN or both, and the corresponding flags received in the MAP_INFORM_SC are not already set or the SC address is not yet included in the MWD set.

If absent subscriber diagnostic information (see GSM 03.40) is included with the absent subscriber_SM error indication then this information is relayed to the HLR using the procedure MAP_REPORT_SM_DELIVERY_STATUS.

In case the SMS was attempted to be delivered towards the MSC and the SGSN, and both delivery failed with causes described above, the two unsuccessful SMS delivery outcomes for GPRS and non GPRS are sent to the HLR.

In case the SMS was attempted to be delivered towards the MSC and the SGSN, and the first delivery failed with causes described above and the second delivery succeeded, the unsuccessful and successful SMS delivery outcomes for GPRS and non GPRS are sent to HLR.

The gateway MSC may also invoke the procedure when the first SMS delivery was successful towards MSC, if the MNRF, MCEF flags or both were set in the HLR.

The gateway MSC may also invoke the procedure when the first SMS delivery was successful towards SGSN, if the MNRG, MCEF flags or both were set in the HLR.

This procedure is described in detail in subclause 23.5.

Unexpected data value, system failure errors are indicated as a system failure to the SC. Other errors are indicated using appropriate cause values and diagnostic information between the GMSC and the SC as described in GSM 03.40 and GSM 04.11.

The unidentified subscriber error is indicated to the SC as absent subscriber with diagnostic information set to 'Unidentified subscriber' as described in GSM 03.40.

Note that the indication, on which number belongs the SGSN and MSC, received from the HLR at routing information result (see subclause 23.3.3) will enable the GMSC to map the causes received from the SGSN, MSC or both into the appropriate causes for non GPRS, GPRS or both, and send them to the SC and HLR.

If there are more short messages to send in the Service Centre and the previous short message transfer succeeded, then the gateway MSC awaits the next short message.

When receiving the next short message from the SC, the gateway MSC sets the More Messages To Send flag according to the information received and starts the service MAP_MT_FORWARD_SHORT_MESSAGE again.

If the gateway MSC is the servicing MSC, then the short message transfer to mobile subscriber is started as described in the subclause 23.3.1.

The mobile terminated short message transfer procedure in the gateway MSC is shown in figure 23.3/7.

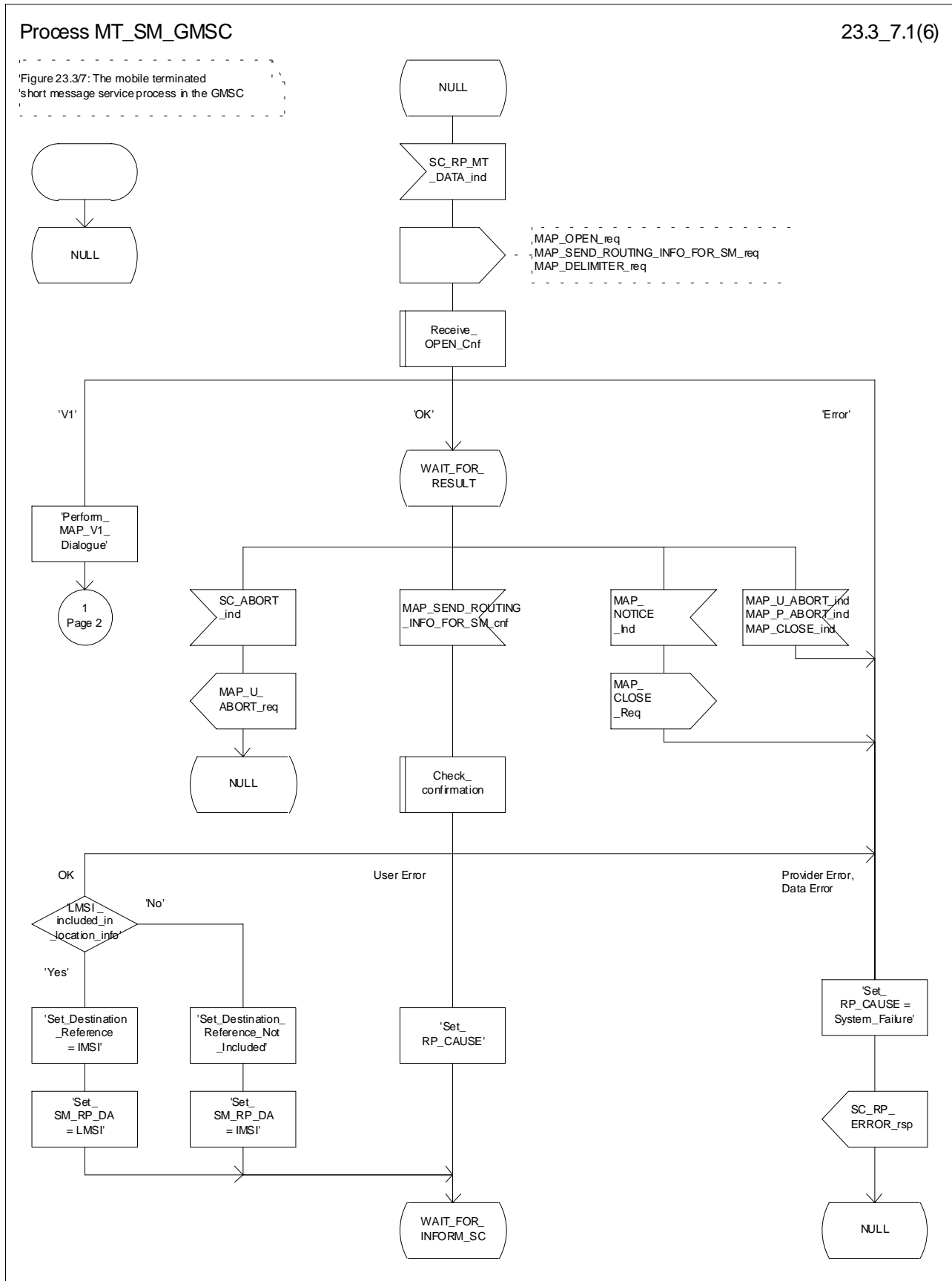


Figure 23.3/7 (sheet 1 of 6): Procedure MT_SM_GMSC

Process MT_SM_GMSC

23.3_7.2(6)

Figure 23.3/7: The mobile terminated short message service process in the GMSC

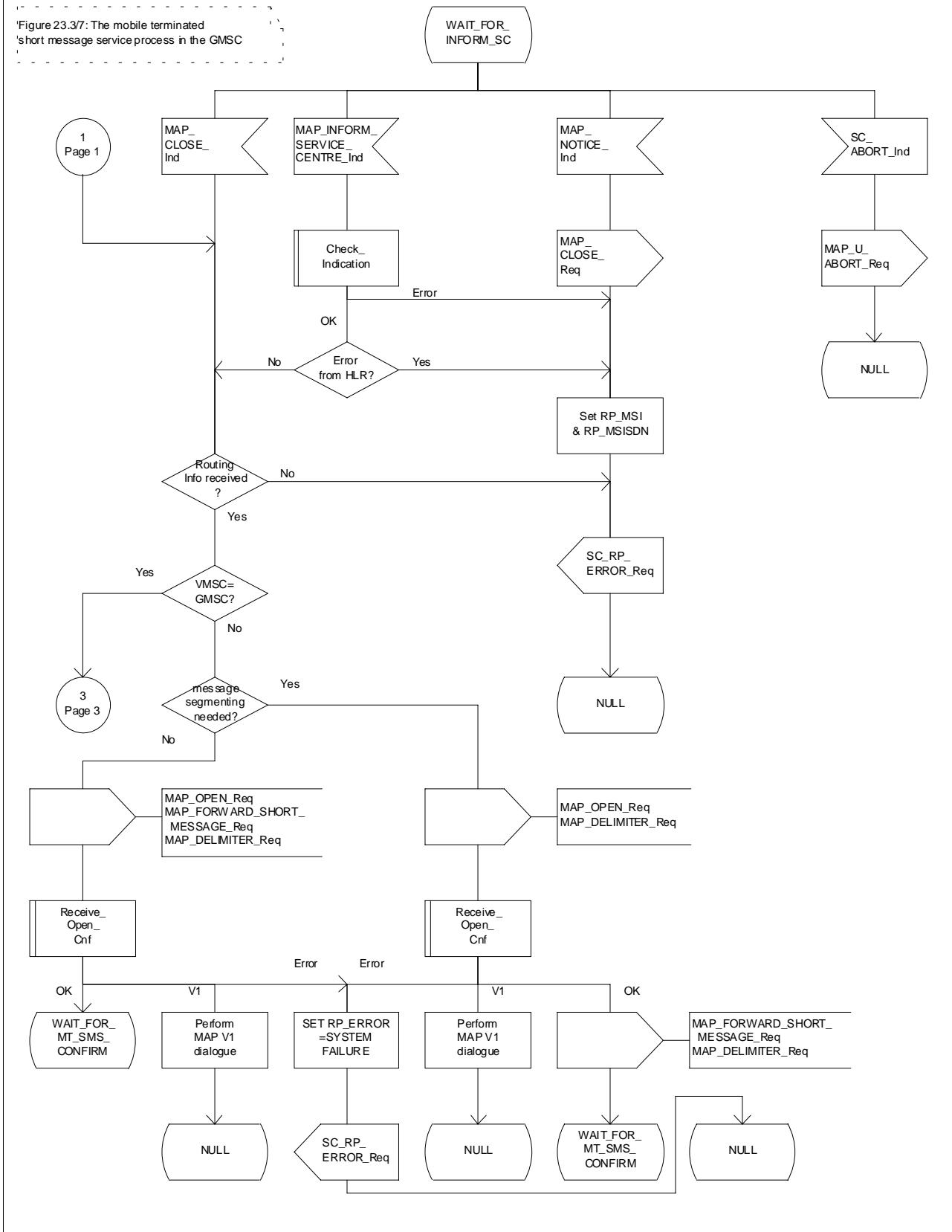


Figure 23.3/7 (sheet 2 to 6): Procedure MT_SM_GMSC

Process MT_SM_GMSC

23.3_7.3(6)

Figure 23.3/7: The mobile terminated short message service process in the GMSC

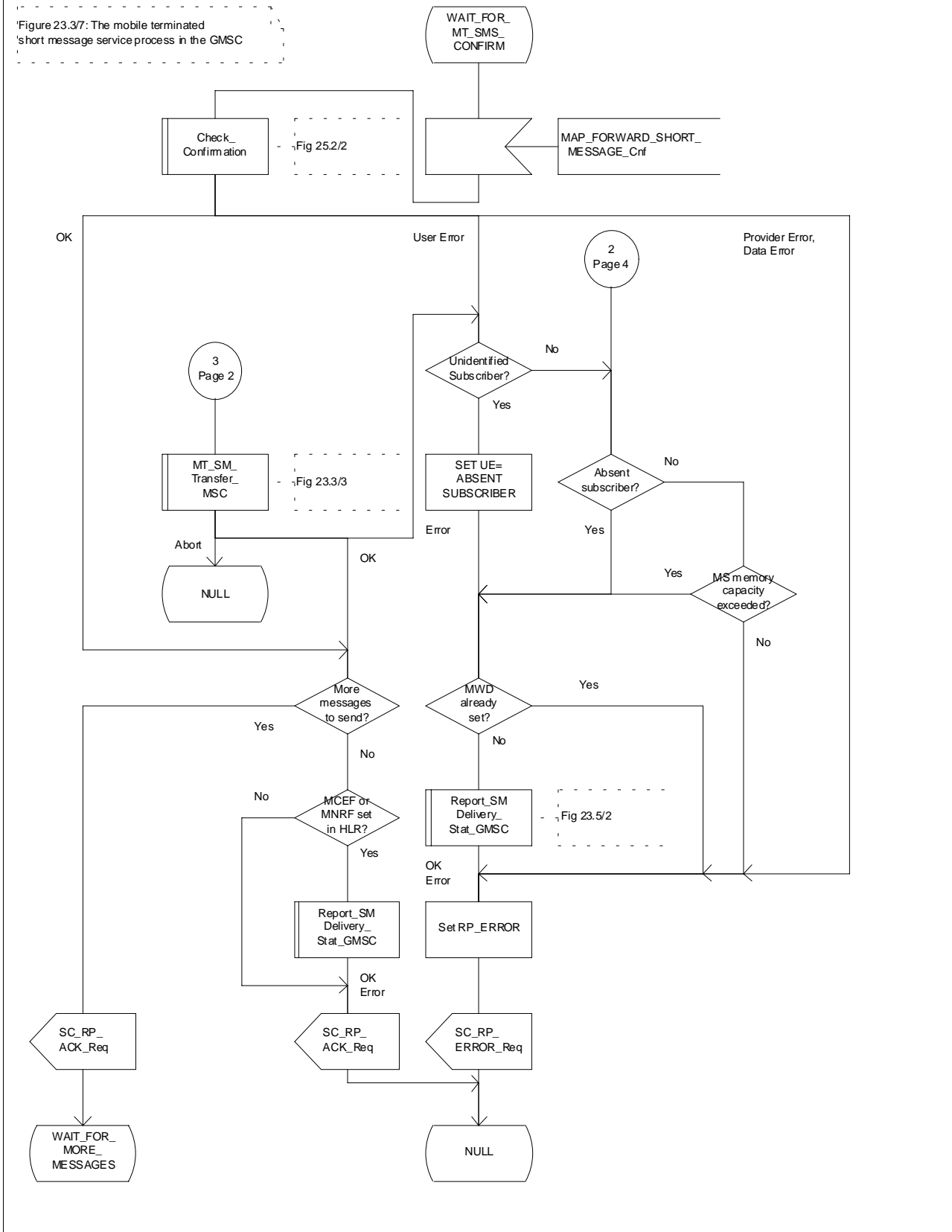


Figure 23.3/7 (sheet 3 of 6): Procedure MT_SM_GMSC

Process MT_SM_GMSC

23.3_7.4(6)

Figure 23.3/7: The mobile terminated short message service process in the GMSC

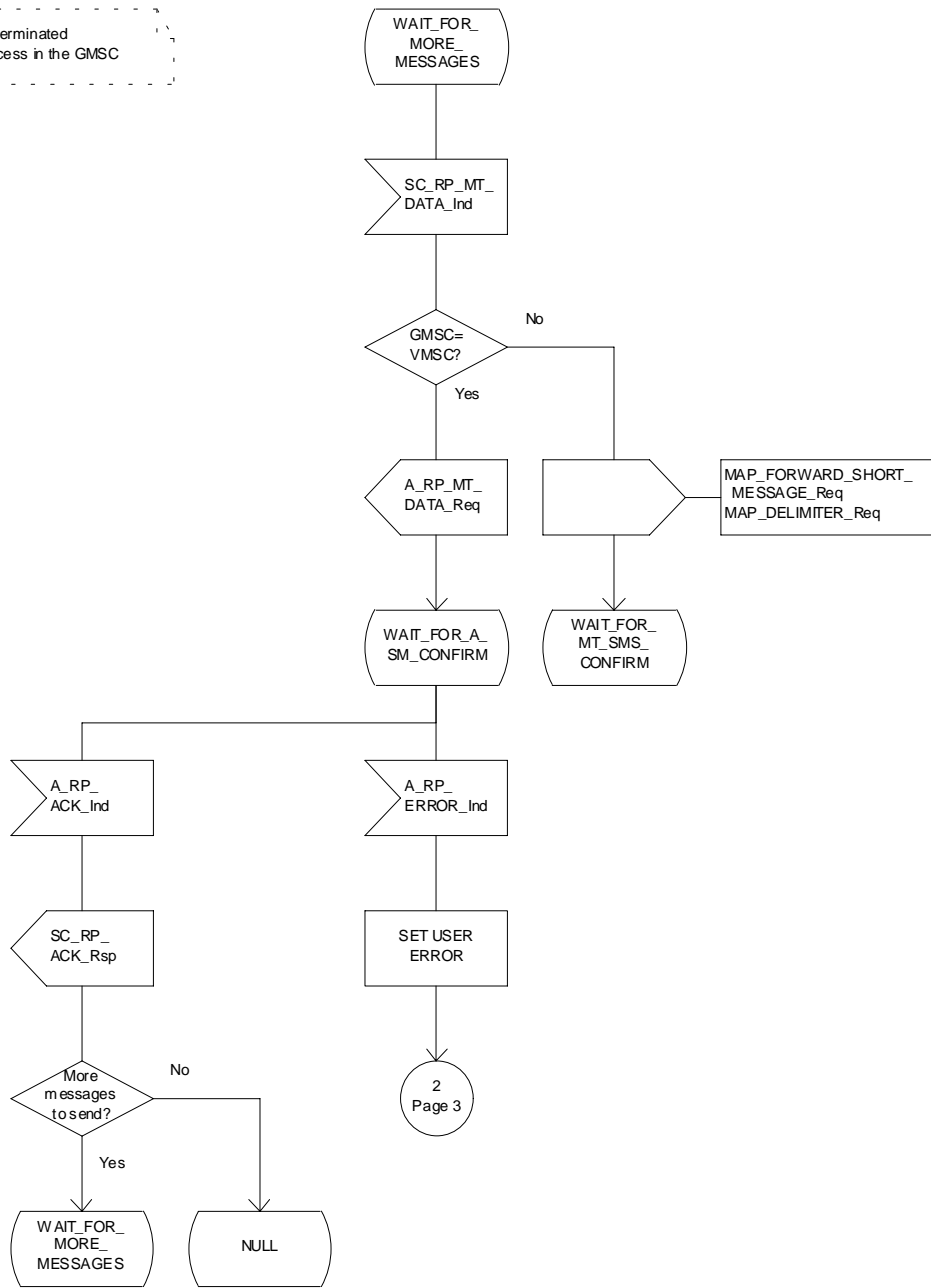


Figure 23.3/7 (sheet 4 of 6): Procedure_MT_SM_GMSC

Process MT_SM_GMSC

23.3_7.5(6)

Figure 23.3/7: The mobile terminated short message service process in the GMSC

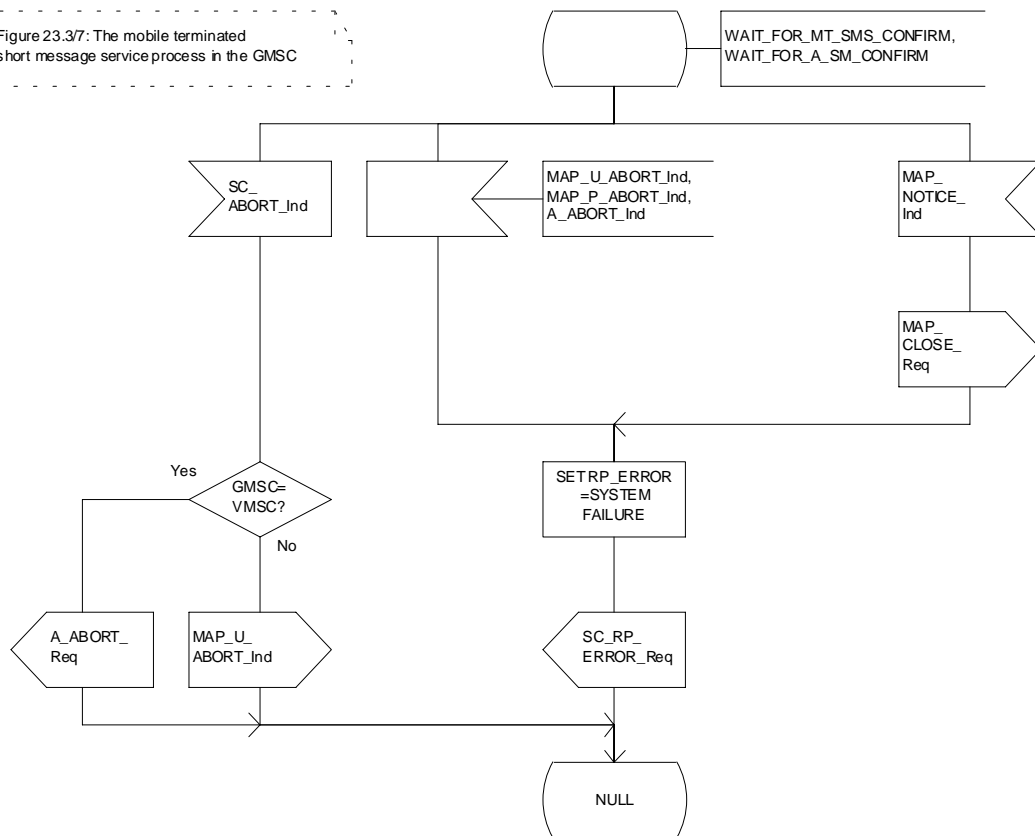


Figure 23.3/7 (sheet 5 to 6): Procedure MT_SM_GMSC

Process MT_SM_GMSC

23.3_7.6(6)

Figure 23.3/7: The mobile terminated short message service process in the GMSC

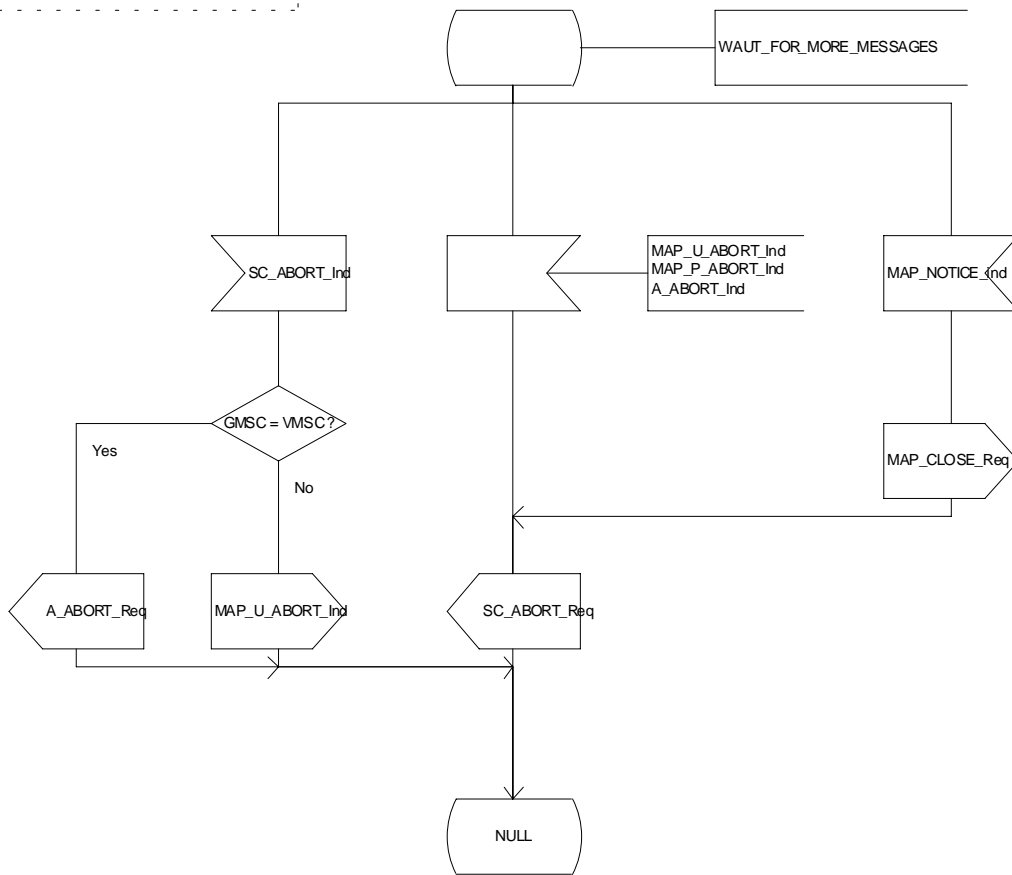


Figure 23.3/7 (sheet 6 of 6): Procedure MT_SM_GMSC

Macrodefinition Check_Subscr_Identity_For_MT_SMS

23.3_8(1)

Figure 23.3/8: Check of the subscriber identity for a mobile terminated short message in the servicing MSC and in the VLR

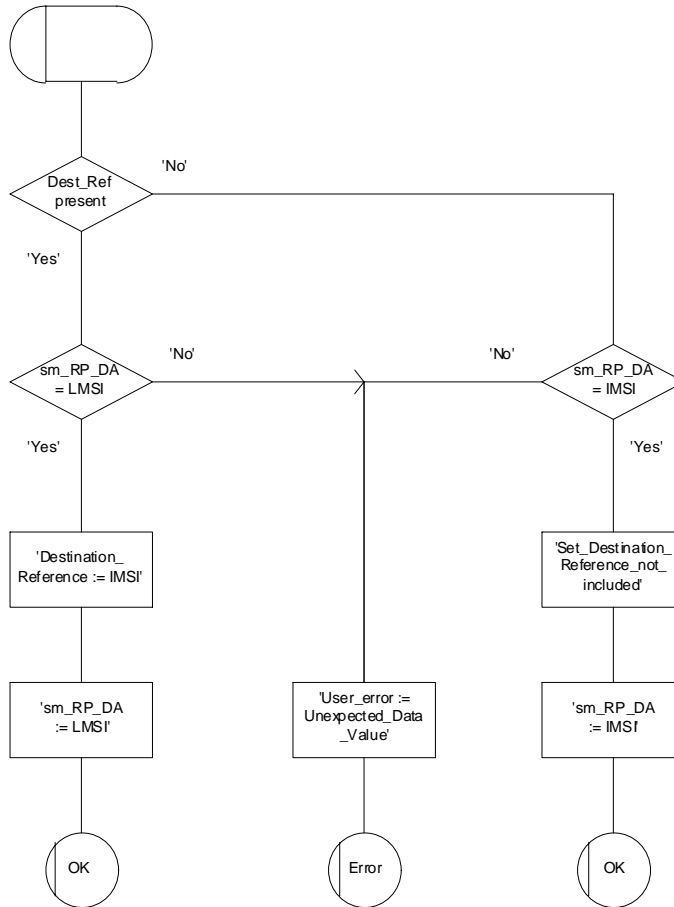


Figure 23.3/8: Macro Check_Subscr_Identity_For_MT_SMS

23.3.5 Procedure in the Servicing SGSN

When initiating the dialogue with the servicing SGSN, the SMS Gateway MSC must provide the IMSI of the subscriber to whom the short message is directed.

The IMSI is included in the sm-RP-DA information field of the MAP_MT_FORWARD_SHORT_MESSAGE indication.

When receiving a MAP_OPEN indication primitive that is not associated with any MAP service indication primitive and if the dialogue is accepted, the MAP service-user in the servicing SGSN issues a MAP_DELIMITER request primitive in order to trigger the local MAP service-provider to confirm the dialogue.

When receiving the first MAP_MT_FORWARD_SHORT_MESSAGE indication from the gateway MSC, the servicing SGSN performs some subscriber data checks, if the MAP service primitive is accepted and if short message service is supported in the servicing SGSN.

The MAP_MT_FORWARD_SHORT_MESSAGE indication primitive is checked by the macro "Check_Indication". If the received MAP service primitive contains errors, the service is aborted and an unexpected data value error or data missing error is returned to the GMSC.

If the SGSN does not support the short message service, the service is aborted in the servicing SGSN and the error "Facility Not Supported" is returned to the GMSC.

If the connection is GPRS suspended, the SGSN sends to the GMSC an error specifying that the GPRS connection is suspended.

The subscriber identity information that are included in the MAP service indication primitive is checked by the macro "Check_Subscr_Identity_For_MT_SMS" as follows:

If the IMSI is included in the sm-RP-DA information field of the MAP_MT_FORWARD_SHORT_MESSAGE indication, the MAP_OPEN indication received from the gateway MSC shall not include a Destination Reference.

If no Destination Reference has been received and the sm-RP-DA information field does not cover an IMSI the service is aborted in the servicing SGSN and the error "Unexpected Data Value" is returned to the GMSC.

The following outcomes from the subscriber data checks can occur in SGSN:

- if the mobile subscriber is unknown, the unidentified subscriber error is forwarded to the GMSC;
- if the "Confirmed by HLR" indicator is set to "Not Confirmed", the unidentified subscriber error is forwarded to the GMSC.
- if the GPRS Detached Flag is set to detached or the LA Not Allowed Flag is set to not allowed in the SGSN, an absent subscriber error with the diagnostic indication set to 'GPRS Detached' is forwarded to the GMSC and the MS not reachable for GPRS (MNRG) flag is set;
- If the location area identification is known and the "Confirmed by Radio Contact" indicator is set to "Confirmed", the paging procedure is invoked (see subclause 25.3). Otherwise the search procedure is invoked (see subclause 25.3).

The result of the paging or the search procedure is processed as follows:

- if the procedure is completed successfully, the SGSN may trigger the Authentication, Ciphering and IMEI check procedures (see subclauses 25.4 and 25.5). Then, if the procedure are completed successfully, the SGSN will send the short message to the MS;
- if the procedure is completed successfully, but the MS has no mobile terminated short message transfer capability, the SM delivery failure indication with cause "equipment not SM equipped" is provided to the GMSC;
- if the procedure is ended unsuccessfully because of subscriber already busy for SMS, another paging, emergency call, location updating, inter SGSN routing area update or a call set-up, the subscriber busy for MT SMS is provided to the GMSC.

- if the procedure is ended unsuccessfully, the absent subscriber_SM error is forwarded to the GMSC with the absent subscriber diagnostic indication set to 'No Paging Response for GPRS', but if the location area is unknown, the system failure indication is provided to the GMSC.

If forwarding of the short message is initiated, the SGSN awaits the result before one of the following responses is sent back to the GMSC:

- an acknowledgement if the short message has been successfully delivered to the mobile subscriber;
- an SM delivery failure error containing a parameter indicating either of the following: there is a MS protocol error or the MS memory capacity is exceeded; detailed diagnostic information (see subclause 7.6.1.4) may also be carried;
- a system failure error if the delivery procedure is aborted.

If the More Messages To Send flag was FALSE or the service MAP_MT_FORWARD_SHORT_MESSAGE ends unsuccessfully, the transaction to the gateway MSC is terminated. Otherwise, the servicing SGSN waits for the next short message from the Service Centre.

When receiving the next MAP_MT_FORWARD_SHORT_MESSAGE indication from the gateway MSC the servicing MSC will act as follows:

- if the received primitive contains errors, the unexpected data value error or data missing error is provided to the gateway MSC;
- if the More Messages To Send flag is FALSE, the servicing SGSN will start the short message transfer procedure to the mobile subscriber. The successful or unsuccessful outcome of this procedure is reported to the gateway MSC and the transaction is terminated.
- if the More Messages To Send flag is TRUE, the servicing SGSN will start the short message transfer to the mobile subscriber. If the outcome of this procedure is unsuccessful, the reason is reported to the gateway MSC and the procedure is terminated. If the procedure is successful, it is acknowledged to the gateway MSC and more short messages can be received.

The mobile terminated short message transfer procedure in the servicing SGSN is shown in figures 23.3/9 and 23.3/10. The page and search procedures are shown in figure 25.3/1 and 25.3/2.

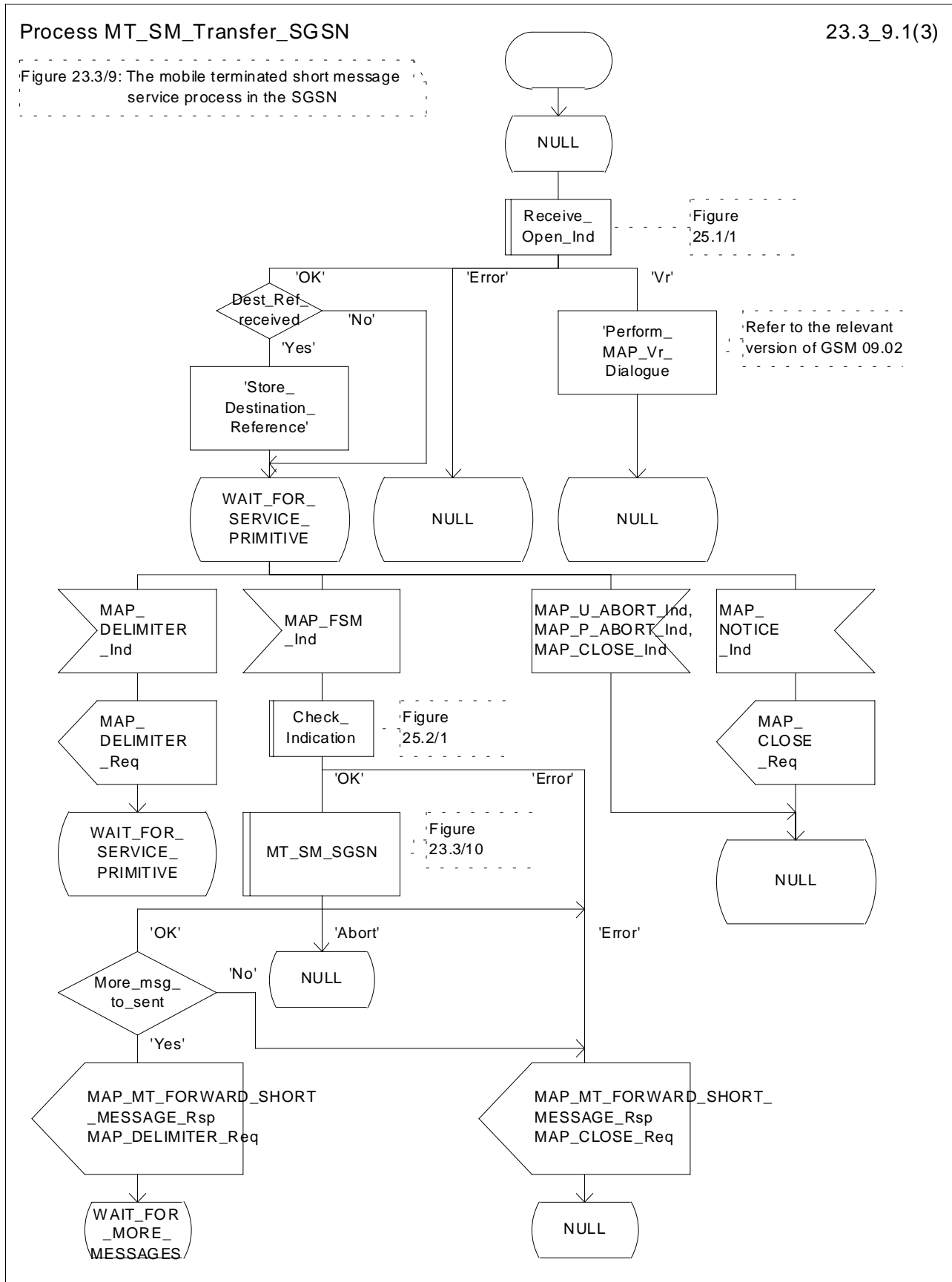


Figure 23.3/9 (sheet 1 of 3): Procedure MT_SM_Transfer_SGSN

Process MT_SM_Transfer_SGSN

23.3_9.2(3)

Figure 23.3/9: The mobile terminated short message service process in the SGSN

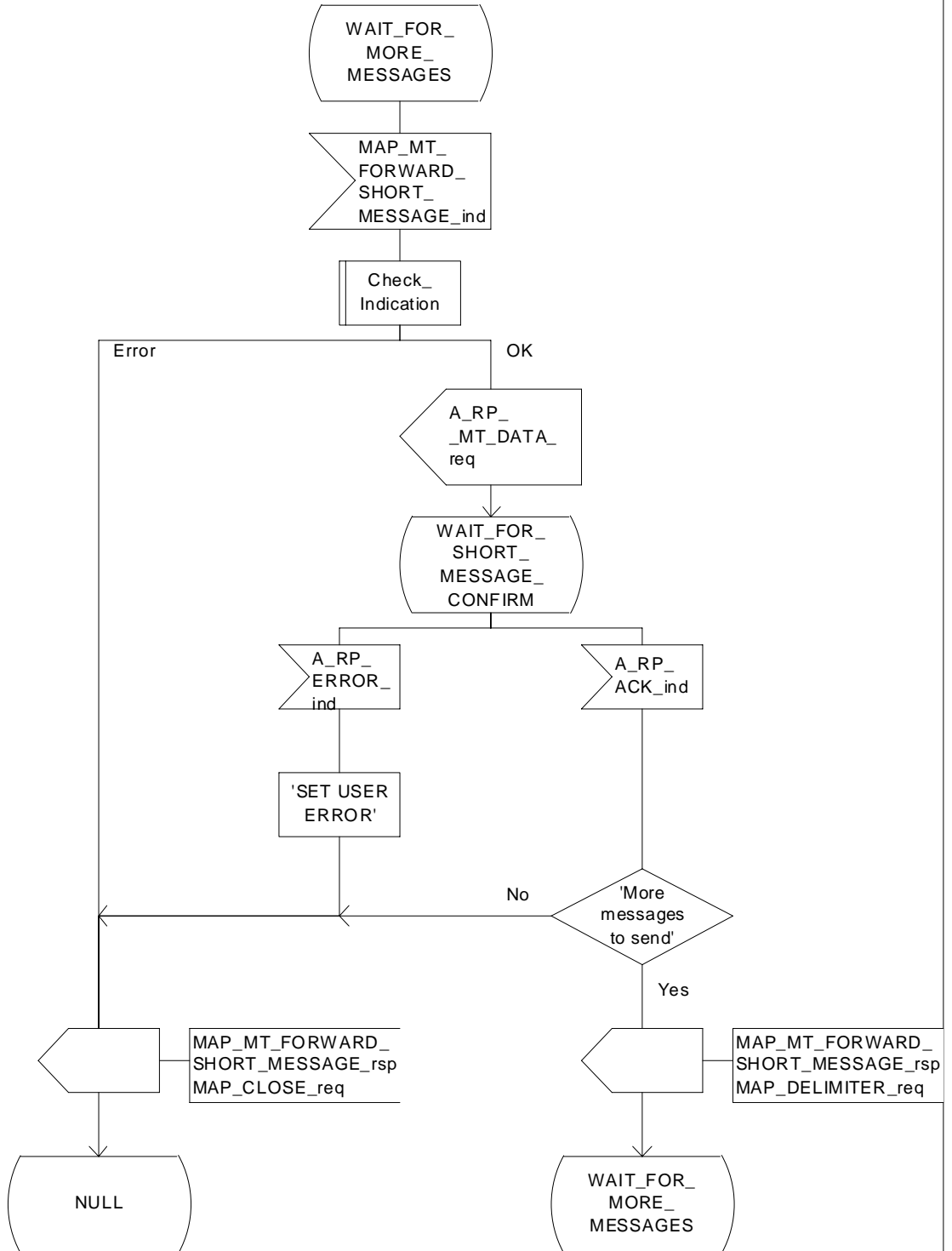


Figure 23.3/9 (sheet 2 of 3): Procedure MT_SM_Transfer_SGSN

Process MT_SM_Transfer_SGSN

23.3_9.3(3)

Figure 23.3/9: The mobile terminated short message service process in the SGSN

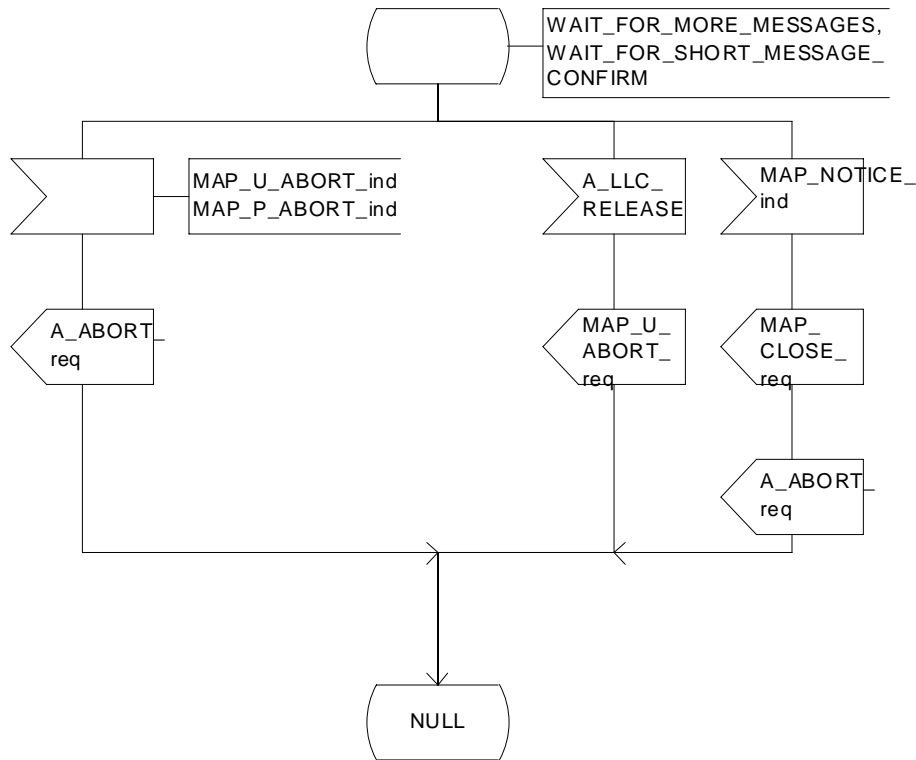


Figure 23.3/9 (sheet 3 of 3): Procedure MT_SM_Transfer_SGSN

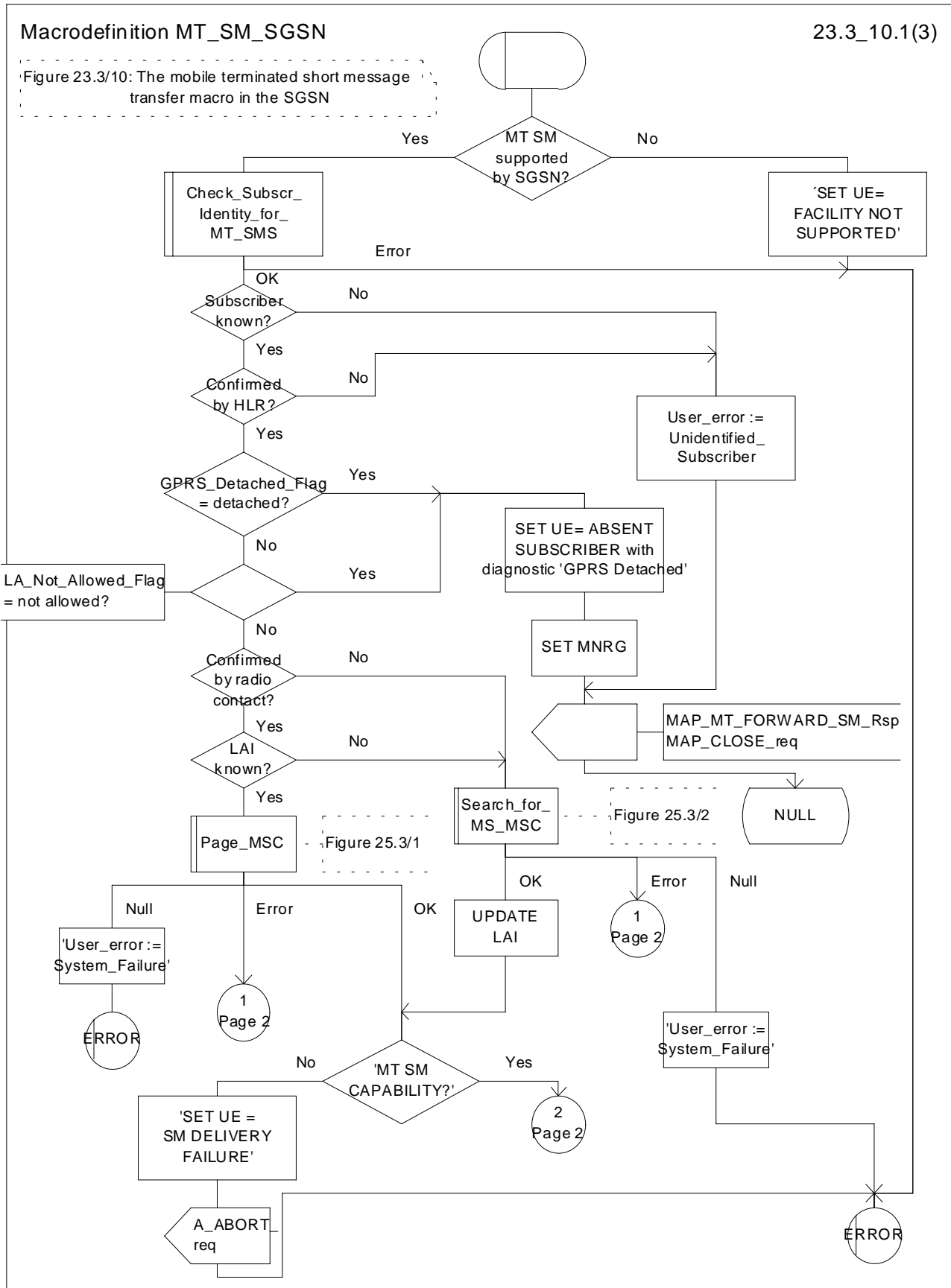


Figure 23.3/10 (sheet 1 of 3): Macro MT_SM_SGSN

Macrodefinition MT_SM_SGSN

23.3_10.2(3)

Figure 23.3/10: The mobile terminated short message transfer macro in the SGSN

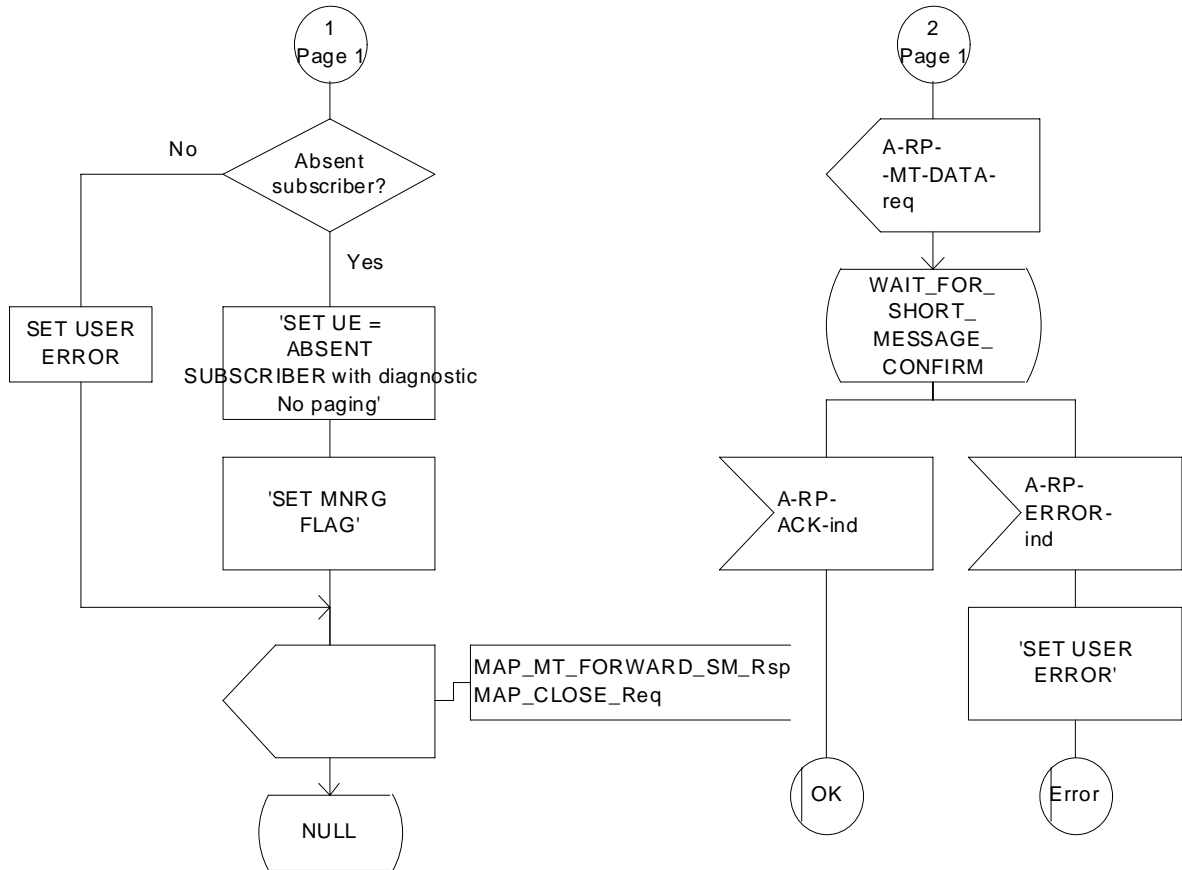


Figure 23.3/10 (sheet 2 of 3): Macro MT_SM_SGSN

Macrodefinition MT_SM_SGSN

23.3_10.3(3)

Figure 23.3/10: The mobile terminated short message transfer macro in the SGSN

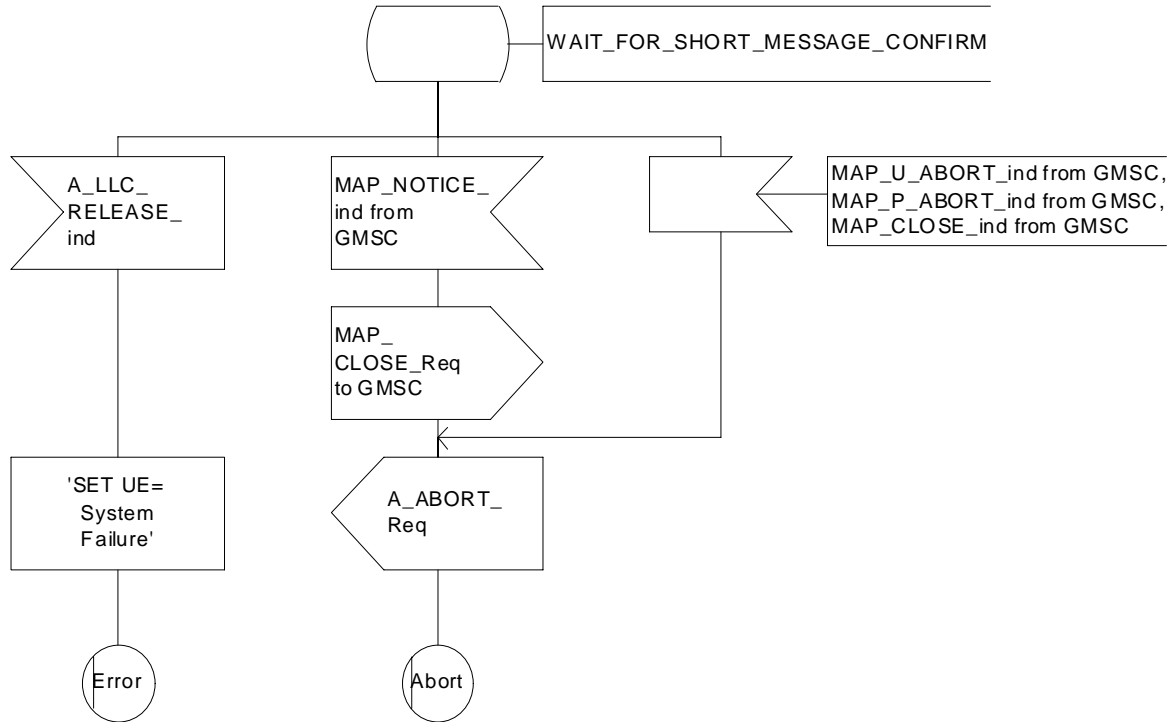
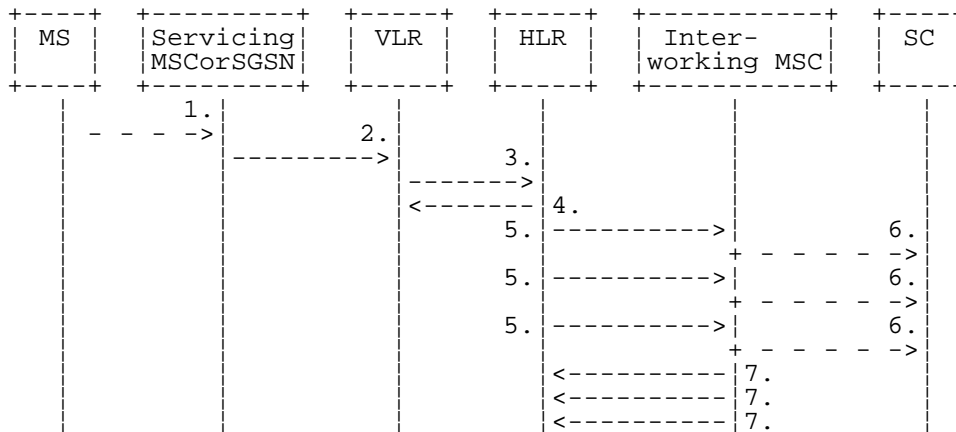


Figure 23.3/10 (sheet 3 of 3): Macro MT_SM_SGSN

23.4 The Short Message Alert procedure

The Short Message Alert procedure is used for alerting the Service Centre when the mobile subscriber is active after a short message transfer has failed because the mobile subscriber is not reachable or when the MS has indicated that it has memory capacity to accept a short message.

The Short Message Alert procedure for the case when the mobile subscriber was not reachable is shown in figure 23.4/1.



- 1) CM Service Request (**), Page response or Location Updating (GSM 04.08)
- 2) MAP_PROCESS_ACCESS_REQUEST / MAP_UPDATE_LOCATION_AREA (**),
- 3) MAP_READY_FOR_SM (Mobile Present) / MAP_UPDATE_LOCATION / Supplementary Service Control Request (*)
- 4) MAP_READY_FOR_SM_ACK (*)
- 5) MAP_ALERT_SERVICE_CENTRE (notes 1 and 2)
- 6) Alert Service Centre (GSM 03.40)
- 7) MAP_ALERT_SERVICE_CENTRE_ACK

NOTE 1: To all Service Centres in the Message Waiting List.

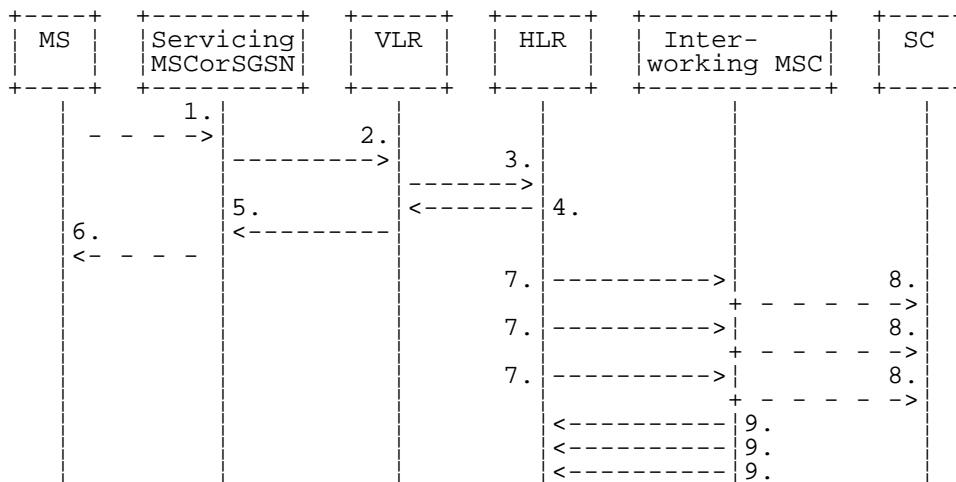
NOTE 2: The HLR initiates the MAP_ALERT_SERVICE_CENTRE service only if the MS Memory Capacity Exceeded flag is clear.

(*) In case of GPRS, messages 3) and 4) are sent/received by SGSN

(**) Those messages are not used by SGSN

Figure 23.4/1: Short message alert procedure (Mobile is present)

The Short Message Alert procedure for the case where the MS indicates that it has memory capacity to accept one or more short messages is shown in figure 23.4/2.



- 1) SM memory capacity available (GSM 04.11)
- 2) MAP_READY_FOR_SM (Memory Available) (*)
- 3) MAP_READY_FOR_SM (Memory Available) (**)
- 4) MAP_READY_FOR_SM_ACK (**)
- 5) MAP_READY_FOR_SM_ACK (*)
- 6) SM memory capacity available (Acknowledge) (GSM 04.11)
- 7) MAP_ALERT_SERVICE_CENTRE (note 1)
- 8) Alert Service Centre (GSM 03.40)
- 9) MAP_ALERT_SERVICE_CENTRE_ACK

NOTE 1: To all Service Centres in the Message Waiting List.

- (*) Message 2) and 5) are not used by SGSN
- (**) In the case of GPRS messages 3) and 4) are sent/received by SGSN

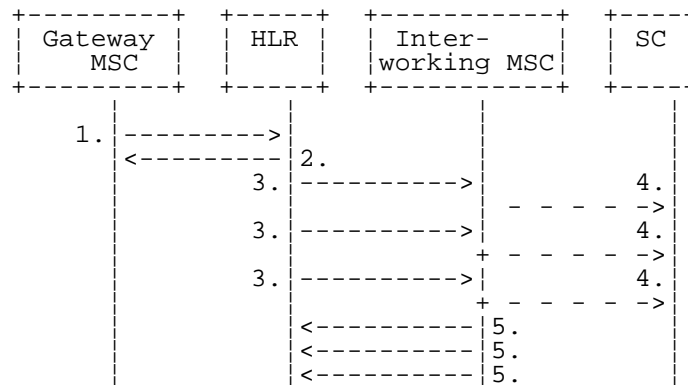
Figure 23.4/2: Short message alert procedure (MS memory capacity available)

In addition the following MAP services are used in the MS memory available case:

- MAP_PROCESS_ACCESS_REQUEST (see subclause 8.3); (*)
- MAP_AUTHENTICATE (see subclause 8.5); (*)
- MAP_SET_CIPHERING_MODE (see subclause 8.6); (*)
- MAP_PROVIDE_IMSI (see subclause 8.9); (*)
- MAP_CHECK_IMEI (see subclause 8.7);
- MAP_FORWARD_NEW_TMSI (see subclause 8.9); (*)
- MAP_TRACE_SUBSCRIBER_ACTIVITY (see subclause 9.1). (*)

(*) Those messages are not used by SGSN.

The Short Message Alert procedure when the MS indicates successful transfer after polling is shown in figure 23.4/3.



- 1) MAP_REPORT_SM_DELIVERY_STATUS (Successful Transfer)
- 2) MAP_REPORT_SM_DELIVERY_STATUS_ACK
- 3) MAP_ALERT_SERVICE_CENTRE (note)
- 4) Alert Service Centre (GSM 03.40)
- 5) MAP_ALERT_SERVICE_CENTRE_ACK

NOTE: To all Service Centres in the Message Waiting List.

Figure 23.4/3: Short message alert procedure (Successful transfer after polling)

23.4.1 Procedures in the Servicing MSC

The activation of the MAP_PROCESS_ACCESS_REQUEST service is described in the subclause 23.6.2.

After receiving the SM memory capacity available indication, the servicing MSC sends the MAP_READY_FOR_SM request to the VLR indicating memory available. The outcome of that procedure is one of the following:

- successful acknowledgement. The MSC sends the corresponding message to the MS;
- negative acknowledgement, where the error causes are treated as follows:
 - unexpected data value, data missing and system failure errors are reported as network out of order error to the MS;
 - facility not supported is reported as requested facility not implemented error to the MS;
 - procedure failure, which is reported as network out of order error to the MS if a connection to the MS still exists.

The short message alert procedure in the MSC for the MS memory capacity available case is shown in figure 23.4/4.

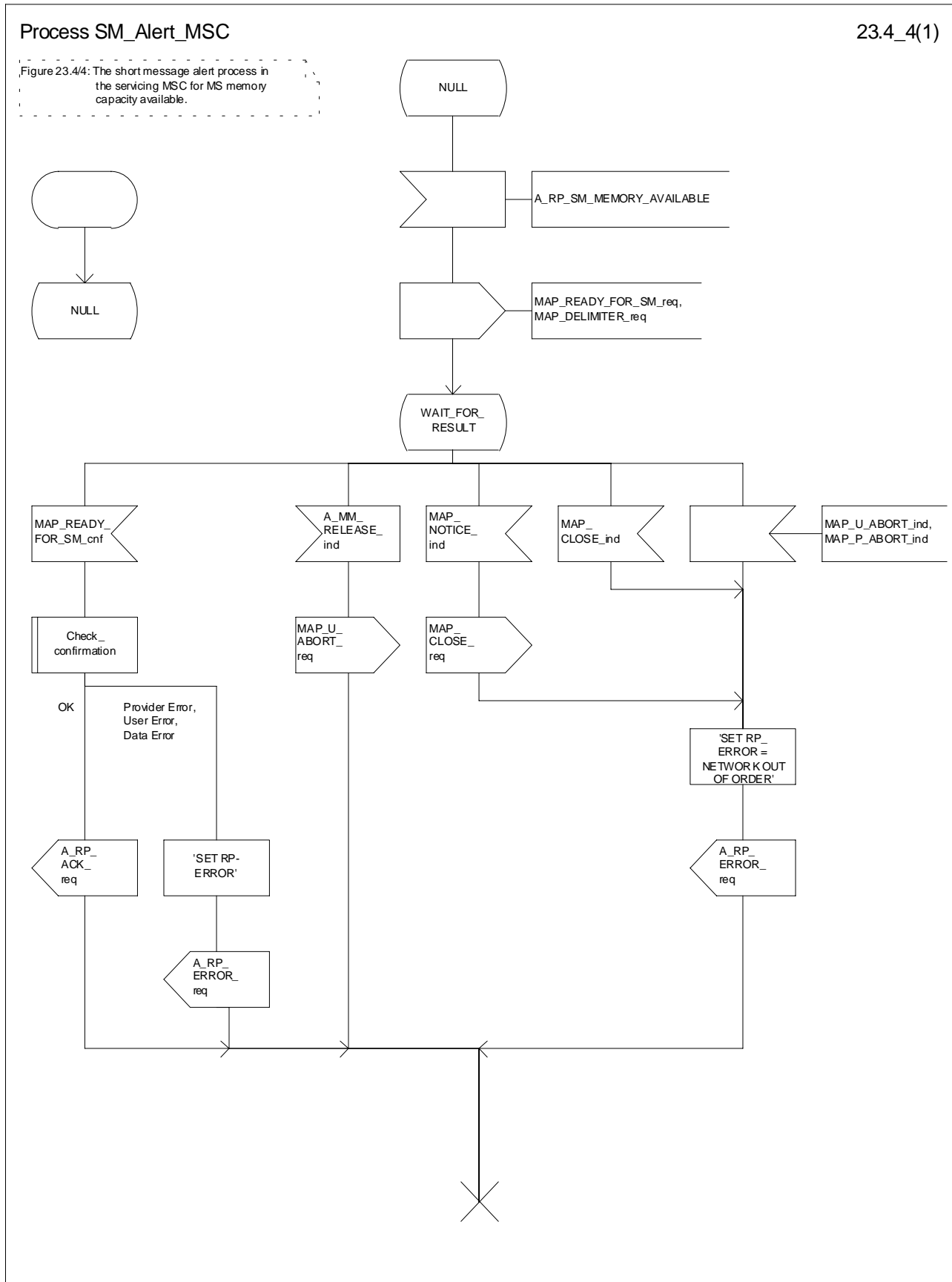


Figure 23.4/4: Procedure SM_Alert_MSC

23.4.2 Procedures in the VLR

23.4.2.1 The Mobile Subscriber is present

When receiving the MAP_PROCESS_ACCESS_REQUEST indication, MAP_UPDATE_LOCATION_AREA indication while the MS not reachable flag (MNRf) is set, the VLR will send the MAP_READY_FOR_SM request towards the HLR. The Alert Reason is set to indicate that the mobile subscriber is present for non GPRS. If the authentication procedure is initiated and it fails, the VLR will not initiate the service. The process in VLR is described in detail in the subclause 25.10.

23.4.2.2 The Mobile Equipment has memory available

The MAP_PROCESS_ACCESS_REQUEST indication starts the MAP_PROCESS_ACCESS_REQUEST service in the VLR. The application context in the MAP_OPEN indication refers to the short message alerting procedure.

If the service MAP_PROCESS_ACCESS_REQUEST is successful, the VLR waits for the next message from the MSC. When receiving the MAP_READY_FOR_SM indication from the MSC, the VLR will check the contents. Data errors are reported to the MSC as an unexpected data value or data missing error, depending on the error. If the primitive passes the data check, the VLR forwards it to the HLR and awaits an acknowledgement.

When receiving the MAP_READY_FOR_SM confirmation from the HLR and the Alert Reason is MS memory available, the VLR will act as follows:

- the MAP_READY_FOR_SM response is sent to the MSC as follows:
 - an acknowledgement in the positive case;
 - system failure error, if unexpected data value, data missing, or unknown subscriber errors are received, otherwise the error cause received from the HLR;
 - a facility not supported error, if the HLR supports MAP Vr only;
 - procedure failure is reported as a system failure error.

The short message alert procedure in the VLR is shown in figures 23.4/5.

Process SM_Alert_VLR

23.4_5(1)

Figure 23.4/5: The short messages alert process in the VLR for MS memory capacity available

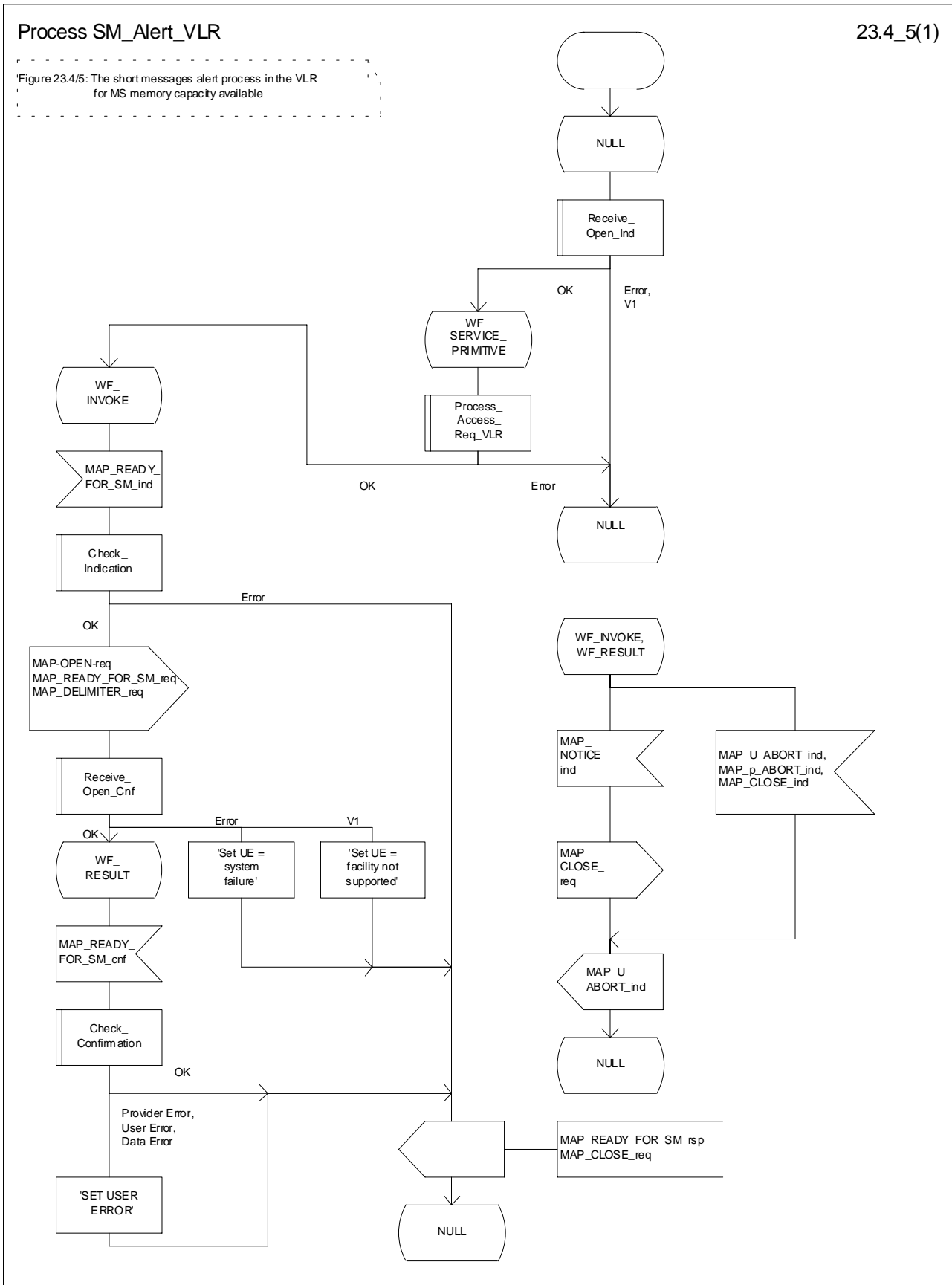


Figure 23.4/5: Procedure SM_Alert_VLR

23.4.3 Procedures in the HLR

When receiving the MAP_READY_FOR_SM indication, the HLR will check the contents. Data errors are reported to the VLR as an unexpected data value or a data missing error depending on the error. If the HLR does not support the MNRF or MNRG, MCEF, and MWD a facility not supported error is reported to the VLR or SGSN. If the IMSI is unknown an unknown subscriber error is reported to the VLR or SGSN. Otherwise an acknowledgement is returned to the VLR or SGSN.

If neither the MS not reachable flag (MNRF) or the MS not reachable for GPRS (MNRG) flag, nor the memory capacity exceeded flag (MCEF) are set, and MAP_READY_FOR_SM is received from the VLR or SGSN, the HLR sets a timer and waits for it to expire. This ensures that in the race situation the MAP_REPORT_SM_DELIVERY_STATUS service (as described in the subclause 23.6) for the same subscriber can be carried out when delayed in the GMSC.

If the Alert Reason indicates the mobile present for non GPRS situation, or when the update location procedure has been successfully completed or Supplementary Service Control request is received, the MS not reachable flag (MNRF) is cleared and the service centre alert procedure is initiated. If the memory capacity exceeded flag is set, the MS not reachable flag is cleared and stored reason for absence for non GPRS are cleared but the alert procedure is not started.

If the Alert Reason indicates the mobile present for GPRS situation, or when the Update GPRS location procedure has been successfully completed, the MS not reachable for GPRS (MNRG) flag is cleared and the service centre alert procedure is initiated. If the memory capacity exceeded flag is set, the MS detach for GPRS flag is cleared and stored reason for absence for GPRS are cleared but the alert procedure is not started.

If the Alert Reason indicates the memory available for non GPRS situation, the HLR initiates the alert procedure. The MS not reachable and memory capacity available flags are cleared.

If the Alert Reason indicates the memory available for GPRS situation, the HLR initiates the alert procedure. The MS detach for GPRS and memory capacity available flags are cleared.

If the MAP_REPORT_SM_DELIVERY_STATUS indication is received and it indicates the successful transfer of the mobile terminated short message for non GPRS, the HLR initiates the alert procedure described in the subclause 25.10 and clears MCEF and MNRF flags and stored reason for absence for non GPRS are cleared.

If the MAP_REPORT_SM_DELIVERY_STATUS indication is received and it indicates the successful transfer of the mobile terminated short message for GPRS, the HLR initiates the alert procedure described in the subclause 25.10 and clears MCEF and MNRG flags and stored reason for absence for GPRS are cleared.

The short message alert procedure in the HLR is shown in figures 23.4/6 and 25.10/2.

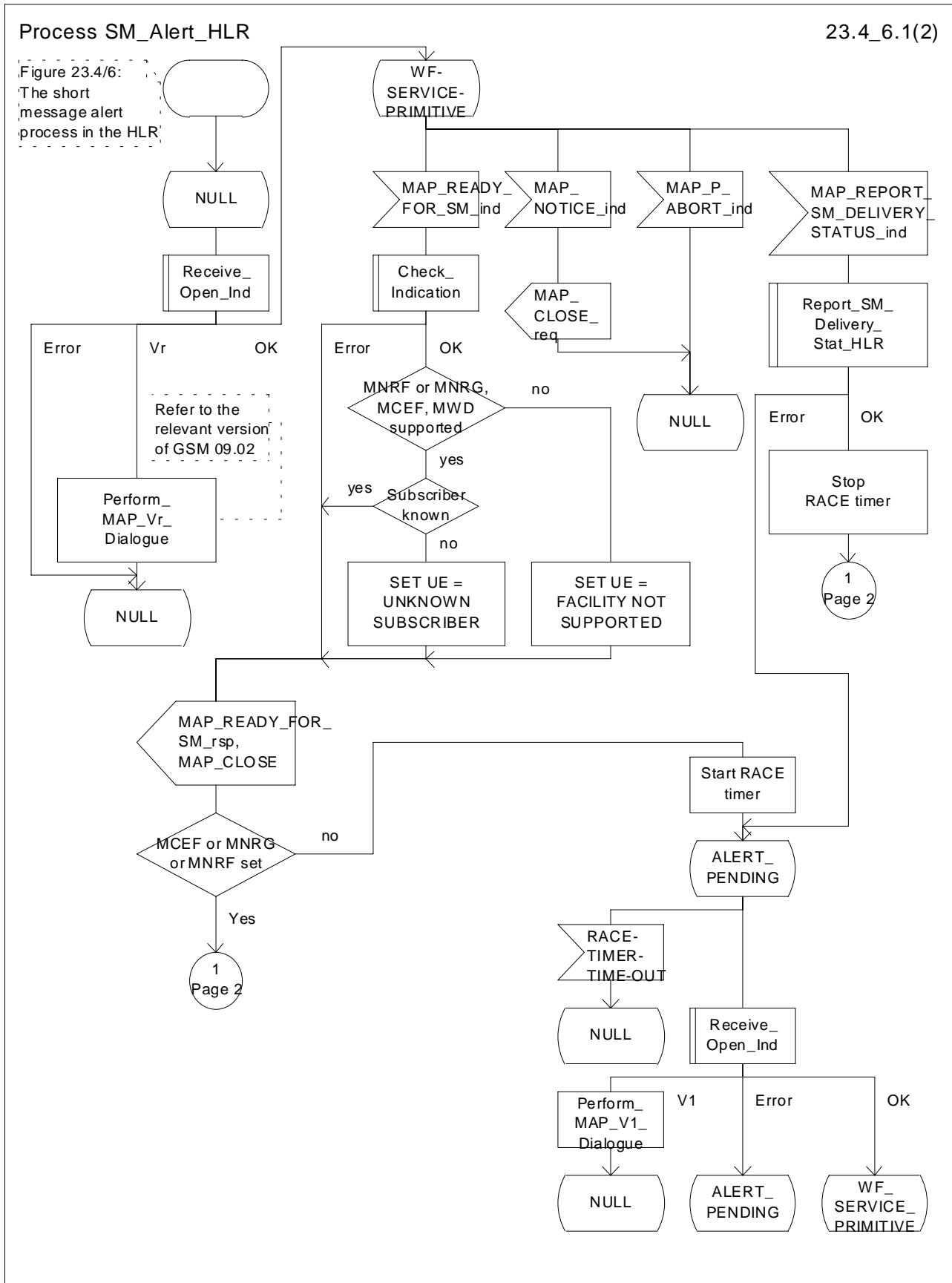


Figure 23.4/6 (sheet 1 of 2): Process SM_Alert_HLR

Process SM_Alert_HLR

23.4_6.2(2)

Figure 23.4/6:
The short
message alert
process in the HLR

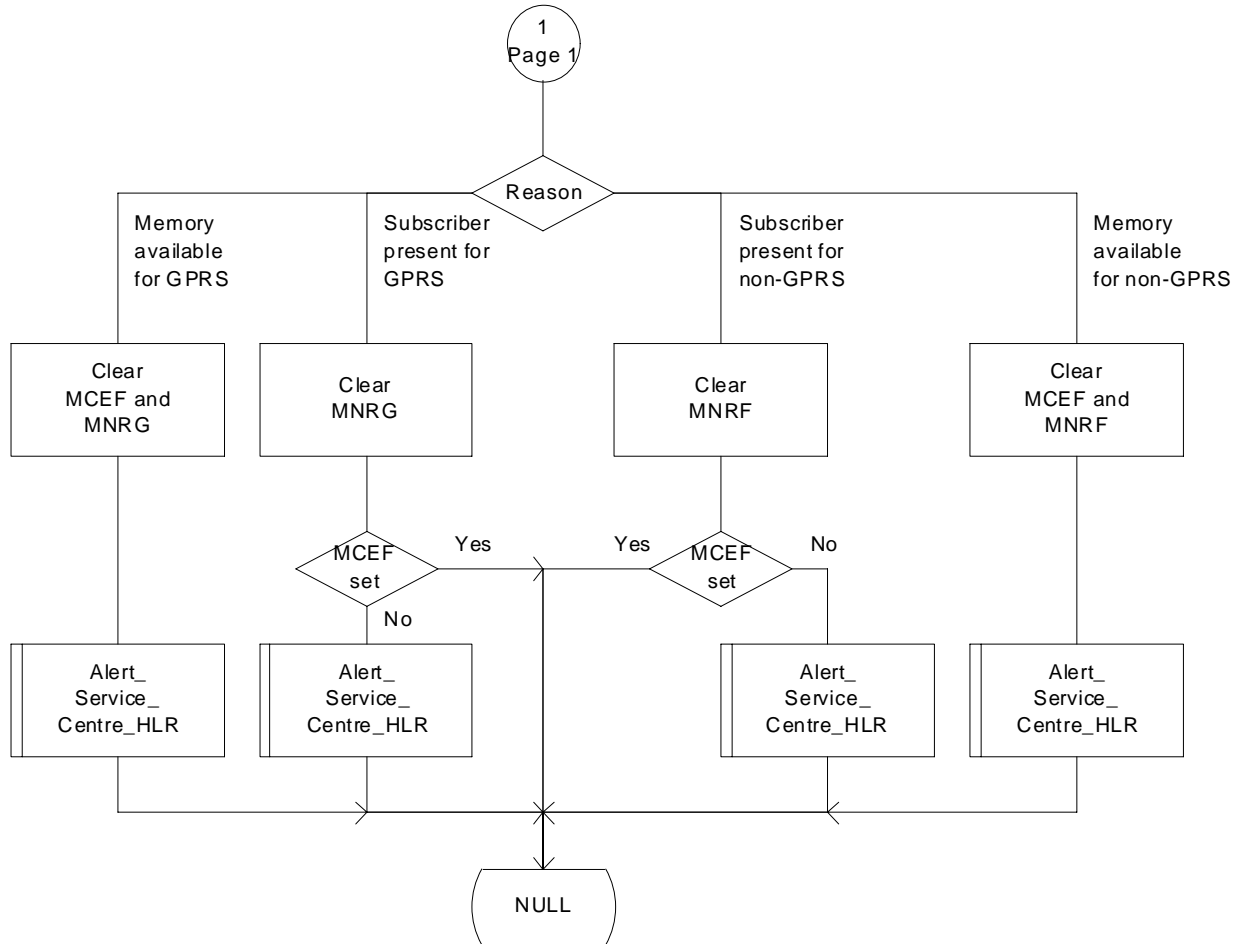


Figure 23.4/6 (sheet 2 of 2): Process SM_Alert_HLR

23.4.4 Procedures in the Interworking MSC

When a MAP_ALERT_SERVICE_CENTRE indication is correctly received by the IW MSC, the IW MSC will forward the alerting to the given Service Centre if possible.

Data errors are reported to the HLR as an unexpected data value or a data missing error depending on the error.

The short message alert procedure is shown in figure 23.4/7.

Process Alert_SC_IWMSC

23.4_7(1)

Figure 23.4/7: The short message alert message in the IWMSC

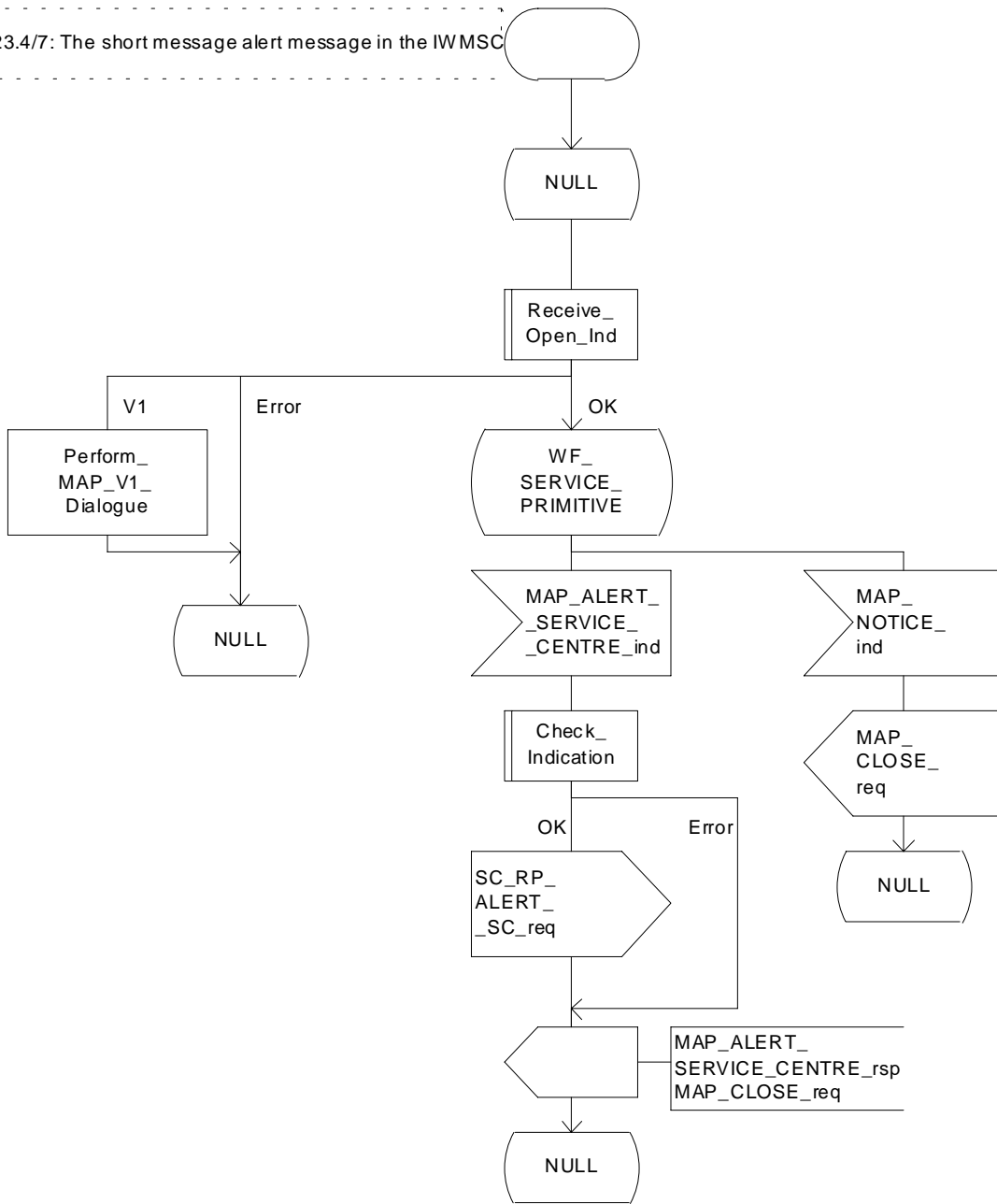


Figure 23.4/7: Process Alert_SC_IWMSC

23.4.5 Procedures in the Servicing SGSN

23.4.5.1 The Mobile Subscriber is present

When receiving Page response, Attach request or Routing area update request messages (GSM 04.08), while the MS not reachable for GPRS (MNRG) flag is set, the SGSN will send the MAP_READY_FOR_SM request towards the HLR. The Alert Reason is set to indicate that the mobile subscriber is present for GPRS.

When receiving the answer, the SGSN will act as follows:

- MNRG is cleared if the procedure is successful
- MNRG is not cleared if the procedure is not successful

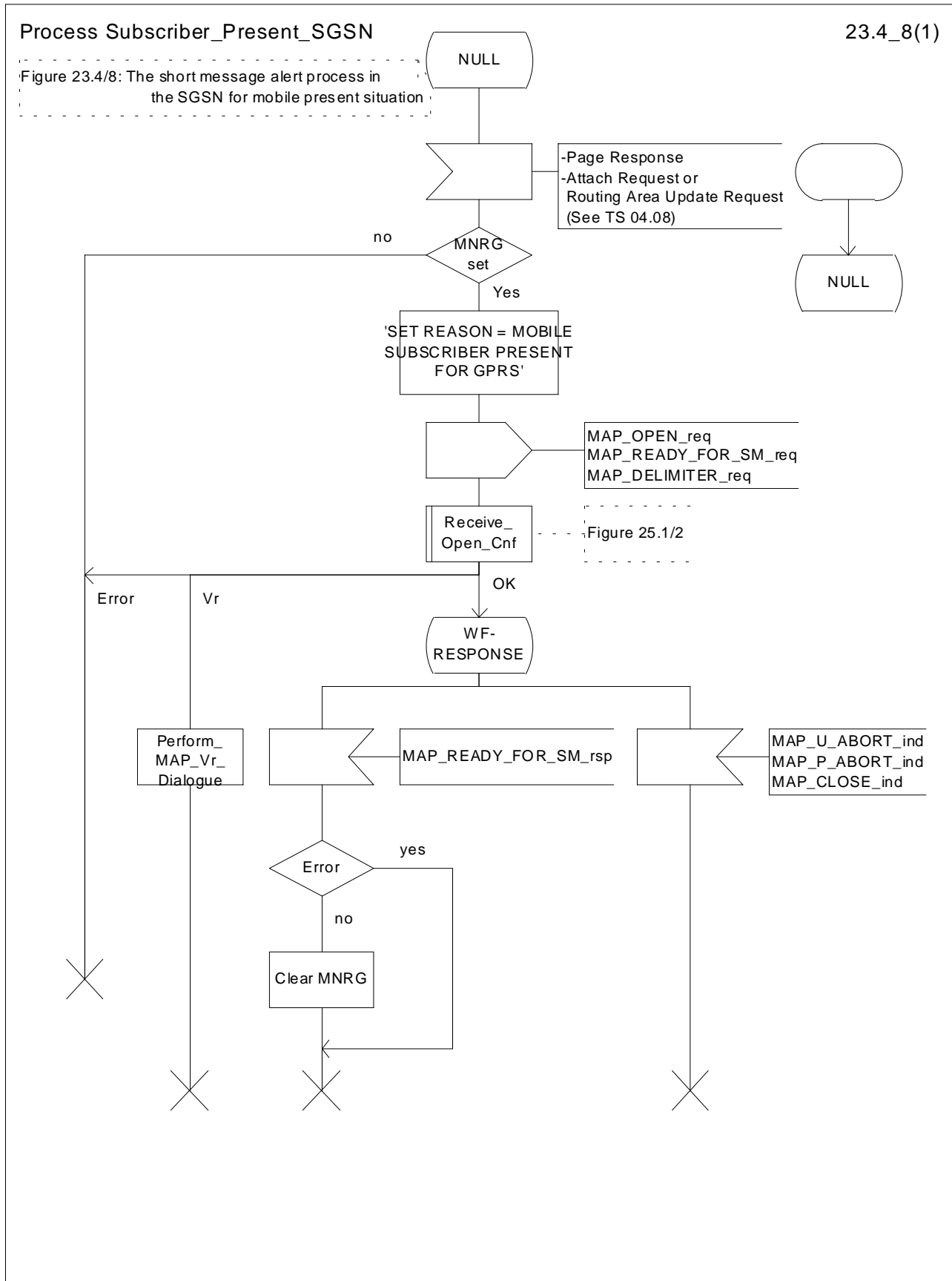
The process in SGSN is described in detail in the subclause 25.10/3.

23.4.5.2 The Mobile Equipment has memory available

After receiving the SM memory capacity available indication, the servicing SGSN sends the MAP_READY_FOR_SM request to the HLR indicating memory available for GPRS. The outcome of that procedure is one of the following:

- successful acknowledgement. The SGSN sends the corresponding message to the MS;
- negative acknowledgement, where the error causes are treated as follows:
 - unexpected data value, data missing and system failure errors are reported as network out of order error to the MS;
 - facility not supported is reported as requested facility not implemented error to the MS;
 - procedure failure, which is reported as network out of order error to the MS if a connection to the MS still exists.

The short message alert procedure in the SGSN for the MS memory capacity available case is shown in figure 23.4/8.



23.5 The SM delivery status report procedure

The SM delivery status report procedure is used to set the Service Centre address into the message waiting list in the HLR because the subscriber is absent or unidentified or the memory capacity is exceeded. The procedure sets

- the memory capacity exceeded flag in the HLR if the MS memory does not have room for more messages
- and/or the MS not reachable flag for non GPRS in the case of unidentified or absent subscriber
- and/or the MS not reachable for GPRS flag in the case of unidentified or absent subscriber for GPRS

Additionally the procedure is used to report the HLR about the successful transfer for GPRS or non GPRS after the Service Centre has polled the subscriber. This procedure is described also in the subclause 23.4.

The SM delivery status report procedure is shown in figure 23.5/1.

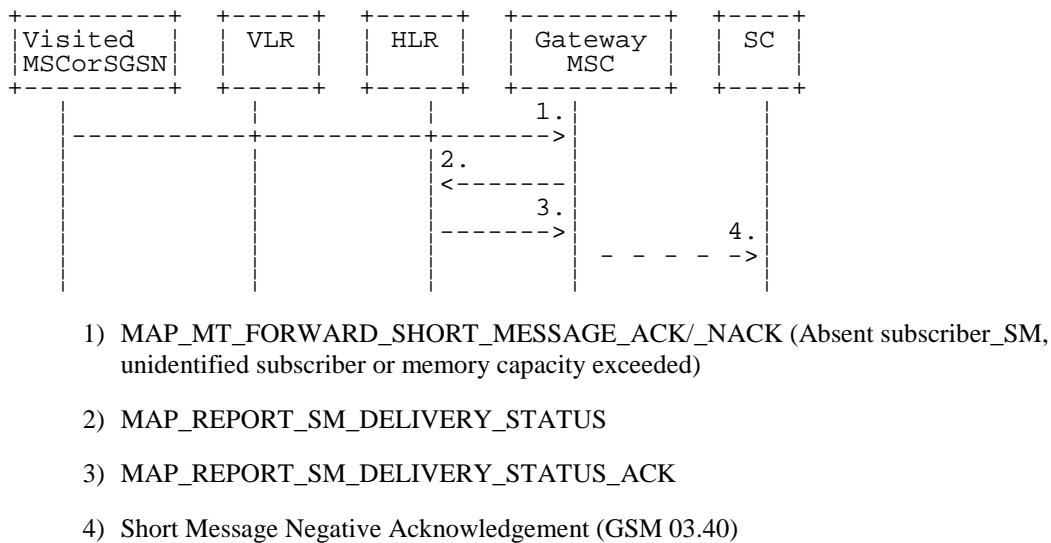


Figure 23.5/1: Short message delivery status report procedure

23.5.1 Procedures in the HLR

When the HLR receives a MAP_REPORT_SM_DELIVERY_STATUS indication, it acts as described in the subclause 23.6, macro Report_SM_Delivery_Stat_HLR.

The short message delivery status report process in the HLR is shown in figure 23.5/2.

Process SM_Delivery_Status_Report_HLR

23.5_2(1)

Figure 23.5/2: The report SM delivery process in the HLR

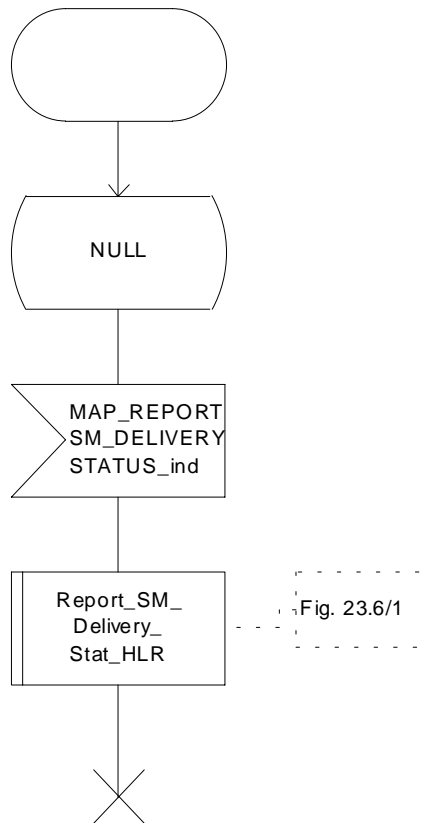


Figure 23.5/2: Process SM_Delivery_Status_Report_HLR

23.5.2 Procedures in the gateway MSC

The GMSC invokes the short message delivery status report procedure if an absent subscriber_SM indication, unidentified subscriber indication, SM delivery failure error indicating MS memory capacity exceeded or both are received from the servicing MSC, SGSN or both during a mobile terminated short message transfer, and the HLR has not indicated that the SC address is included in the MWD. The unidentified subscriber indication is however processed as the absent subscriber_SM indication

In case of successful SMS delivery on the second path, the successful SMS Delivery outcome is sent in combination with the unsuccessful SMS Delivery outcome to the HLR.

The service is invoked also when the HLR has indicated that either of the flags MCEF, MNRF or both are set and the first SM delivery was successful from the servicing MSC or, in case of subsequent SM, the last SM delivery was successful from the servicing MSC.

The service is invoked also when the HLR has indicated that either of the flags MCEF, MNRF or both are set and the SM delivery was successful from the servicing SGSN or, in case of subsequent SM, the last SM delivery was successful from the servicing SGSN.

The reason for unsuccessful, successful for GPRS, non GPRS or both deliveries of the short message are included in the SM Delivery Outcome in the MAP_REPORT_SM_DELIVERY_STATUS request. In the case of an unsuccessful delivery due to the subscriber being absent the absent subscriber diagnostic indication (if available) is also included in the MAP_REPORT_SM_DELIVERY_STATUS request.

If the reason for unsuccessful delivery is absent subscriber with diagnostic 'Paging failure' for GPRS or non GPRS, the two SM Delivery Outcomes absent subscriber with both diagnostics 'Paging failure' for GPRS and non GPRS is included in the MAP_REPORT_SM_DELIVERY_STATUS request.

The GMSC sends the MAP_REPORT_SM_DELIVERY_STATUS request to the HLR. As a response the GMSC will receive the MAP_REPORT_SM_DELIVERY_STATUS confirmation reporting:

- successful outcome of the procedure. The acknowledge primitive may contain the MSISDN-Alert number which is stored in the MWD List in the HLR;
- unsuccessful outcome of the procedure. The system failure indication is forwarded to the SC. In that case, if the SM Delivery Outcome was successful SMS delivery for GPRS or non GPRS (combined or not with another unsuccessful reason), a successful report is forwarded to the SC.

A provider error is indicated as a system failure to the SC.

Note that the indication, on which number belongs the SGSN and MSC, received from the HLR at routing information result (see subclause 23.3.3) will enable the GMSC to map the causes received from the SGSN, MSC or both into the appropriate causes for GPRS, non GPRS or both, and send them to the SC and HLR.

The procedure towards the Service Centre may also be aborted. If so the operation towards the HLR is also aborted.

The short message delivery status report procedure in the GMSC is shown in figure 23.5/3.

Macrodefinition Report_SM_Delivery_Stat_GMSC

23.5_3(1)

Figure 23.5/3: The report SM delivery status macro in the GMSC

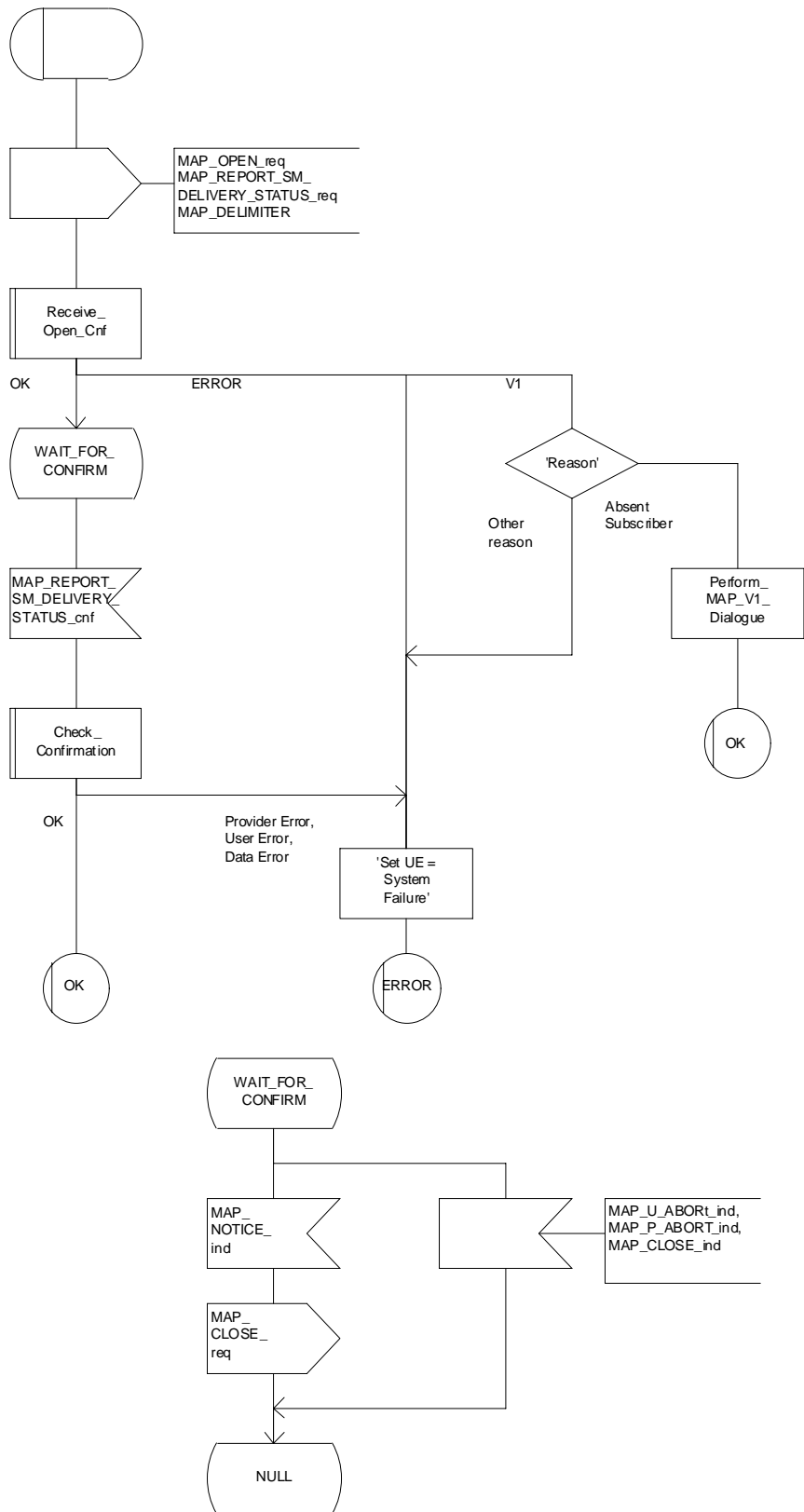


Figure 23.5/3: Macro Report_SM_Delivery_Stat_GMSC

23.6 Common procedures for the short message clause

23.6.1 The macro Report_SM_Delivery_Stat_HLR

This macro is used when the HLR receives a MAP_REPORT_SM_DELIVERY_STATUS indication from the GMSC. The HLR responds to the indication as follows:

- if the flag « GPRS Support Indicator » is absent then if the subscriber is a GPRS subscriber and a non-GPRS subscriber with the option « transfer of SM via the SGSN when GPRS is not supported in the GMSC » or if the subscriber is a GPRS subscriber only, the HLR shall interpret the delivery outcome as a GPRS delivery outcome.
- if invalid data content is detected, an unexpected data value error or a data missing error is returned to the GMSC;
- if the MSISDN number provided is not recognised by the HLR, an unknown subscriber error is returned to the GMSC;
- if the MAP_REPORT_SM_DELIVERY_STATUS indication reports a successful SM delivery, the Service Centres in the Message Waiting list are alerted as described in the subclause 25.10;
- if the SM Delivery Outcome reports unsuccessful delivery and the inclusion of the SC address in the MWD is not possible, a message waiting list full error is returned to the GMSC;
- if the SM Delivery Outcome reports unsuccessful delivery and the message waiting list is not full, the given Service Centre address is inserted and an acknowledgement is sent to the GMSC. If the MSISDN-Alert stored in the subscriber data is not the same as that received in the MAP_REPORT_SM_DELIVERY_STATUS indication, the MSISDN-Alert is sent in a response primitive to the GMSC;

The SC address is only stored in the MWD if the unsuccessful SM Delivery Outcome is not received in combination with another successful SM Delivery Outcome

- if the SM Delivery Outcome is MS memory capacity exceeded for non GPRS, the HLR sets the memory capacity exceeded flag in the subscriber data and resets the MNRF;
- if the SM Delivery Outcome is MS memory capacity exceeded for GPRS the HLR sets the memory capacity exceeded flag in the subscriber data and resets the MNRG;
- if the SM Delivery Outcome is absent subscriber for non GPRS, the HLR sets the mobile station not reachable flag in the subscriber data. If a reason for absence is provided by the GMSC then this is stored in the mobile station not reachable reason (MNRR) in the subscriber data.
- if the SM Delivery Outcome is absent subscriber for GPRS, the HLR sets the mobile station not reachable for GPRS flag in the subscriber data. If a reason for absence is provided by the GMSC then this is stored in the mobile station not reachable reason (MNRR) in the subscriber data.

Note that a combination of all the SM Delivery Outcome specified above may be provided to the HLR from the SMS-GMSC.

The short message delivery status report macro in the HLR is shown in figure 23.6/1.

Macrodefinition Report_SM_Delivery_Stat_HLR

23.6_1(1)

Figure 23.6/1: The report SM delivery status macro in the HLR

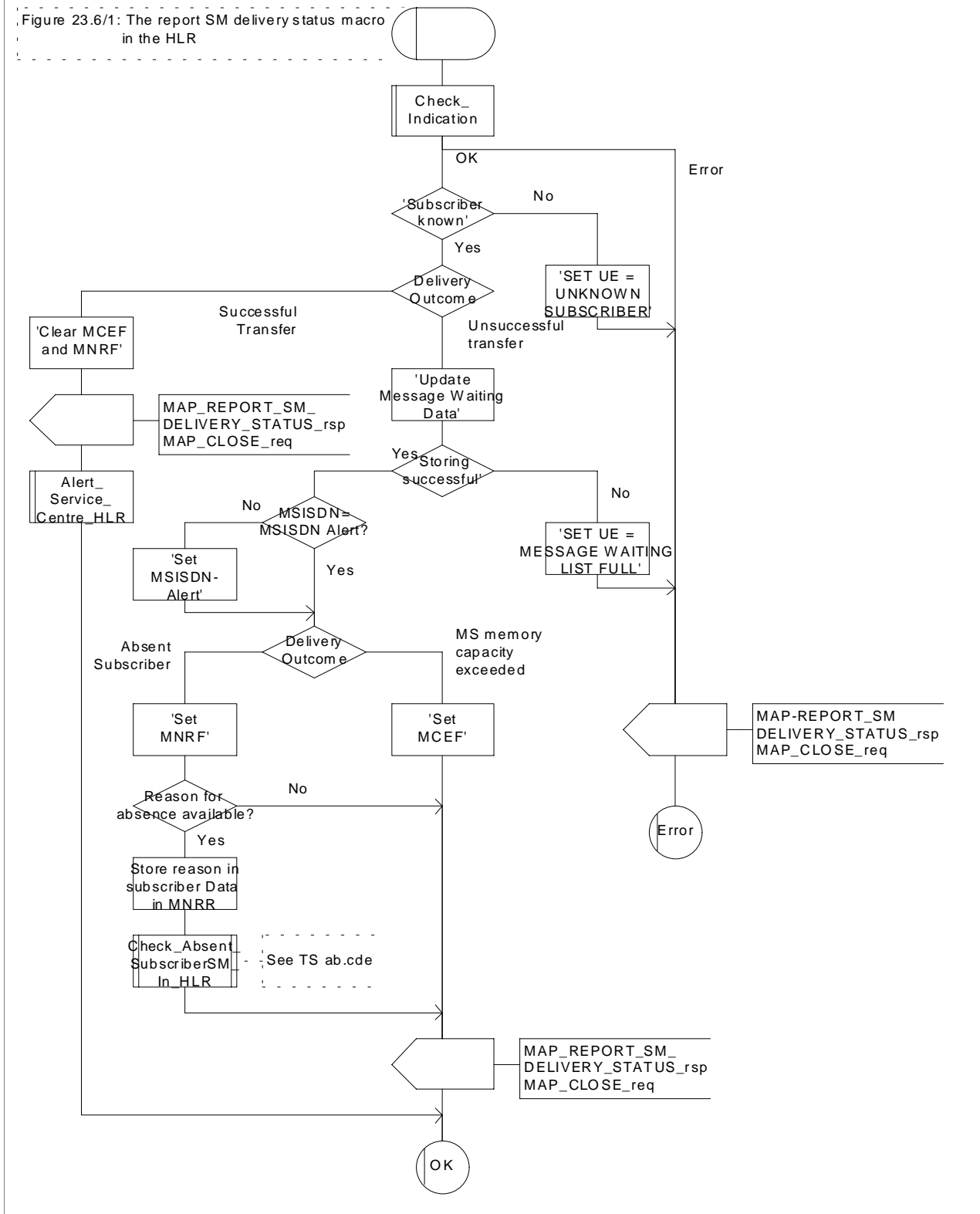


Figure 23.6/1: Macro Report_SM_Delivery_Stat_HLR

24 GPRS process description

24.1 General

The MAP GPRS procedures are used for the Network Requested PDP-Context Activation procedures.

The stage 2 specification for General Packet Radio Service (GPRS) is in GSM 03.60 [100].

24.1.1 Process in the HLR for Send Routing Information for GPRS

The MAP process in the HLR to provide routing information for a network-requested PDP context activation is shown in figure 24.1/1. The MAP process invokes macros not defined in this subclause; the definition of these macros can be found as follows:

Receive_Open_Ind	see subclause 25.1.1;
Check_Indication	see subclause 25.2.1.

Successful outcome

When the MAP process receives a MAP_OPEN indication with the application context gprsLocationInfoRetrieval, it checks it by invoking the macro Receive_Open_Ind.

If the macro takes the OK exit, the MAP process waits for a service indication.

If a MAP_SEND_ROUTING_INFO_FOR_GPRS service indication is received, the HLR sends a Send Routing Info For Gprs request to the GPRS application process in the HLR, and waits for a response. The Send Routing Info For Gprs request contains the parameter received in the MAP_SEND_ROUTING_INFO_FOR_GPRS service indication.

If the GPRS application process in the HLR returns a positive response containing the routing information, the MAP process constructs a MAP_SEND_ROUTING_INFO_FOR_GPRS service response containing the routing info, constructs a MAP_CLOSE service request, sends them to the GGSN and returns to the idle state.

Negative response from HLR GPRS application process

If the GPRS application process in the HLR returns a negative response, the MAP process constructs a MAP_SEND_ROUTING_INFO_FOR_GPRS service response containing the appropriate error, constructs a MAP_CLOSE service request, sends them to the GGSN and returns to the idle state.

Failure of dialogue opening with the GGSN

If the macro Receive_Open_Ind takes the Vr exit or the Error exit, the MAP process returns to the idle state.

If the MAP provider sends a MAP_P_ABORT while the MAP process is waiting for a service indication, the MAP process returns to the idle state.

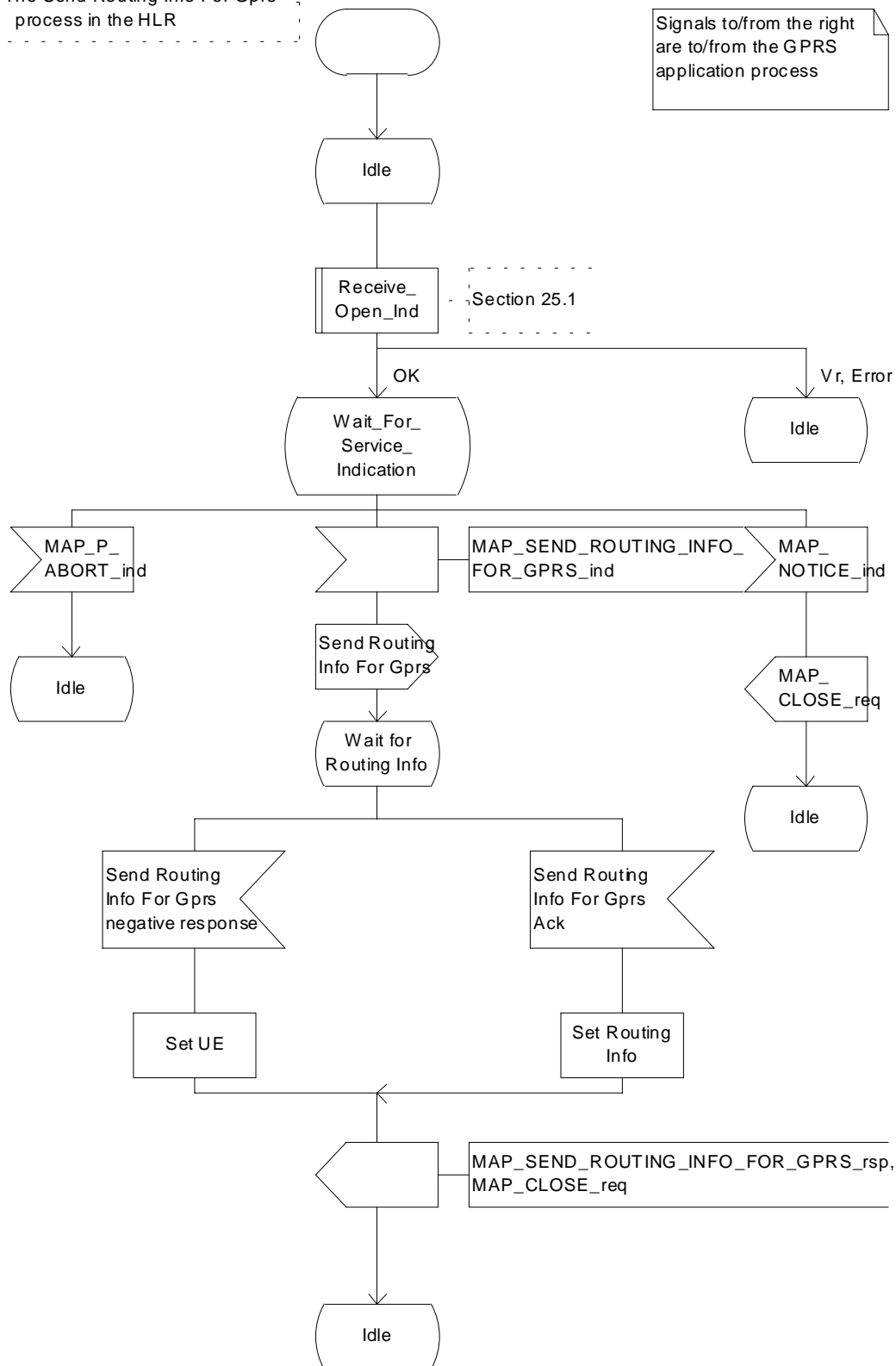
If the MAP provider sends a MAP_NOTICE while the MAP process is waiting for a service indication, the MAP process sends a MAP_CLOSE request to terminate the dialogue and returns to the idle state.

Process Send_Routing_Info_For_Gprs_HLR

24.1_1(1)

Figure 24.1/1: The Send Routing Info For Gprs process in the HLR

Signals to/from the right are to/from the GPRS application process



Process Send_Routing_Info_For_Gprs_HLR

24.1_1(1)

Figure 24.1/1: The Send Routing Info For GPRS process in the HLR

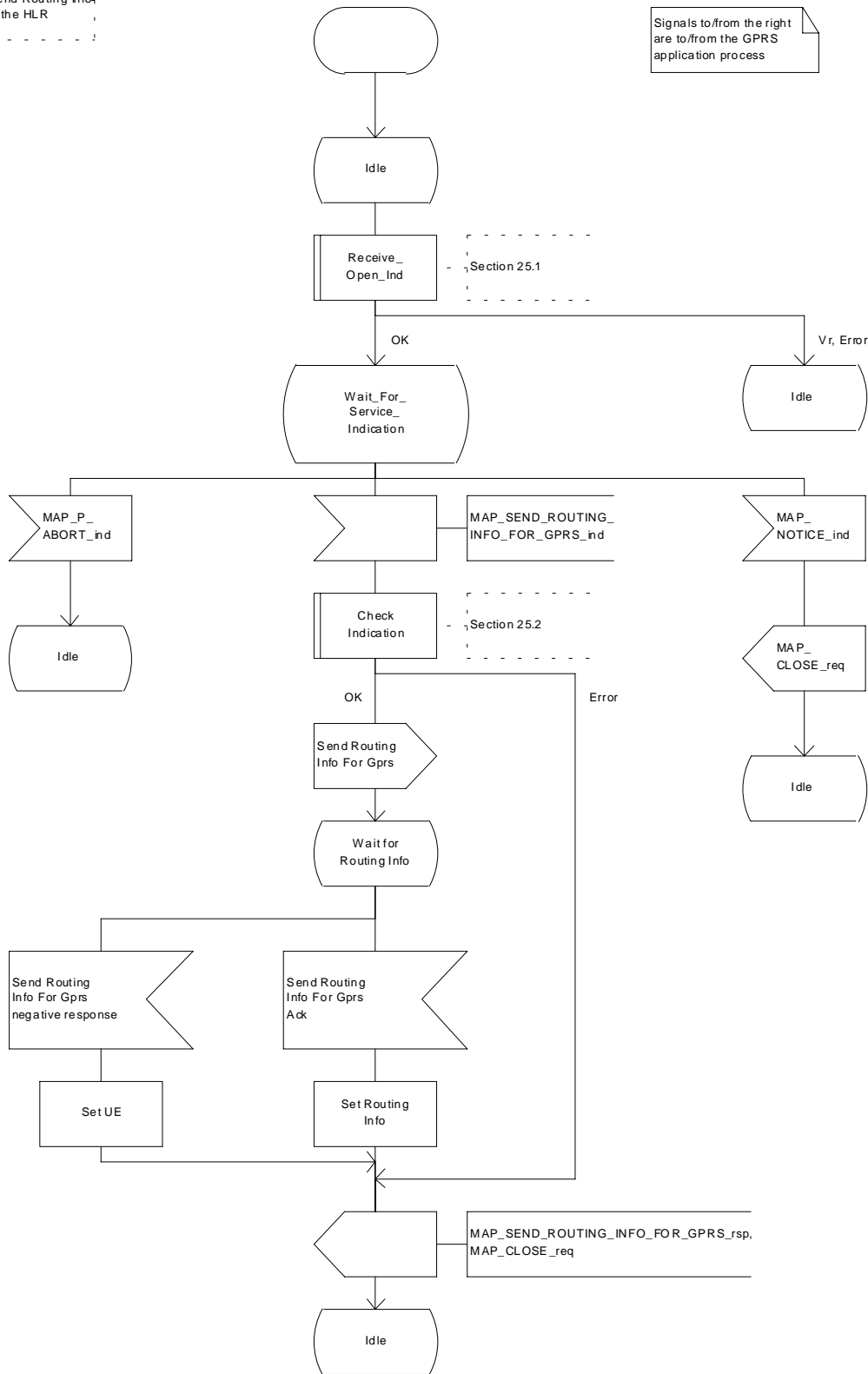


Figure 24.1/1: Process Send Routing Info For Gprs_HLR

24.1.2 Process in the GGSN for Send Routing Information for GPRS

Successful Outcome

When the MAP process receives a Send Routing Info For Gprs request from the GPRS application process in the GGSN, it requests a dialogue with the HLR whose identity is contained in the Send Routing Info For Gprs request by sending a MAP_OPEN service request, requests routing information using a MAP_SEND_ROUTING_INFO_FOR_GPRS service request and invokes the macro Receive_Open_Cnf to wait for the response to the dialogue opening request. If the dialogue opening is successful, the MAP process waits for a response from the HLR.

If the MAP process receives a MAP_SEND_ROUTING_INFO_FOR_GPRS service confirm from the HLR, the MAP process invokes the macro Check_Confirmation to check the content of the confirm.

If the macro Check_Confirmation takes the OK exit, the MAP process sends a Send Routing Info For Gprs ack containing the routing information received from the HLR to the GPRS application process in the GGSN and returns to the idle state.

Failure of dialogue opening with the HLR

If the macro Receive_Open_Cnf takes the Vr exit or the Error exit, the MAP process sends a negative response to the GPRS application process in the GGSN and returns to the idle state.

Error in MAP_SEND_ROUTING_INFO_FOR_GPRS confirm

If the MAP_SEND_ROUTING_INFO_FOR_GPRS service confirm contains a user error or a provider error, or the macro Check_Confirmation indicates that there is a data error, the MAP process sends a Send Routing Info For Gprs negative response to the GPRS application process in the GGSN and returns to the idle state.

Abort of HLR dialogue

After the dialogue with the HLR has been established, the MAP service provider may abort the dialogue by issuing a MAP_P_ABORT or a MAP_U_ABORT indication. In this case, the MAP process sends a Send Routing Info For Gprs negative response to the GPRS application process in the GGSN and returns to the idle state.

If the MAP provider indicates a protocol problem by sending a MAP_NOTICE indication, the MAP process closes the dialogue with the HLR, sends a Send Routing Info For Gprs negative response indicating system failure to the GPRS application process in the GGSN and returns to the idle state.

24.2.1 Process in the HLR for Failure Report

The MAP process in the HLR to set the MNRG (Mobile station Not Reachable for GPRS) flag for the subscriber is shown in figure 24.2/1. The MAP process invokes macros not defined in this subclause; the definition of these macros can be found as follows:

Receive_Open_Ind	see subclause 25.1.1;
Check Indication	see subclause 25.2.1.

Successful outcome

When the MAP process receives a MAP_OPEN indication with the application context failureReport, it checks it by invoking the macro Receive_Open_Ind.

If the macro takes the OK exit, the MAP process waits for a service indication.

If a MAP_FAILURE_REPORT service indication is received, the HLR sends a Failure Report request to the GPRS application process in the HLR, and waits for a response. The Failure Report request contains the parameter received in the MAP_FAILURE_REPORT service indication.

If a positive response is received, the MAP process constructs a MAP_FAILURE_REPORT service response, constructs a MAP_CLOSE service request, sends them to the GGSN and returns to the idle state.

Negative response from HLR GPRS application process

If the GPRS application process in the HLR returns a negative response, the MAP process constructs a MAP_FAILURE_REPORT service response containing the appropriate error, constructs a MAP_CLOSE service request, sends them to the GGSN and returns to the idle state.

Failure of dialogue opening with the GGSN

If the macro Receive_Open_Ind takes the Vr exit or the Error exit, the MAP process returns to the idle state.

If the MAP provider sends a MAP_P_ABORT while the MAP process is waiting for a service indication, the MAP process returns to the idle state.

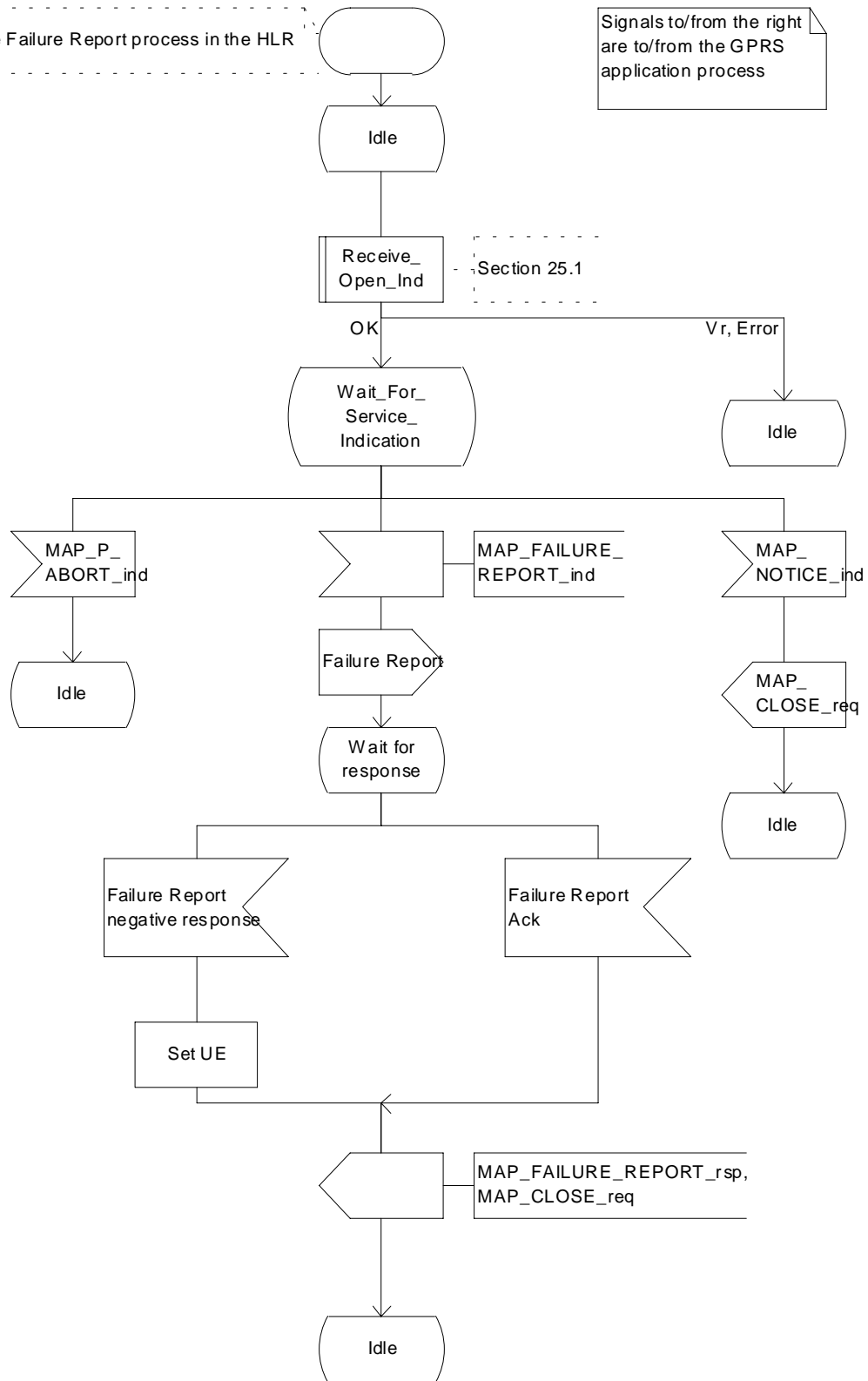
If the MAP provider sends a MAP_NOTICE while the MAP process is waiting for a service indication, the MAP process sends a MAP_CLOSE request to terminate the dialogue and returns to the idle state.

Process Failure_Report_HLR

24.2_1(1)

Figure 24.2/1: The Failure Report process in the HLR

Signals to/from the right are to/from the GPRS application process



Process Failure_Report_HLR

24.2_1(1)

Figure 24.2/1: The Failure Report process in the HLR

Signals to/from the right are to/from the GPRS application process

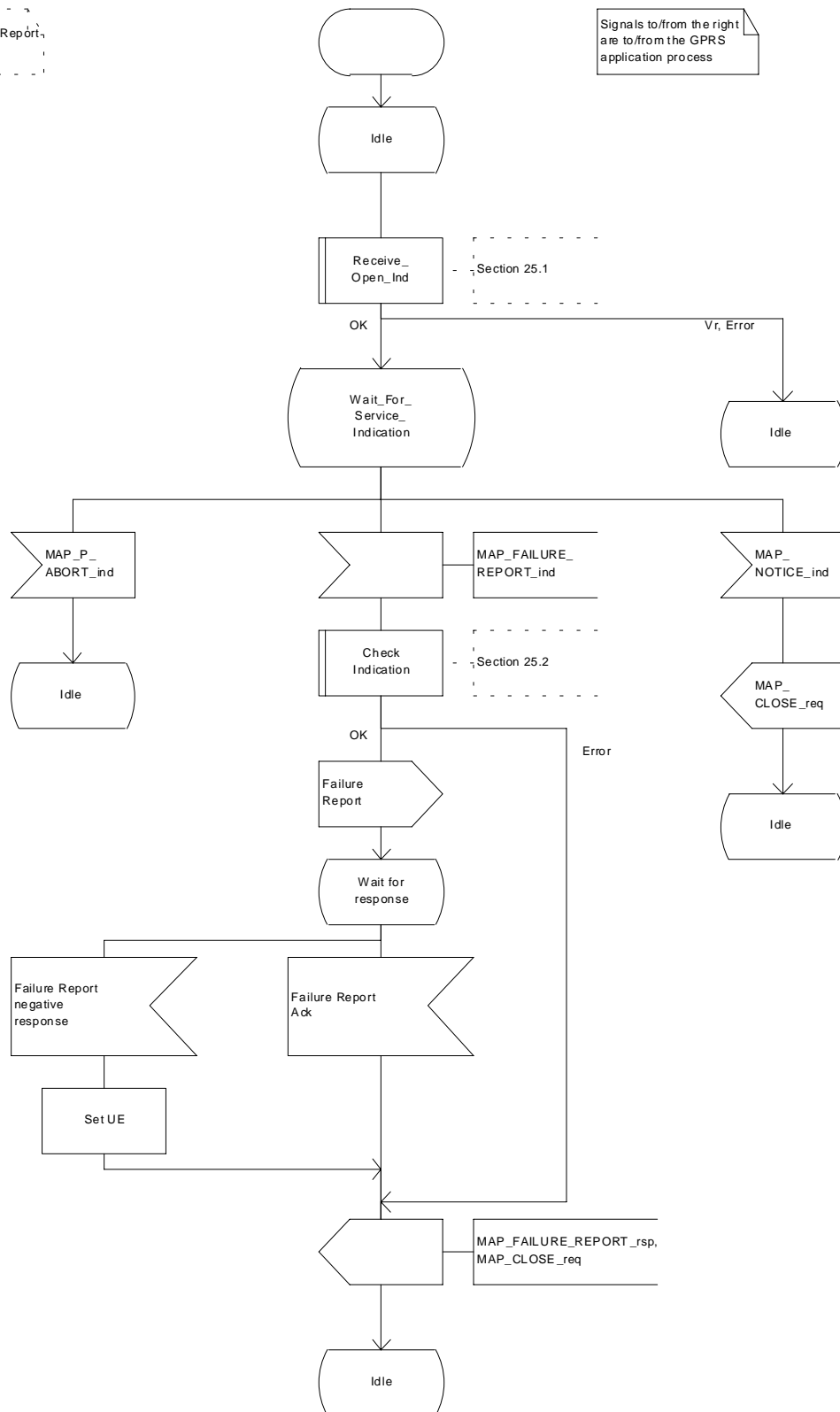


Figure 24.2/1: Process Failure_Report_HLR

24.2.2 Process in the GGSN for Failure Report

Successful Outcome

When the MAP process receives a Failure Report request from the GPRS application process in the GGSN, it requests a dialogue with the HLR whose identity is contained in the Failure Report request by sending a MAP_OPEN service request, sending failure information using a MAP_FAILURE_REPORT service request and invokes the macro Receive_Open_Cnf to wait for the response to the dialogue opening request. If the dialogue opening is successful, the MAP process waits for a response from the HLR.

If the MAP process receives a MAP_FAILURE_REPORT service confirm from the HLR, the MAP process invokes the macro Check_Confirmation to check the content of the confirm.

If the macro Check_Confirmation takes the OK exit, the MAP process sends a Failure Report ack containing the information received from the HLR to the GPRS application process in the GGSN and returns to the idle state.

Failure of dialogue opening with the HLR

If the macro Receive_Open_Cnf takes the Vr exit or the Error exit, the MAP process sends a negative response to the GPRS application process in the GGSN and returns to the idle state.

Error in MAP_FAILURE_REPORT confirm

If the MAP_FAILURE_REPORT service confirm contains a user error or a provider error, or the macro Check_Confirmation indicates that there is a data error, the MAP process sends a Failure Report negative response to the GPRS application process in the GGSN and returns to the idle state.

Abort of HLR dialogue

After the dialogue with the HLR has been established, the MAP service provider may abort the dialogue by issuing a MAP_P_ABORT or a MAP_U_ABORT indication. In this case, the MAP process sends a Failure Report negative response to the GPRS application process in the GGSN and returns to the idle state.

If the MAP provider indicates a protocol problem by sending a MAP_NOTICE indication, the MAP process closes the dialogue with the HLR, sends a Failure Report negative response indicating system failure to the GPRS application process in the GGSN and returns to the idle state.

Process Failure_Report_GGSN

24.2_2(1)

Figure 24.2/2: Failure Report process in the GGSN

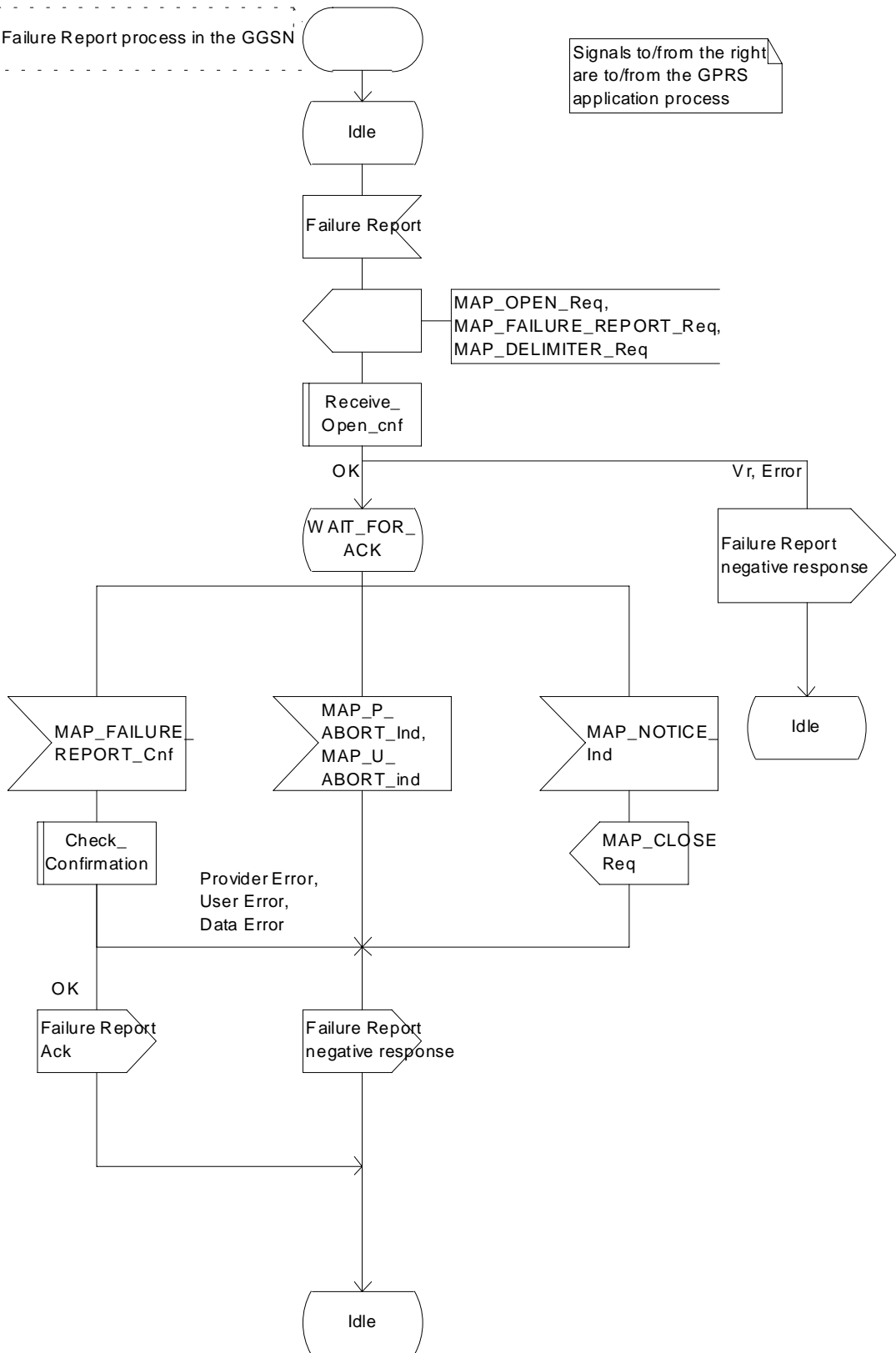


Figure 24.2/2: Process Failure_Report_GGSN

24.3.1 Process in the GGSN for Note Ms Present For Gprs

The MAP process in the GGSN to inform that the subscriber is present for GPRS again is shown in figure 24.3/1. The MAP process invokes macros not defined in this subclause; the definition of these macros can be found as follows:

Receive_Open_Ind see subclause 25.1.1;

Check_Indication see subclause 25.2.1.

Successful outcome

When the MAP process receives a MAP_OPEN indication with the application context gprsNotify, it checks it by invoking the macro Receive_Open_Ind.

If the macro takes the OK exit, the MAP process waits for a service indication.

If a MAP_NOTE_MS_PRESENT_FOR_GPRS service indication is received, the GGSN sends a Note Ms Present For Gprs request to the GPRS application process in the GGSN, and waits for a response. The Note Ms Present For Gprs request contains the parameter received in the MAP_NOTE_MS_PRESENT_FOR_GPRS service indication.

If the GPRS application process in the GGSN returns a positive response, the MAP process constructs a MAP_NOTE_MS_PRESENT_FOR_GPRS service response, constructs a MAP_CLOSE service request, sends them to the HLR and returns to the idle state.

Negative response from GGSN GPRS application process

If the GPRS application process in the GGSN returns a negative response, the MAP process constructs a MAP_NOTE_MS_PRESENT_FOR_GPRS service response containing the appropriate error, constructs a MAP_CLOSE service request, sends them to the HLR and returns to the idle state.

Failure of dialogue opening with the HLR

If the macro Receive_Open_Ind takes the Vr exit or the Error exit, the MAP process returns to the idle state.

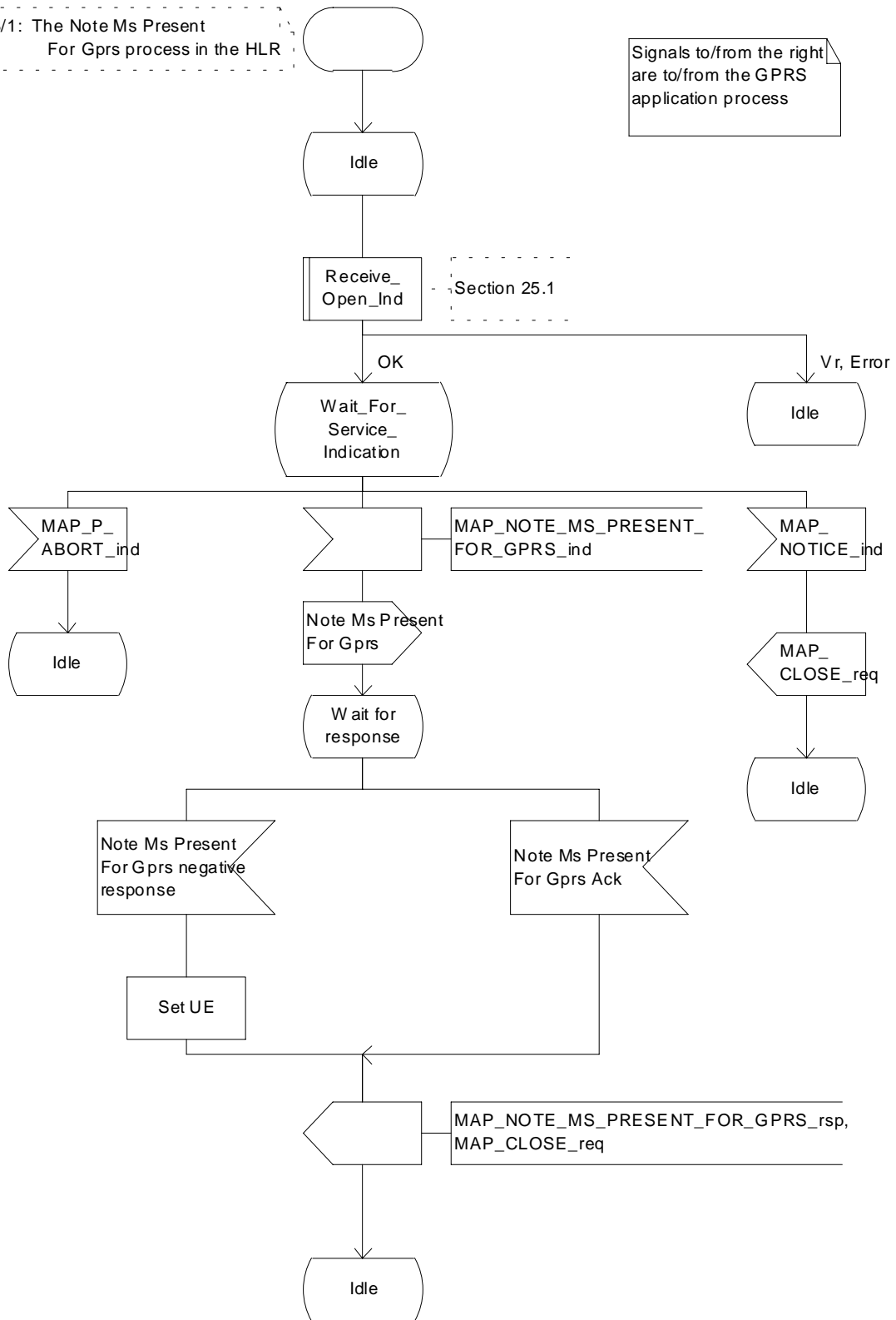
If the MAP provider sends a MAP_P_ABORT while the MAP process is waiting for a service indication, the MAP process returns to the idle state.

If the MAP provider sends a MAP_NOTICE while the MAP process is waiting for a service indication, the MAP process sends a MAP_CLOSE request to terminate the dialogue and returns to the idle state.

Process Note_Ms_Present_For_Gprs_GGSN

24.3_1(1)

Figure 24.3/1: The Note Ms Present For Gprs process in the HLR



Signals to/from the right are to/from the GPRS application process

Process Note_Ms_Present_For_Gprs_GGSN

24.3_1(1)

Figure 24.3/1: The Note Ms Present For Gprs process in the HLR

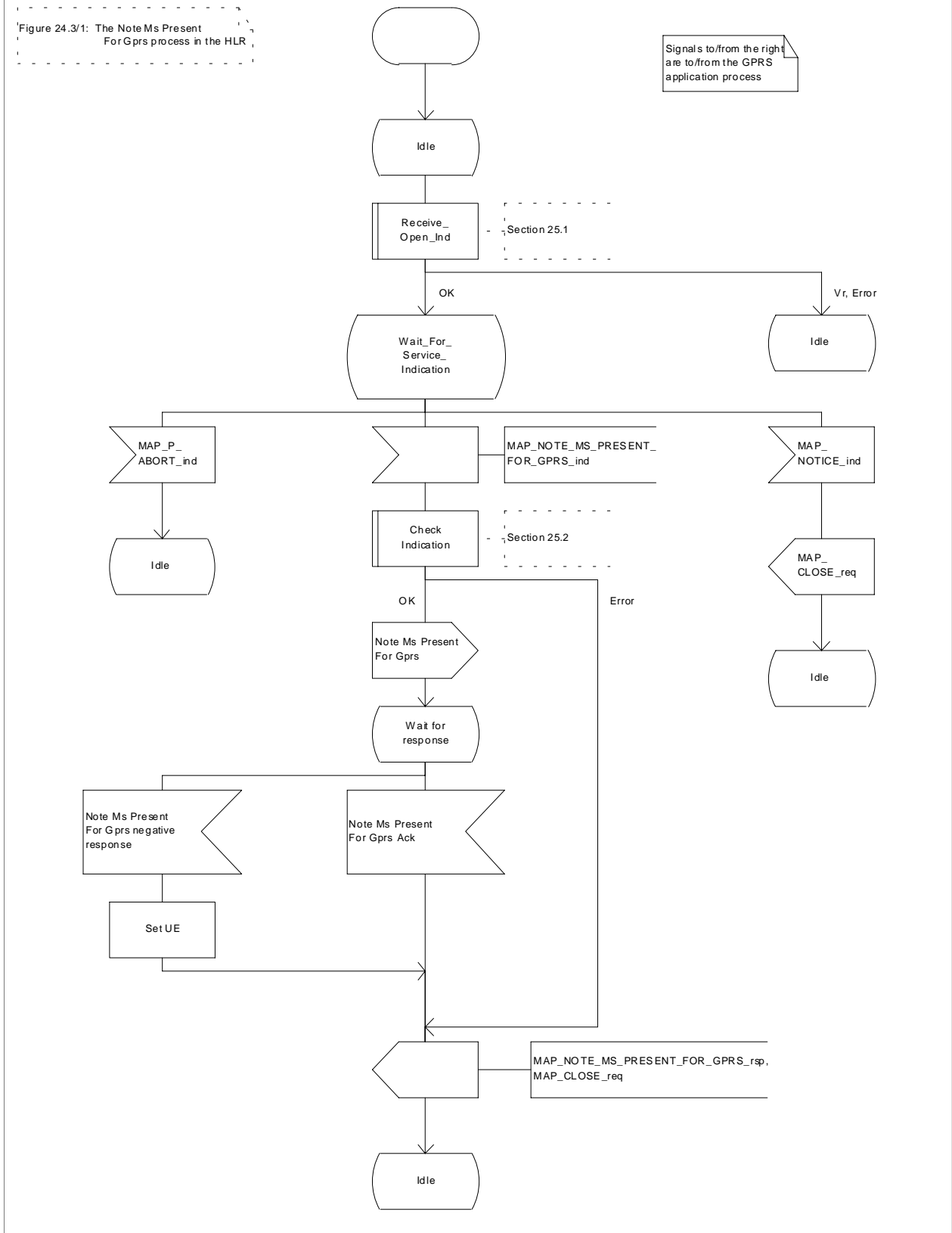


Figure 24.3/1: Process Note_Ms_Present_For_Gprs_GGSN

24.3.2 Process in the HLR for Note Ms Present For Gprs

Successful Outcome

When the MAP process receives a Note Ms Present For Gprs request from the GPRS application process in the HLR, it requests a dialogue with the GGSN whose identity is contained in the Note Ms Present For Gprs request by sending a MAP_OPEN service request, sending necessary information using a MAP_NOTE_MS_PRESENT_FOR_GPRS service request and invokes the macro Receive_Open_Cnf to wait for the response to the dialogue opening request. If the dialogue opening is successful, the MAP process waits for a response from the GGSN.

If the MAP process receives a MAP_NOTE_MS_PRESENT_FOR_GPRS service confirm from the GGSN, the MAP process invokes the macro Check_Confirmation to check the content of the confirm.

If the macro Check_Confirmation takes the OK exit, the MAP process sends a Note Ms Present For Gprs ack containing the information received from the GGSN to the GPRS application process in the HLR and returns to the idle state.

Failure of dialogue opening with the GGSN

If the macro Receive_Open_Cnf takes the Vr exit or the Error exit, the MAP process sends a negative response to the GPRS application process in the HLR and returns to the idle state.

Error in MAP_NOTE_MS_PRESENT_FOR_GPRS confirm

If the MAP_NOTE_MS_PRESENT_FOR_GPRS service confirm contains a user error or a provider error, or the macro Check_Confirmation indicates that there is a data error, the MAP process sends a Note Ms Present For Gprs negative response to the GPRS application process in the HLR and returns to the idle state.

Abort of GGSN dialogue

After the dialogue with the GGSN has been established, the MAP service provider may abort the dialogue by issuing a MAP_P_ABORT or a MAP_U_ABORT indication. In this case, the MAP process sends a Note Ms Present For Gprs negative response to the GPRS application process in the HLR and returns to the idle state.

If the MAP provider indicates a protocol problem by sending a MAP_NOTICE indication, the MAP process closes the dialogue with the GGSN, sends a Failure Report negative response indicating system failure to the GPRS application process in the HLR and returns to the idle state.

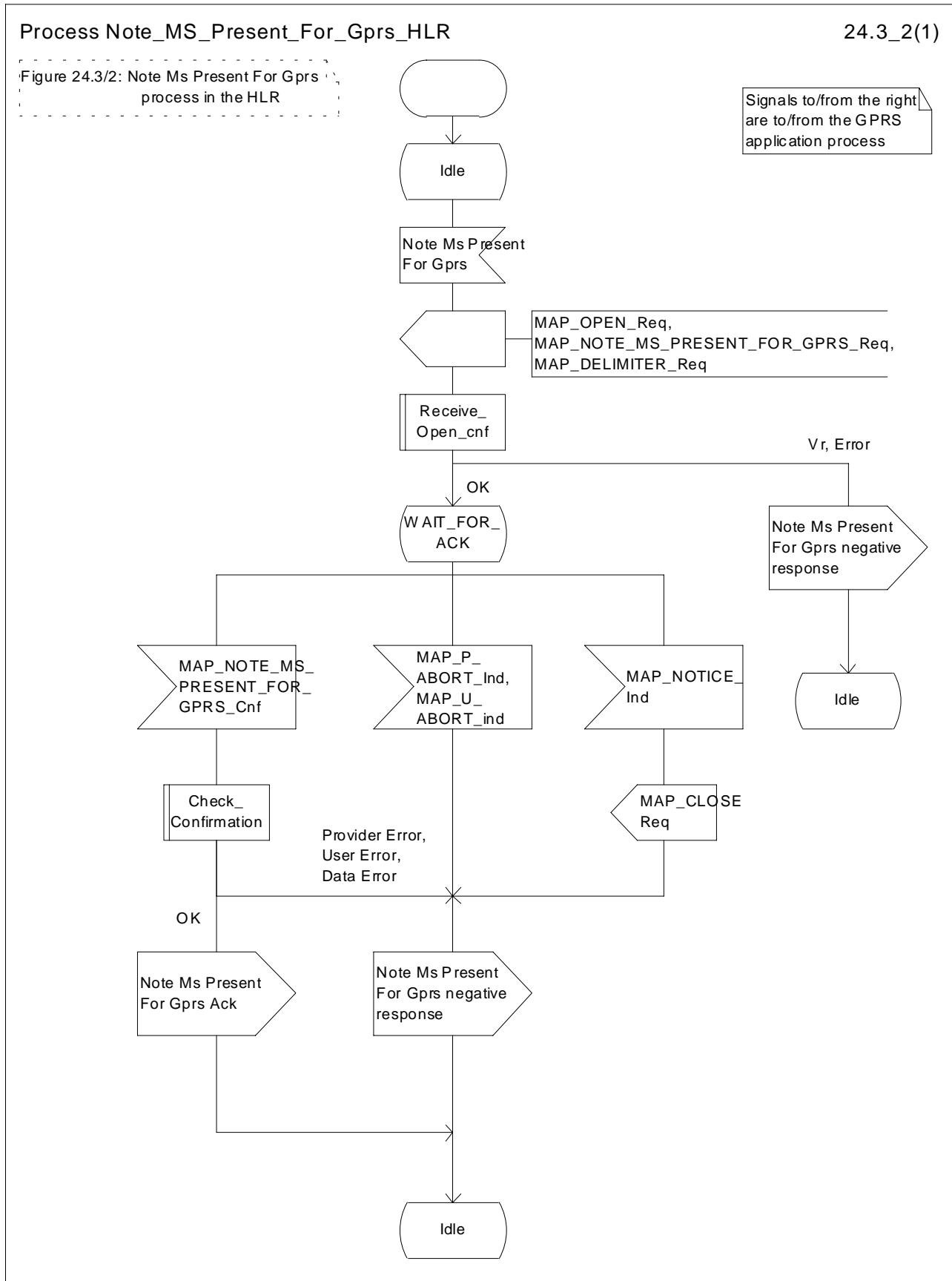


Figure 24.3/2: Process Note_Ms_Present_For_Gprs_HLR

24A CSE control of subscriber data

24A.1 Any Time Subscription Interrogation procedure

24A.1.1 General

The message flows for successful retrieval of subscription information related to an any time interrogation from the CAMEL server are shown in figure 24A.1/1.

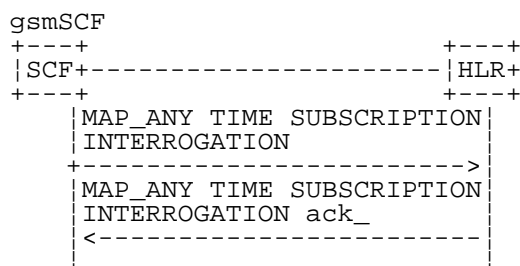


Figure 24A.1/1: Message flow for any time subscription interrogation

The following MAP services are used to retrieve requested information:

MAP_ANY_TIME_SUBSCRIPTION_INTERROGATION see subclause 8.11.x;

24A.1.2 Process in the gsmSCF

Out of the scope of the MAP specification.

24A.1.3 Process in the HLR

The MAP process in the HLR to provide subscription information in response to an interrogation from the CAMEL server is shown in figure 24A.1/2. The MAP process invokes macros not defined in this subclause; the definitions of these macros can be found as follows:

Receive_Open_Ind see subclause 25.1.1;

Successful outcome

When the MAP process receives a MAP_OPEN indication with the application context anyTimeInformationHandlng, it checks it by invoking the macro Receive_Open_Ind.

If the macro takes the OK exit, the MAP process waits for a service indication.

If a MAP_ANY_TIME_SUBSCRIPTION_INTERROGATION service indication is received, the MAP process sends an Any Time Subscription Interrogation request to the call handling process in the HLR (described in 3G TS 23.078), and waits for a response. The Any Time Subscription Interrogation request contains the parameters received in the MAP_ANY_TIME_SUBSCRIPTION_INTERROGATION service indication.

If the call handling process in the HLR returns an Any Time Subscription Interrogation response, the MAP process constructs a MAP_ANY_TIME_SUBSCRIPTION_INTERROGATION service response containing the subscription information contained in the Any Time Subscription Interrogation response, constructs a MAP_CLOSE service request, sends them to the CAMEL server and returns to the idle state. If the MAP_ANY_TIME_SUBSCRIPTION_INTERROGATION service response cannot be carried in a single TC-Result component, it is carried in one or more TC-Result-NL components (each sent in a TC-CONTINUE), followed by a TC-Result-L component in a TC-END message.

Negative response from HLR call handling process

If the call handling process in the HLR returns a negative response to obtain subscription information, the MAP process constructs a MAP_ANY_TIME_SUBSCRIPTION_INTERROGATION service response containing the appropriate error, constructs a MAP_CLOSE service request, sends them to the CAMEL server and returns to the idle state.

Failure of dialogue opening with the CAMEL server

If the macro Receive_Open_Ind takes the Vr or Error exit, the MAP process returns to the idle state.

If the MAP provider sends a MAP_P_ABORT while the MAP process is waiting for a service indication, the MAP process returns to the idle state.

If the MAP provider sends a MAP_NOTICE while the MAP process is waiting for a service indication, the MAP process sends a MAP_CLOSE request to terminate the dialogue and returns to the idle state.

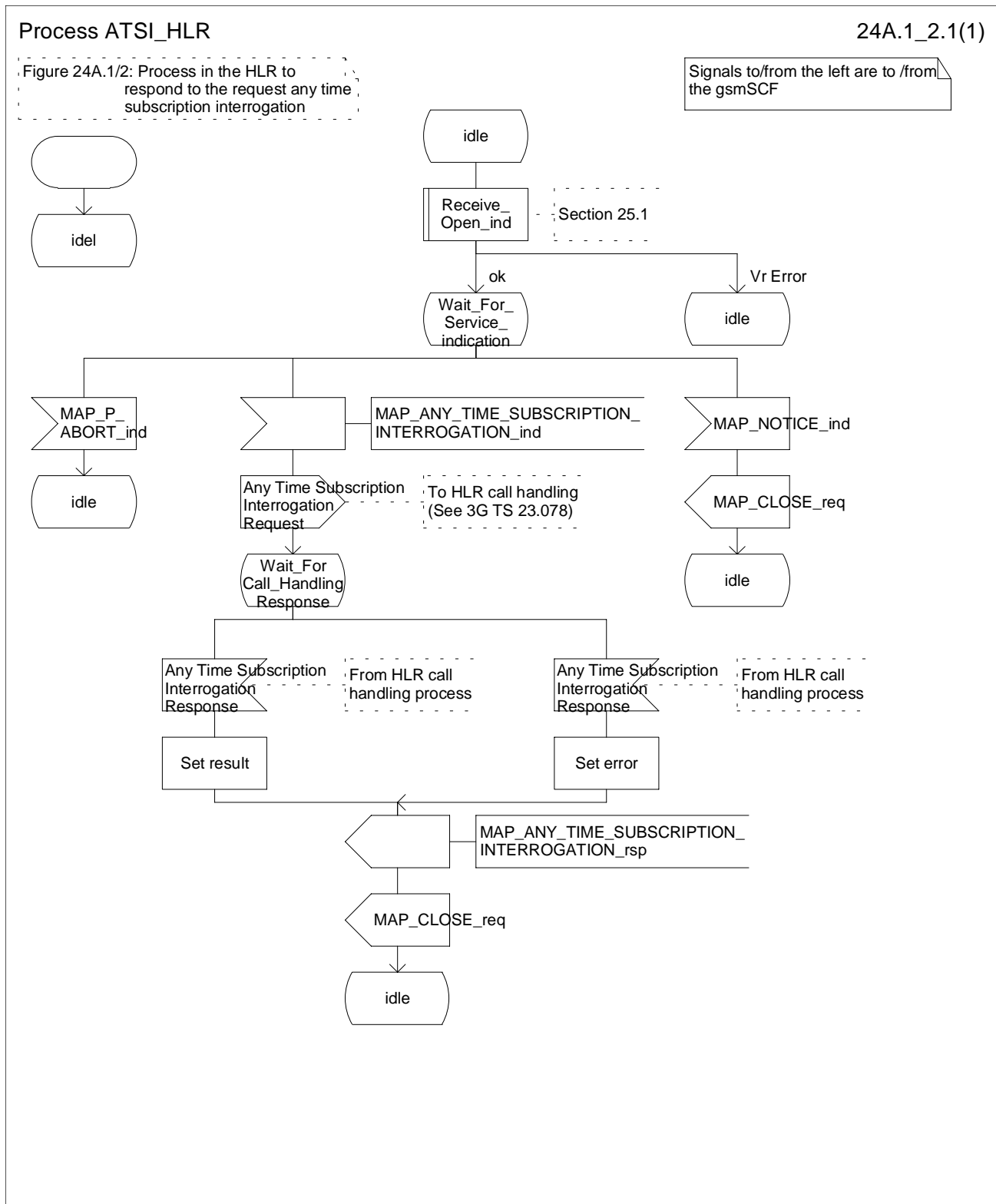


Figure 24A.1/2: Process ATSI_HLR

24A.2 Any Time Modification procedure

24A.2.1 General

The message flows for successful modification of subscriber information related to an any time modification from the CAMEL server are shown in figure 24A.2/1

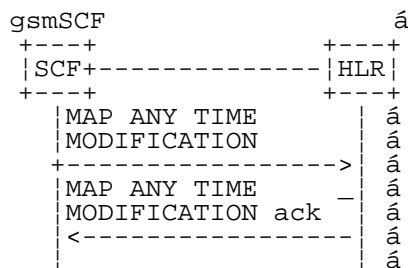


Figure 24A.2/1: Message flow for any time modification

The following MAP services are used to modify subscription information:

MAP_ANY_TIME_MODIFICATION see subclause 8.11.x.

24A.2.2 Process in the gsmSCF

Out of the scope of the MAP specification.

24A.2.3 Process in the HLR

The MAP process in the HLR to modify subscriber information in response to a modification request from the CAMEL server is shown in figure 24A.2/2. The MAP process invokes macros not defined in this subclause; the definitions of these macros can be found as follows:

Receive_Open_Ind see subclause 25.1.1;

Insert_Subs_Data_Stand_Alone_HLR see subclause 25.7.2;

Successful outcome

When the MAP process receives a MAP_OPEN indication with the application context anyTimeInformationHandling, it checks it by invoking the macro Receive_Open_Ind.

If the macro takes the OK exit, the MAP process waits for a service indication.

If a MAP_ANY_TIME_MODIFICATION service indication is received, the MAP process sends an Any Time modification request to the call handling process in the HLR (described in 3G TS 23.078), and waits for a response. The Any Time modification request contains the parameters received in the MAP_ANY_TIME_MODIFICATION service indication.

If the call handling process in the HLR returns an Any Time modification response, the MAP process constructs a MAP_ANY_TIME_MODIFICATION service response containing the modified subscription information contained in the Any Time modification response, constructs a MAP_CLOSE service request, sends them to the CAMEL server. If the MAP_ANY_TIME_MODIFICATION service response cannot be carried in a single TC-Result component, it is carried in one or more TC-Result-NL components (each sent in a TC-CONTINUE), followed by a TC-Result-L component in a TC-END message. If the VLR/SGSN is to be updated after the modification, the MAP_INSERT_SUBS_DATA_HLR process shall be initiated and then returns to the idle state.

Negative response from HLR call handling process

If the call handling process in the HLR returns a negative response to modify subscription information, the MAP process constructs a MAP_ANY_TIME_MODIFICATION service response containing the appropriate error, constructs a MAP_CLOSE service request, sends them to the CAMEL server and returns to the idle state.

Failure of dialogue opening with the CAMEL server

If the macro Receive_Open_Ind takes the Vr or Error exit, the MAP process returns to the idle state.

If the MAP provider sends a MAP_P_ABORT while the MAP process is waiting for a service indication, the MAP process returns to the idle state.

If the MAP provider sends a MAP_NOTICE while the MAP process is waiting for a service indication, the MAP process sends a MAP_CLOSE request to terminate the dialogue and returns to the idle state.

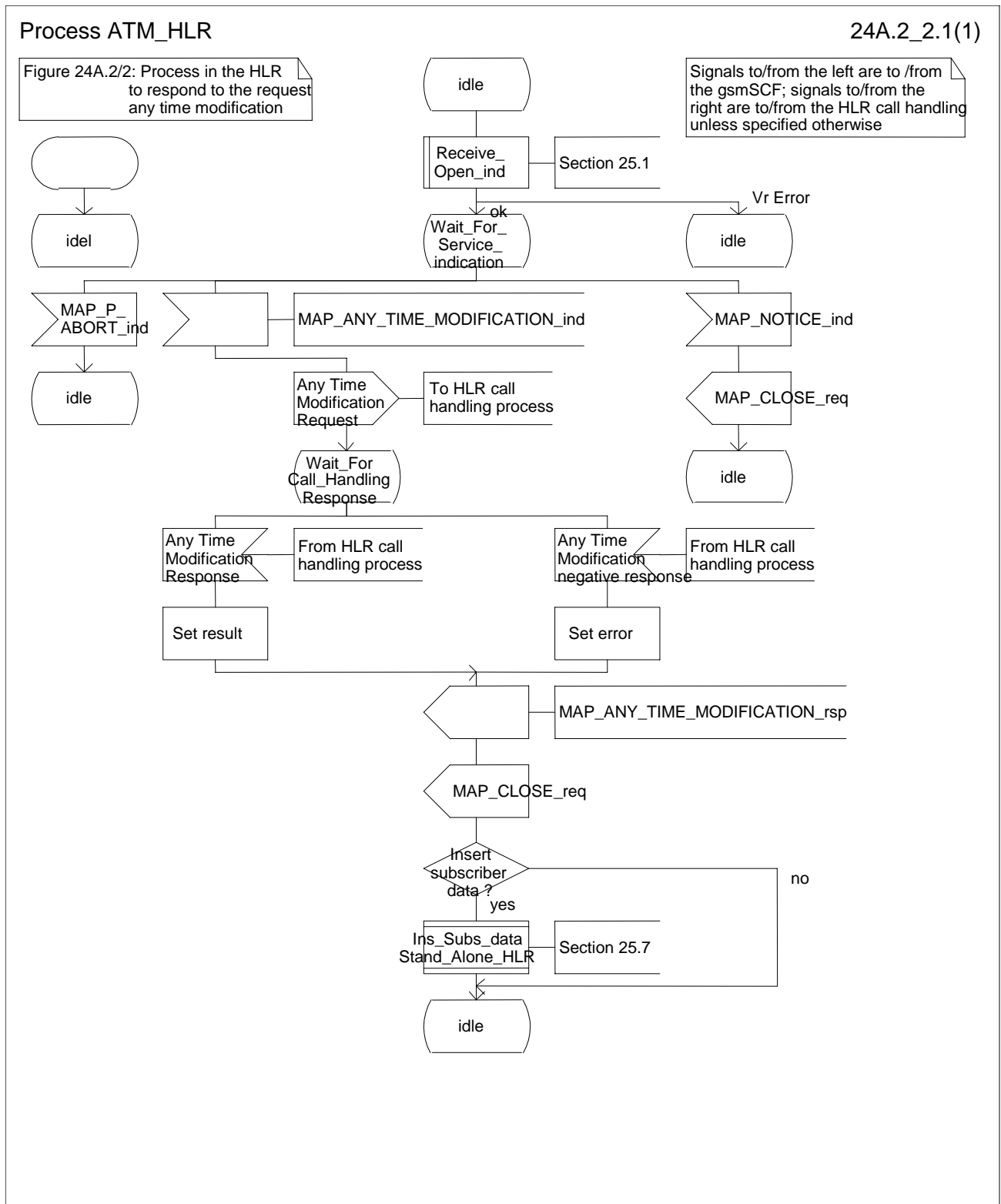


Figure 24A.2/2: Process ATM_HLR

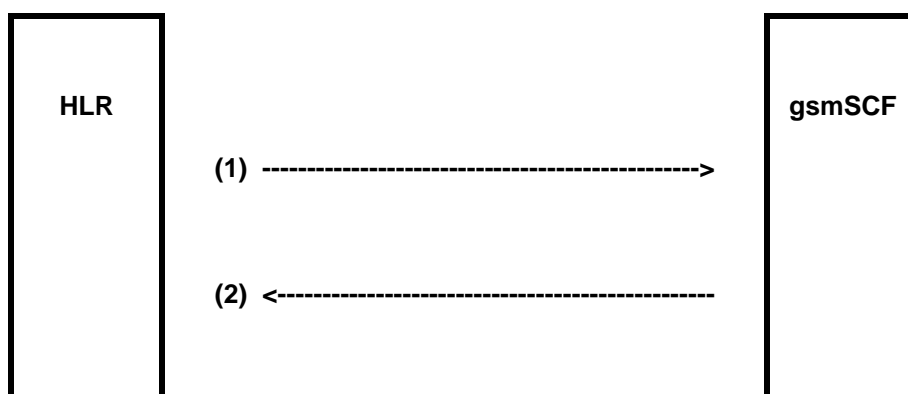
24A.3 Subscriber Data Modification Notification procedure

24A.3.1 General

The Subscriber Data Modification Notification procedure is used to notify a gsmSCF about the modification of subscriber data.

The stage 2 specification for Subscriber Data Modification Notification is in 3G TS 23.078. The interworking between the MAP signalling procedures and the Subscriber Data Modification Notification procedures for each entity (HLR, gsmSCF) is shown by the transfer of signals between these procedures.

The following services are used:



- (1) MAP-NOTE_SUBSCRIBER_DATA_MODIFIED (HLR to gsmSCF)
- (2) MAP-NOTE_SUBSCRIBER_DATA_MODIFIED-ACK (gsmSCF to HLR)

Figure 24A.3/1: Interfaces and services for subscriber data modification notification

24A.3.2 Processes in the MAP Entities

The text in this clause is a supplement to the definition in the SDL diagrams; it does not duplicate the information in the SDL diagrams.

24A.3.2.1 Process in the HLR

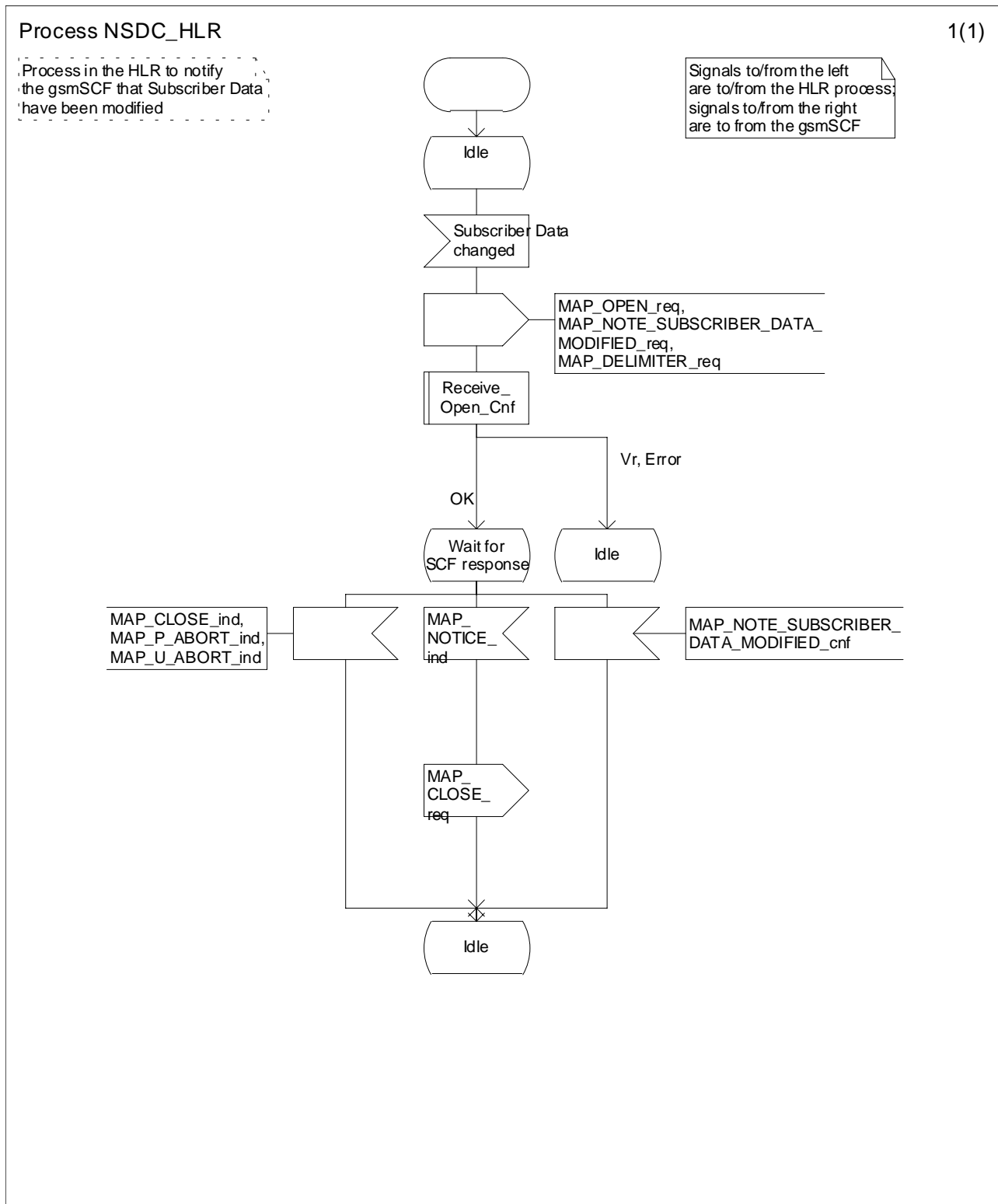


Figure 24A.3/2 Process Subscriber_Data_Modification_Notification_HLR (sheet 1 of 1)

24A.3.2.2 Process in the gsmSCF

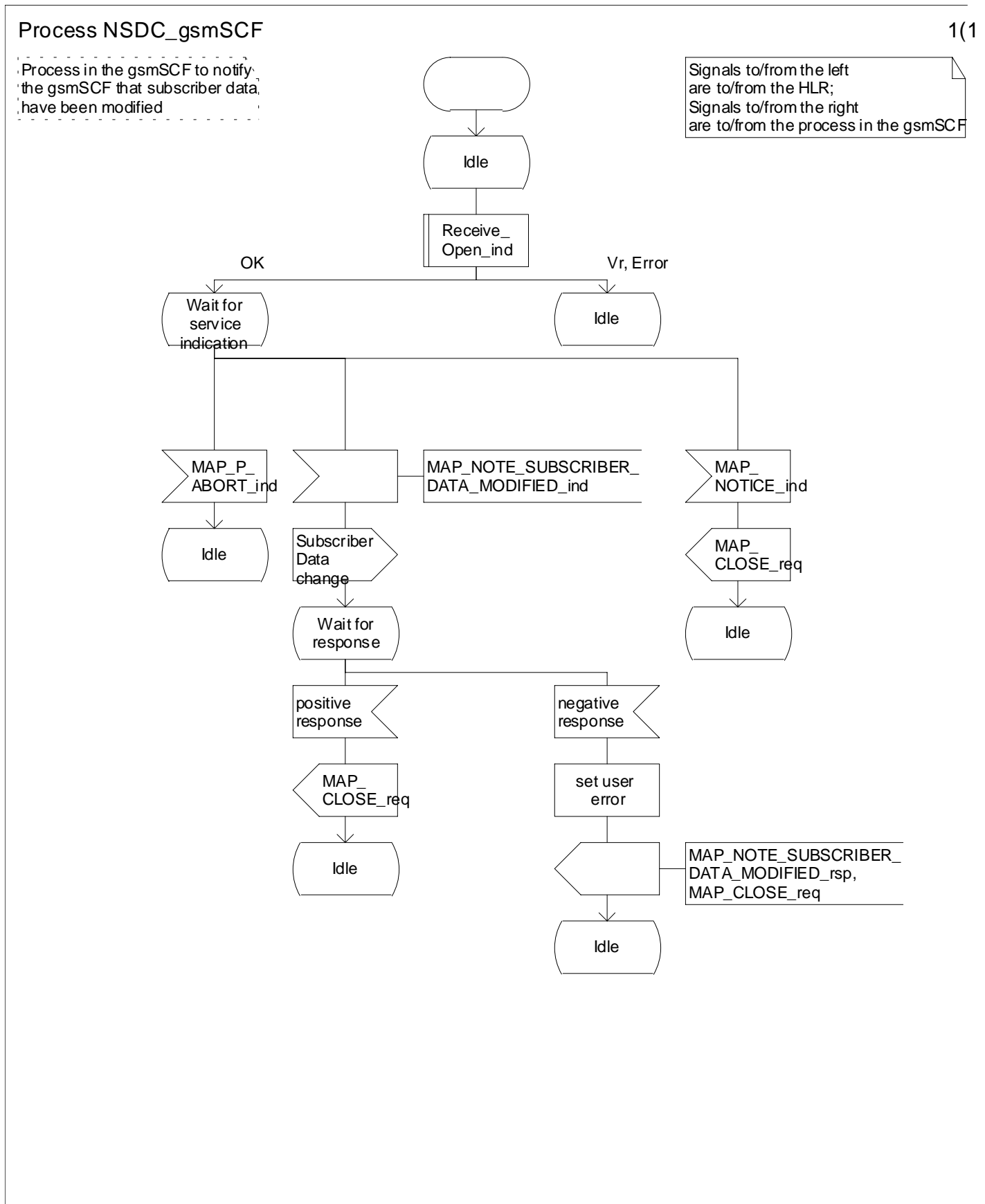


Figure 24A.3/3: Process Subscriber_Data_Modification_Notification_gsmSCF (sheet 1 of 1)

25 General macro description

25.1 MAP open macros

25.1.1 Macro Receive_Open_Ind

This macro is used by a MAP service-user procedure when a peer entity requests opening of a dialogue.

If the application context received in the MAP-OPEN indication primitive indicates a context name of the MAP version one context set, the macro takes the Vr exit..

If an application-context different from version 1 is received, the presence of MAP_OPEN information is checked. If no MAP_OPEN information has been received, the MAP_OPEN response with:

- Result set to Dialogue Accepted; and
- Application Context Name set to the received value,

is returned.

If the received version (Vr) is the one described in this version of MAP, the macro takes the OK exit, otherwise it takes the Vr exit..

If MAP_OPEN information is received, the macro "CHECK_REFERENCE" is called in order to check whether the received values for Destination Reference and Originating Reference correspond with the requirements of the received application-context-name. If the outcome of this check is an error, the MAP_OPEN responds with:

- Result set to Dialogue Refused;
- Refuse Reason set to Invalid Destination Reference or Invalid Originating Reference;
- Application Context Name set to the highest version supported,

is returned and the macro takes the error exit.

If the data values received for Destination Reference and Originating Reference are accepted for the associated application-context-name it is checked whether the Destination Reference is known if this check is required by the process that calls the macro.

If the Destination Reference (e.g. a subscribers IMSI) is unknown, the MAP_OPEN response with

- Result set to Dialogue Refused;
- Refuse Reason set to Invalid Destination Reference;
- Application Context Name set to the highest version supported,

is returned and the macro takes the error exit.

Else, if the Destination Reference is accepted or if no check is required, the MAP_OPEN response with

- Result set to Dialogue Accepted; and
- Application Context Name set to the received value,

is returned and

If the received version (Vr) is the one described in this version of MAP, the macro takes the OK exit, otherwise it takes the Vr exit.

25.1.2 Macro Receive_Open_Cnf

This macro is used by a user procedure after it requested opening of a dialogue towards a peer entity.

On receipt of a MAP_OPEN Confirmation with a "Result" parameter indicating "Dialogue Accepted", the macro takes the OK exit.

If the "Result" parameter indicates "Dialogue Refused", the "Refuse-reason" parameter is examined. If the "Refuse-reason" parameter indicates "Potential Version Incompatibility", the macro terminates in a way that causes restart of the dialogue by using the version 1 protocol.

If the "Refuse-reason" parameter indicates "Application Context Not Supported" and if the received Application Context Name indicates "Version Vr" ($V_r < V_n$), the macro terminates in a way that causes restart of the dialogue by using the version Vr protocol. Otherwise, the macro takes the Error exit.

If the "Refuse-reason" parameter indicates neither "Potential Version Incompatibility" nor "Application Context Not Supported", the macro takes the Error exit.

If a MAP_U_ABORT, a MAP_P_ABORT or a MAP_NOTICE Indication is received, the macro takes the Error exit.

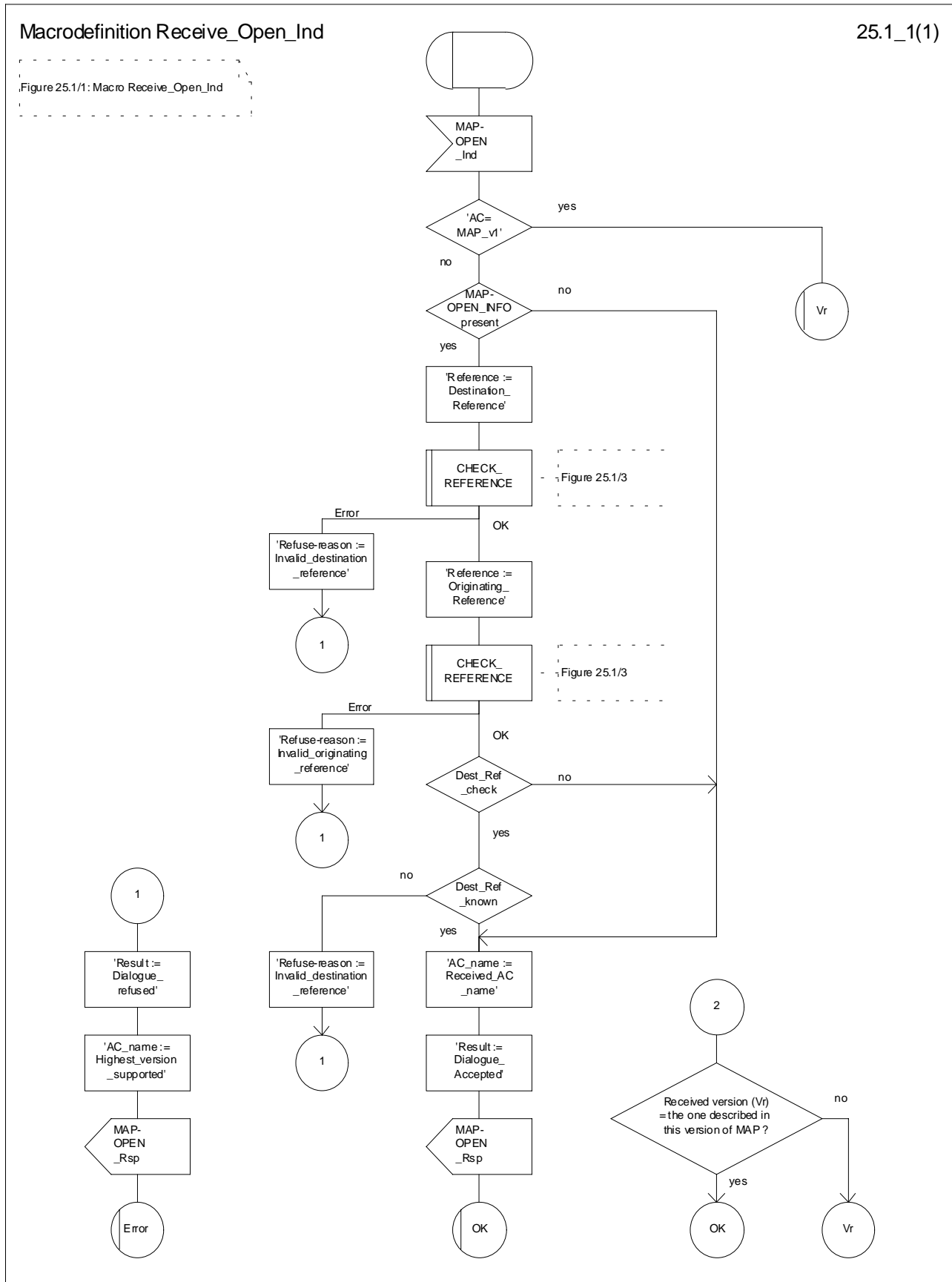


Figure 25.1/1: Macro Receive_Open_Ind

Macrodefinition Receive_Open_Cnf

25.1_2(1)

Figure 25.1/2: Macro to receive a MAP_OPEN_Cnf

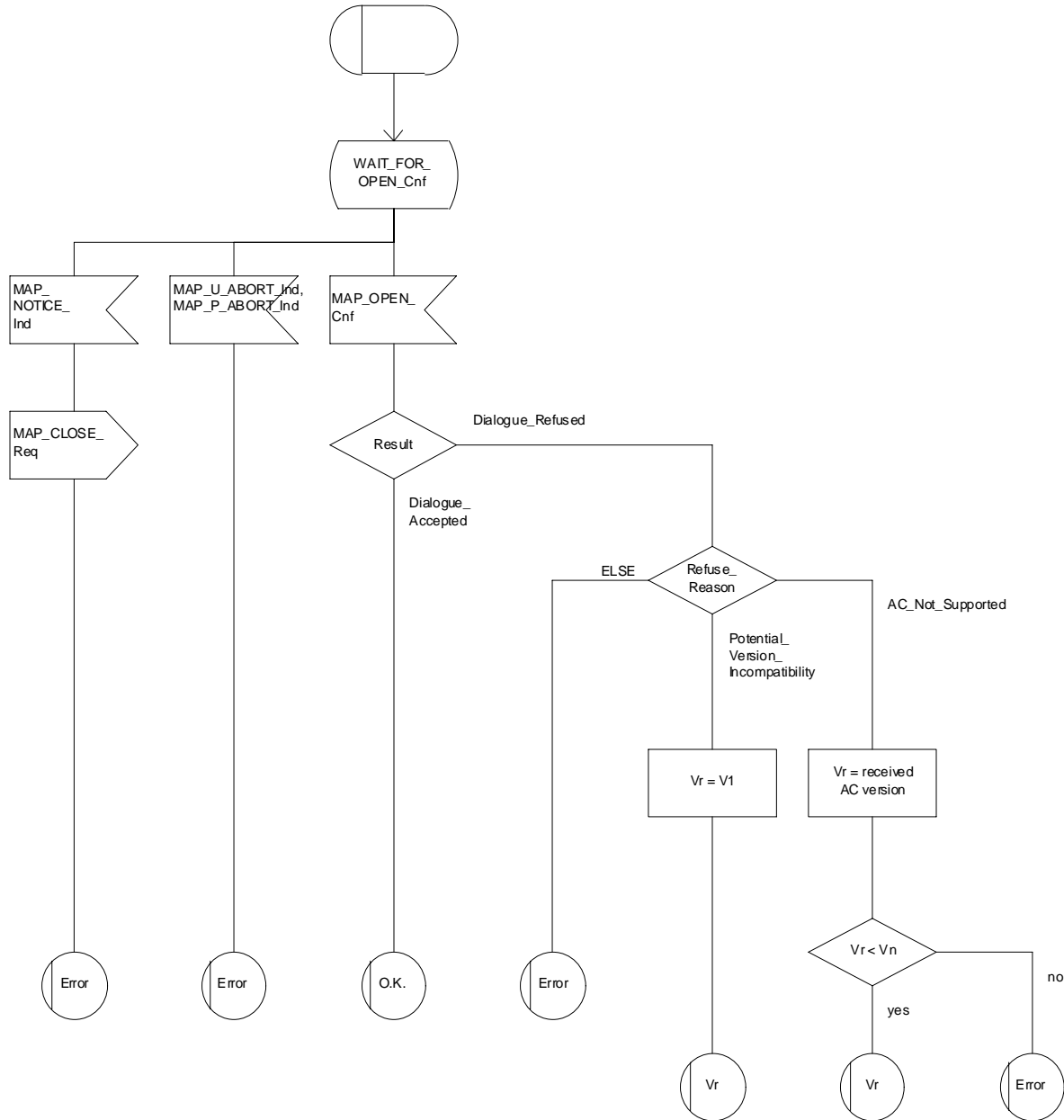


Figure 25.1/2: Macro Receive_Open_Cnf

Macrodefinition CHECK_REFERENCE

25.1_3(1)

Figure 25.1/3: Check of Destination Reference and Originating Reference received in a MAP-OPEN indication primitive

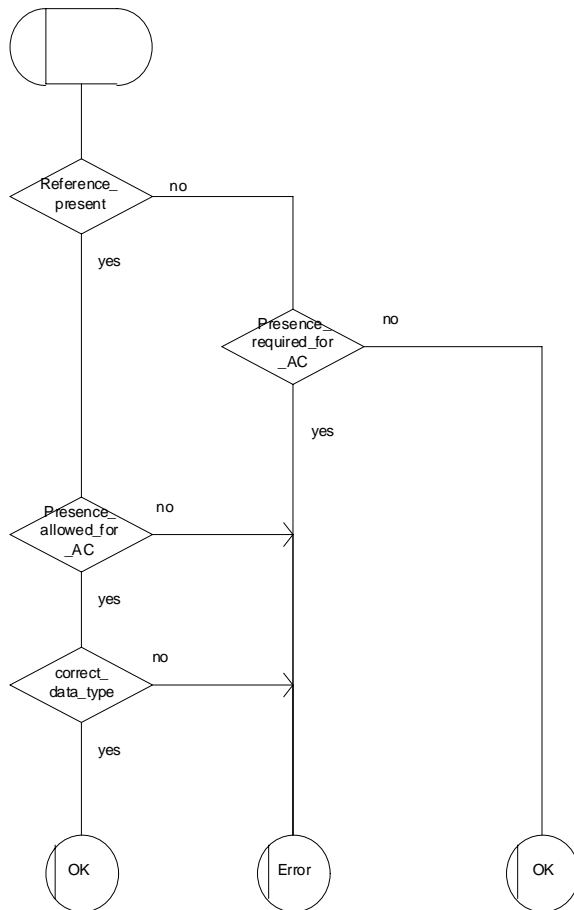


Figure 25.1/3: Macro CHECK_REFERENCE

25.2 Macros to check the content of indication and confirmation primitives

25.2.1 Macro Check_Indication

If a parameter required by the application is missing from the indication, the macro takes the error exit, with a user error of "Data Missing".

If a parameter not expected by the application is present in the indication, or an expected parameter has a value not in the set of values permitted by the application, the macro takes the error exit, with a user error of "Unexpected Data Value".

Otherwise the macro takes the "OK" exit.

The macro is shown in figure 25.2/1.

25.2.2 Macro Check_Confirmation

If the confirmation contains a provider error the macro issues a MAP CLOSE request and takes the provider error exit.

Otherwise, if the confirmation contains a user error the macro takes the user error exit.

Otherwise, if a parameter required by the application is missing from the confirmation, or a parameter not expected by the application is present in the confirmation, or an expected parameter has a value not in the set of values permitted by the application, the macro takes the data error exit.

Otherwise the macro takes the "OK" exit.

The macro is shown in figure 25.2/2.

Macrodefinition Check_Indication

25.2_1(1)

Figure 25.2/1: Macro to check the parameters of an indication primitive

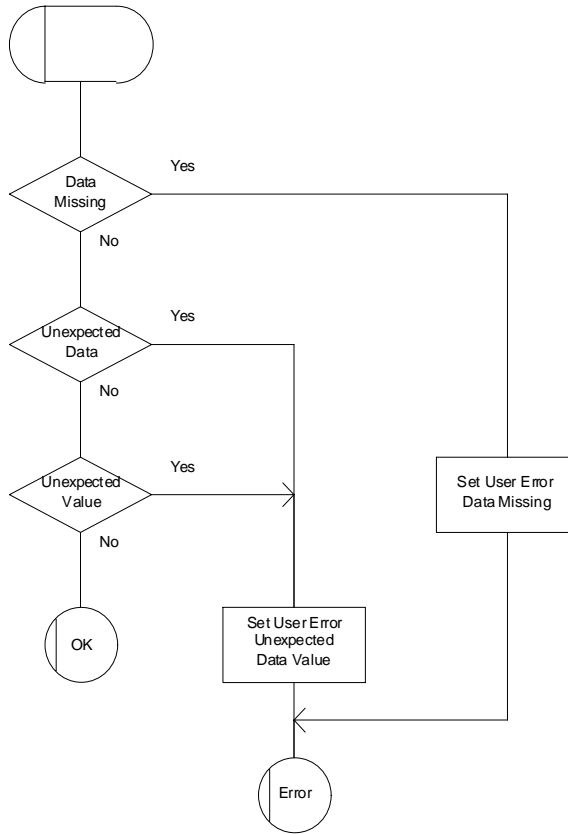


Figure 25.2/1: Macro Check_Indication

Macrodefinition Check_Confirmation

25.2_2(1)

Figure 25.2/2: Macro to check the parameters of a confirmation primitive

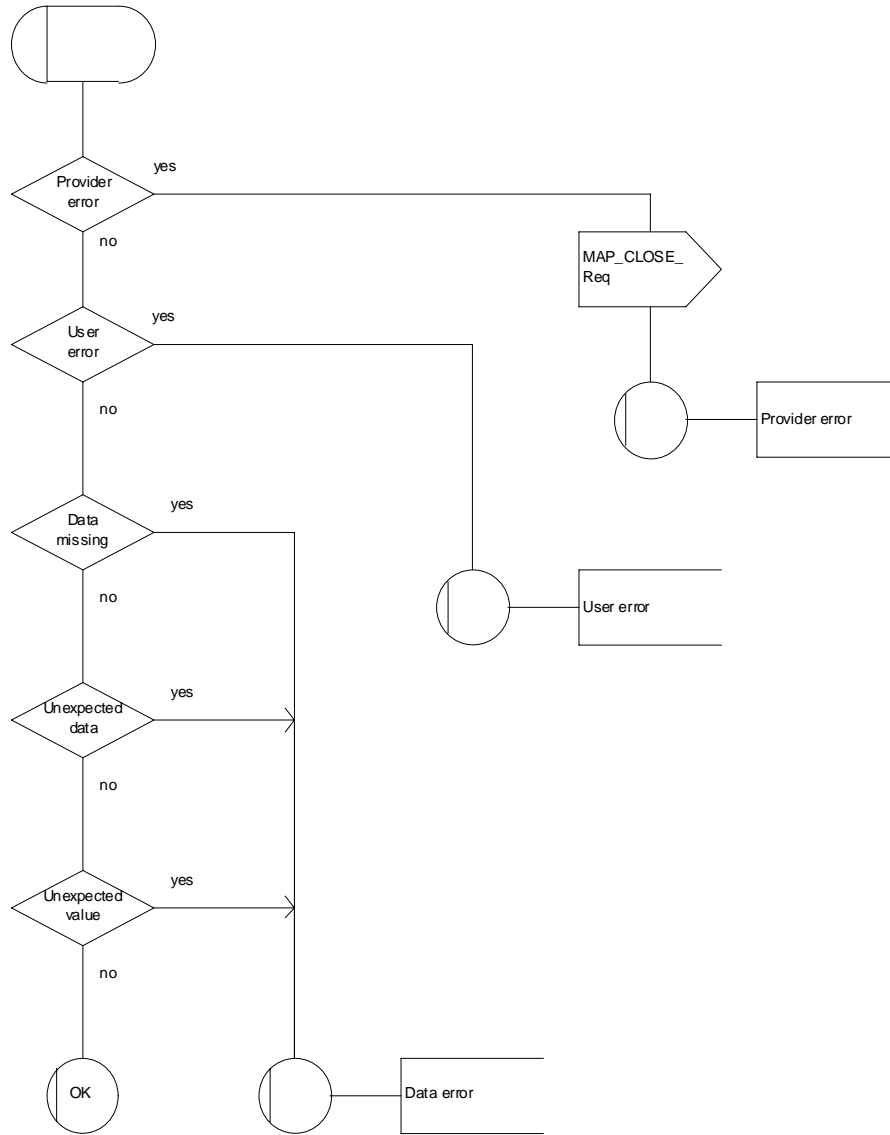


Figure 25.2/2: Macro Check_Confirmation

25.3 The page and search macros

25.3.1 Macro PAGE_MSC

This macro (see figure 25.3/1) is called if a mobile terminating call set-up, an unstructured SS notification, a network-initiated unstructured SS request or a mobile terminating short message is to be delivered to the MS and the current location area identity of the MS is known in the VLR.

When the MSC receives a MAP_PAGE indication, parameter checks are performed first (macro Check_Indication, see subclause 25.2). If parameter errors are detected, the MSC returns a MAP_PAGE response containing the appropriate error cause and the macro terminates with unsuccessful outcome.

Thereafter, several checks on the indication content are performed. The macro terminates by returning the MAP_PAGE response with error:

Unknown Location Area if the LAI is not known in the MSC;

System Failure if the call has been released by the calling subscriber or the SMS or SS transaction for this subscriber has been released by the originating entity in the meantime.

Next, the MSC checks if an MM-connection over the radio link already exists for the given IMSI. If so,

- in the case of mobile terminating call set-up the MSC determines whether the busy condition can be established (see GSM 02.01 for a definition of busy states). If the MSC determines that the MS is busy, it returns a MAP_PAGE response with error Busy Subscriber, qualified by either More Calls Allowed or No More Calls Allowed. The macro then terminates with unsuccessful outcome.
- if the service requested is short message service or an unstructured SS notification or network-initiated unstructured SS request, or if the service is mobile terminating call set-up, but the existing connection is for signalling purposes only (i.e. a service different from call set-up), the access connection status is set according to the characteristics of the existing connection (i.e. RR-connection established, ciphering mode on/off, MM-connection existing and authenticated or not), and the macro terminates with successful outcome.

If no MM-connection for the given IMSI exists, paging is initiated at the radio interface within all cells of the location area indicated by the VLR. If the VLR provided the TMSI, the MSC uses it to identify the MS at the radio interface; otherwise the MSC uses the IMSI. The IMSI will also be used to determine the page group (see GSM 04.08). There are several possible outcomes of paging:

- the MS responds to paging, causing the access connection status to be set accordingly (i.e. no RR-connection, in which case other values are not significant), and the macro terminates with successful outcome;
- the MS responds with a channel request containing an establishment cause which is not "answer to paging". The MSC sends a MAP_PAGE response primitive with user error Busy Subscriber before the macro terminates with unsuccessful outcome. This will give priority to the mobile originating request. Alternatively, as an implementation option, the MSC may treat this as a response to paging, which will give priority to the mobile terminating request.
- there is no response from the MS. The MSC sends a MAP_PAGE response primitive with user error Absent Subscriber before the macro terminates with unsuccessful outcome;
- the call handling connection or MAP transaction on which the call, SMS or unstructured SS transaction is waiting for delivery, is released before a response is received from the MS (indicated in the SDL by the input signal I-REL). The MAP transaction with the VLR will be released in this case by a MAP_U_ABORT request, and the unsuccessful macro termination will indicate transaction termination.
- the MAP transaction with the VLR may be released by receiving a MAP_U_ABORT or MAP_P_ABORT indication. The call handling connection or MAP transaction on which the call, SMS or unstructured SS transaction is waiting for delivery, is released (indicated in the SDL by the output signal I-REL), and the unsuccessful macro termination will indicate transaction termination.

25.3.2 Macro Search_For_MS_MSC

This macro (see figure 25.3/2) is called if a mobile terminating call set-up, an unstructured SS notification, a network-initiated unstructured SS request or a mobile terminating short message is to be delivered to the MS and the current location area identity of the MS is not known in VLR.

When the MSC receives a MAP_SEARCH_FOR_MS Indication, parameter checks are performed first (macro Check_indication, see subclause 25.2). If parameter errors are detected, the MSC returns a MAP_SEARCH_FOR_MS response containing the appropriate error cause and the macro terminates with unsuccessful outcome.

Thereafter, the MSC checks whether the call or the SMS or SS transaction still exists in the MSC. If the call or the SMS or SS transaction has been released, the MSC returns a MAP_SEARCH_FOR_MS response with error System Failure and the macro terminates with unsuccessful outcome.

Next, the MSC checks if an MM-connection over the radio link already exists for the given IMSI. If so,

- in the case of mobile terminating call set-up the MSC determines whether the busy condition can be established (see GSM 02.01 for a definition of busy states). If the MSC determines that the MS is busy, it returns a MAP_SEARCH_FOR_MS response with error Busy Subscriber, qualified by either More Calls Allowed or No More Calls Allowed. The macro then terminates with unsuccessful outcome.
- if the service requested is short message service or an unstructured SS notification or network-initiated unstructured SS request, or if the service is mobile terminating call set-up, but the existing connection is for signalling purposes only (i.e. a service different from call set-up), a MAP_SEARCH_FOR_MS response containing the IMSI and current location area identification of the called MS is returned to the VLR. The access connection status is set according to the characteristics of the existing connection (i.e. RR-connection established, ciphering mode on/off, MM-connection existing and authenticated or not), and the macro terminates with successful outcome.

If no MM-connection for the given IMSI exists, paging is initiated at the radio interface within all cells of all location areas of the VLR, using the IMSI to identify the subscriber and the page group (see GSM 04.08). There are several possible outcomes of paging:

- the MS responds to paging, causing a MAP_SEARCH_FOR_MS response containing the IMSI and current location area identification of the called MS to be returned to the VLR. The access connection status will be set accordingly (i.e. no RR-connection, in which case other values are not significant), and the macro terminates with successful outcome.
- the MS responds with a channel request containing an establishment cause which is not "answer to paging". The MSC sends a MAP_SEARCH_FOR_MS response primitive with user error "Busy Subscriber" before the macro terminates with unsuccessful outcome. This will give priority to the mobile originating request. Alternatively, as an implementation option, the MSC may treat this as a response to paging, which will give priority to the mobile terminating request.
- there is no response from the MS. The MSC sends a MAP_SEARCH_FOR_MS response primitive with user error "Absent Subscriber" before the macro terminates with unsuccessful outcome.
- the call handling connection or MAP transaction on which the call, SMS or unstructured SS transaction is waiting for delivery, is released before a response is received from the MS (indicated in the SDL by the input signal I-REL). The MAP transaction with the VLR will be released in this case by a MAP_U_ABORT request, and the unsuccessful macro termination will indicate transaction termination.
- the MAP transaction with the VLR may be released by receiving a MAP_U_ABORT or MAP_P_ABORT indication. The call handling connection or MAP transaction on which the call, SMS or unstructured SS transaction is waiting for delivery, is released (indicated in the SDL by the output signal I-REL), and the unsuccessful macro termination will indicate transaction termination.

Macrodefinition Page_MSC

25.3_1(1)

Figure 25.3/1:
Macro Page_MSC

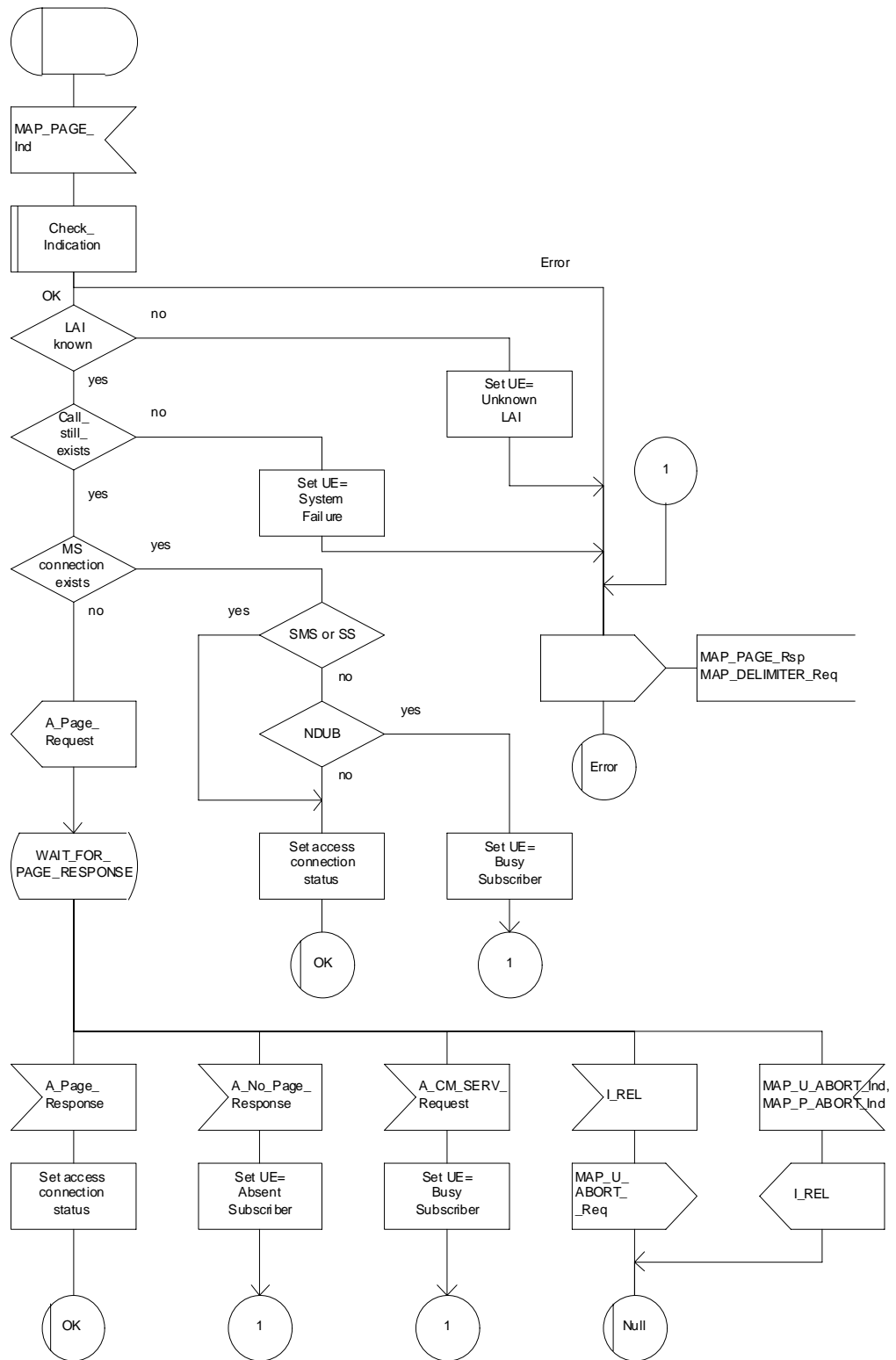


Figure 25.3/1: Macro Page_MSC

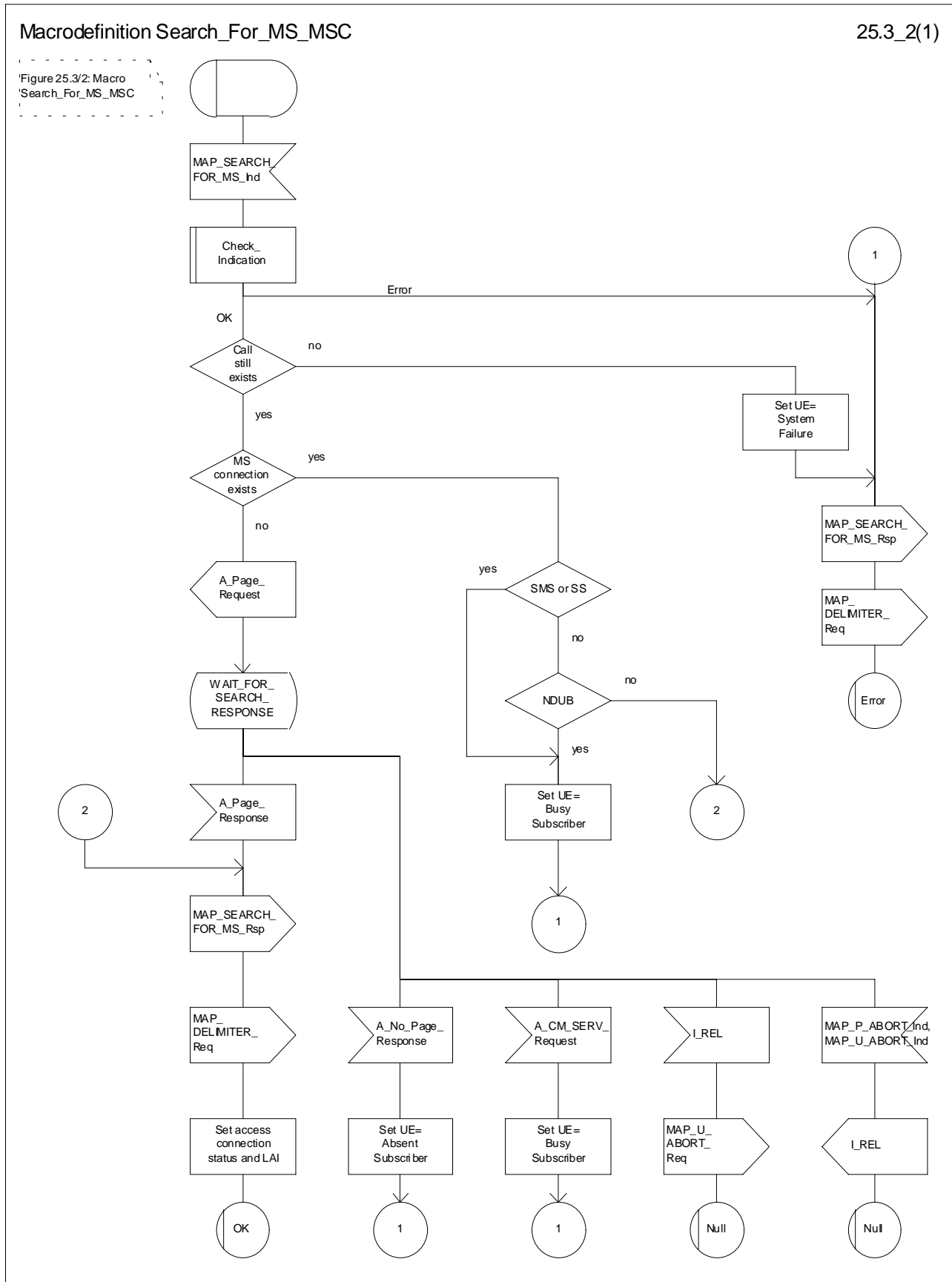


Figure 25.3/2: Macro Search_for_MS_MSC

25.4 Macros for handling an Access Request

These macros are invoked when a MS accesses the network, e.g. to set up an outgoing call or when responding to paging. The macro handles identification and authentication of the mobile subscriber as well as invocation of security related features (see GSM 02.09).

25.4.1 Macro Process_Access_Request_MSC

This macro is invoked by any procedure receiving an access request from the MS, e.g. the page response at mobile terminating call set-up or the request for outgoing call set-up.

If no dialogue with the VLR exists (e.g. within the procedure for outgoing call set-up), the MSC will open a dialogue towards the VLR by sending a MAP_OPEN request without any user specific parameters.

In any case, the parameters received from the MS are mapped to a MAP_PROCESS_ACCESS_REQUEST request primitive, containing:

- the received subscriber identification (IMSI, TMSI) or - in case of emergency call set-up - an IMEI;
- the CM service type, indicating the type of request;
- the status of the access connection, i.e. whether a connection to this MS already exists and if so, whether it is already authenticated and ciphered;
- the current location area id of the MS; and
- the CKSN received from the MS.

If opening of the dialogue was required, the MSC will wait for the dialogue confirmation (see macro Receive_Open_Confirmation, subclause 25.1), leading either to:

- immediate unsuccessful exit from the macro, in case no dialogue is possible;
- reversion to MAP version one dialogue if indicated by the VLR. The macro terminates with unsuccessful outcome, as the complete dialogue will be covered by the version one procedure, so that no further action from the calling process is required;
- continuation as given below, if the dialogue is accepted by the VLR.

The MSC waits then for the MAP_PROCESS_ACCESS_REQUEST confirmation. In between, several other indications may be received from the VLR:

- the MSC may receive a MAP_PROVIDE_IMSI indication, handled by the macro Obtain_IMSI_MSC defined in subclause 25.8. In case of positive outcome, the procedure continues waiting for the MAP_PROCESS_ACCESS_REQUEST confirmation, else the macro terminates with unsuccessful outcome;
- the MSC may receive a MAP_AUTHENTICATE indication, handled by the macro Authenticate_MSC defined in subclause 25.5. In case of positive outcome, the procedure continues waiting for the MAP_PROCESS_ACCESS_REQUEST confirmation, else the macro terminates with unsuccessful outcome;
- the MSC may receive a MAP_TRACE_SUBSCRIBER_ACTIVITY indication, handled by the macro Trace_Subscriber_Activity_MSC defined in subclause 25.9;
- the MSC may receive a MAP_SET_CIPHERING_MODE indication, which will be stored for initiating ciphering later on;
- the MSC may receive a MAP_CHECK_IMEI indication, handled by the macro Check_IMEI_MSC defined in subclause 25.6. In case of positive outcome, the procedure continues waiting for the MAP_PROCESS_ACCESS_REQUEST confirmation, else the macro terminates with unsuccessful outcome;
- the MSC may receive a MAP_Obtain_IMEI indication, handled by the macro Obtain_IMEI_MSC defined in subclause 25.6. In case of positive outcome, the procedure continues waiting for the MAP_PROCESS_ACCESS_REQUEST confirmation, else the macro terminates with unsuccessful outcome;

- the MSC may receive a MAP_U_ABORT or MAP_P_ABORT indication, or a premature MAP_CLOSE indication from the VLR. In all these cases, the macro terminates with unsuccessful outcome, after sending the appropriate reject towards the MS (see GSM 09.10);
- the MSC may receive a MAP_NOTICE indication from the VLR. In this case, the dialogue towards the VLR is terminated by a MAP_CLOSE primitive, the appropriate reject is sent towards the MS (see GSM 09.10), and the macro terminates with unsuccessful outcome;
- the MSC may receive an indication for release of the radio path, in which case the dialogue towards the VLR will be terminated by a MAP_U_ABORT primitive, containing the diagnostic information Radio Channel Release.

When the MAP_PROCESS_ACCESS_REQUEST confirmation is received, the parameters of this primitive are checked first. In case of unsuccessful outcome of the service, the MAP User Error received is mapped onto the appropriate radio interface message (see GSM 09.10), before the macro terminates with unsuccessful outcome.

In case of positive outcome of the service, ciphering is initiated on the radio path, if this had been requested by the VLR (see above). Otherwise, if the access request was not triggered by a page response from the MS, the access request is accepted explicitly by sending a CM_Service_Accept message to the MS. If the access request was triggered by a page response from the MS then no CM Service Accept message is sent.

After ciphering has been initiated, the MSC will wait for the MAP_FORWARD_NEW_TMSI indication from the VLR. While waiting, the MSC may receive:

- a MAP_U_ABORT or MAP_P_ABORT indication, or a premature MAP_CLOSE indication from the VLR. In these cases, the macro terminates with unsuccessful outcome, after sending a release request towards the MS (see GSM 09.10);
- a MAP_NOTICE indication from the VLR. In this case, the dialogue towards the VLR is terminated by a MAP_CLOSE primitive, the appropriate reject is sent towards the MS (see GSM 09.10), and the macro terminates with unsuccessful outcome;
- an indication for release of the radio path, in which case the dialogue towards the VLR will be terminated by a MAP_U_ABORT primitive, containing the diagnostic information Radio Channel Release;
- a MAP_DELIMITER request from the VLR. This will be taken as a successful outcome of the macro (i.e. the VLR did not require TMSI reallocation), and it terminates successfully;
- an A_SETUP request from the MS. This will be saved for handling by the procedure which invoked the macro Process_Access_Request_MSC after the macro has terminated.

When the MAP_FORWARD_NEW_TMSI indication is received in the MSC, the TMSI Reallocation Command is sent to the MS, and the MSC waits for an acknowledgement from the MS. In case a positive acknowledgement is received, the MSC sends an empty MAP_FORWARD_NEW_TMSI response primitive to the VLR and terminates successfully. Else, the dialogue is terminated locally (MAP_CLOSE_Req with Release method Prearranged End) without any further action.

If the MSC receives an A_SETUP request while it is waiting for the TMSI acknowledgement from the MS, the A_SETUP is saved for handling by the procedure which invoked the macro Process_Access_Request_MSC after the macro has terminated.

If the dialogue is aborted by the VLR while waiting for the TMSI acknowledgement from the MS, the MSC regards the access request to be failed and terminates with unsuccessful outcome, after sending a release request towards the MS (see GSM 09.10).

Macrodefinition Process_Access_Request_MSC

25.4_1.1(3)

Figure 25.4/1: Macro for processing the access request in MSC

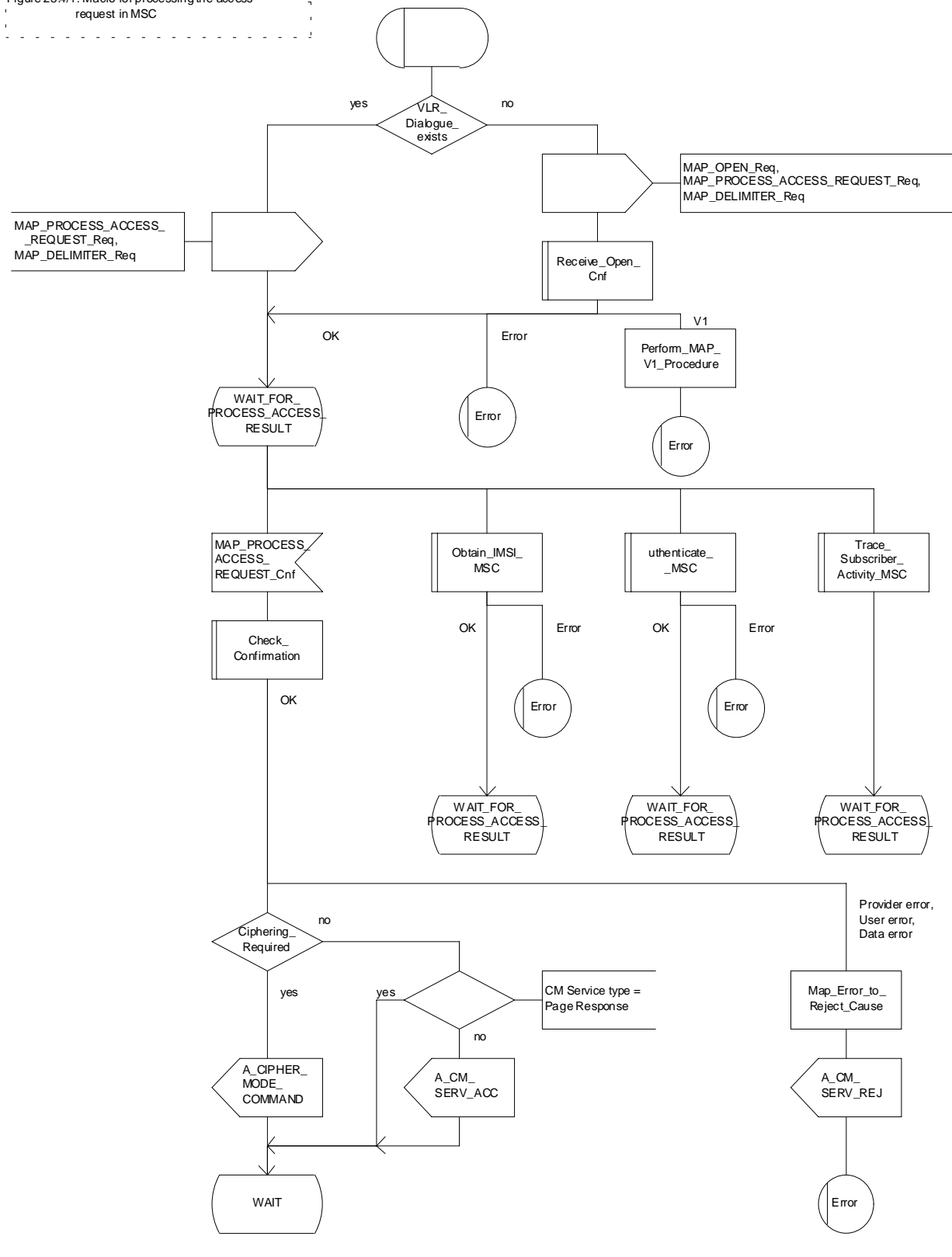


Figure 25.4/1 (sheet 1 of 3): Macro Process_Access_Request_MSC

Macrodefinition Process_Access_Request_MSC

25.4_1.2(3)

Figure 25.4/1: Macro for processing the access request in MSC

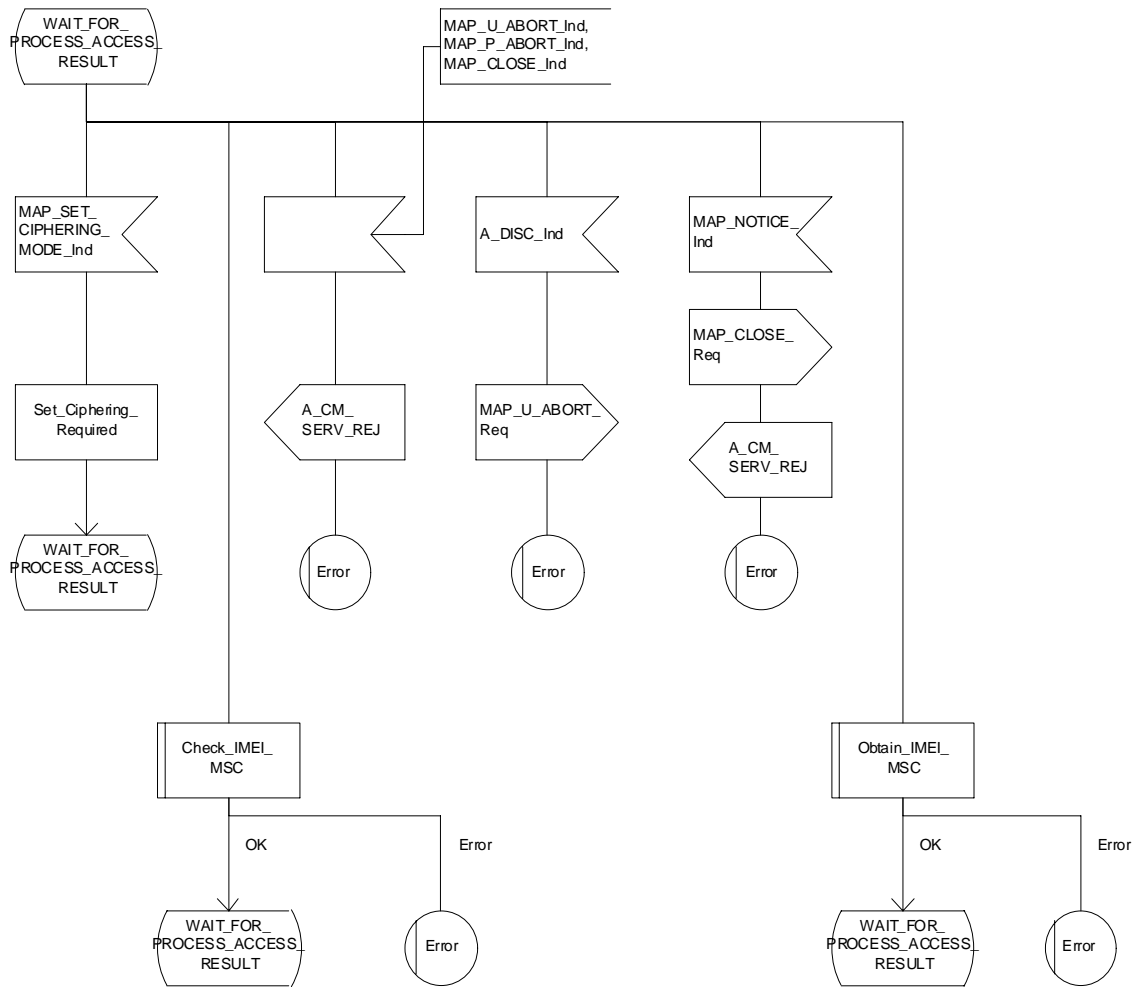


Figure 25.4/1 (sheet 2 of 3): Macro Process_Access_Request_MSC

Macrodefinition Process_Access_Request_MSC

25.4_1.3(3)

Figure 25.4/1: Macro for processing the access request in MSC

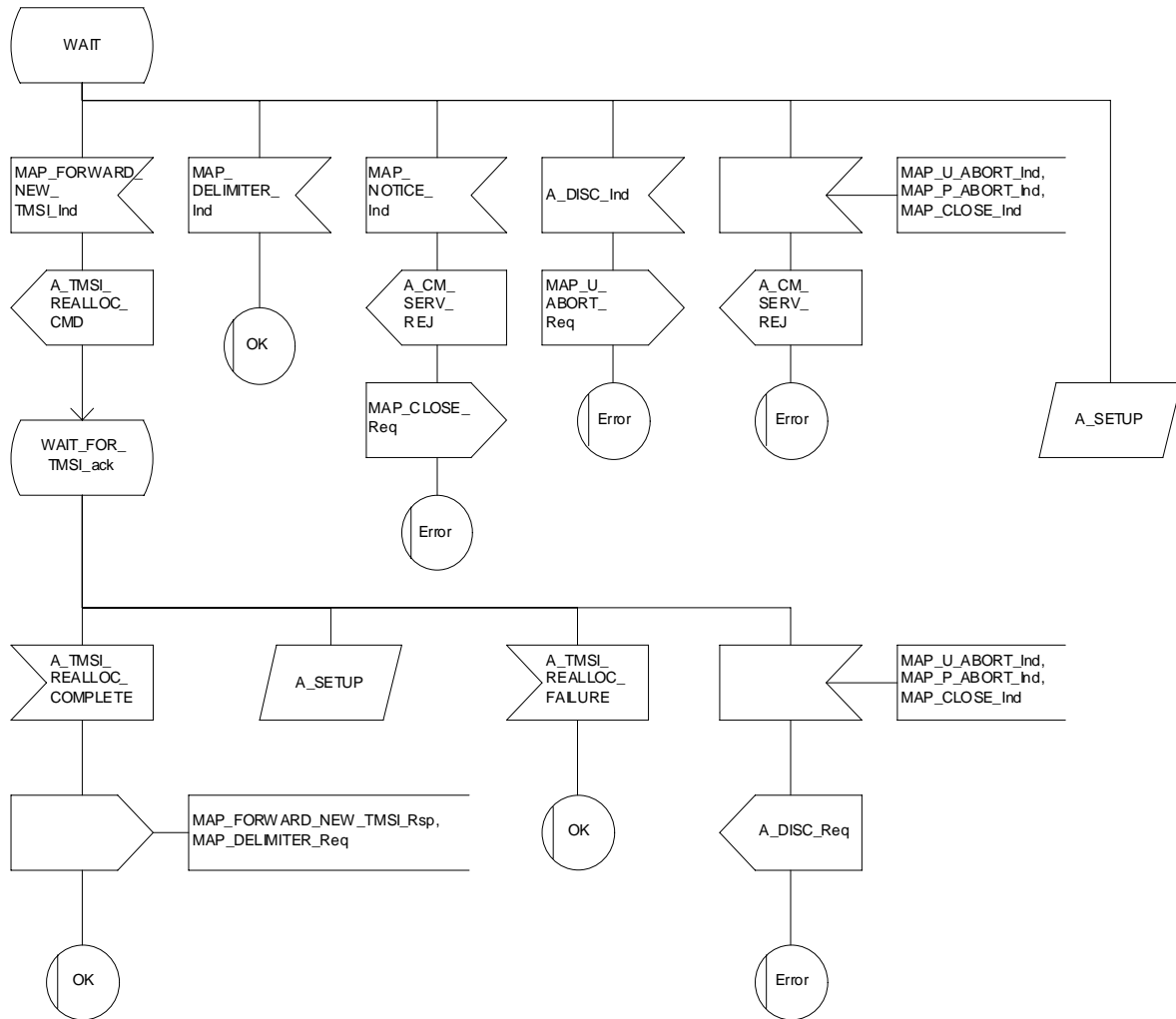


Figure 25.4/1 (sheet 3 of 3): Macro Process_Access_Request_MSC

25.4.2 Macro Process_Access_Request_VLR

When the VLR receives a MAP_PROCESS_ACCESS_REQUEST indication, the VLR will check this indication first (macro Check_Indication, see subclause 25.2). In case of negative outcome, the macro will proceed with the error handling described below.

If the indication data are correct, it is checked first whether the subscriber identification (IMSI or TMSI) is known if included:

- if the identification is not known, the IMSI may be requested from the MS, described in the macro Identification_Procedure (see below) with outcome:
 - OK, if a IMSI known in the VLR has been received;
 - Error, if the VLR did not recognise the subscriber's identity. The macro will proceed with the error handling described below;
 - Aborted, if the transaction to the MSC is released. The macro will terminate immediately with unsuccessful.

In case the identity received is an IMEI, the error System Failure is set and the macro proceeds with the error handling described below.

NOTE: Emergency Call with IMEI may be accepted within the error handling phase.

For a known subscriber the authentication check is performed next (see macro Authenticate_VLR, subclause 25.5), if required. If a negative result is received, the VLR proceeds on receipt of user error:

- illegal subscriber depending on the identity used for authentication;

In case IMSI is already used or no new authentication attempt with IMSI shall not be performed (operator option), the error Illegal Subscriber is set and the macro proceeds with the error handling described below.

If a new authentication attempt with IMSI shall be performed, the IMSI is requested from the MS (macro Obtain_IMSI_VLR, see subclause 25.8):

- the authentication will be performed again if a IMSI known in the VLR is received;
- the error Unidentified Subscriber is set and the macro proceeds with the error handling described below, if the IMSI received is unknown in VLR;
- if the IMSI request procedure fails for any other reason, the error System Failure is set and the macro proceeds with the error handling described below;
- if the dialogue has been aborted during the IMSI request, the macro terminates immediately with unsuccessful outcome;
- unknown subscriber by setting the error Unidentified Subscriber and proceeding with the error handling described below.

NOTE: This can occur only in case of data inconsistency between HLR and VLR;

- procedure error by setting the error System Failure and proceeding with the error handling described below;
- null (i.e. the dialogue towards the MSC is terminated) by terminating immediately with unsuccessful outcome.

The MS access is accepted if no authentication is required or after successful authentication. Then, the indicator "Confirmed by Radio Contact" is set to "Confirmed". If the indicator "Location Information Confirmed in HLR" is set to "Not Confirmed", HLR updating will be started as an independent process (Update_Location_VLR, see subclause 19.1.1.6).

If the indicator "Confirmed by HLR" is set to "Not Confirmed", the error Unidentified Subscriber is set and the macro proceeds with the error handling described below.

If roaming is not allowed in the location area indicated in the Current Location Area Id parameter, the error Roaming Not Allowed qualified by the roaming restriction reason is set and the macro proceeds with the error handling described below.

In case roaming is allowed, the IMSI is set to attached and the process for notifying the HLR that the subscriber is present is started if required (Subscriber Present VLR, see subclause 25.10).

At next, tracing is invoked if required by the operator (macro Trace_Subscriber_Activity_VLR, see subclause 25.9). Thereafter,

if ciphering is not required, IMEI checking is invoked if required by the operator (see macro Check_IMEI_VLR defined in subclause 25.6).

The error Illegal Equipment is set in case of unsuccessful outcome of the IMEI check, the subscriber is marked as detached and the macro proceeds with the error handling described below.

The macro terminates immediately with unsuccessful outcome if the MSC dialogue has been released during the IMEI check.

Else, the macro terminates successfully by returning the MAP_PROCESS_ACCESS_REQUEST response containing the IMSI to indicate acceptance of the MS access.

if ciphering is required, the MAP_SET_CIPHERING_MODE request containing:

- the cipher mode indicating the cipher algorithm required; and
- the cipher key to be used;

is sent to the MSC.

As a further operator option, IMEI checking may be performed next.

The error Illegal Equipment is set in case of unsuccessful outcome of the IMEI check, the subscriber is marked as detached and the macro proceeds with the error handling described below.

The macro terminates immediately with unsuccessful outcome if the MSC dialogue has been released during the IMEI check.

Else, the macro terminates successfully by returning the MAP_PROCESS_ACCESS_REQUEST response containing the IMSI to indicate acceptance of the MS access.

IF no TMSI reallocation is required (again an operator option), the macro terminates thereafter. Else, TMSI reallocation is performed by sending a MAP_FORWARD_NEW_TMSI request, containing the new TMSI as parameter. The old TMSI will be frozen until an acknowledgement from the MS has been received. Before the macro terminates, the VLR will wait for the MAP_FORWARD_NEW_TMSI response, containing no parameters if reallocation has been confirmed by the MS, or a Provider Error, otherwise, in which case the old TMSI is kept frozen to avoid double allocation. In this case, both the old as the new TMSI are subsequently regarded valid when used by the MS.

Error handling

In case some error is detected during handling the access request, a respective error has been set. Before returning this error cause to the MSC in a MAP_PROCESS_ACCESS_REQUEST response, it need to be checked whether this access is for emergency call set-up, as this will require extra treatment.

If the CM Service type given in the MAP_PROCESS_ACCESS_REQUEST indication is emergency call set-up, it is checked whether EC set-up in the particular error situation is permitted (operator option). If so, it is checked whether the IMEI is required, and if so the IMEI is requested from the MS (macro Obtain_IMEI_VLR, see subclause 25.6).

The macro will terminate immediately with unsuccessful outcome if the MSC transaction has been aborted during the IMEI retrieval.

In case of an error reported back from IMEI retrieval, MAP_PROCESS_ACCESS_REQUEST response containing the error cause set previously is returned to the MSC, the dialogue is closed (MAP_CLOSE request indicating normal release) and the macro terminates with unsuccessful outcome.

When a subscriber identity required by the operator (IMSI or IMEI) is available, the user error set previously is deleted, the respective identity is returned in the MAP_PROCESS_ACCESS_REQUEST response to indicate acceptance of emergency call, and the macro terminates with successful outcome.

In all other cases, the MAP_PROCESS_ACCESS_REQUEST response containing the error cause set previously is returned to the MSC, the dialogue is closed (MAP_CLOSE request indicating normal release) and the macro terminates with unsuccessful outcome.

25.4.3 Macro Identification Procedure

This macro is invoked by the macro Process_Access_Request_VLR in case the subscribers identity is not known in the VLR.

If the identity received from the MS is an IMSI, the error Unidentified Subscriber will be set and reported back to the calling macro (to be sent in the MAP_PROCESS_ACCESS_REQUEST response). The same error is used in case a TMSI was received from the MS, but the operator does not allow open identification of the MS.

If open identification of the MS is allowed, the macro Obtain_IMSI_VLR is invoked, requesting the subscribers IMSI from the MS (see subclause 25.8), with outcome

OK, in which case it is checked whether for the IMSI received there exists a subscriber record in the VLR. If so, the macro terminates successfully, else the error Unidentified Subscriber will be set and reported back to the calling macro.

Error, in which case the error System Failure will be set and reported back to the calling macro.

Aborted, i.e. the MSC transaction is released, in which the macro terminates accordingly.

Macrodefinition Process_Access_Request_VLR

25.4_2.1(3)

Figure 25.4/2:
Macro for processing
on access request
in VLR

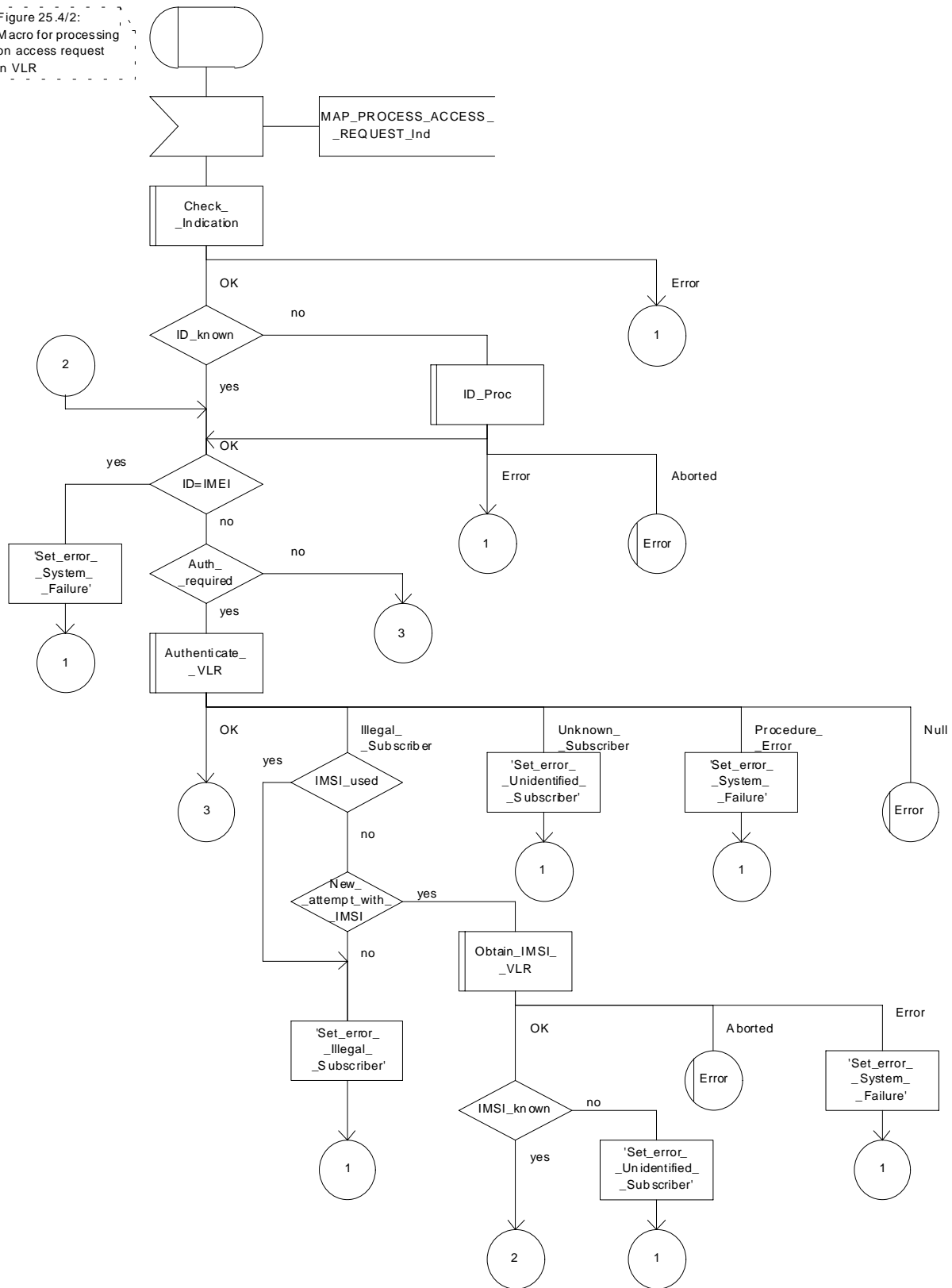


Figure 25.4/2 (sheet 1 of 3): Macro Process_Access_Request_VLR

Macrodefinition Process_Access_Request_VLR^D

25.4_2.2(3)

Figure 25.4/2:
Macro for processing
on access request
in VLR

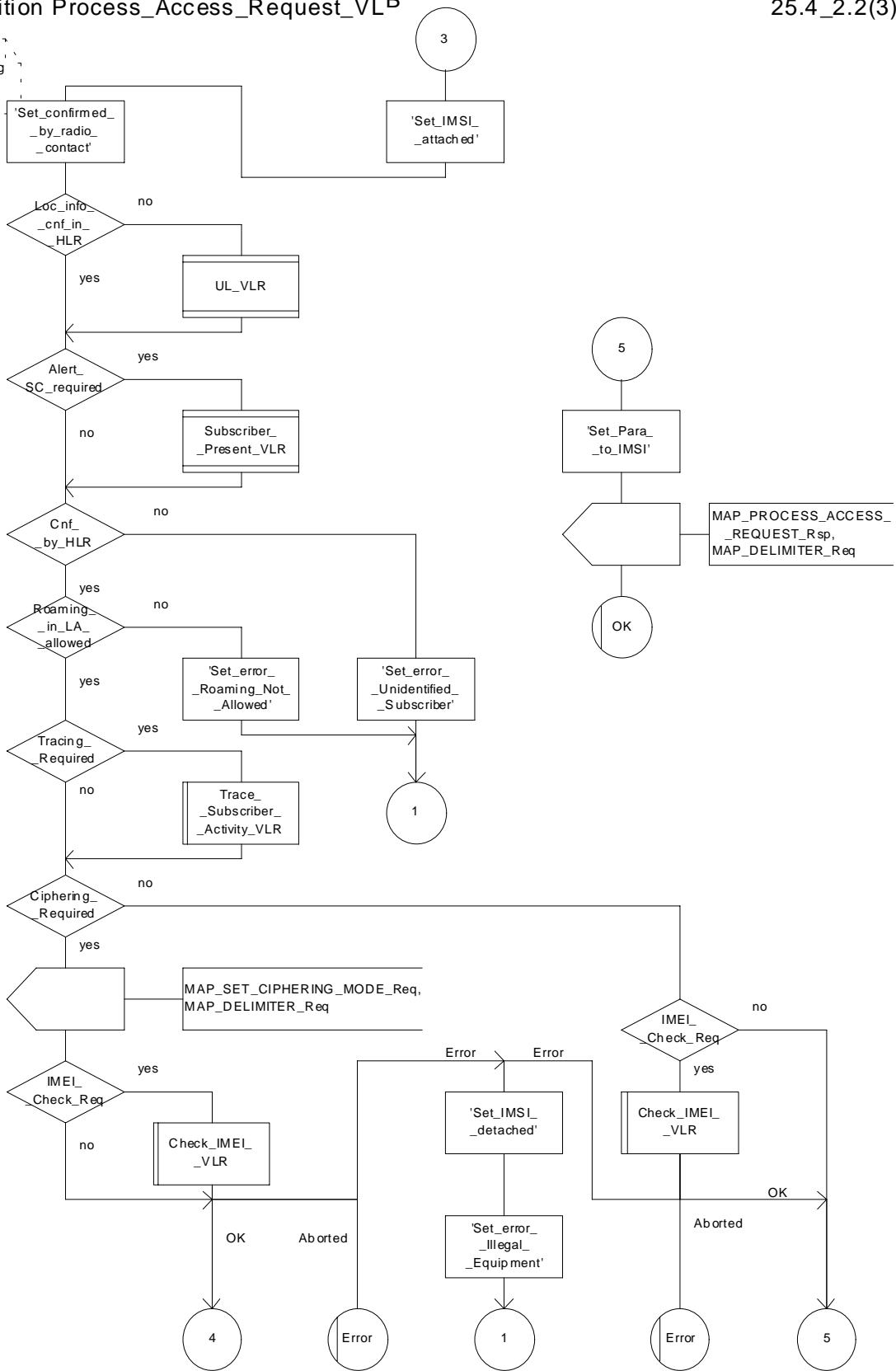


Figure 25.4/2 (sheet 2 of 3): Macro Process_Access_Request_VLR

Macrodefinition Process_Access_Request_VLR

25.4_2.3(3)

Figure 25.4/2:
Macro for processing
on access request
in VLR

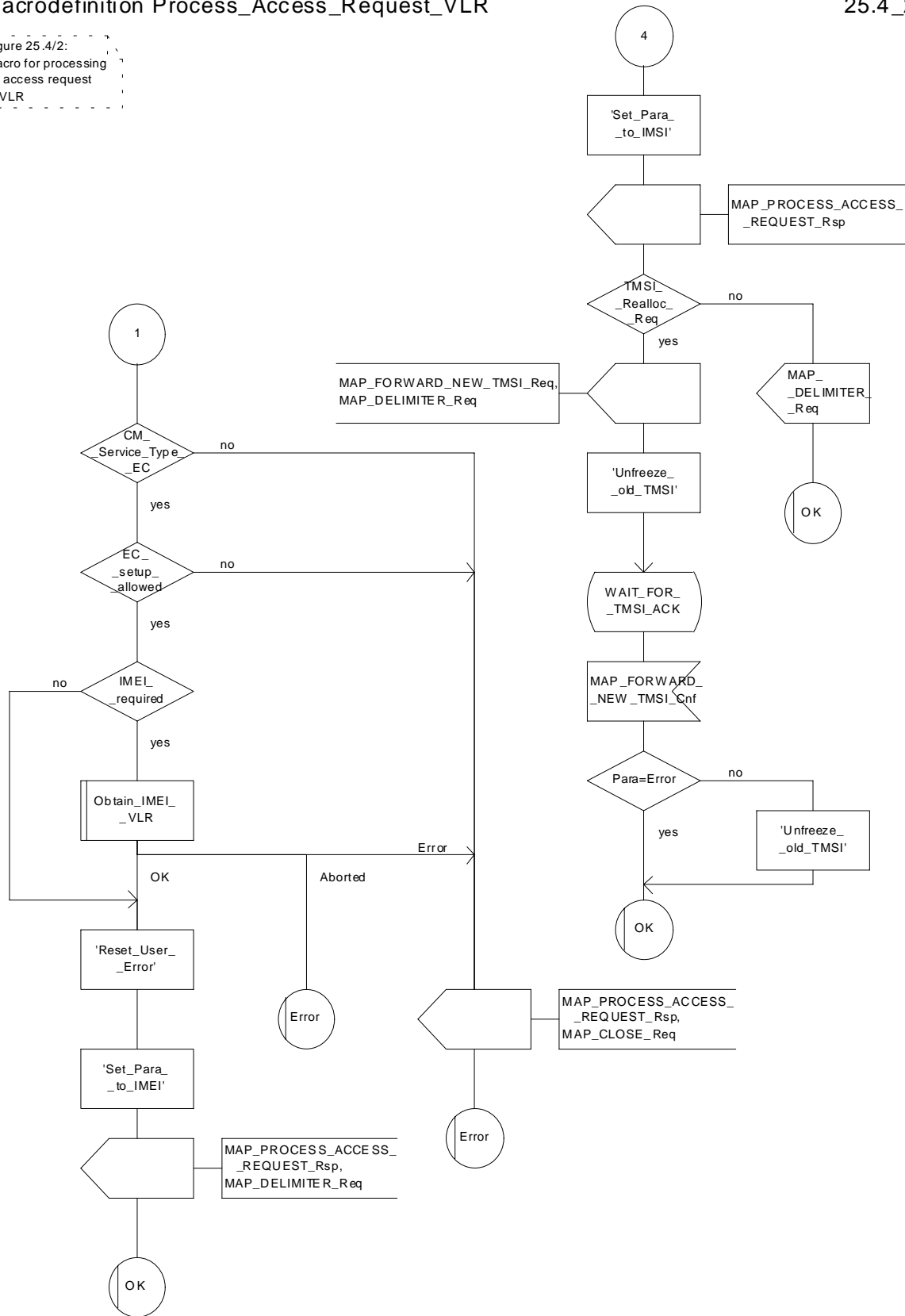


Figure 25.4/2 (sheet 3 of 3): Macro Process_Access_Request_VLR

Macrodefinition ID_Proc_VLR

25.4_3(1)

Figure 25.4/3

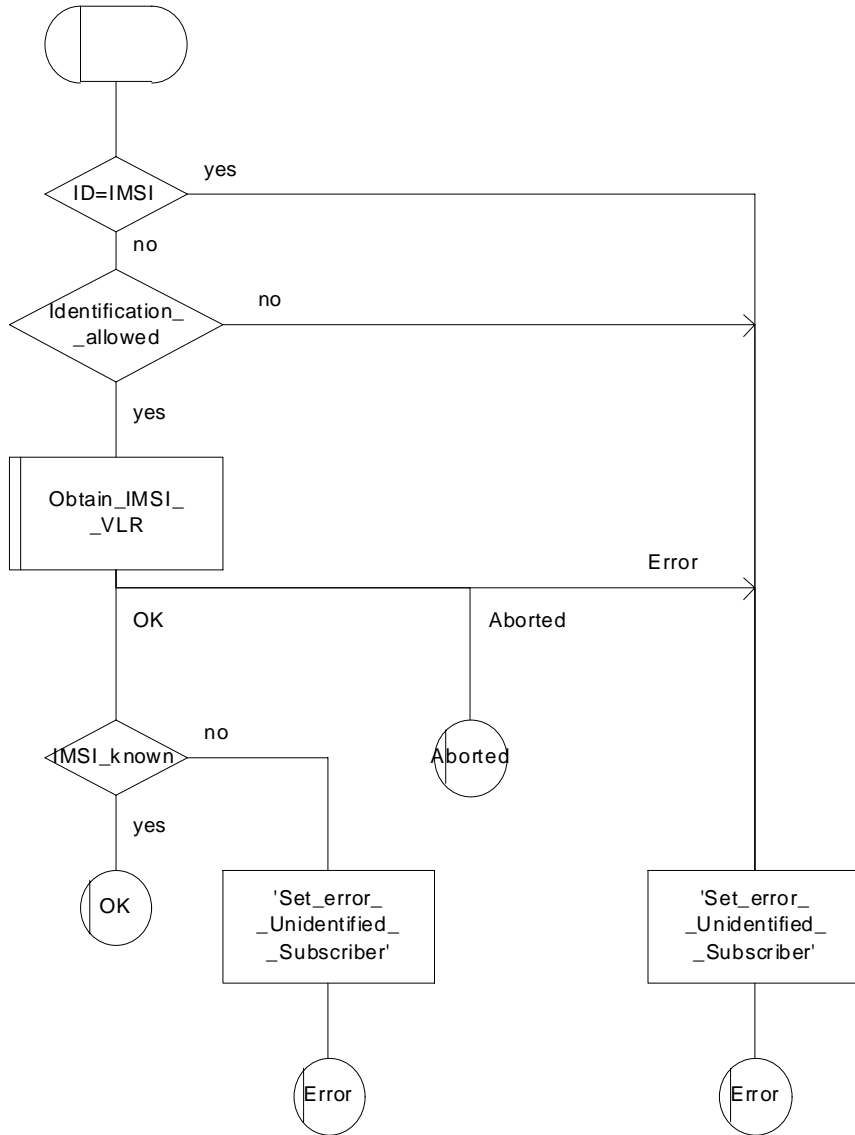


Figure 25.4/3: Macro ID_Proc_VLR

25.5 Authentication macros and processes

The following macros are used in the GSM network in order to enable authentication of a mobile subscriber.

25.5.1 Macro Authenticate_MSC

This macro is used by the MSC to relay a request for authentication transparently from the VLR to the MS, wait for a response from the MS and to relay the response from the MS back to the VLR. If, while the MSC is waiting for the authentication response, the air interface connection is released or a MAP_U_ABORT, MAP_P_ABORT or MAP_CLOSE indication is received from the VLR, then necessary connections are released and the "Error" exit is used. The macro is described in figure 25.5/1.

25.5.2 Macro Authenticate_VLR

This macro is used by the VLR to control the authentication of a subscriber. The macro proceeds as follows:

- if there are not enough authentication vectors in the VLR to perform the authentication, then the macro "Obtain_Authent_Para_VLR" described below is invoked. If this macro fails, then the corresponding error (Unknown Subscriber or Procedure Error) is returned to the calling process;
- if there are enough authentication vectors in the VLR, or the Obtain_Authent_Para_VLR macro was successful, then a MAP_AUTHENTICATE request is sent to the MSC. This request contains the RAND, CKSN or KSI, and possibly AUTN parameters as indicated in the service description;
- the VLR then waits for a response from the MSC;
- if a MAP_U_ABORT, MAP_P_ABORT or MAP_CLOSE indication is received from the MSC in this wait state, the VLR checks whether authentication sets are available. If no sets are available the process Obtain_Authent_Sets_VLR is invoked to fetch authentication sets from the HLR. The "Null" exit is then used;
- if a MAP_NOTICE indication is received from the MSC in this wait state, the VLR closes the dialogue with the MSC, then checks whether authentication sets are available. If no sets are available the process Obtain_Authent_Sets_VLR is invoked to fetch authentication sets from the HLR. The "Null" exit is then used;
- if a MAP_AUTHENTICATE confirmation is received by the VLR, it checks whether the received Signed Result (SRES) is identical to the stored one (see GSM 03.20), or whether the received RES is identical to the stored XRES. If this is not the case, the "Illegal Subscriber" exit is used. If the SRES values or RES and XRES are identical, then the "OK" exit is used;
- before exit, the VLR may fetch a new set of triplets from the HLR. This is done by initiating a separate Obtain_Authent_Sets_VLR process described below.

The macro is described in figure 25.5/2.

25.5.3 Process Obtain_Authentication_Sets_VLR

This process is initiated by the VLR to fetch authentication vectors from a subscriber's HLR in a stand-alone, independent manner. The Obtain_Authent_Para_VLR macro described below is simply called; the process is described in figure 25.5/3.

25.5.4 Macro Obtain_Authent_Para_VLR

This macro is used by the VLR to request authentication vectors from the HLR. The macro proceeds as follows:

- a connection is opened, and a MAP_SEND_AUTHENTICATION_INFO request sent to the HLR;
- if the HLR indicates that a MAP version 1 or 2 dialogue is to be used, the VLR performs the equivalent MAP version 1 or 2 dialogue. which can return a positive result containing authentication sets, an empty positive result, or an error;
- if the dialogue opening fails, the "Procedure Error" exit is used. Otherwise, the VLR waits for the response from the HLR;
- if a MAP_SEND_AUTHENTICATION_INFO confirmation is received from the HLR, the VLR checks the received data.

One of the following positive responses may be received from a MAP version 1 or MAP version 2 dialogue with the HLR:

- Authentication triplets, in which case the outcome is successful;
- Empty response, in which case the VLR may re-use old triplets, if allowed by the PLMN operator.

If the VLR cannot re-use old triplets (or no such triplets are available) then the "Procedure Error" exit is used.

If the outcome was successful or re-use of old parameters in the VLR is allowed, then the "OK" exit is used.

If an "Unknown Subscriber" error is returned by the MAP version 1 or 2 dialogue, then the "Unknown Subscriber" exit is used.

In a MAP version 3 dialogue a (possibly empty) set of authentication vectors may be received from the HLR followed by a MAP_CLOSE_Indication or by a MAP_DELIMITER_Indication. If a MAP_DELIMITER_Indication is received, the VLR may request additional authentication vectors from the HLR by sending a new MAP_SEND_AUTHENTICATION_INFO_Request. If a MAP_CLOSE_Indication is received, and authentication vectors have been received during the dialogue, then the "OK" exit is used. If no authentication vectors have been received during the dialogue, the VLR checks whether old GSM Triplets are available and can be re-used. If so, the "OK" exit is used, otherwise the "Procedure Error" exit is used. Note that re-use of old UMTS Quintuplets is not allowed.

If in a MAP version 3 dialogue an "Unknown Subscriber" error is received, then the "Unknown Subscriber" exit is used. If other errors are received, the VLR checks whether old GSM Triplets are available and can be re-used. If so, the "OK" exit is used, otherwise the "Procedure Error" exit is used. Note that re-use of old UMTS Quintuplets is not allowed.

- if a MAP-U-ABORT, MAP_P-ABORT, MAP_NOTICE or unexpected MAP_CLOSE service indication is received from the MSC, then open connections are terminated, and the macro takes the "Null" exit;
- if a MAP-U-ABORT, MAP_P-ABORT or unexpected MAP_CLOSE service indication is received from the HLR, then the VLR checks whether old authentication parameters (GSM triplets) can be re-used. If old parameters cannot be re-used the macro takes the "Procedure Error" exit; otherwise it takes the "OK" exit; note that re-use of old UMTS Quintuplets is not allowed;
- if a MAP_NOTICE service indication is received from the HLR, then the dialogue with the HLR is closed. The VLR then checks whether old authentication parameters (GSM triplets) can be re-used. If old parameters cannot be re-used the macro takes the "Procedure Error" exit; otherwise it takes the "OK" exit; note that re-use of old UMTS Quintuplets is not allowed.

The macro is described in figure 25.5/4.

25.5.5 Process Obtain_Auth_Sets_HLR

Opening of the dialogue is described in the macro Receive_Open_Ind in subclause 25.1, with outcomes:

- reversion to version one or two procedure;
- procedure termination; or

- dialogue acceptance, with proceeding as below.

This process is used by the HLR to obtain authentication vectors from the AuC, upon request from the VLR or from the SGSN. The process acts as follows:

- a MAP_SEND_AUTHENTICATION_INFO indication is received by the HLR;
- the HLR checks the service indication for errors. If any, they are reported to the VLR or to the SGSN in the MAP_SEND_AUTHENTICATION_INFO response. If no errors are detected, authentication vectors are fetched from the AuC. Further details are found in GSM 03.20;
- if errors are detected they are reported to the VLR or to the SGSN in the MAP_SEND_AUTHENTICATION_INFO response. Otherwise the authentication vectors are returned.
- if segmentation of the response message is required and allowed, a MAP_SEND_AUTHENTICATION_INFO_response, containing at least one authentication vector, followed by a MAP_DELIMITER_request is returned to the VLR or SGSN, the remaining authentication vectors are stored and the HLR waits for a new service indication from the VLR or SGSN.

The process is described in figure 25.5/5.

Macrodefinition Authenticate_MSC

25.5_1(1)

Figure 25.5/1: Authentication macro in the MSC, relaying authentication indication from the VLR to the MS, and relaying the confirmation from the MSC to the VLR

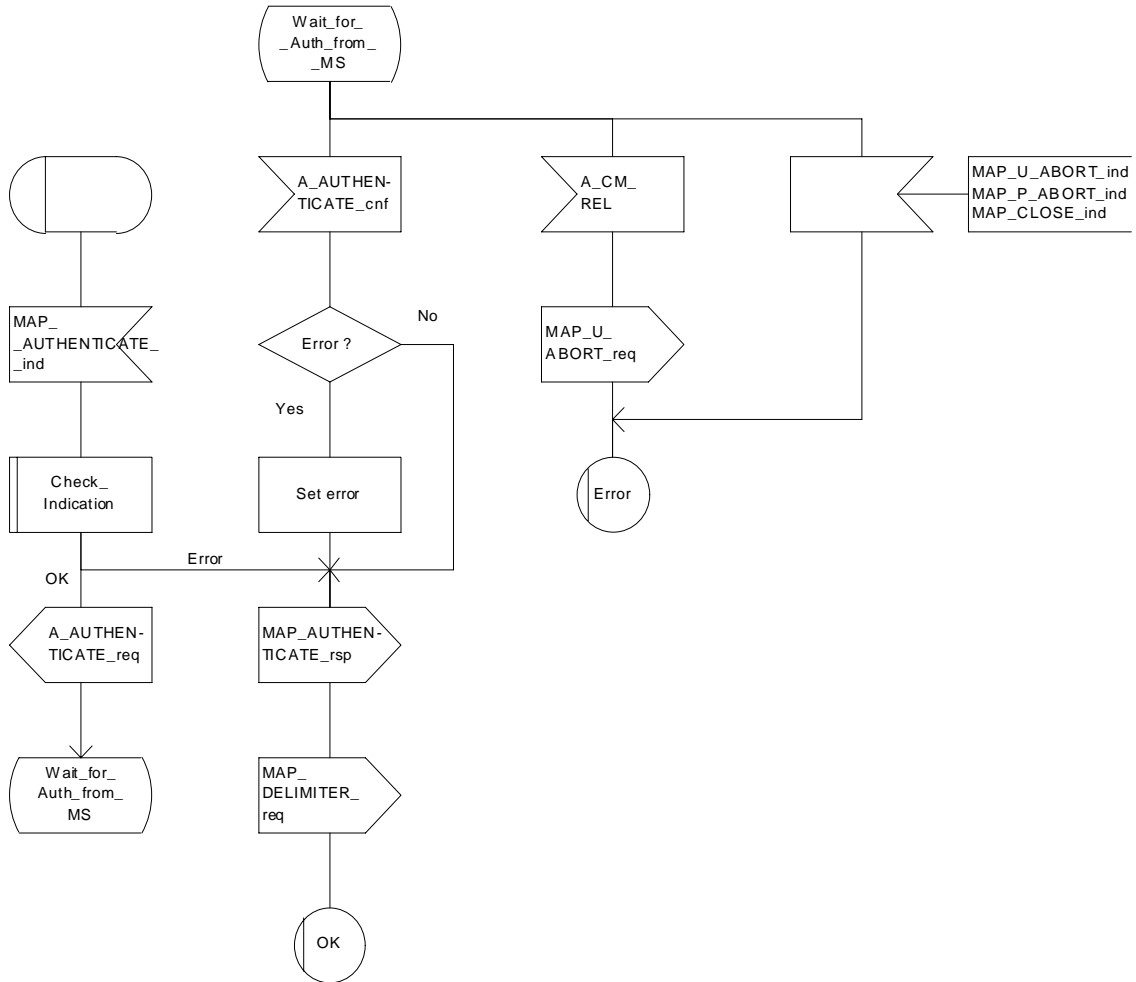


Figure 25.5/1: Macro Authenticate_MSC

Macrodefinition Authenticate_VLR

215_2(1)

Figure 25.5/2: Authentication macro in the VLR, controlling the authentication procedure towards the MSC/MS and obtaining authentication vectors from the HLR as applicable.

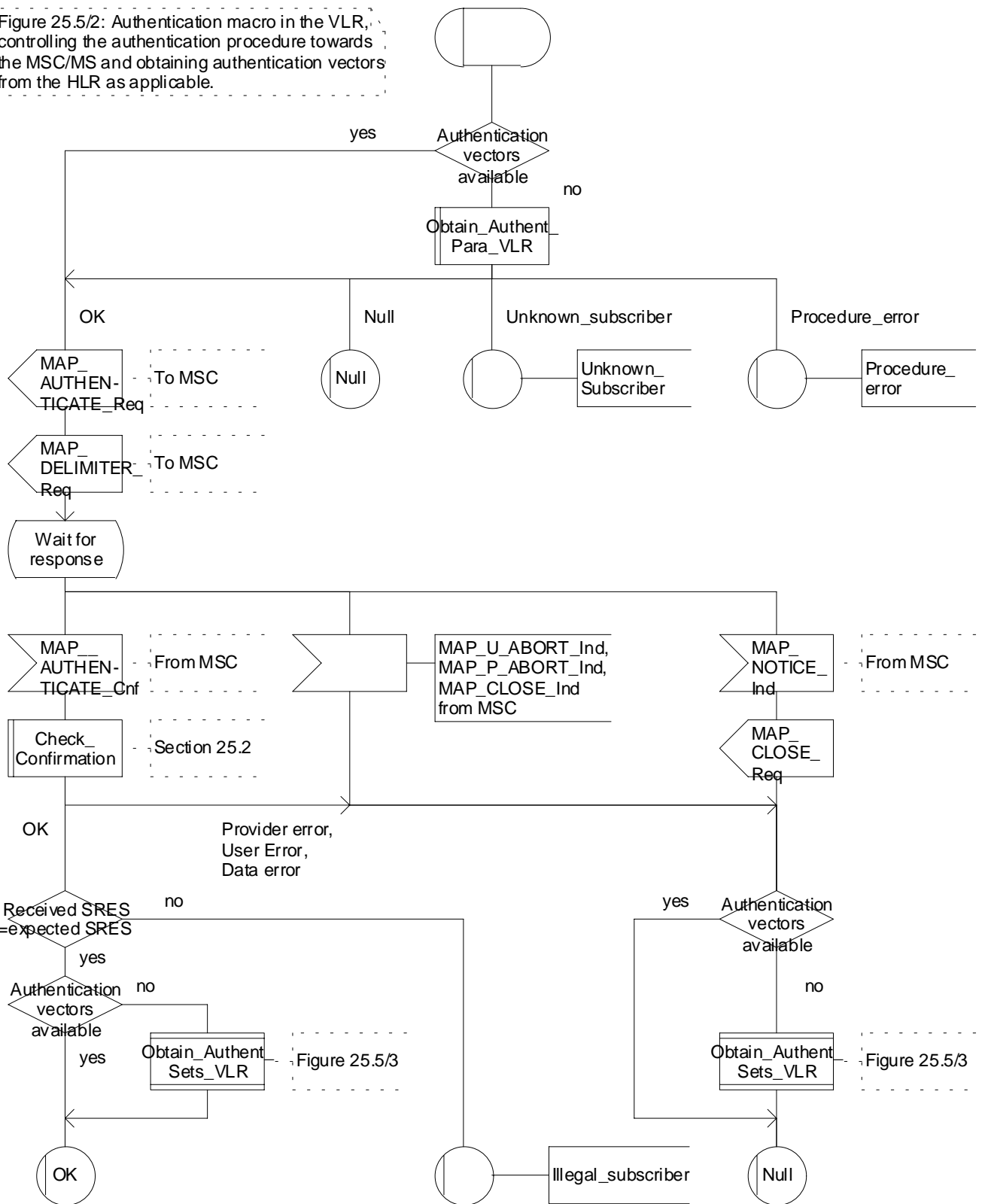


Figure 25.5/2: Macro Authenticate_VLR

Process Obtain_Authent_Sets_VLR

25.5_3(1)

Figure 25.5/3: Process to obtain authentication sets from the HLR to the VLR

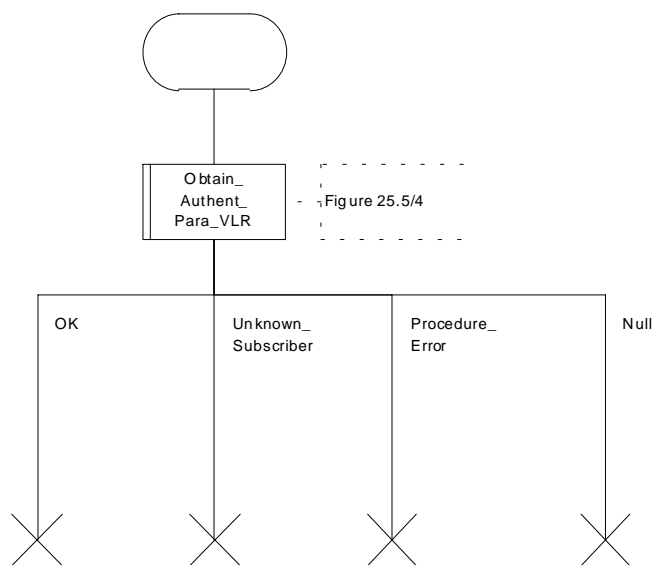


Figure 25.5/4

Figure 25.5/3: Process Obtain_Authentication_Sets_VLR

Macrodefinition OBTAIN_AUTHENT_PARA_VLR

1(3)

Figure 25.5/4: Macro to obtain authentication parameters from the HLR to the VLR

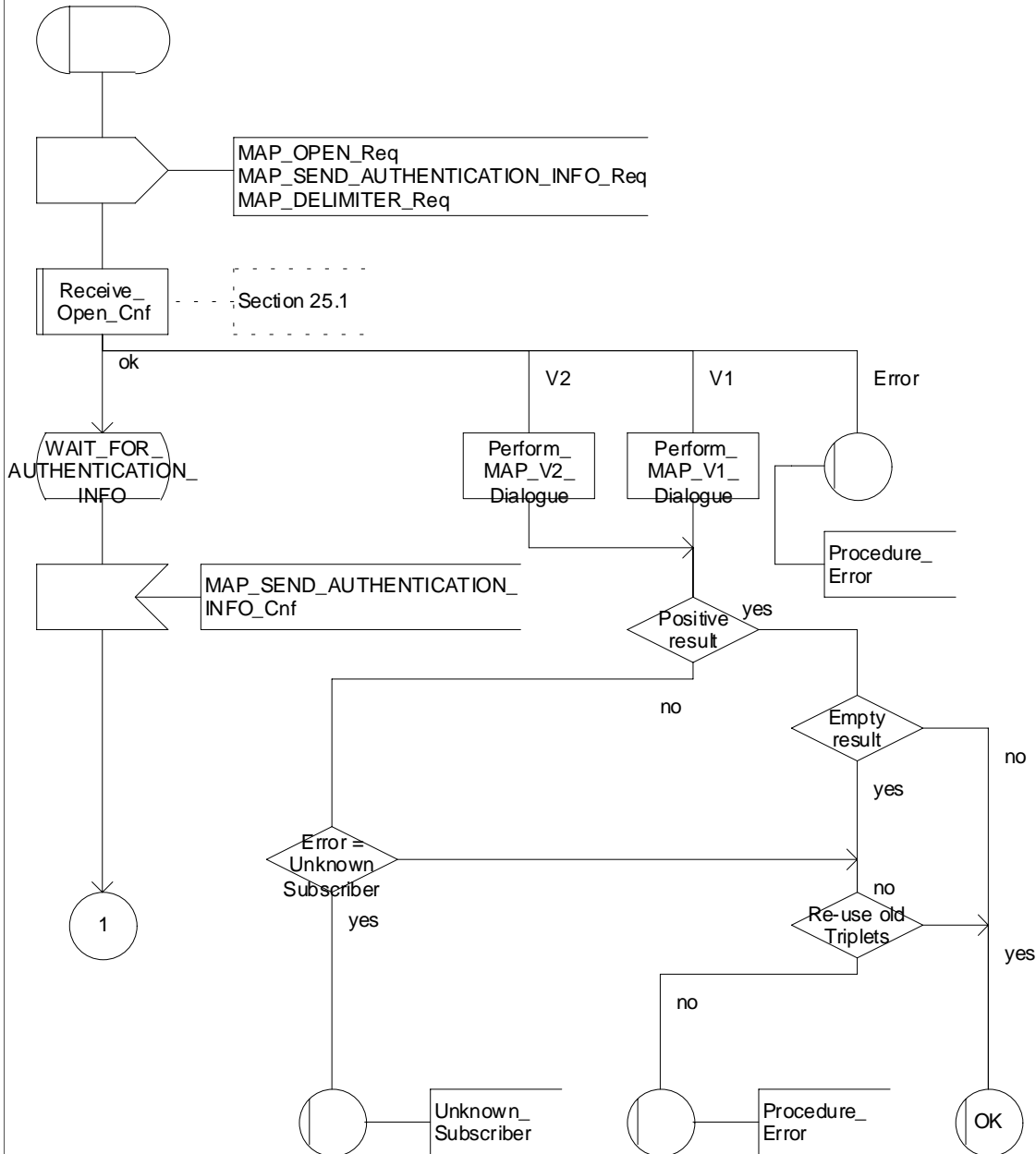


Figure 25.5/4 (sheet 1 of 3): Macro Obtain_Authent_Para_VLR

Macrodefinition OBTAIN_AUTHENT_PARA_VLR

2(3)

Figure 25.5/4: Macro to obtain authentication parameters from the HLR to the VLR

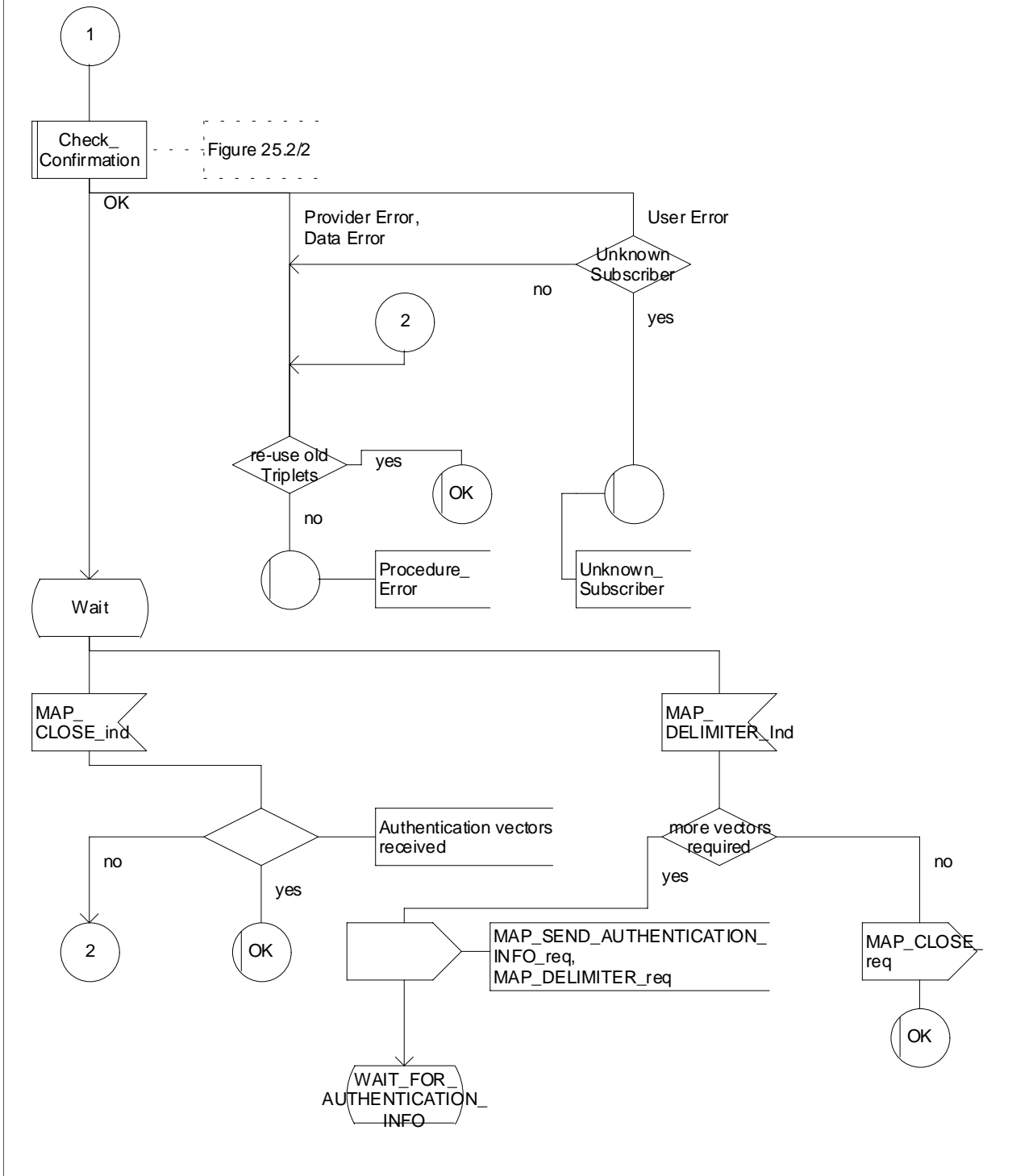


Figure 25.5/4 (sheet 2 of 3): Macro Obtain_Authent_Para_VLR

Macrodefinition OBTAIN_AUTHENT_PARA_VLR

3(3)

Figure 25.5/4: Macro to obtain authentication parameters from the HLR to the VLR

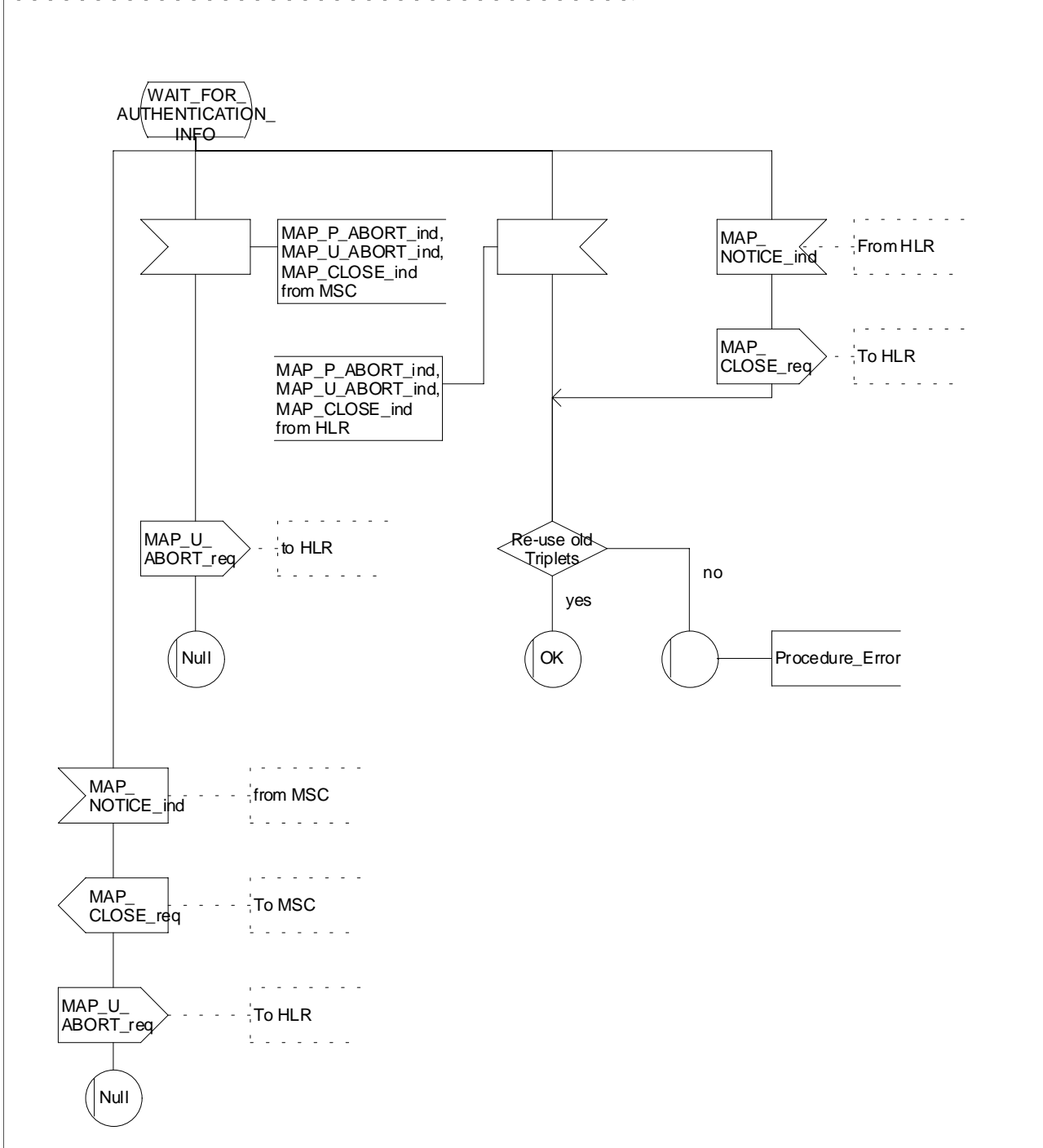


Figure 25.5/4 (sheet 3 of 3): Macro Obtain_Authent_Para_VLR

Process Obtain_Auth_Sets_HLR

1(2)

Figure 25.5/5: Process in the HLR to obtain authentication sets from the AuC and relay them to the VLR

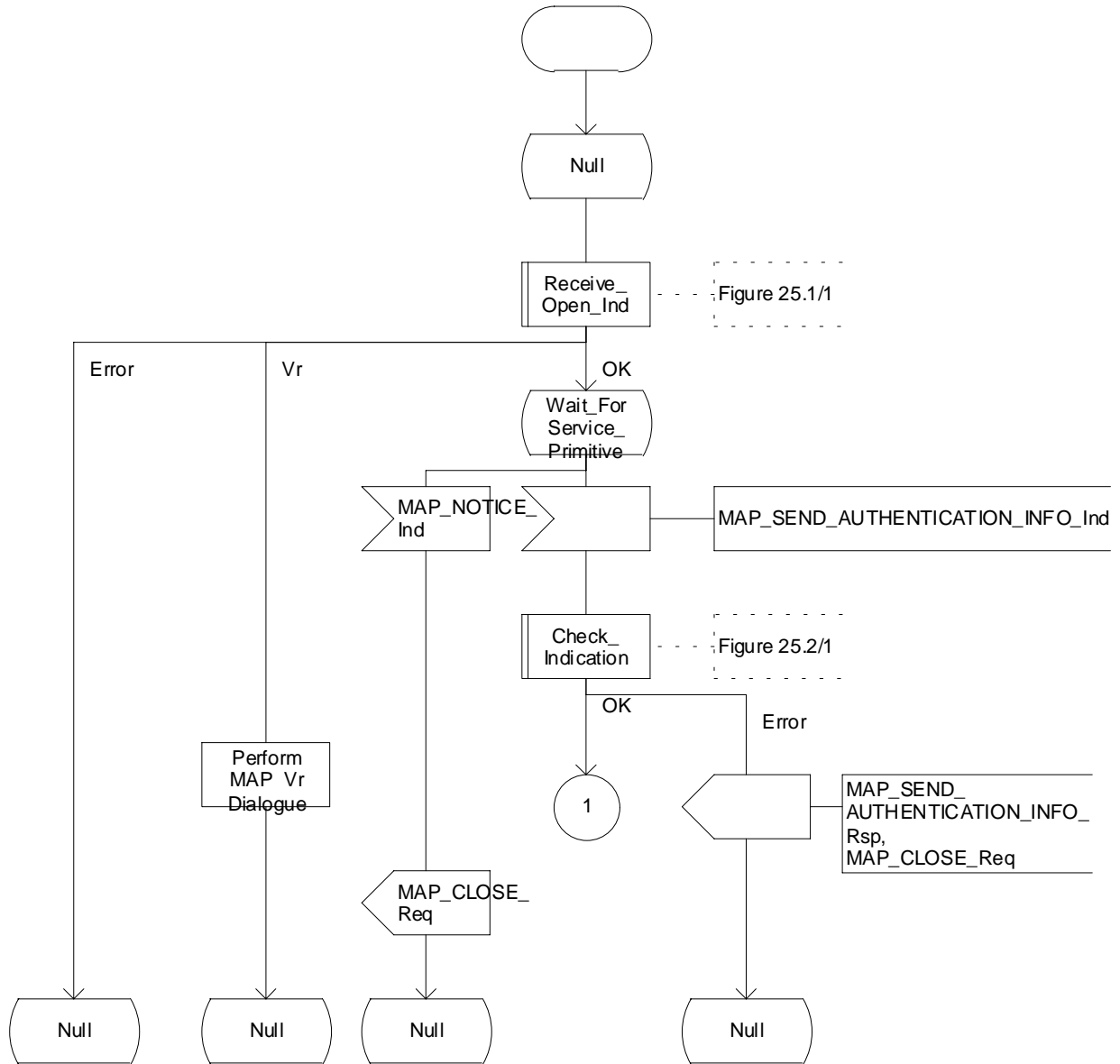


Figure 25.5/5 (sheet 1 of 2): Process Obtain_Auth_Sets_HLR

Process Obtain_Auth_Sets_HLR

2(2)

Figure 25.5/5: Process in the HLR to obtain authentication sets from the AuC and relay them to the VLR

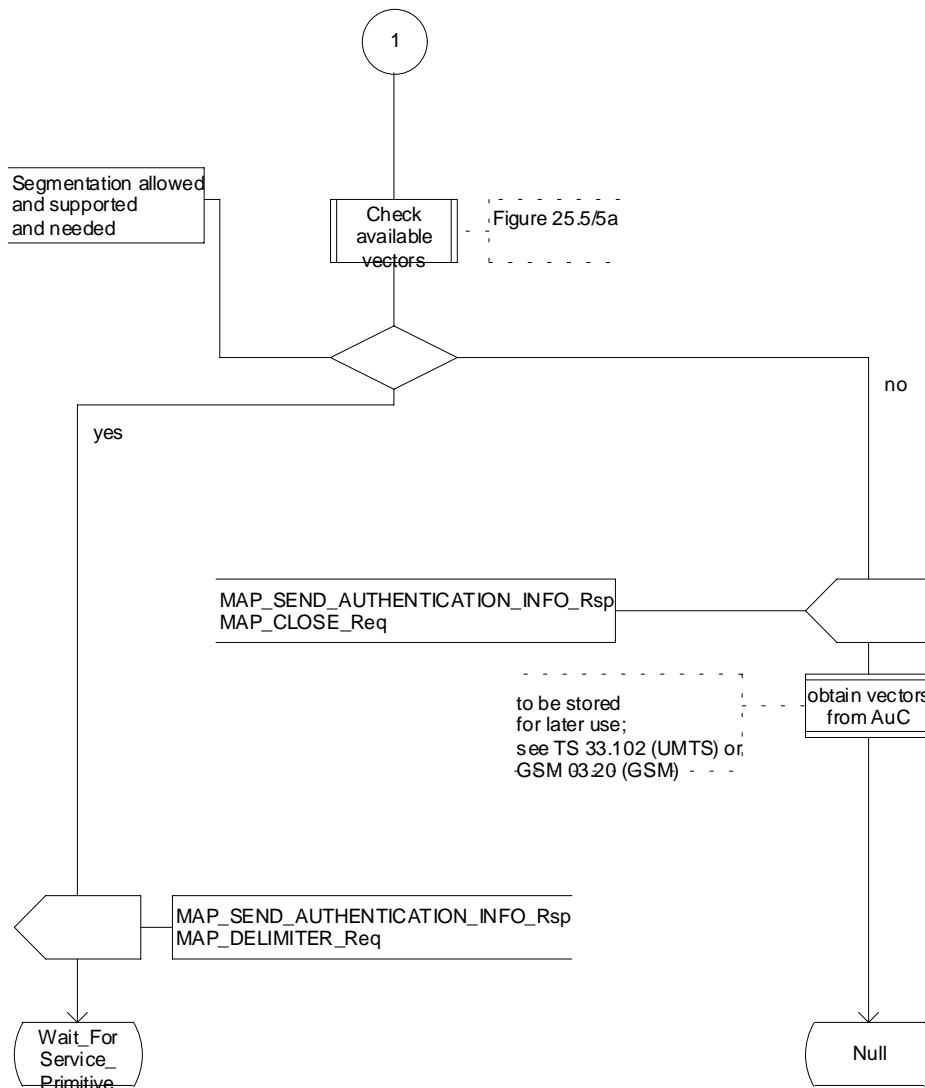


Figure 25.5/5 (sheet 2 of 2): Process Obtain_Auth_Sets_HLR

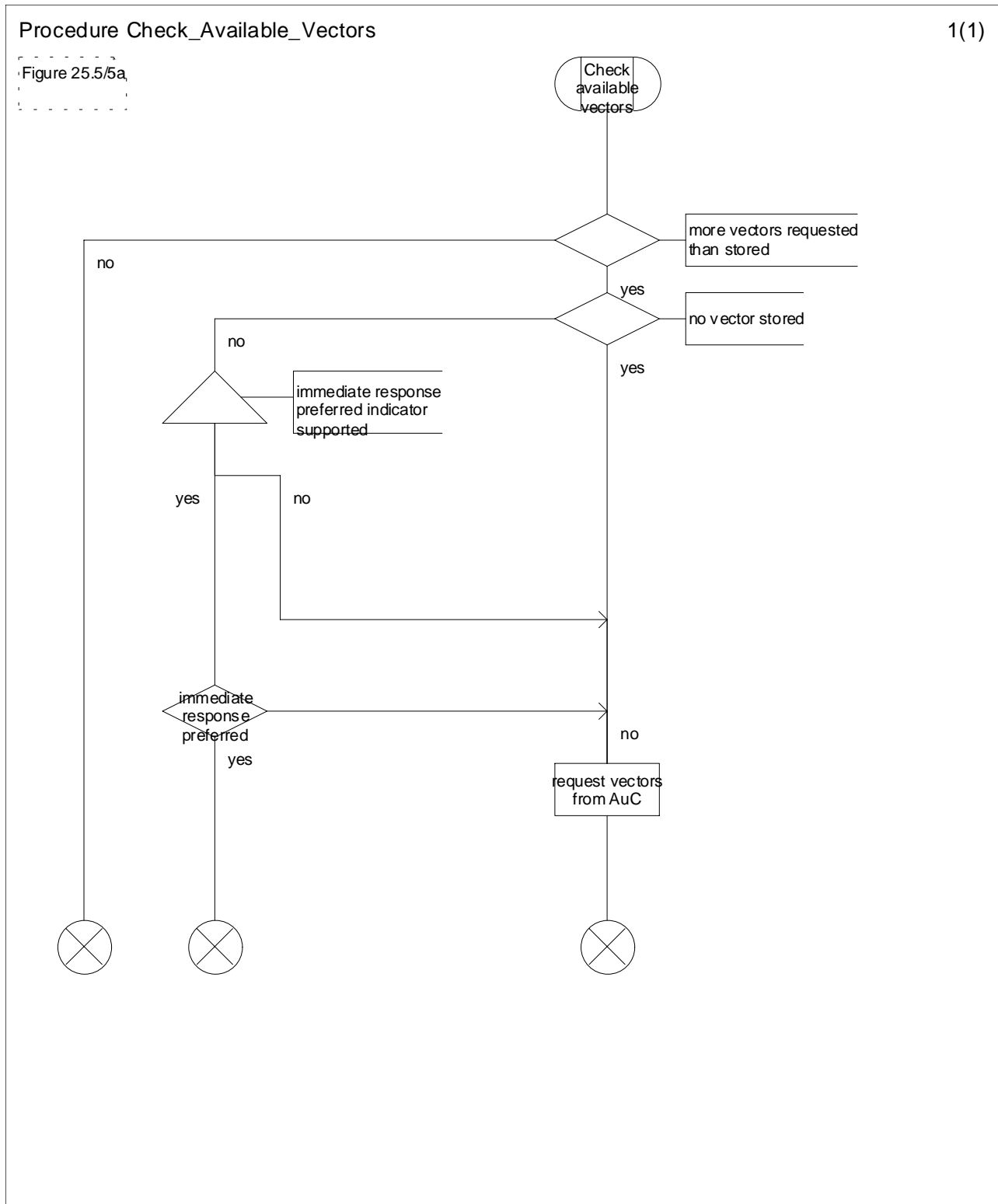


Figure 25.5/6: Procedure Check_Available_Vectors

25.5.6 Process Obtain_Authent_Para_SGSN

For authentication procedure description see GSM 03.60 and GSM 04.08.

This Process is used by the SGSN to request authentication vectors from the HLR. The Process proceeds as follows:

- a connection is opened, and a MAP_SEND_AUTHENTICATION_INFO request sent to the HLR;
- if the HLR indicates that a MAP version 1 or 2 dialogue is to be used, the SGSN performs the equivalent MAP version 1 or 2 dialogue. which can return a positive result containing authentication sets, an empty positive result, or an error;
- if the dialogue opening fails, the Authentication Parameters negative response with appropriate error is sent to the requesting process. Otherwise, the SGSN waits for the response from the HLR;
- if a MAP_SEND_AUTHENTICATION_INFO confirmation is received from the HLR, the SGSN checks the received data.

One of the following positive responses may be received from a MAP version 1 or MAP version 2 dialogue with the HLR:

- Authentication triplets, in which case the outcome is successful;
- Empty response, in which case the SGSN may re-use old triplets, if allowed by the PLMN operator.

If the SGSN cannot re-use old triplets (or no such triplets are available) then the Authentication Parameters negative response with appropriate error is sent to the requesting process.

If the outcome was successful or re-use of old parameters in the SGSN is allowed, then the Authentication Parameters response is sent to the requesting process

If an "Unknown Subscriber" error is included in the MAP_SEND_AUTHENTICATION_INFO confirm or is returned by the MAP version 1 dialogue, then the appropriate error is sent to the requesting process in the Authentication Parameters negative response

In a MAP version 3 dialogue a (possibly empty) set of authentication vectors may be received from the HLR followed by a MAP_CLOSE_Indication or by a MAP_DELIMITER_Indication. If a MAP_DELIMITER_Indication is received, the SGSN may request additional authentication vectors from the HLR by sending a new MAP_SEND_AUTHENTICATION_INFO_Request. If a MAP_CLOSE_Indication is received, and authentication vectors have been received during the dialogue, then the "OK" exit is used. If no authentication vectors have been received during the dialogue, the SGSN checks whether old GSM Triplets are available and can be re-used. If so, the "OK" exit is used, otherwise the "Procedure Error" exit is used. Note that re-use of old UMTS Quintuplets is not allowed.

If in a MAP version 3 dialogue an "Unknown Subscriber" error is received, then the "Unknown Subscriber" exit is used. If other errors are received, the SGSN checks whether old GSM Triplets are available and can be re-used. If so, the "OK" exit is used, otherwise the "Procedure Error" exit is used. Note that re-use of old UMTS Quintuplets is not allowed.

- if a MAP-U-ABORT, MAP_P_ABORT or unexpected MAP_CLOSE service indication is received from the HLR, then the SGSN checks whether old authentication parameters can be re-used. If old parameters cannot be re-used the Authentication Parameters negative response with appropriate error is sent to the requesting process.
- if a MAP_NOTICE service indication is received from the HLR, then the dialogue with the HLR is closed. The SGSN then checks whether old authentication parameters can be re-used. If old parameters cannot be re-used the process terminates and the Authentication Parameters negative response with appropriate error is sent to the requesting process; Otherwise the Authentication Parameters response is sent to requesting process.

The process is described in figure 25.5/6.

Process Obtain_Authent_Para_SGSN

1(2)

Figure 25.5/6: Process to obtain authentication parameters from the HLR to the SGSN

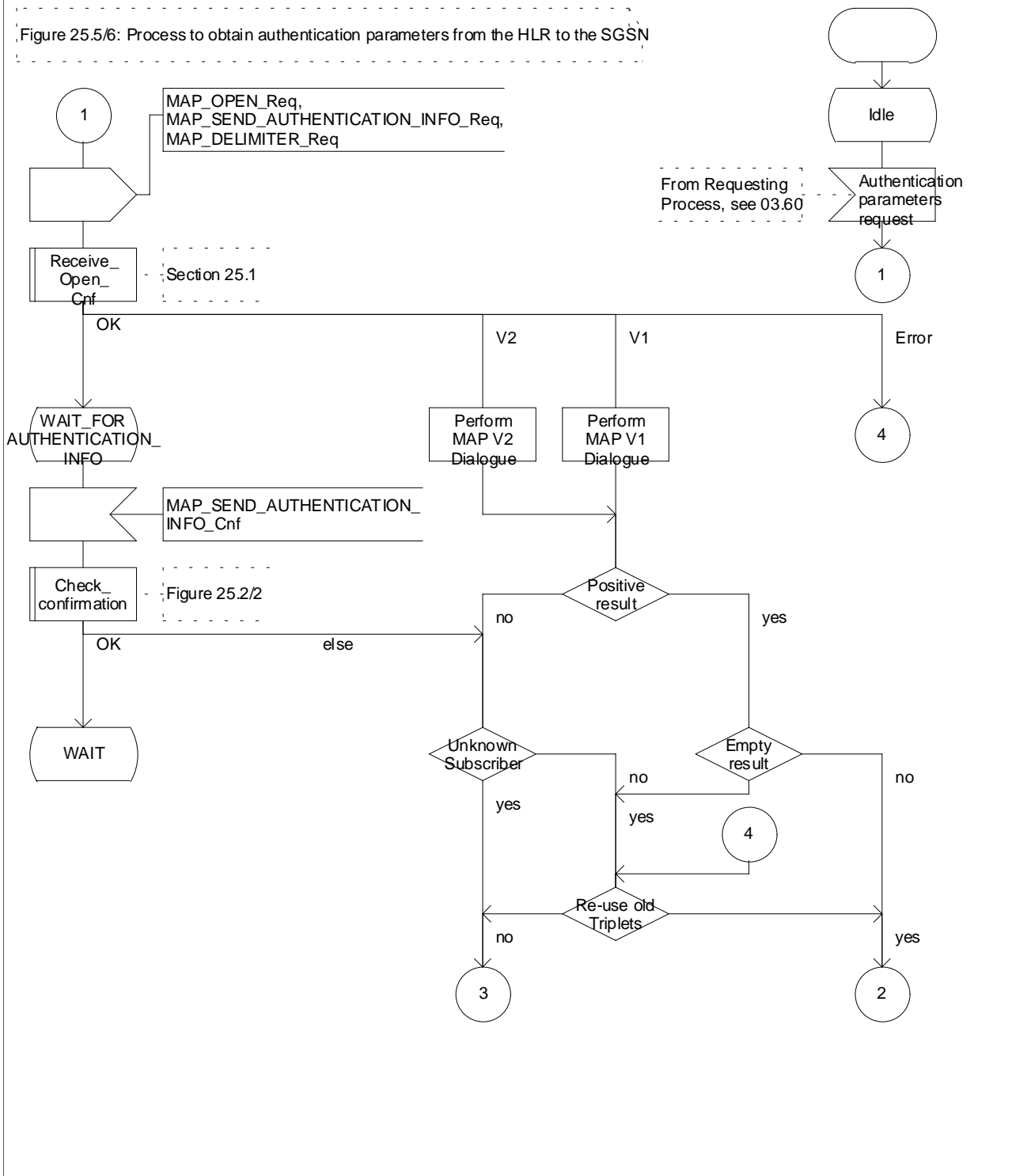


Figure 25.5/6 (sheet 1 of 2): Process Obtain_Authen_Para_SGSN

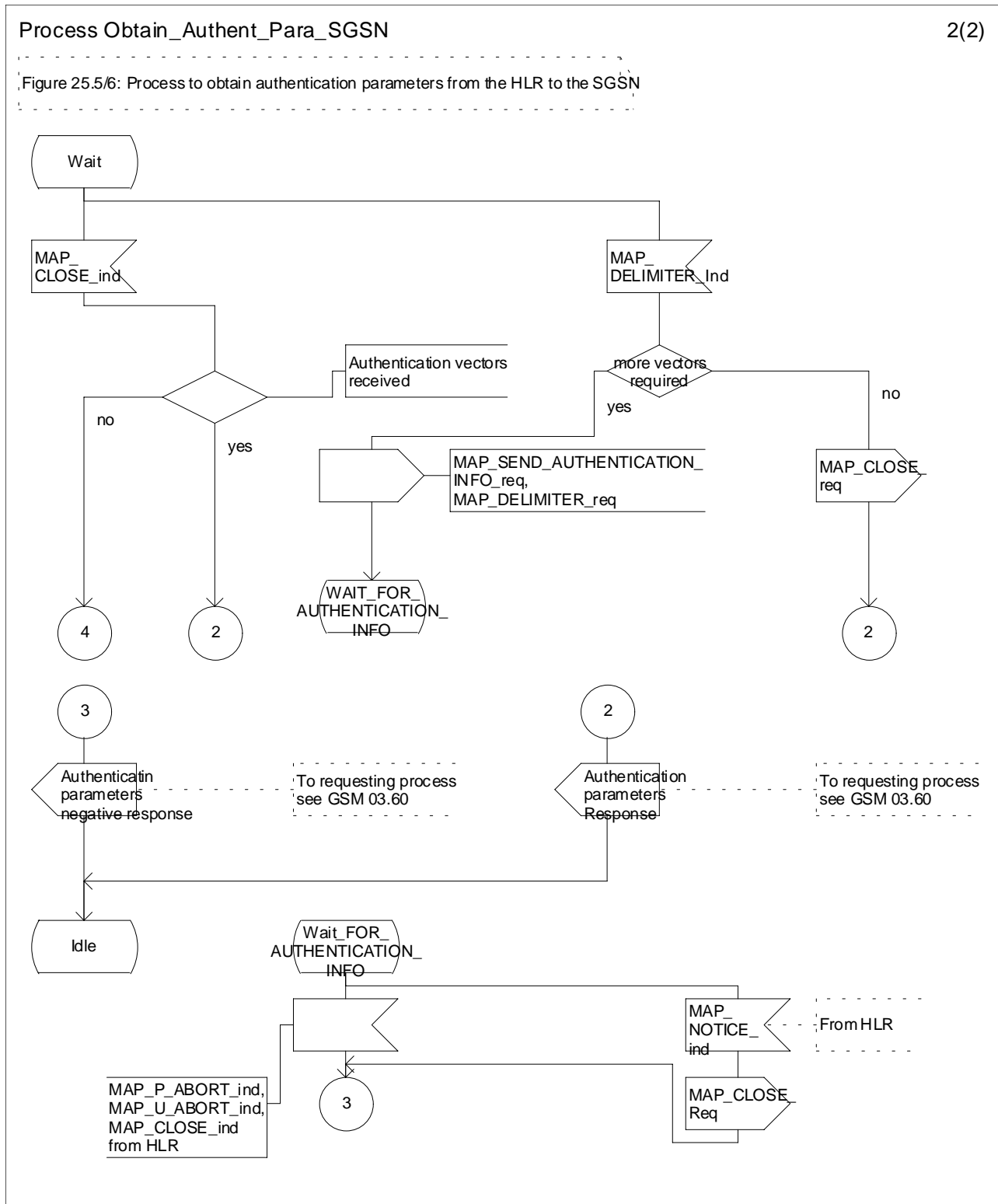


Figure 25.5/6 (sheet 2 of 2): Process Obtain_Authent_Para_SGSN

25.5.7 Process Authentication_Failure_Report

25.5.7.1 General

The Authentication Failure Report procedure is used to notify a HLR about the occurrence of an authentication failure in the SGSN or VLR.

The procedure is shown in figure 25.5/7.

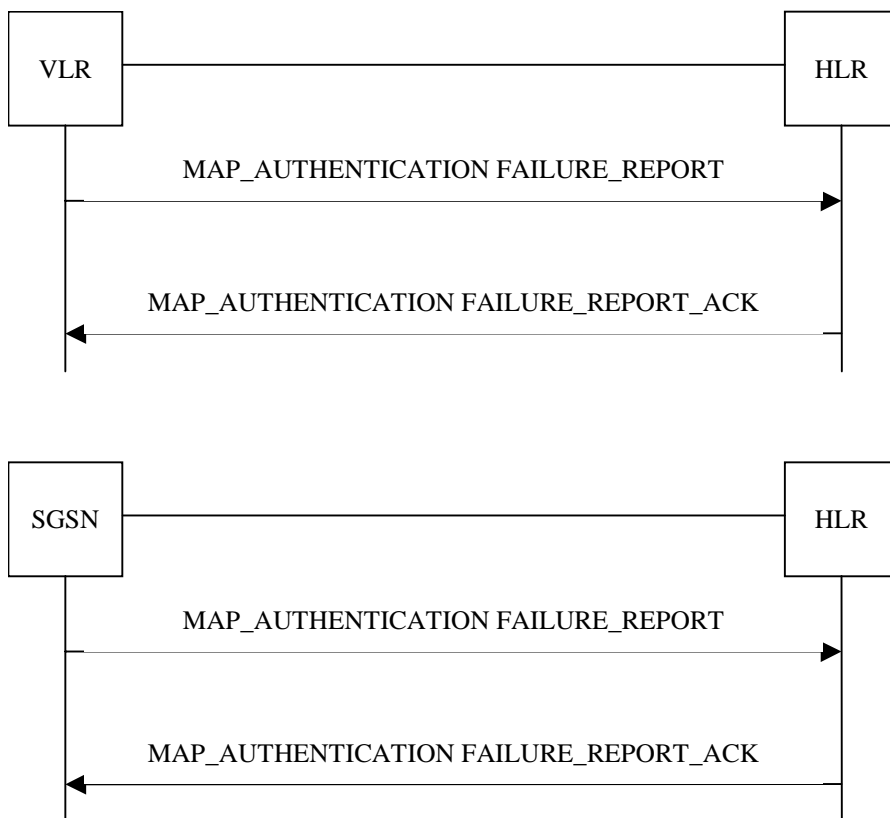


Figure 25.6/7: Message Flows to Authentication Failure Report

25.5.7.2 Process in the VLR

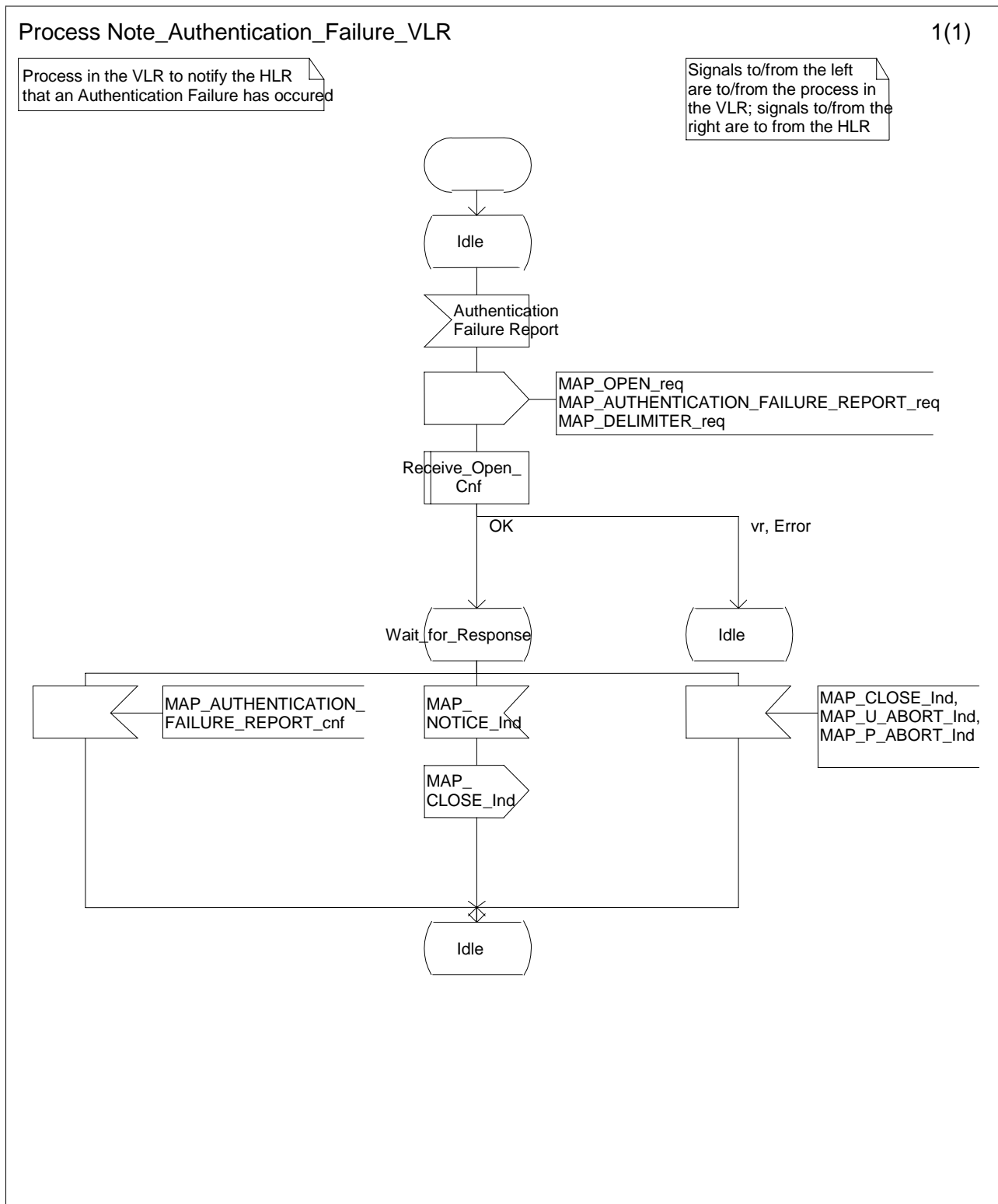


Figure 25.6/8: Process Note_Authentication_Failure_VLR

25.5.7.3 Process in the SGSN

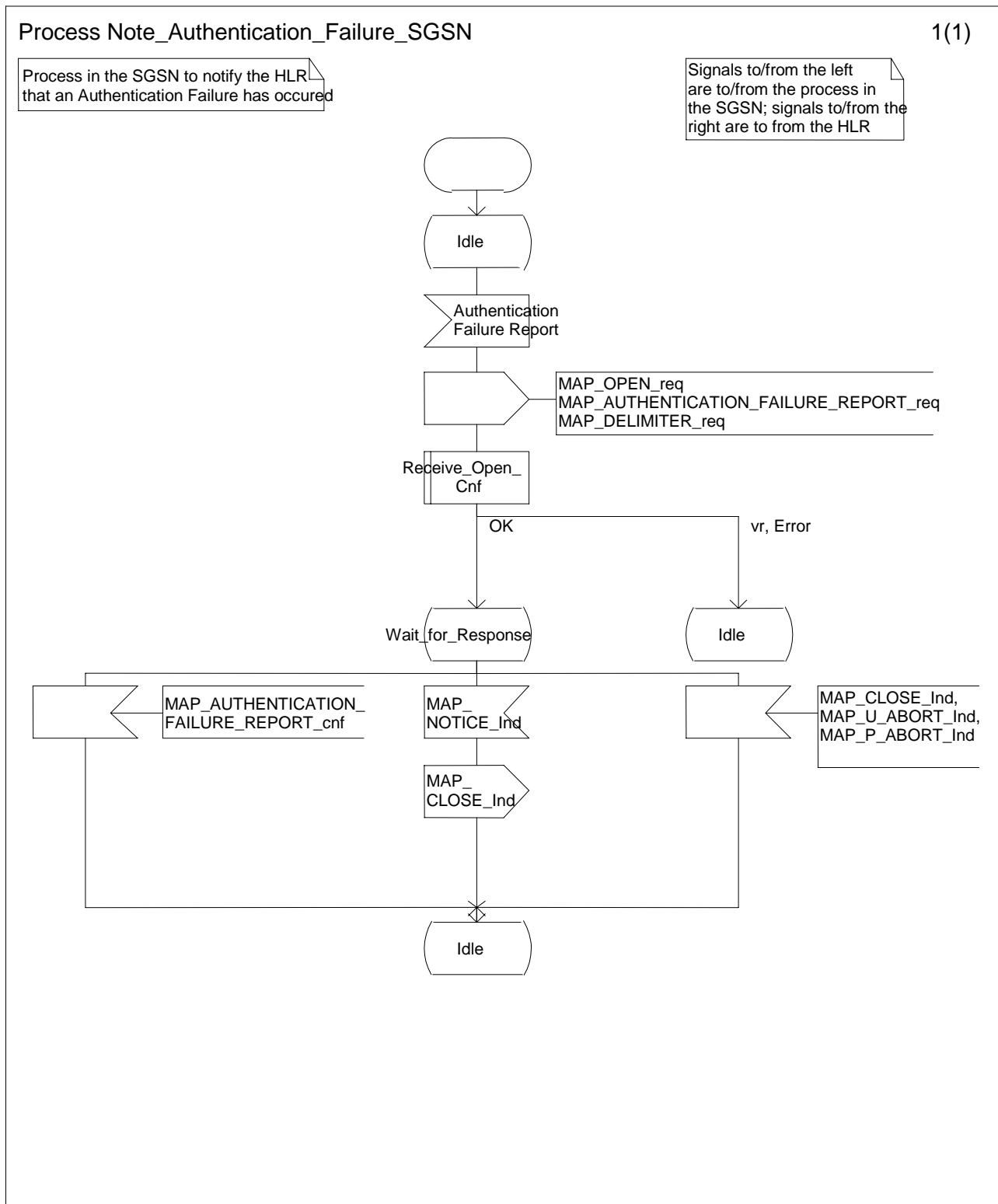


Figure 25.6/9: Process Note_Authentication_Failure_SGSN

25.5.7.4 Process in the HLR

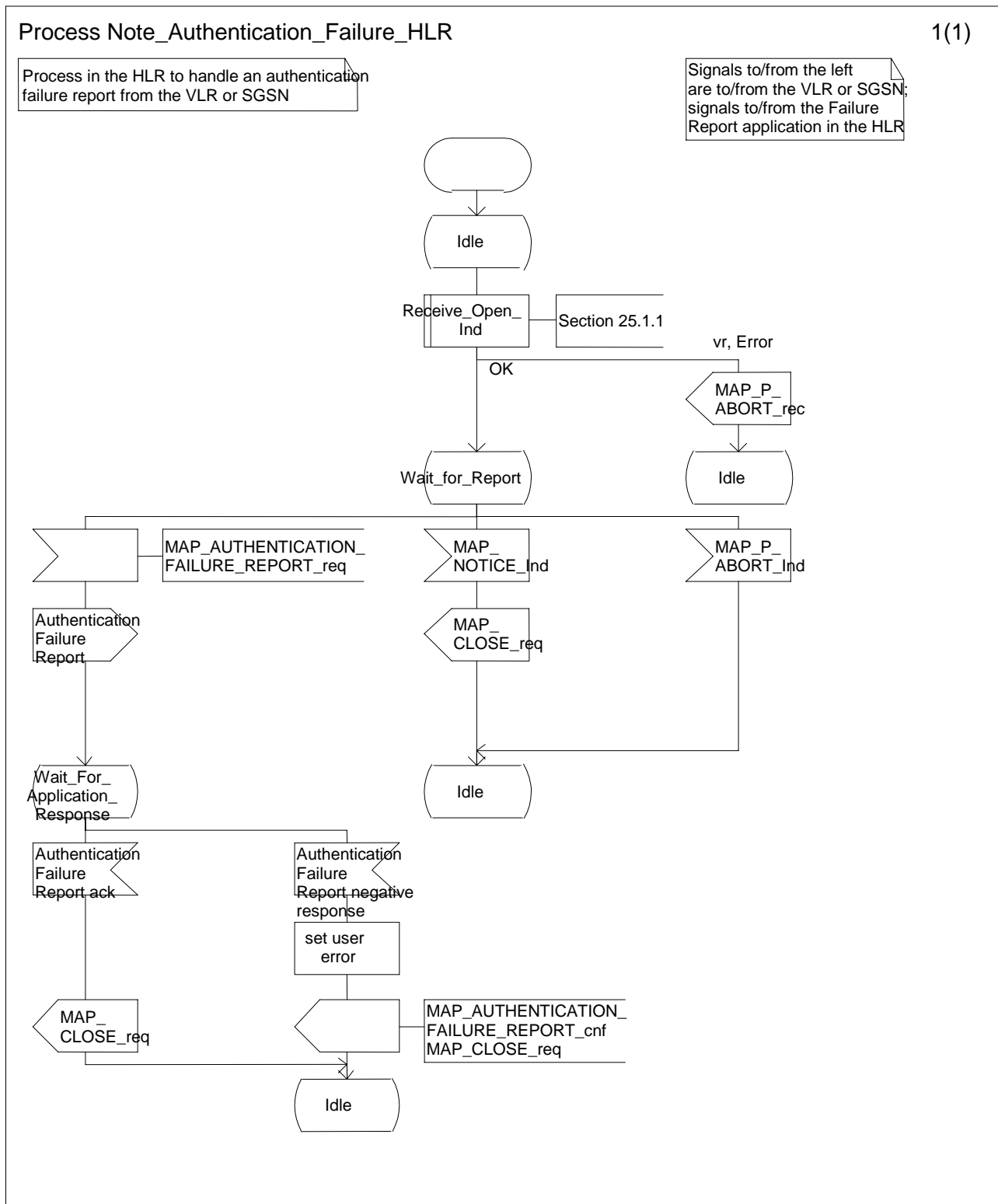


Figure 25.6/10: Process Note_Authentication_Failure_HLR

25.6 IMEI Handling Macros

The following macros are used in the GSM network in order to enable handling and checking of the mobile equipment identity.

25.6.1 Macro Check_IMEI_MSC

This macro is used by the MSC to receive a request from the VLR, relay it to the EIR, and pass the result from the EIR back to the VLR. The macro proceeds as follows:

- a MAP_CHECK_IMEI service indication containing only the Invoke Id is received from the VLR;
- if the IMEI is not available in the MSC, it is requested from the MS using the IDENTITY REQUEST message;
- if the MS releases the radio resources, a MAP_U_ABORT request indicating "Application procedure Cancellation" is sent to the VLR, and the "Error" exit of the macro is used;
- when the IMEI is known, a connection is set up towards the EIR, and a MAP_CHECK_IMEI service request is sent including the IMEI;
- if the opening of the dialogue fails, a System Failure is reported to the VLR. Otherwise, the MSC waits for a response from the EIR;
- when the MAP_CHECK_IMEI service confirm is received, it is checked for errors. Any errors discovered in the MSC lead to the System Failure error to be reported to the VLR in the MAP_CHECK_IMEI response. Any errors reported from the EIR are sent directly to the VLR in the MAP_CHECK_IMEI service response. If no errors are detected by or reported to the MSC, the IMEI is added to the MAP_CHECK_IMEI service response returned to the VLR. The "OK" exit is used in all cases;
- if a MAP_P_ABORT, MAP_U_ABORT, MAP_CLOSE or MAP_NOTICE service indication is received from the EIR, the MSC closes the transaction with the EIR (if necessary), reports a System Failure error back to the VLR in the MAP_CHECK_IMEI response, and uses the macro's "OK" exit;
- if a MAP_P_ABORT, MAP_U_ABORT, MAP_CLOSE or MAP_NOTICE indication is received from the VLR, the MSC closes the transaction with the VLR (if necessary) and aborts the connections towards the EIR and the MS; the macro takes the "Error" exit.

If the dialogue with the EIR drops back to version 1, the result or error returned by the EIR is checked. The use of the "Check_Confirmation" macro in the SDL diagram indicates that the checks carried out on the result returned by the EIR in a MAP v1 dialogue are functionally equivalent to those carried out on the parameters of the MAP_CHECK_IMEI confirm received from the EIR in a MAP v2 dialogue.

The macro is described in figure 25.6/1.

25.6.2 Macro Check_IMEI_VLR

This macro is used by the VLR to control the check of a mobile equipment's IMEI. The macro proceeds as follows:

- a MAP_CHECK_IMEI service request is sent to the MSC, including only the Invoke Id;
- the VLR then waits for the response from the MSC;
- if a MAP_CHECK_IMEI service confirm including either:
 - the IMEI and the Equipment Status; or
 - an error;
 is received, the VLR checks whether the response requires that an alarm be generated on the Operation and Maintenance interface. The criteria for such alarms are PLMN operator dependent;
- the VLR then checks whether the response from the MSC means that service is granted to the MS. The criteria for granting service depending on the equipment status or errors received in the MAP_CHECK_IMEI service response are also PLMN operator dependent;
- if a MAP_P_ABORT, MAP_U_ABORT, MAP_CLOSE or MAP_NOTICE indication is received from the MSC, then the MSC connection is closed (if necessary) and the macro takes the "Aborted" exit.

The macro is described in figure 25.6/2.

25.6.3 Process Check_IMEI_EIR

This process is used by the EIR to obtain the status of a piece of mobile equipment, upon request from the MSC or from the SGSN. The process acts as follows:

- a MAP_OPEN service indication is received (macro Receive_Open_Ind, subclause 25.1.1). If the dialogue opening fails, the process terminates;
- otherwise, a MAP_CHECK_IMEI indication is received by the EIR, containing the IMEI to be checked;
- the EIR checks the service indication for errors. If there are any, they are reported to the MSC or to the SGSN in the MAP_CHECK_IMEI response. If no errors are detected, the EIR data base function is interrogated for the status of the given equipment. Further details are found in GSM 02.16;
- the status of the equipment (white-listed, grey-listed, black-listed or unknown) is returned to the MSC or to the SGSN in the MAP_CHECK_IMEI service response;
- if a MAP_U_ABORT, MAP_P_ABORT, MAP_NOTICE or MAP_CLOSE indication is received from the MSC or from the SGSN at any time during this process, the process in the EIR terminates.

The process is described in figure 25.6/3.

25.6.4 Macro Obtain_IMEI_MSC

This macro is used by the MSC to respond to a request from the VLR to provide the IMEI. The macro proceeds as follows:

- a MAP_OBTAIN_IMEI service indication containing only the Invoke Id is received from the VLR;
- if the IMEI is not available in the MSC, it is requested from the MS using the IDENTITY REQUEST message;
- when the IMEI is known, it is returned to the VLR in the MAP_OBTAIN_IMEI service response. The macro terminates at the "OK" exit;
- if the IMEI cannot be obtained by the MSC, the System Failure error is reported back to the VLR in the MAP_OBTAIN_IMEI service response. The macro terminates at the "OK" exit;
- if a MAP_P_ABORT, MAP_U_ABORT or MAP_CLOSE indication is received from the VLR, the macro terminates at the "Error" exit.

The macro is described in figure 25.6/4.

25.6.5 Macro Obtain_IMEI_VLR

This macro is used by the VLR to obtain the IMEI from the MSC, e.g. to enable handling of emergency calls in case of authentication failure (in which case the IMEI may be used by some operators as an alternative to the IMSI). It proceeds as follows:

- the MAP_OBTAIN_IMEI service request is sent to the MSC, including only the Invoke Id;
- the VLR then waits for the response from the MSC;
- if the IMEI is received in the MAP_OBTAIN_IMEI service response, the macro terminates at the "OK" exit;
- if the System Failure error is reported in the MAP_OBTAIN_IMEI service response, the "Error" exit is used;
- if the MSC terminates the dialogue using a MAP_P_ABORT, MAP_U_ABORT, MAP_CLOSE or MAP_NOTICE service indication, the necessary connections are released, and the "Aborted" exit is used for termination of the macro.

The macro is shown in figure 25.6/5.

Macrodefinition Check_IMEI_MSC

25.6_1.1(2)

Figure 25.6/1: Check IMEI macro in the MSC, relaying the IMEI check indication from the VLR to the MSC and relaying the confirmation from the EIR to the VLR

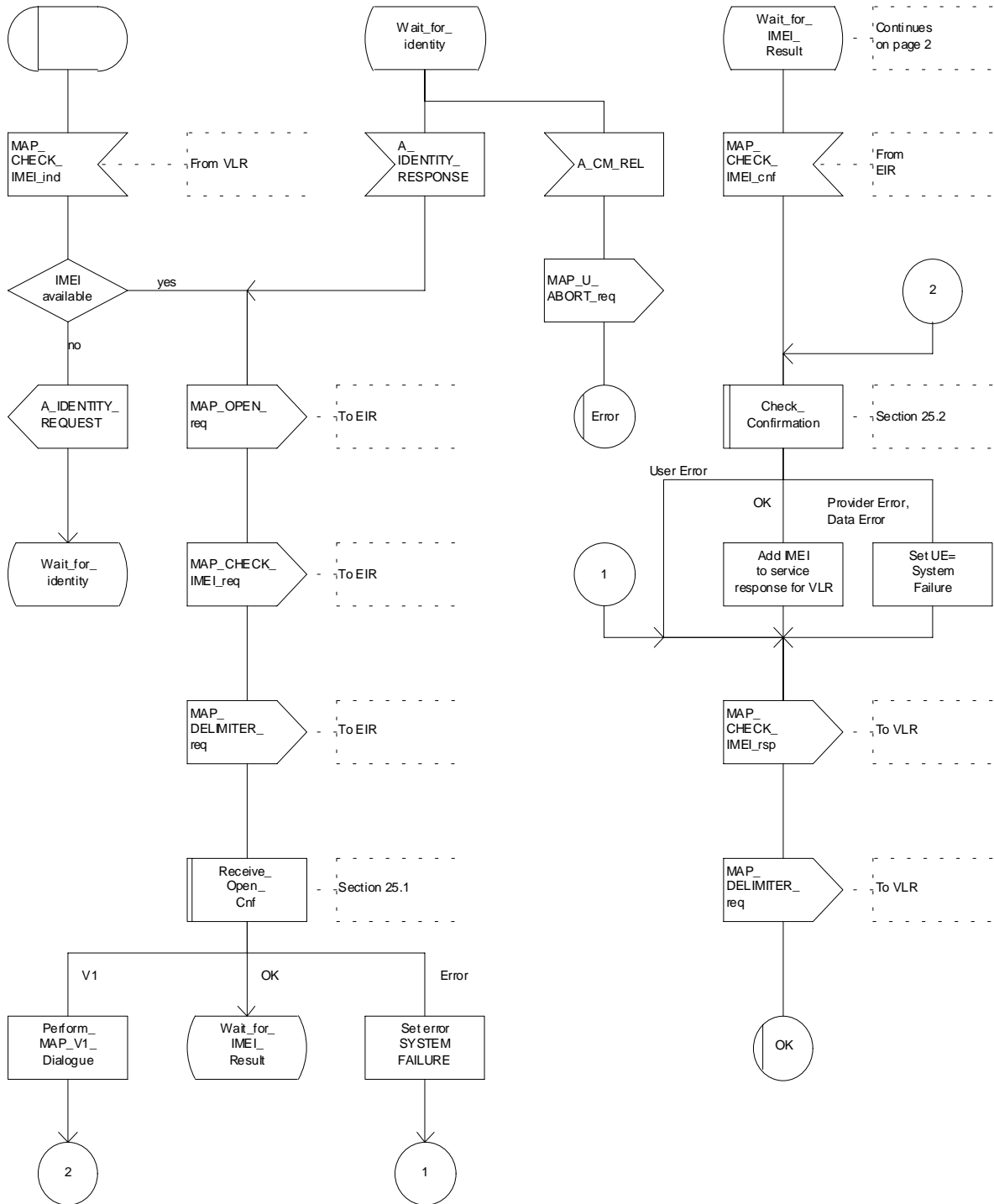


Figure 25.6/1 (sheet 1 of 2): Process Check_IMEI_MSC

Macrodefinition Check_IMEI_MSC

25.6_1.2(2)

Figure 25.6/1: Check IMEI macro in the MSC, relaying the IMEI check indication from the VLR to the MSC and relaying the confirmation from the EIR to the VLR

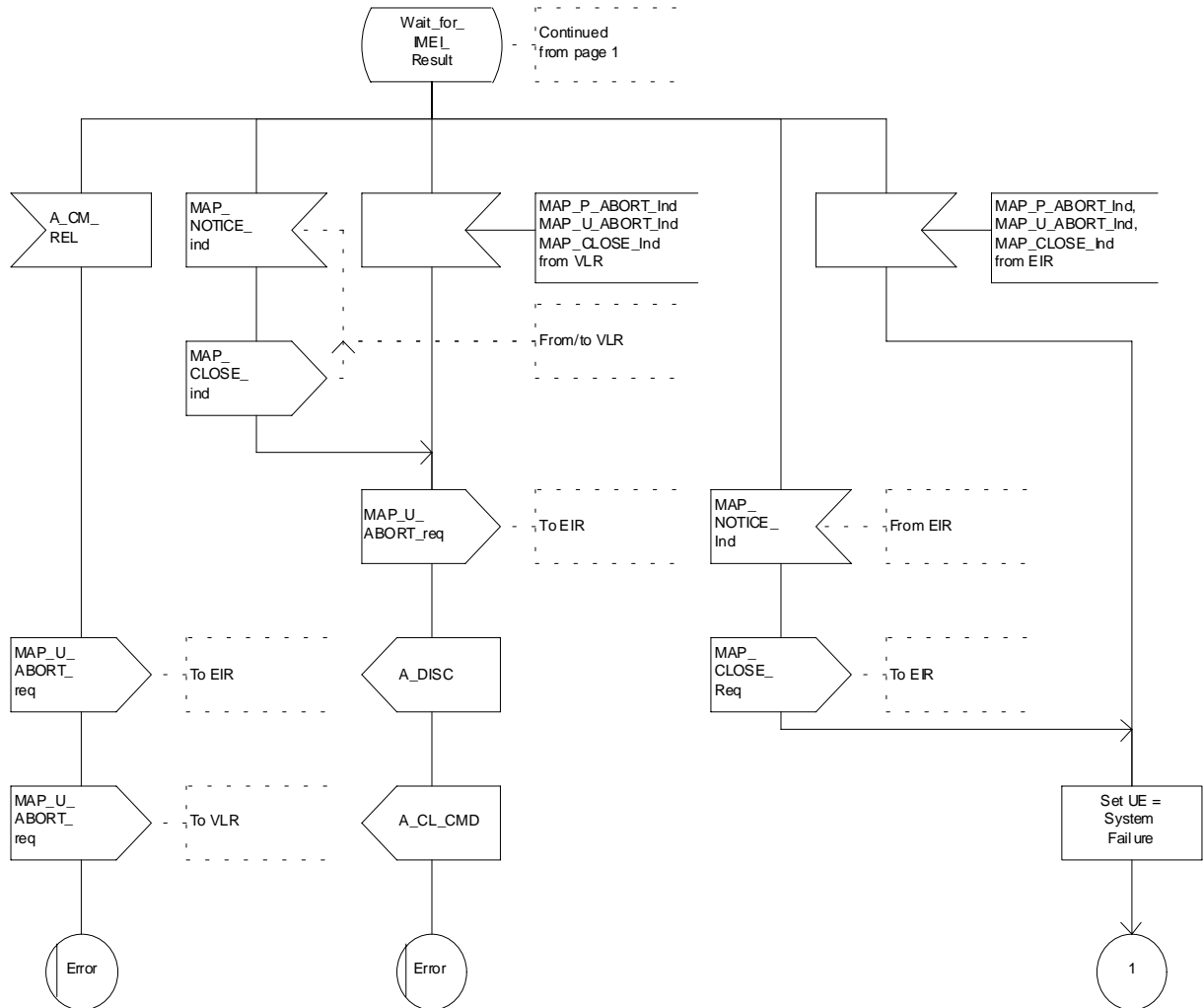


Figure 25.6/1 (sheet 2 of 2): Process Check_IMEI_MSC

Macrodefinition Check_IMEI_VLR

25.6_2(1)

Figure 25.6/2: Check IMEI macro in the VLR, containing the request towards the MSC/EIR

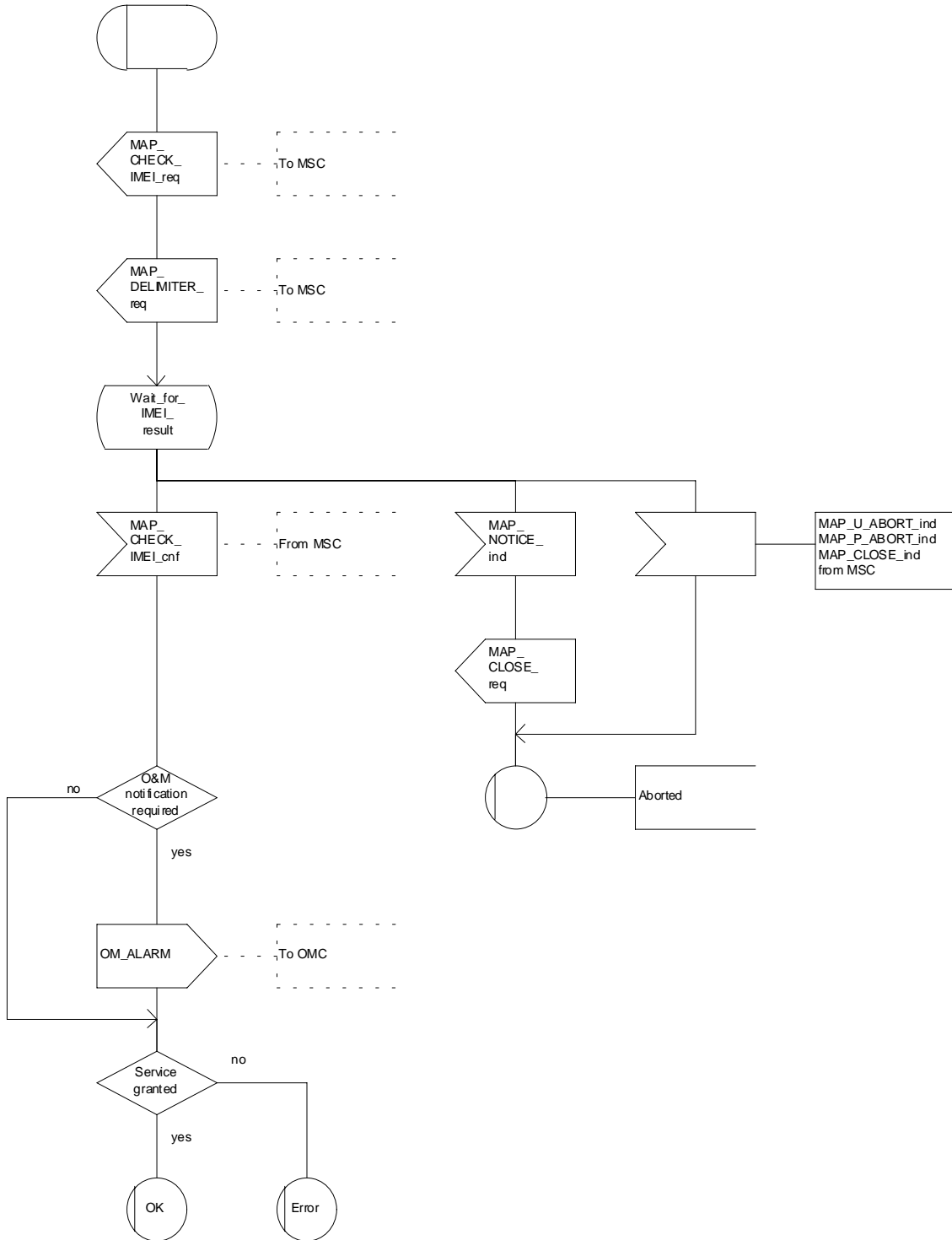


Figure 25.6/2: Process Check_IMEI_VLR

Process Check_IMEI_EIR

25.6_3(1)

Figure 25.6/3: The process in the EIR to check an IMEI

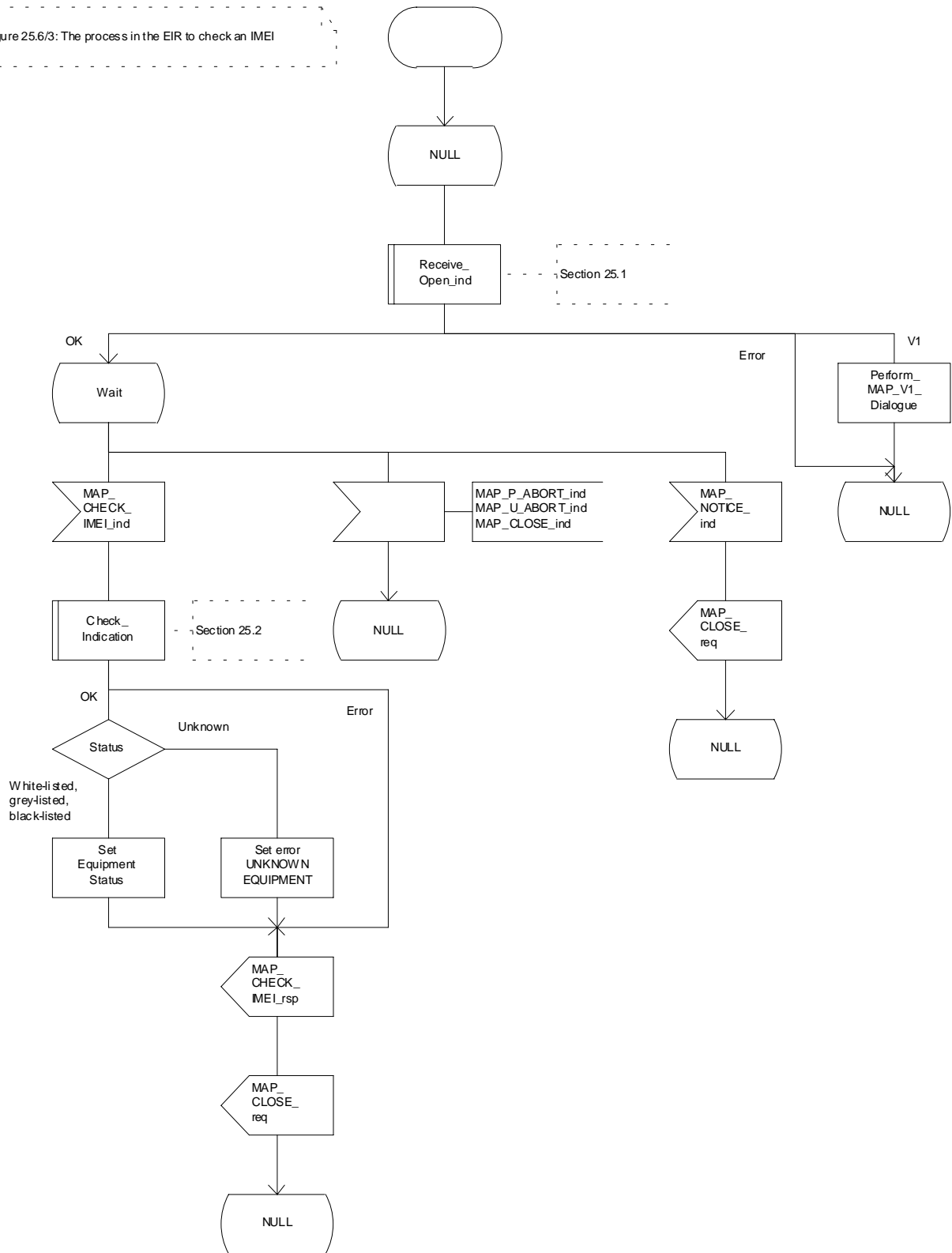


Figure 25.6/3: Process Check_IMEI_EIR

Macrodefinition Obtain_IMEI_MSC

25.6_4(1)

Figure 25.6/4: Obtain IMEI macro in the MSC, receiving the Obtain_IMEI indication from the VLR to the MSC and returning the confirmation to the VLR

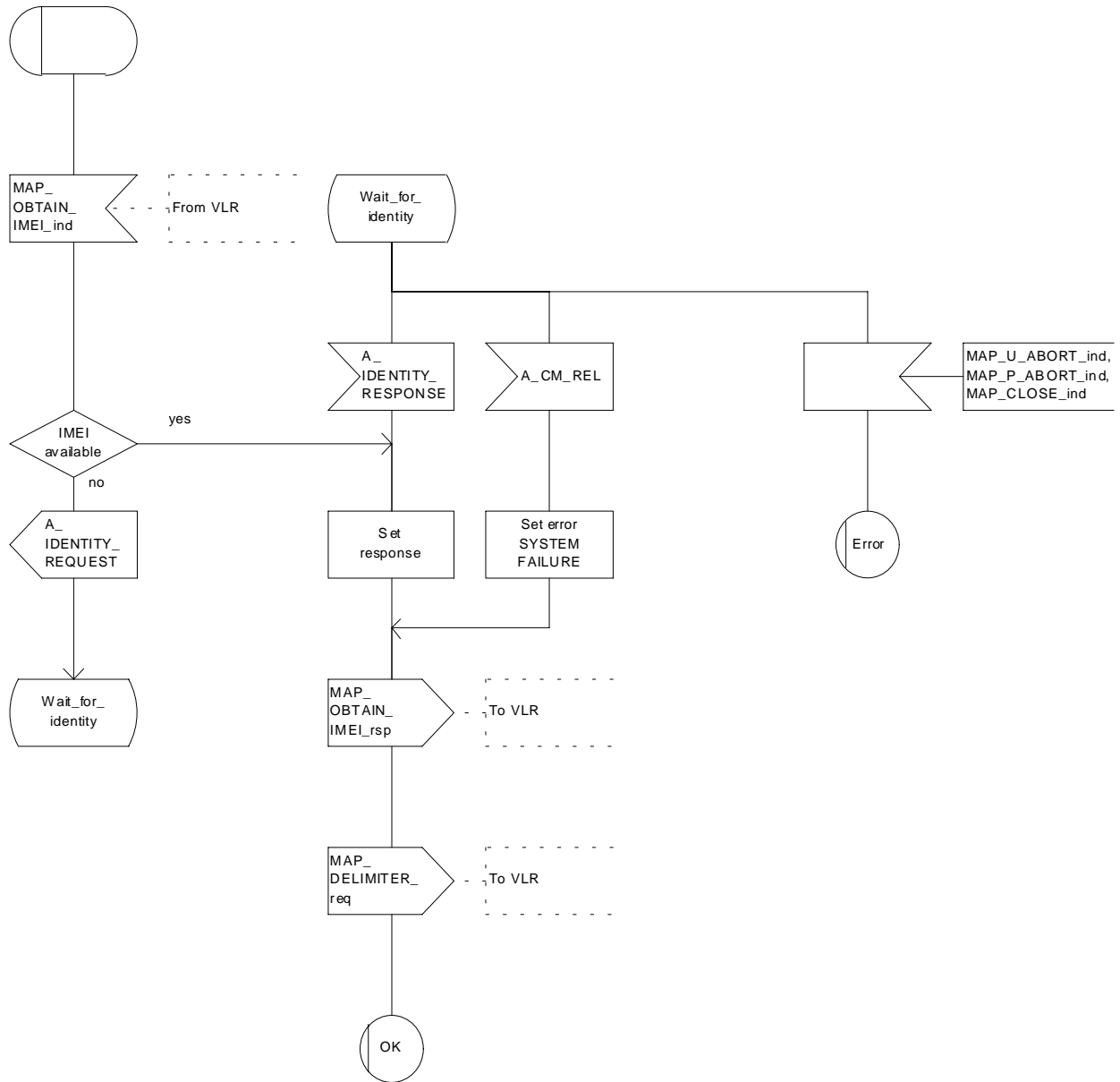


Figure 25.6/4: Process Obtain_IMEI_MSC

Macrodefinition Obtain_IMEI_VLR

25.6_5(1)

Figure 25.6/5: Obtain IMEI macro in the VLR, controlling the request towards the MSC

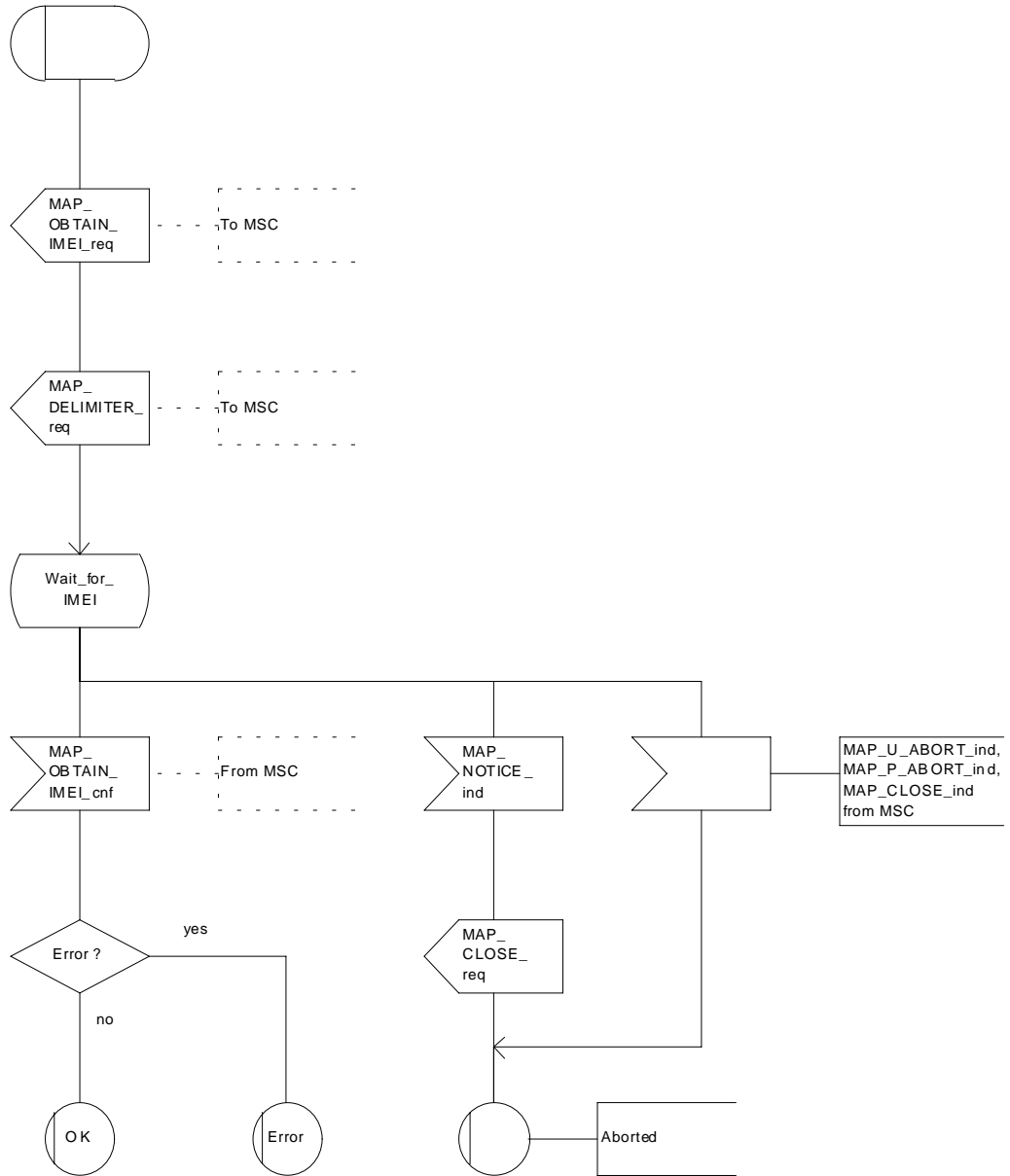


Figure 25.6/5: Process Obtain_IMEI_VLR

25.6.6 Process Check_IMEI_SGSN

This process is used by the SGSN to control the check of a mobile equipment's IMEI. The process proceeds as follows:

- if the MS does not complete successfully the procedure, the "Error" exit of the macro is used;
- when the IMEI is known, a connection is set up towards the EIR, and a MAP_CHECK_IMEI service request is sent including the IMEI;
- if the opening of the dialogue fails, a System Failure is set. Otherwise, the SGSN waits for a response from the EIR;
- if a MAP_CHECK_IMEI service confirm including either:
 - the IMEI and the Equipment Status; or
 - an error;is received, the SGSN checks whether the response requires that an alarm be generated on the Operation and Maintenance interface. The criteria for such alarms are PLMN operator dependent;
- the SGSN then checks whether the response from the EIR means that service is granted to the MS. The criteria for granting service depending on the equipment status or errors received in the MAP_CHECK_IMEI service response are also PLMN operator dependent;

If the dialogue with the EIR drops back to version 1, the result or error returned by the EIR is checked. The use of the "Check_Confirmation" macro in the SDL diagram indicates that the checks carried out on the result returned by the EIR in a MAP v1 dialogue are functionally equivalent to those carried out on the parameters of the MAP_CHECK_IMEI confirm received from the EIR in a MAP v2 dialogue.

The process is described in figure 25.6/6.

Process Check_IMEI_SGSN

25.6_6.1(2)

Figure 25.6/6: Check IMEI process in the SGSN

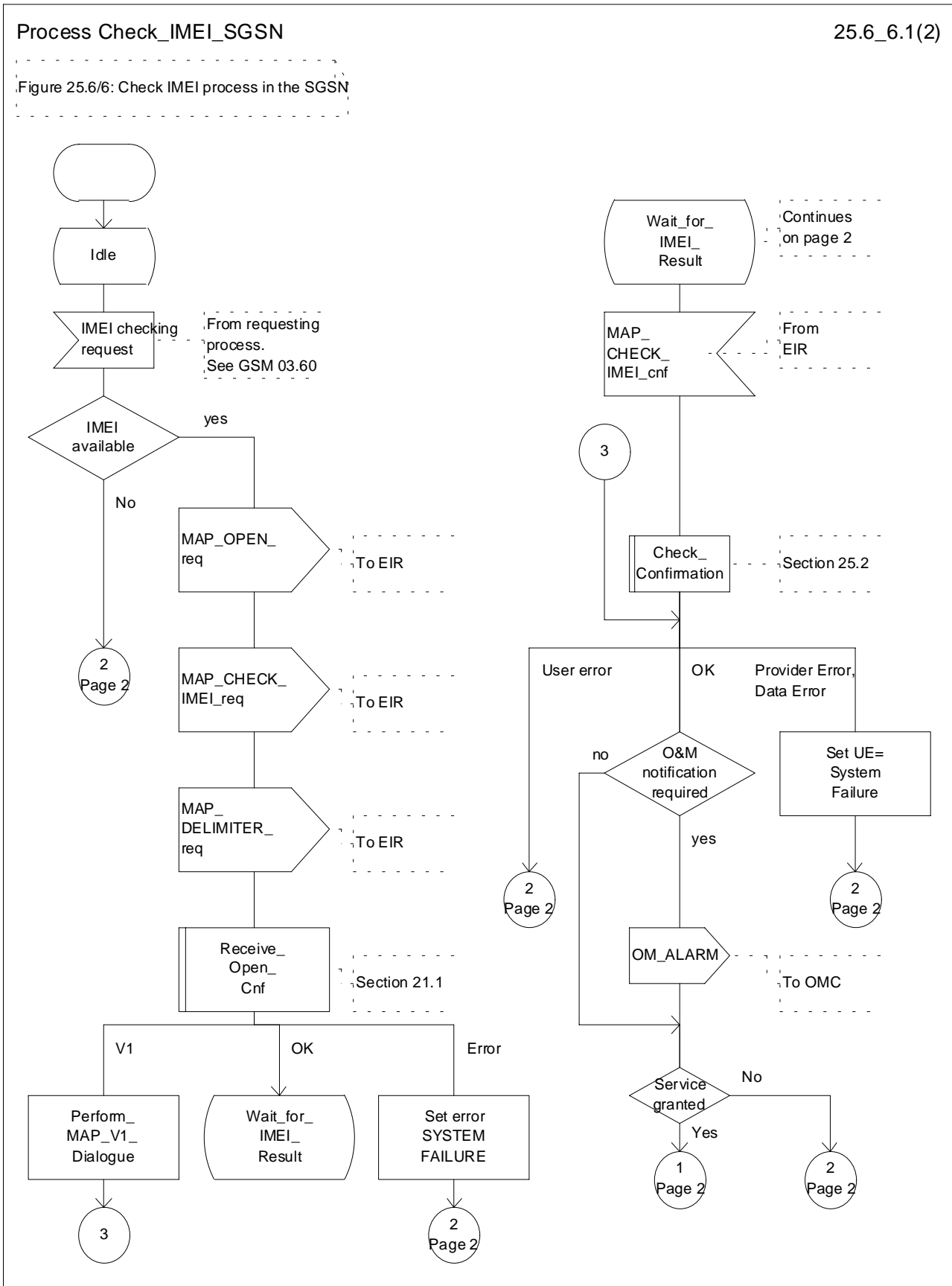


Figure 25.6/6 (sheet 1 of 2): Process Check_IMEI_SGSN

Process Check_IMEI_SGSN

25.6_6.2(2)

Figure 25.6/6: Check IMEI process in the SGSN

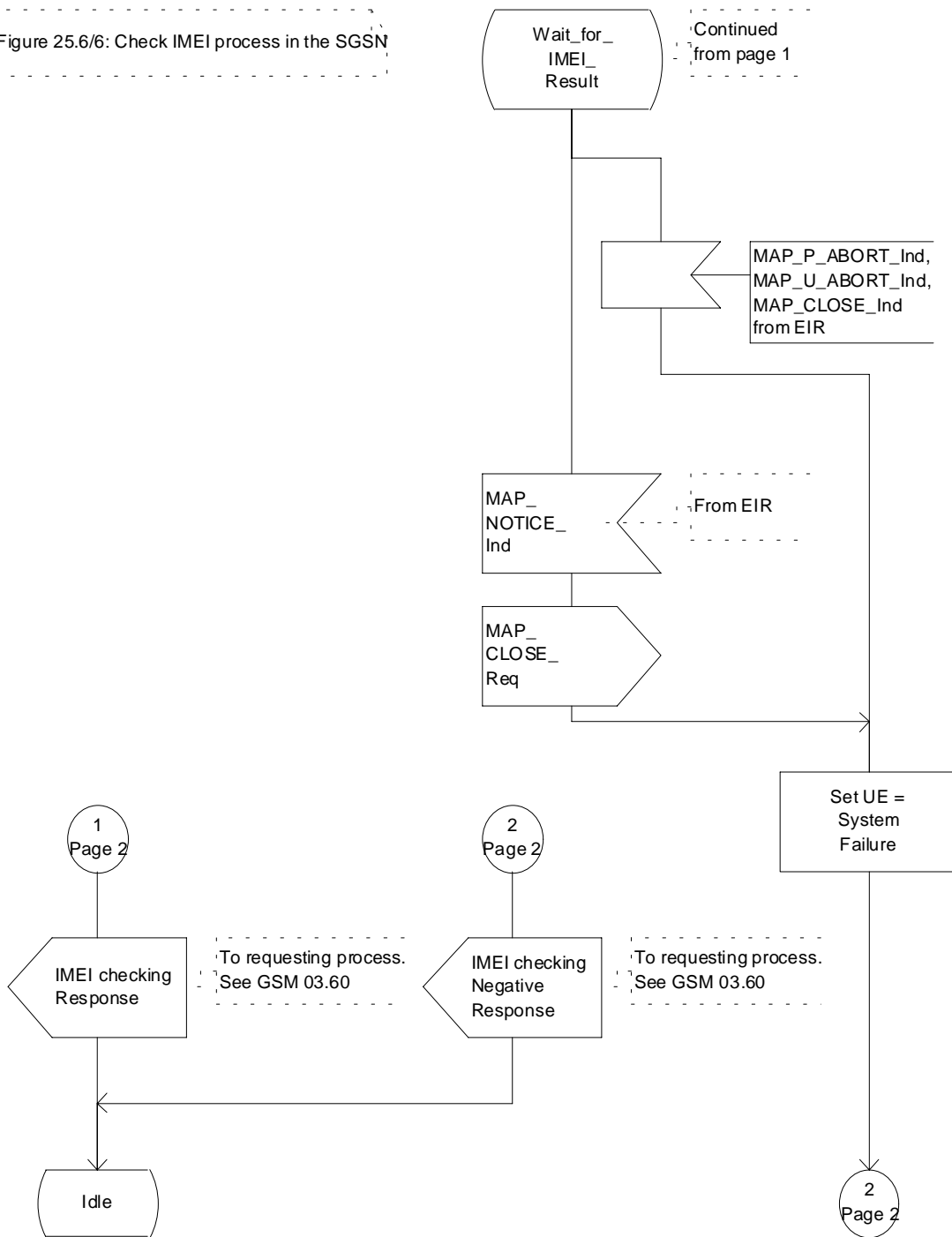


Figure 25.6/6 (sheet 2 of 2): Process Check_IMEI_SGSN

25.7 Insert Subscriber Data Macros

25.7.1 Macro Insert_SubData_VLR

This macro describes the reception of the InsertSubscriberData service indication. This macro is used by any procedure that triggers the reception of subscriber data (e.g. Update Location or Restore Data).

If the VLR does not support any basic or supplementary service or the network feature Operator Determined Barring, or there is a problem with Regional Subscription Data then it reports it to the HLR.

If the entire MSC area is restricted due to regional subscription this is reported to the HLR.

The SDL diagram is shown in figure 25.7/1.

Macrodefinition Insert_Subscriber_Data_VLR

25.7_1(1)

Figure 25.7/1: Macro to receive and store subscriber data in the VLR

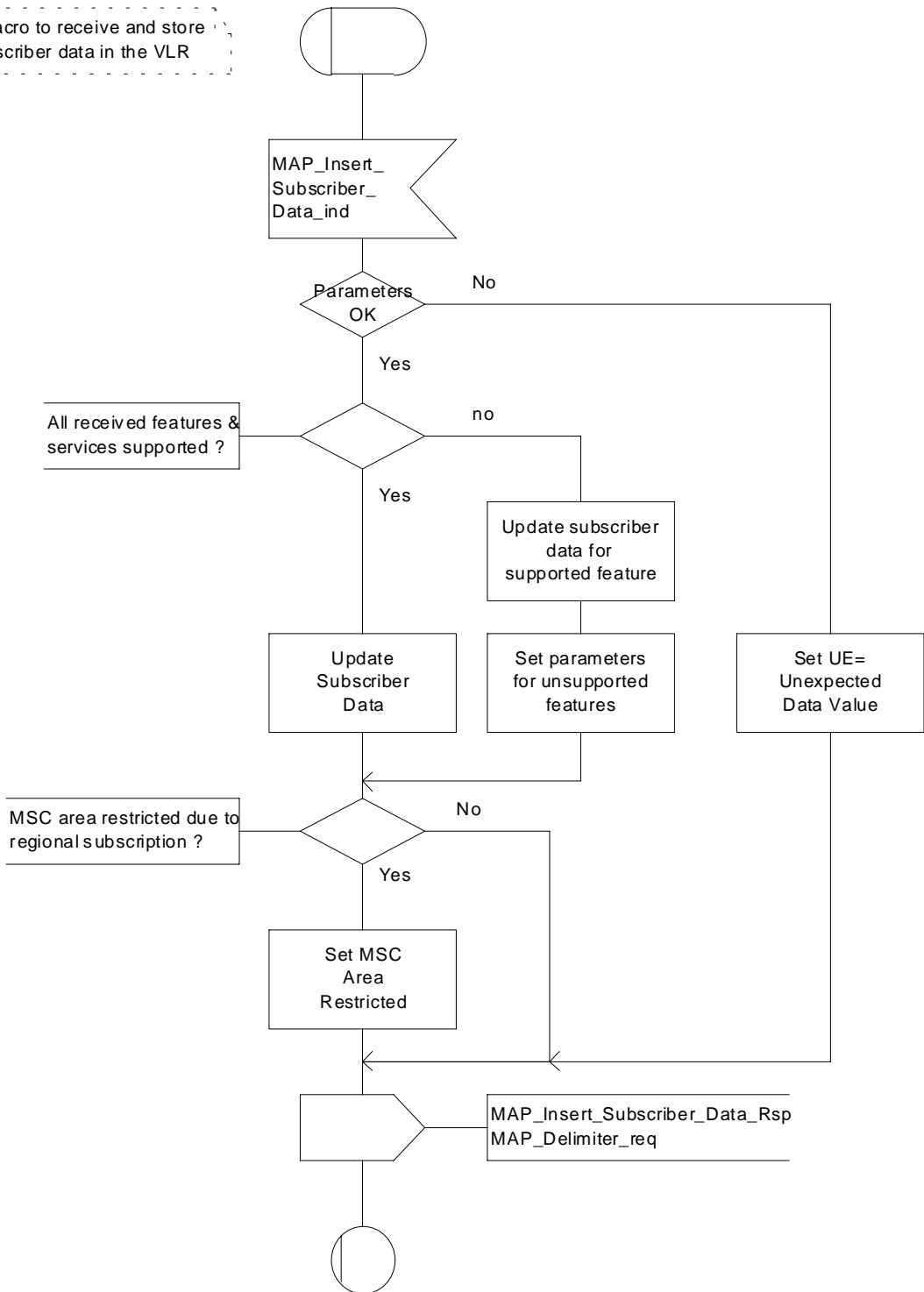


Figure 25.7/1: Macro Insert_Subscriber_Data_VLR

25.7.2 Process Insert_Subscriber_Data_Stand_Alone_HLR

This process is used by HLR to transfer subscriber data to VLR or to SGSN in a stand alone mode, i.e. in its own dialogue. This is done whenever a change of subscriber data is performed either by the operator or by the subscriber and this change has to be reported to VLR or to SGSN.

The process, after opening the dialogue with VLR or with SGSN, sends as many requests of the InsertSubscriberData service as necessary to transfer the subscriber data. The call to the process "Send_Insert_Subscriber_Data" (see subclause 25.7.4) is meant to describe two possible behaviours of the HLR when more than one service request has to be sent:

- either the HLR handles the requests and the confirmations in parallel; or
- the HLR sends every request after receiving the confirmation to the previous one.

The macros "Wait_for_Insert_Subscriber_Data_Cnf" and "Wait_for_Insert_GPRS_Subscriber_Data_Cnf" (see subclauses 25.7.3 and 25.7.6) are also called in order to handle every single confirmation.

If the result of a primitive received from the VLR or from the SGSN is unsuccessful, the HLR may initiate re-attempts; the number of repeat attempts and the time in between are HLR operator options, depending on the error returned by the VLR or by the SGSN.

If certain services required for a subscriber are not supported by the VLR or by the SGSN (e.g. Advice of Charge Charging Level), this may result in one of the following outcomes:

- the HLR stores and sends "Roaming Restriction Due To Unsupported Feature" in a subsequent MAP_INSERT_SUBSCRIBER_DATA service. If "Roaming Restriction Due To Unsupported Feature" is stored in the HLR, the "MSC Area Restricted Flag" shall be set to "restricted". This will prevent MT calls, MT SM and MT USSD from being forwarded to the MSC/VLR.
- the HLR stores and sends other induced subscriber data (e.g. a specific barring program) in a subsequent MAP_INSERT_SUBSCRIBER_DATA service. This will cause rejection of mobile originated service requests, except emergency calls.
- the HLR stores and sends "Roaming Restricted In SGSN Due To Unsupported Feature" in a subsequent MAP_INSERT_SUBSCRIBER_DATA service. If "Roaming Restricted In SGSN Due To Unsupported Feature" is stored in the HLR, the "SGSN Area Restricted Flag" shall be set to "restricted". This will prevent MT SM from being forwarded to the SGSN and Network Requested PDP-Context activation.

When the VLR receives regional subscription data (Zone Code List) it may respond with "MSC Area Restricted" in the MAP_INSERT_SUBSCRIBER_DATA response. In this case the "MSC Area Restricted Flag" shall be set to "restricted" in the HLR. This will prevent MT calls, MT SM and MT USSD from being forwarded to the MSC/VLR.

When the SGSN receives regional subscription data (Zone Code List) it may respond with "SGSN Area Restricted" in the MAP_INSERT_SUBSCRIBER_DATA response. In this case the "SGSN Area Restricted Flag" shall be set to "restricted" in the HLR. This will prevent MT SM from being forwarded to the SGSN and Network Requested PDP-Context activation.

If subscriber data for CAMEL Phase 2 or 3 services are sent to a VLR which does not support CAMEL Phase 2 or 3, the service behaviour may be unpredictable or incorrect. The HLR therefore needs to ensure that at the conclusion of a stand alone Insert Subscriber data procedure that the data in the VLR do not require a capability that the VLR does not have. Possible mechanisms to ensure this are described in 3G TS 23.078.

The HLR should send a Forwarded-to number which is not in E.164 international format to the VLR only when the HLR has ascertained that the VLR supports CAMEL Phase 2 or 3. Thus, the ISD message containing the Forwarded-to number which is not in E.164 international format shall be sent to the VLR only if the HLR previously received confirmation from the VLR at Location Update that CAMEL Phase 2 or 3 is supported.

A Forwarded-to number in non-international E.164 format shall only be sent from an HLR to a VLR if the VLR supports CAMEL Phase 2, or a subsequent version of CAMEL.

If the HLR does not store "Roaming Restriction Due To Unsupported Feature" as a consequence of the stand alone Insert Subscriber Data procedure and the HLR does not receive "MSC Area Restricted" in the MAP_INSERT_SUBSCRIBER_DATA response and "Roaming Restriction Due To Unsupported Feature" has not been stored in the HLR in the course of a previous subscriber data retrieval procedure, the "MSC Area Restricted Flag" in the HLR shall be set to "not restricted".

If the HLR does not store "Roaming Restricted In SGSN Due To Unsupported Feature" as a consequence of the stand alone Insert Subscriber Data procedure and the HLR does not receive "SGSN Area Restricted" in the MAP_INSERT_SUBSCRIBER_DATA response and "Roaming Restricted In SGSN Due To Unsupported Feature" has not been stored in the HLR in the course of a previous subscriber data retrieval procedure, the "SGSN Area Restricted Flag" in the HLR shall be set to "not restricted".

The SDL diagram of process between HLR and VLR is shown in figure 25.7/2;

The SDL diagram of process between HLR and SGSN is shown in figure 25.7/5.

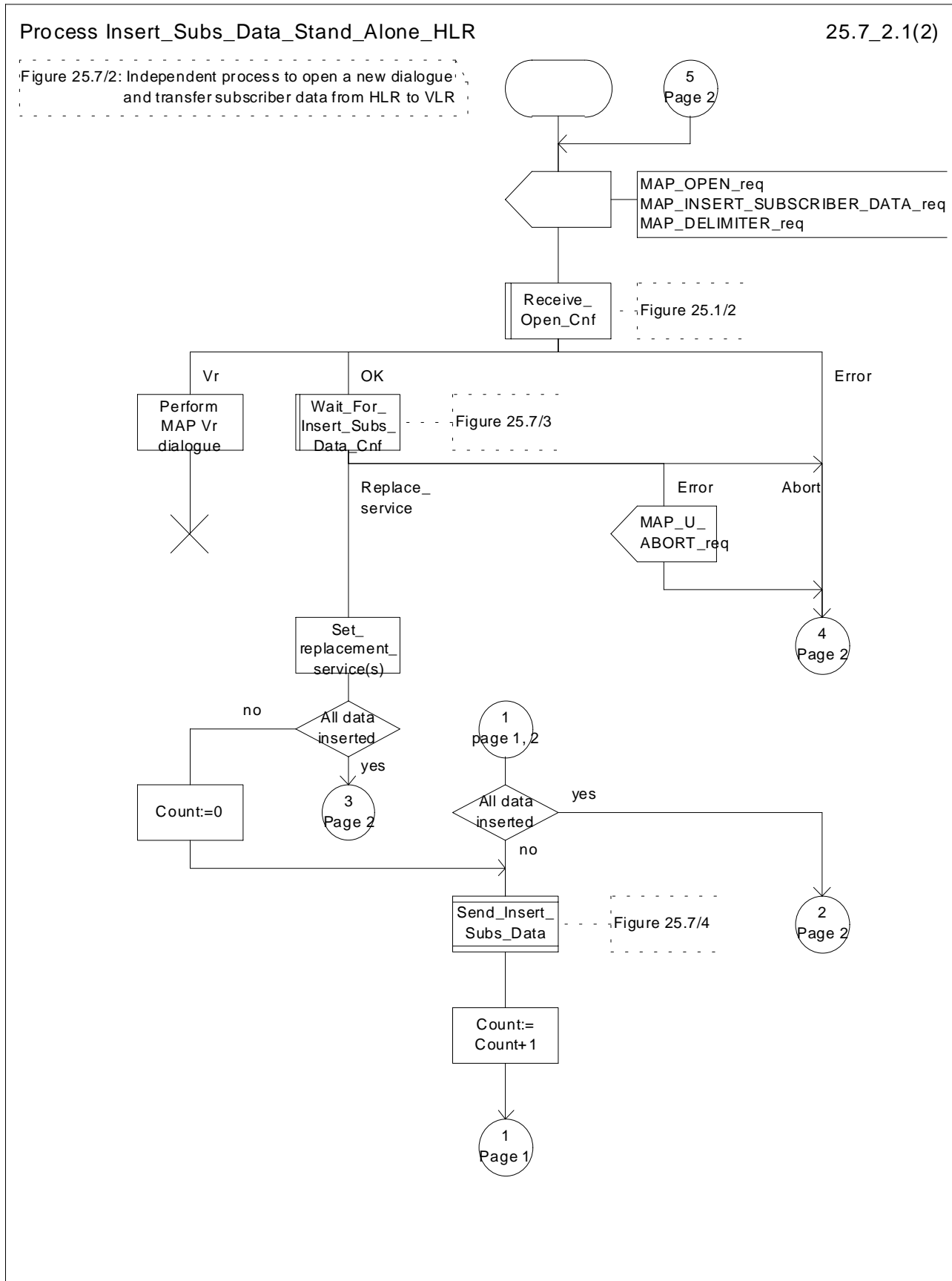


Figure 25.7/2 (sheet 1 of 2): Process Insert_Subs_Data_Stand_Alone_HLR

Process Insert_Subs_Data_Stand_Alone_HLR

25.7_2.2(2)

Figure 25.7/2: Independent process to open a new dialogue and transfer subscriber data from HLR to VLR

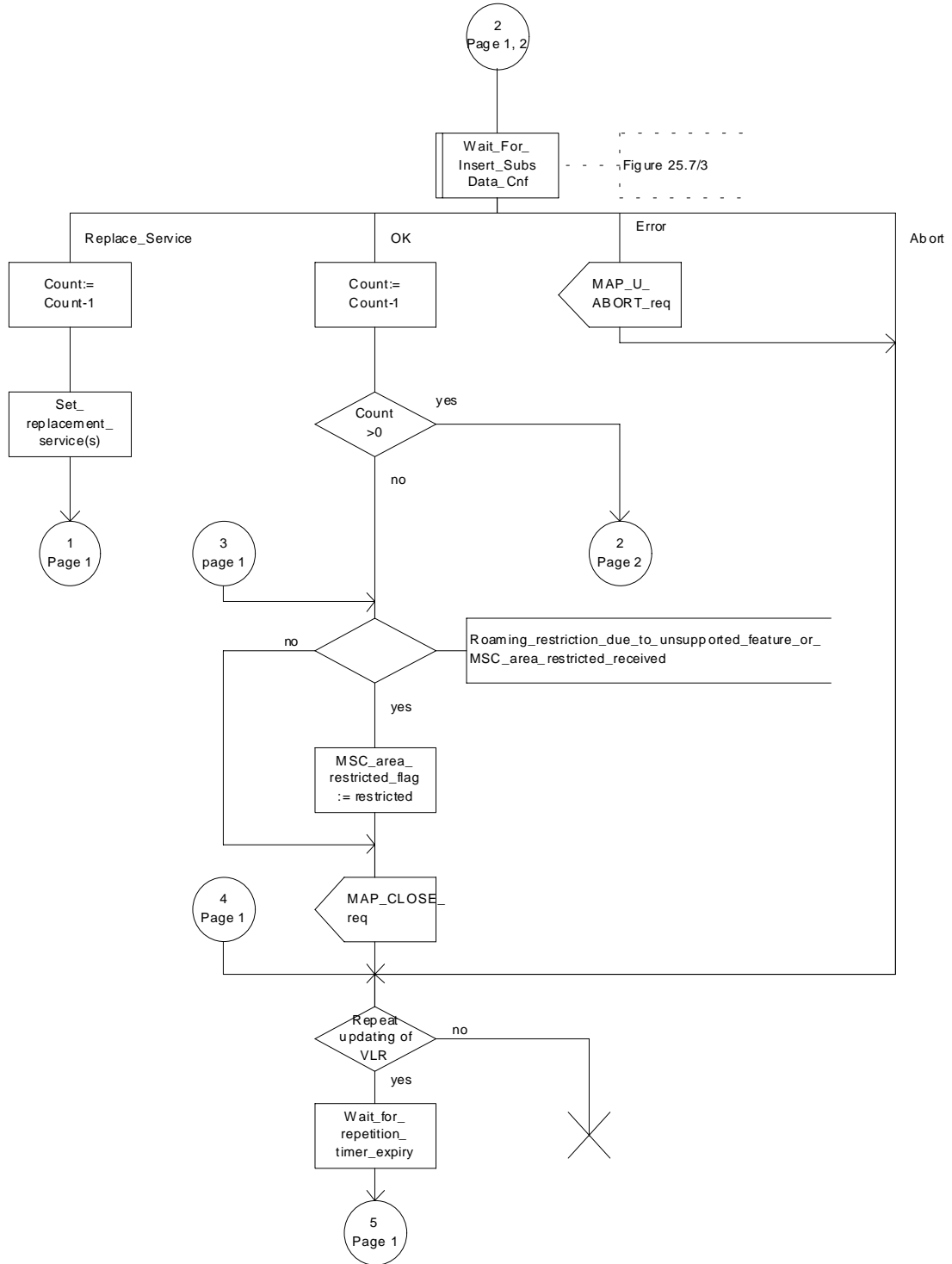


Figure 25.7/2 (sheet 2 of 2): Process Insert_Subs_Data_Stand_Alone_HLR

Process Insert_GPRS_Subscriber_Data_Stand_Alone_HLR

25.7_5.1(2)

Figure 25.7/5: Independent process to open a new dialogue and transfer GPRS subscriber data from HLR to SGSN

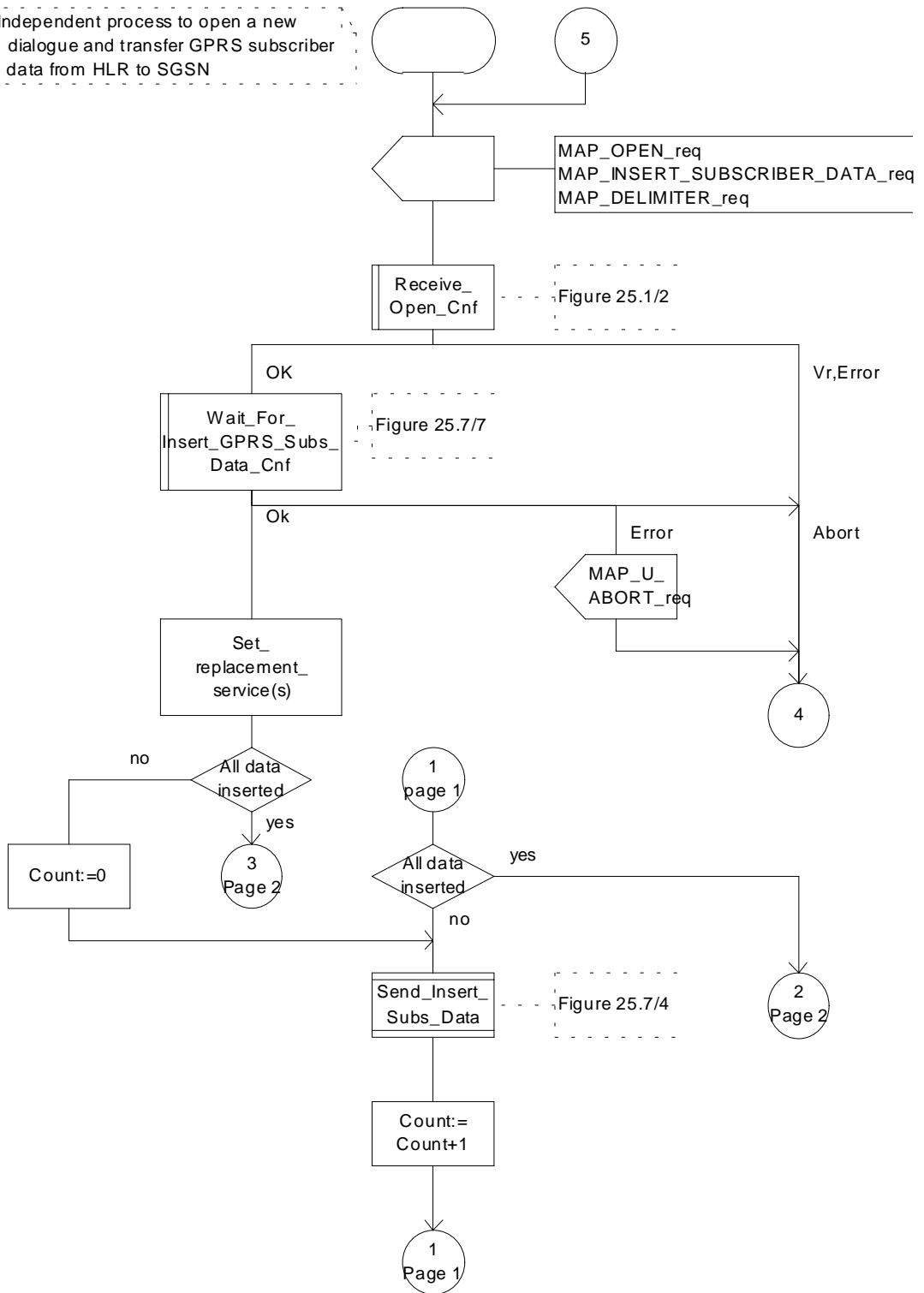


Figure 25.7/5 (sheet 1 of 2): Process Insert_GPRS_Subscriber_Data_Stand_Alone_HLR

Process Insert_GPRS_Subscriber_Data_Stand_Alone_HLR

25.7_5.2(2)

Figure 25.7/5: Independent process to open a new dialogue and transfer GPRS subscriber data from HLR to SGSN

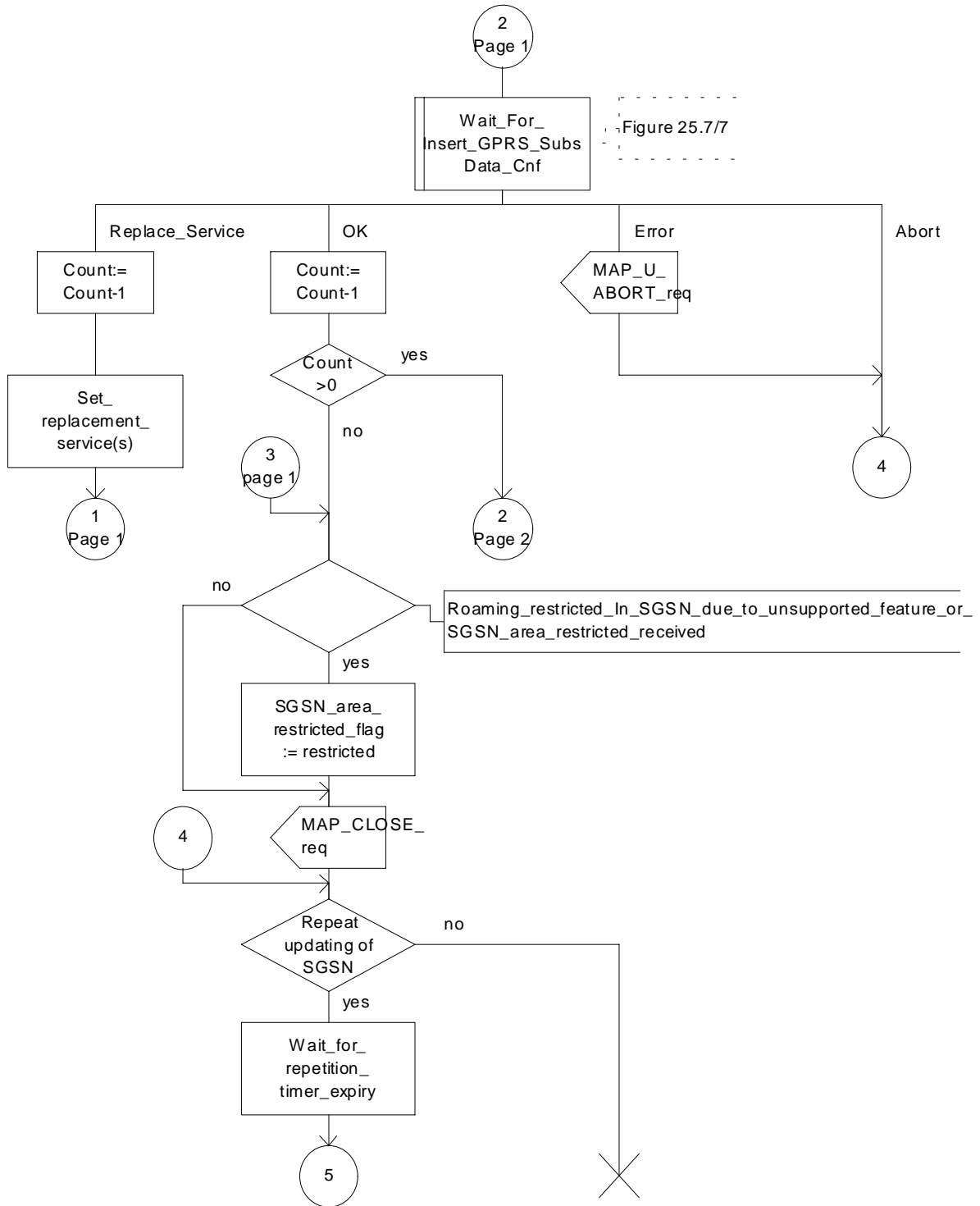


Figure 25.7/5 (sheet 2 of 2): Process Insert_GPRS_Subscriber_Data_Stand_Alone_HLR

25.7.3 Macro Wait_for_Insert_Subscriber_Data_Cnf

This macro is used by any process or macro that describes the handling of the reception of the Insert_Subscriber_Data service in HLR that is coming from VLR (e.g. Update Location or Restore Data).

If the VLR reports the non-support of some basic or supplementary service or the network feature Operator Determined Barring then three actions are possible:

- to ignore the information received;
- to replace the not supported service;
- or to perform any other internal action.

The SDL diagram is shown in figure 25.7/3.

Macrodefinition Wait_For_Insert_Subscriber_Data_Cnf

25.7_3(1)

Figure 25.7/3: Macro to receive confirmation or error indication for MAP_INSERT_SUBSCRIBER_DATA

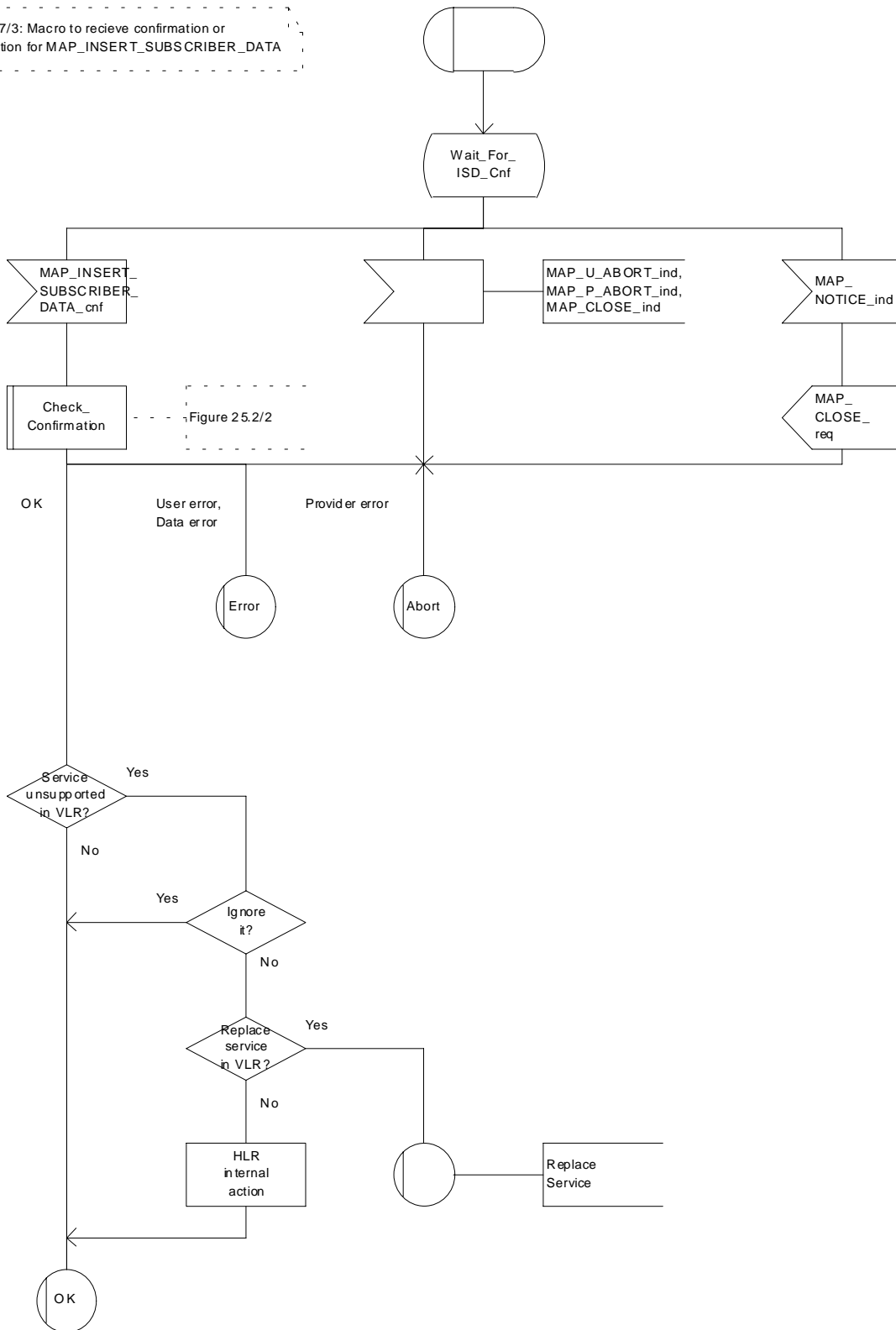


Figure 25.7/3: Macro Wait_for_Insert_Subscriber_Data_Cnf

25.7.4 Process Send_Insert_Subscriber_Data

This process is used by any process or macro where the Insert_Subscriber_Data request is sent to VLR or to SGSN.

The SDL diagram is shown in figure 25.7/4.

Process Send_Insert_SubData

25.7_4(1)

Figure 25.7/4: Independent process to send a component of subscriber data from HLR to VLR

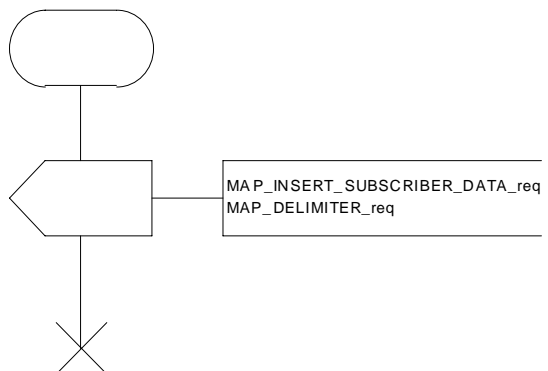


Figure 25.7/4: Process Send_Insert_SubData

25.7.5 Macro Insert_SubscriberData_SGSN

This macro describes the reception of the InsertSubscriberData service indication. This macro is used by any procedure that triggers the reception of subscriber data (e.g. Update GPRS Location).

If the SGSN does not support any basic or the network feature Operator Determined Barring, or there is a problem with Regional Subscription Data then it reports it to the HLR.

If the entire SGSN area is restricted due to regional subscription this is reported to the HLR.

The SDL diagram is shown in figure 25.7/6.

Macrodefinition Insert_Subscriber_Data_SGSN

25.7_6(1)

Figure 25.7/6: Macro to receive and store subscriber data in the SGSN

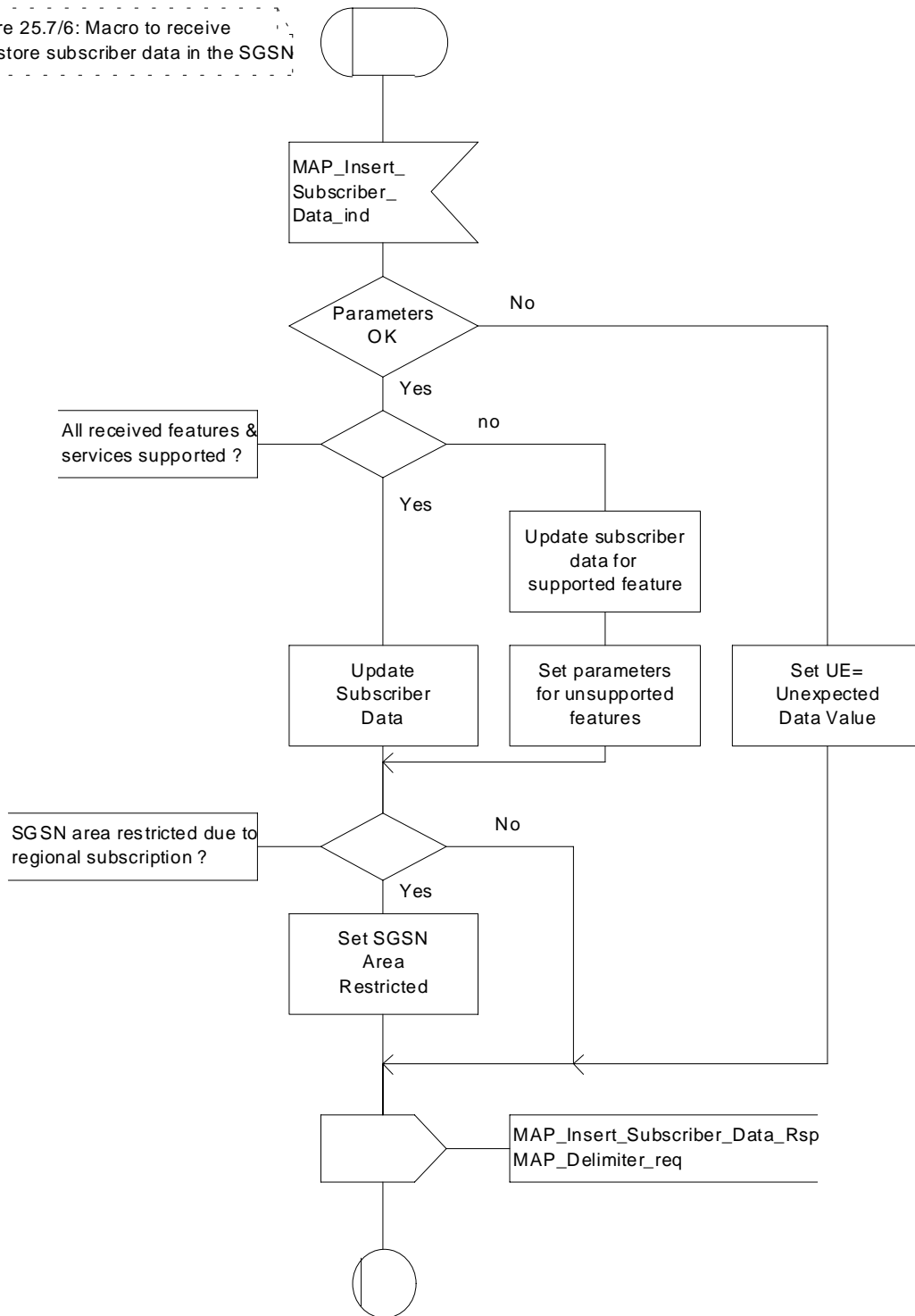


Figure 25.7/6: Macro Insert_Subscriber_Data_SGSN

25.7.6 Macro Wait_for_Insert_GPRS_Subscriber_Data_Cnf

This macro is used by any process or macro that describes the handling of the reception of the Insert_Subscriber_Data service in HLR that is coming from SGSN (e.g. Update GPRS Location).

If the SGSN reports the non-support of some basic or the network feature Operator Determined Barring then three actions are possible:

- to ignore the information received;
- to replace the not supported service;
- or to perform any other internal action.

The SDL diagram is shown in figure 25.7/7.

Macrodefinition Wait_For_Insert_GPRS_Subscriber_Data_Cnf

25.7_7(1)

Figure 25.7/7: Macro to receive confirmation or error indication for MAP_INSERT_SUBSCRIBER_DATA from SGSN

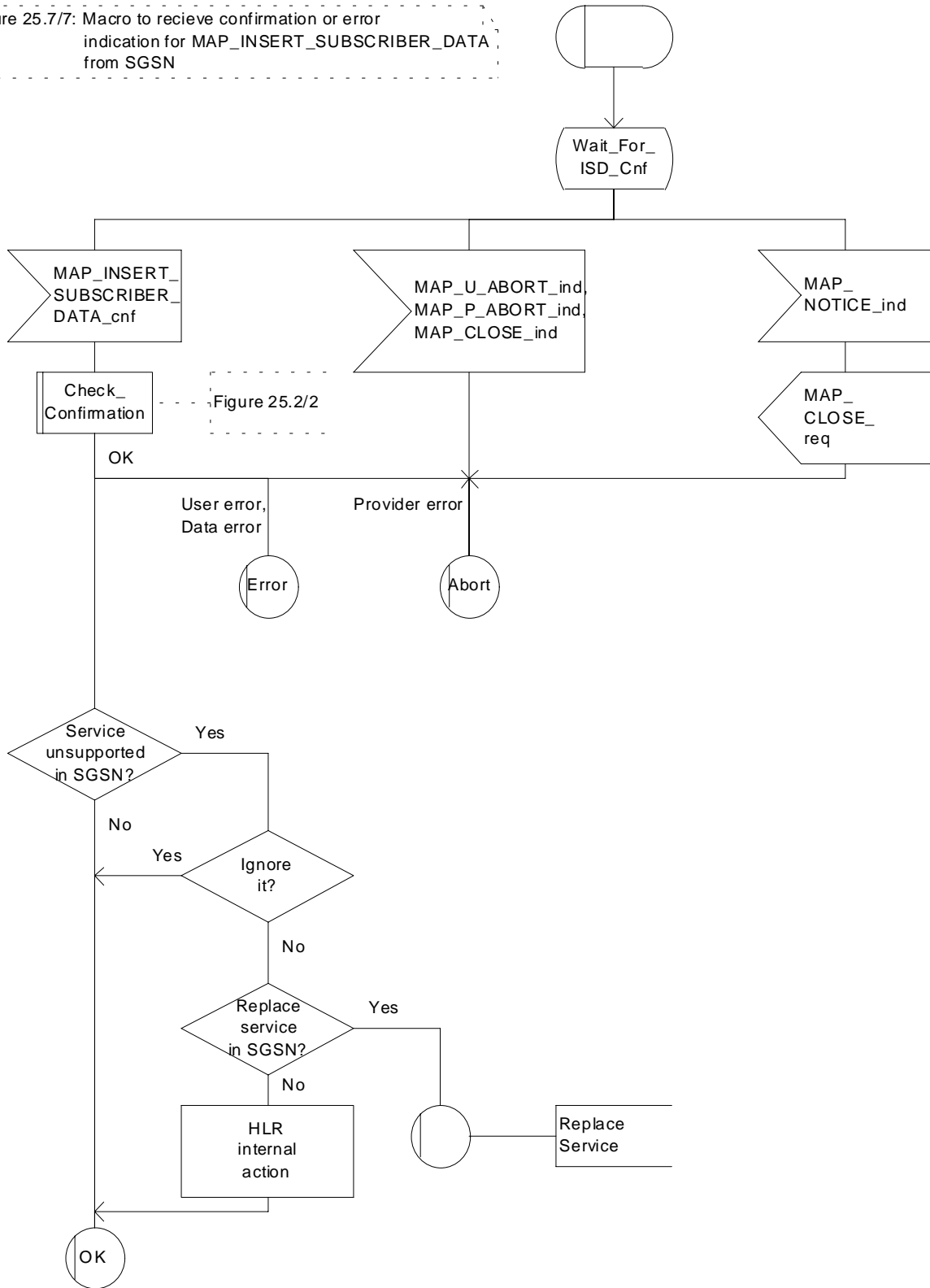


Figure 25.7/7: Macro Wait_for_Insert_GPRS_Subscriber_Data_Cnf

25.8 Request IMSI Macros

25.8.1 Macro Obtain_IMSI_MSC

This macro describes the handling of the request received from the VLR to provide the IMSI of a subscriber (e.g. at Location Updating).

The SDL diagram is shown in figure 25.8/1.

Macrodefinition Obtain_IMSI_MSC

25.8_1(1)

Figure 25.8/1: Macro to relay an IMSI request from the VLR to the MS and return the response to the VLR

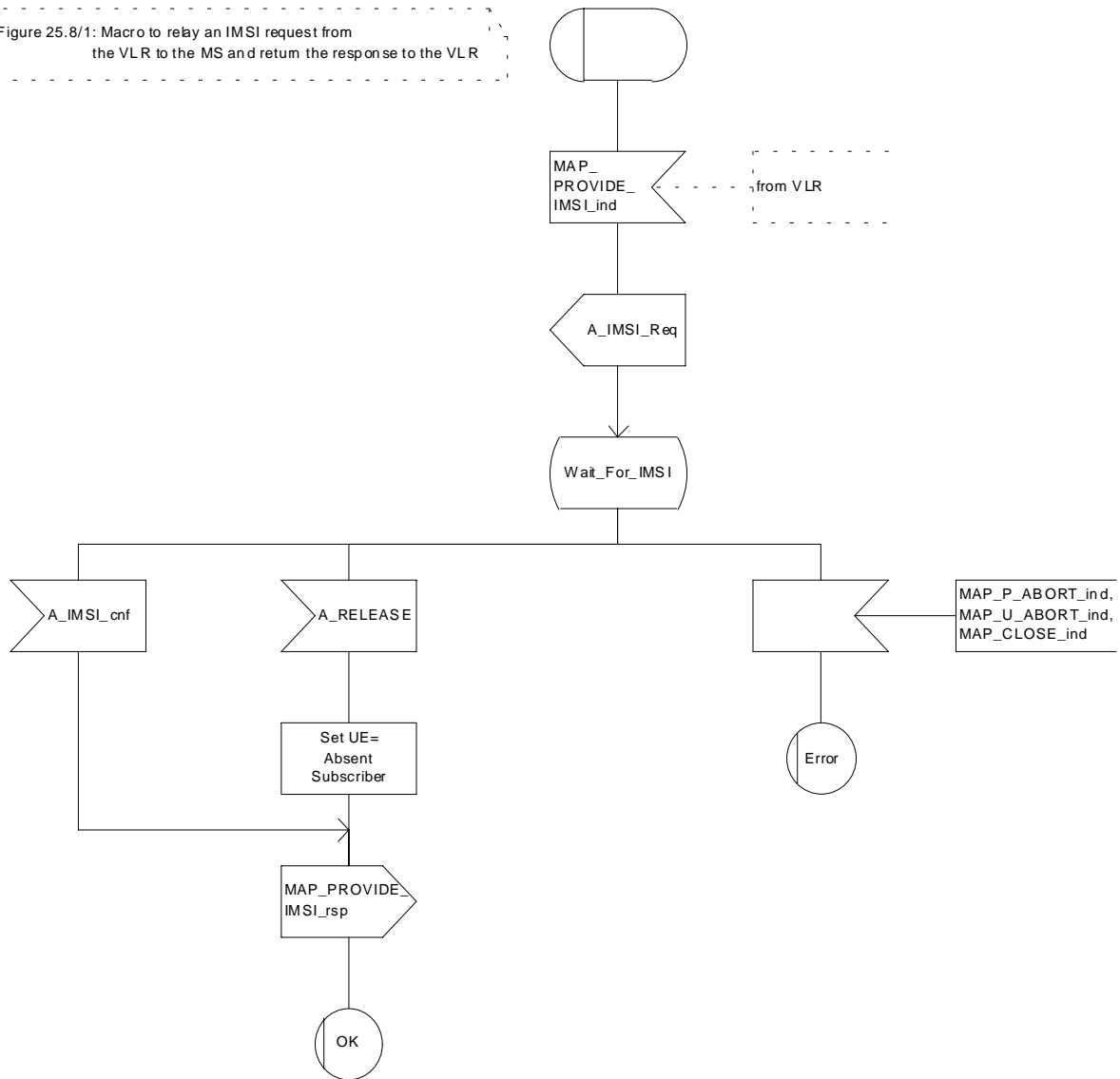


Figure 25.8/1: Macro Obtain_IMSI_MSC

25.8.2 Macro Obtain_IMSI_VLR

This macro describes the way VLR requests the MSC the IMSI of a subscriber (e.g. at Location Updating).

The SDL diagram is shown in figure 25.8/2.

Macrodefinition Obtain_IMSI_VLR

25.8_2(1)

Figure 25.8/2: Macro to obtain the IMSI from the MS via the MSC

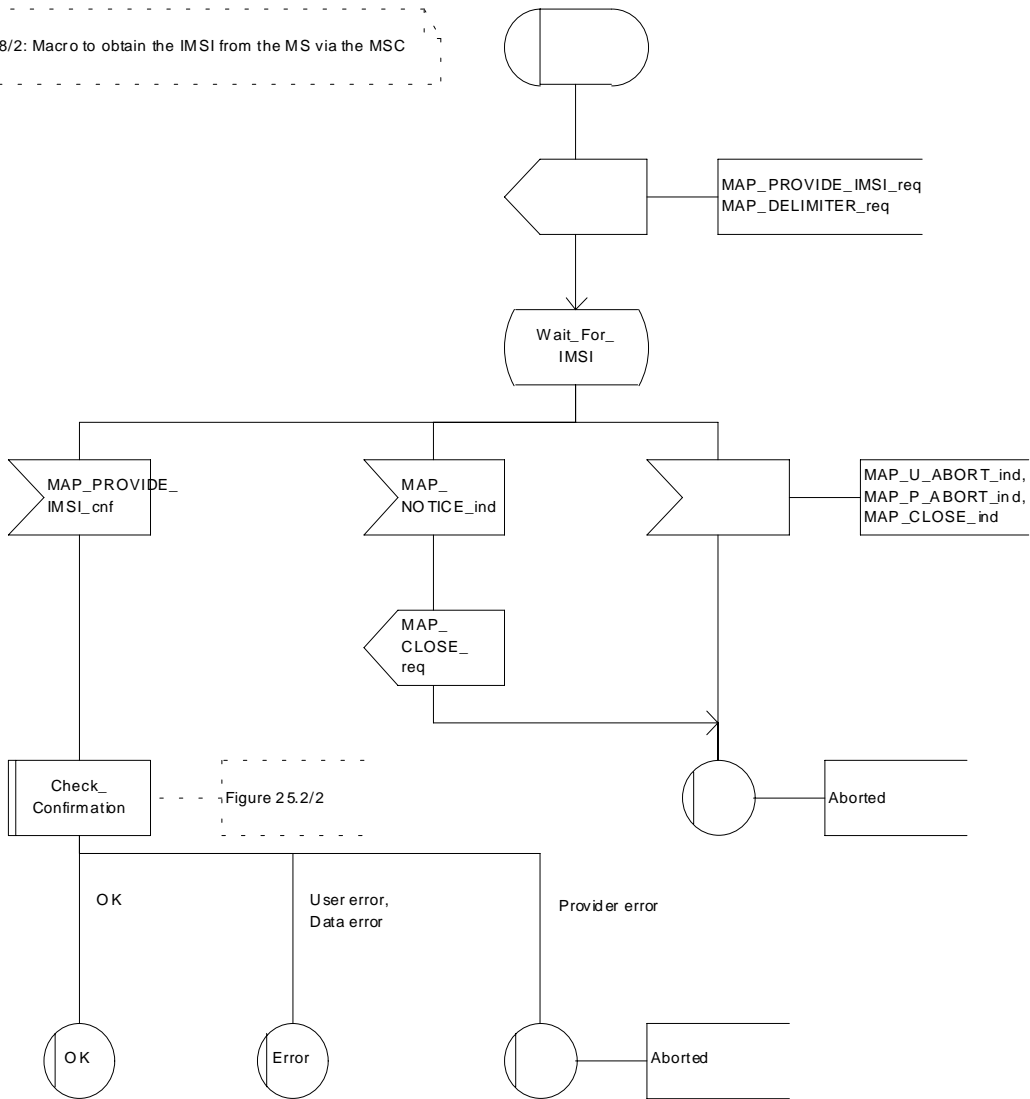


Figure 25.8/2: Macro Obtain_IMSI_VLR

25.9 Tracing macros

25.9.1 Macro Trace_Subscriber_Activity_MSC

The Trace_Subscriber_Activity_MSC is invoked in the MSC, when the MSC receives the MAP_TRACE_SUBSCRIBER_ACTIVITY indication from the VLR. The data of the primitive is checked and the tracing in the MSC is started if the content includes no errors. No response is returned to the VLR.

The Trace_Subscriber_Activity_MSC macro is described in the figure 25.9/1.

Macrodefinition Trace_Subscriber_Activity_MSC

25.9_1(1)

Figure 25.9/1: The Subscriber tracing macro in the MSC

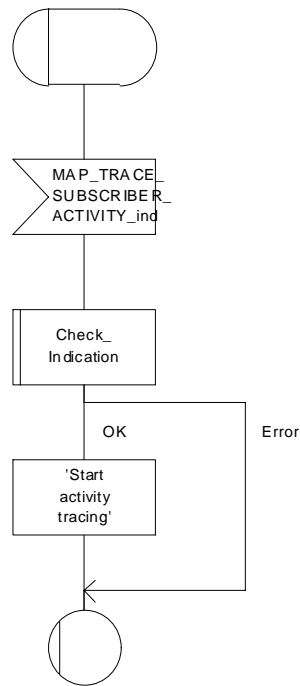


Figure 25.9/1: Macro Trace_Subscriber_Activity_MSC

25.9.2 Macro Trace_Subscriber_Activity_VLR

The macro Trace_Subscriber_Activity_VLR is invoked, if the subscriber activity is detected by the VLR and the tracing is active. The VLR sends MAP_TRACE_SUBSCRIBER_ACTIVITY request to the MSC. No answer is awaited from the MSC.

The Trace_Subscriber_Activity_VLR macro is shown in the figure 25.9/2.

Macrodefinition Trace_Subscriber_Activity_VLR

25.9_2(1)

Figure 25.9/2: The subscriber tracing macro in the VLR

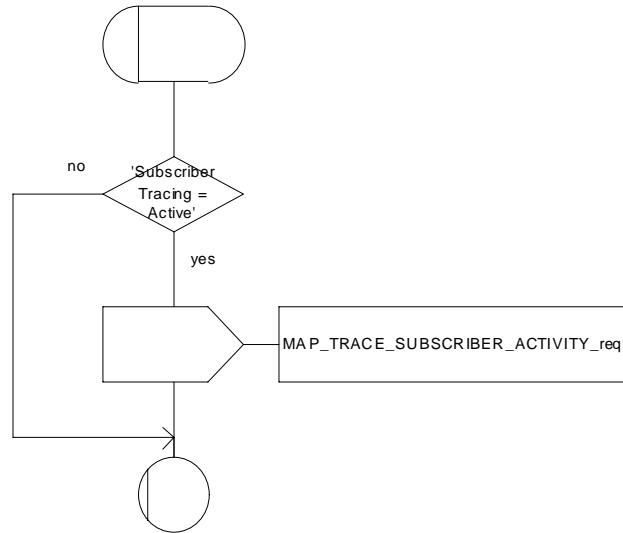


Figure 25.9/2: Macro Trace_Subscriber_Activity_VLR

25.9.3 Macro Activate_Tracing_VLR

The Activate_Tracing_VLR macro is invoked, when the MAP_ACTIVATE_TRACE_MODE indication is received from the HLR. The primitive is processed in the VLR as follows:

- if the data contains errors, a data missing or unexpected data value indication is returned to the HLR;
- if the tracing is not supported, a facility not supported indication is returned to the HLR;
- if the tracing buffer does not have any space left for the data, a tracing buffer full indication is returned to the HLR;
- if no errors are detected, the tracing is set active and a positive acknowledgement is returned to the HLR.

The Activate_Tracing_VLR macro is described in the figure 25.9/3.

Macrodefinition Activate_Tracing_VLR

25.9_3(1)

Figure 25.9/3: The activate trace mode macro in the VLR

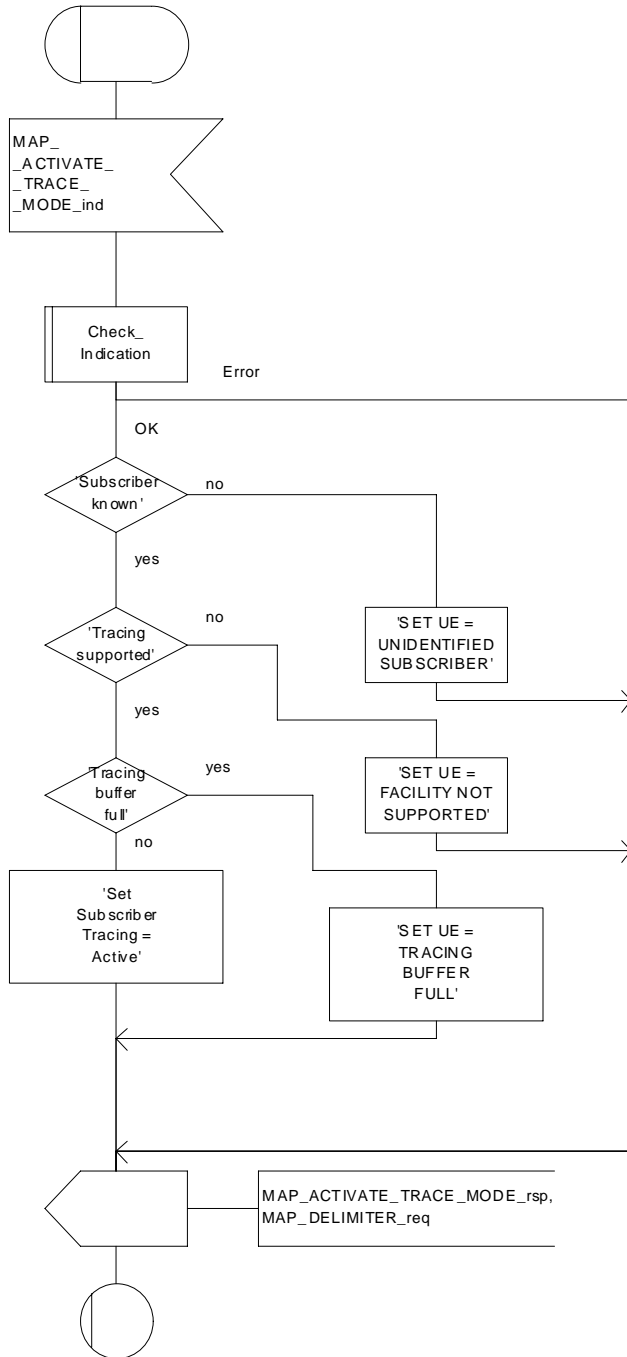


Figure 25.9/3: Macro Activate_Tracing_VLR

25.9.4 Macro Control_Tracing_HLR

The Control_Tracing_HLR macro may be invoked in the HLR, if subscriber related activity is detected. If the tracing is active in the HLR and not active in the VLR or in the SGSN, the MAP_ACTIVATE_TRACE_MODE request is sent to the VLR or to the SGSN.

The MAP_ACTIVATE_TRACE_MODE confirmation from the VLR or from the SGSN is processed as follows:

- if the primitive contains a successful acknowledgement, the tracing in VLR or in the SGSN is set active;
- if the primitive contains errors, the tracing in VLR or in SGSN is set to deactivate.

The Control_Tracing_HLR macro between HLR and VLR is shown in the figure 25.9/4.

The Control_Tracing_HLR_with_SGSN macro between HLR and SGSN is shown in the figure 25.9/5.

Macrodefinition Control_Tracing_HLR

25.9_4(1)

Figure 25.9/4: The subscriber tracing activation macro in the HLR

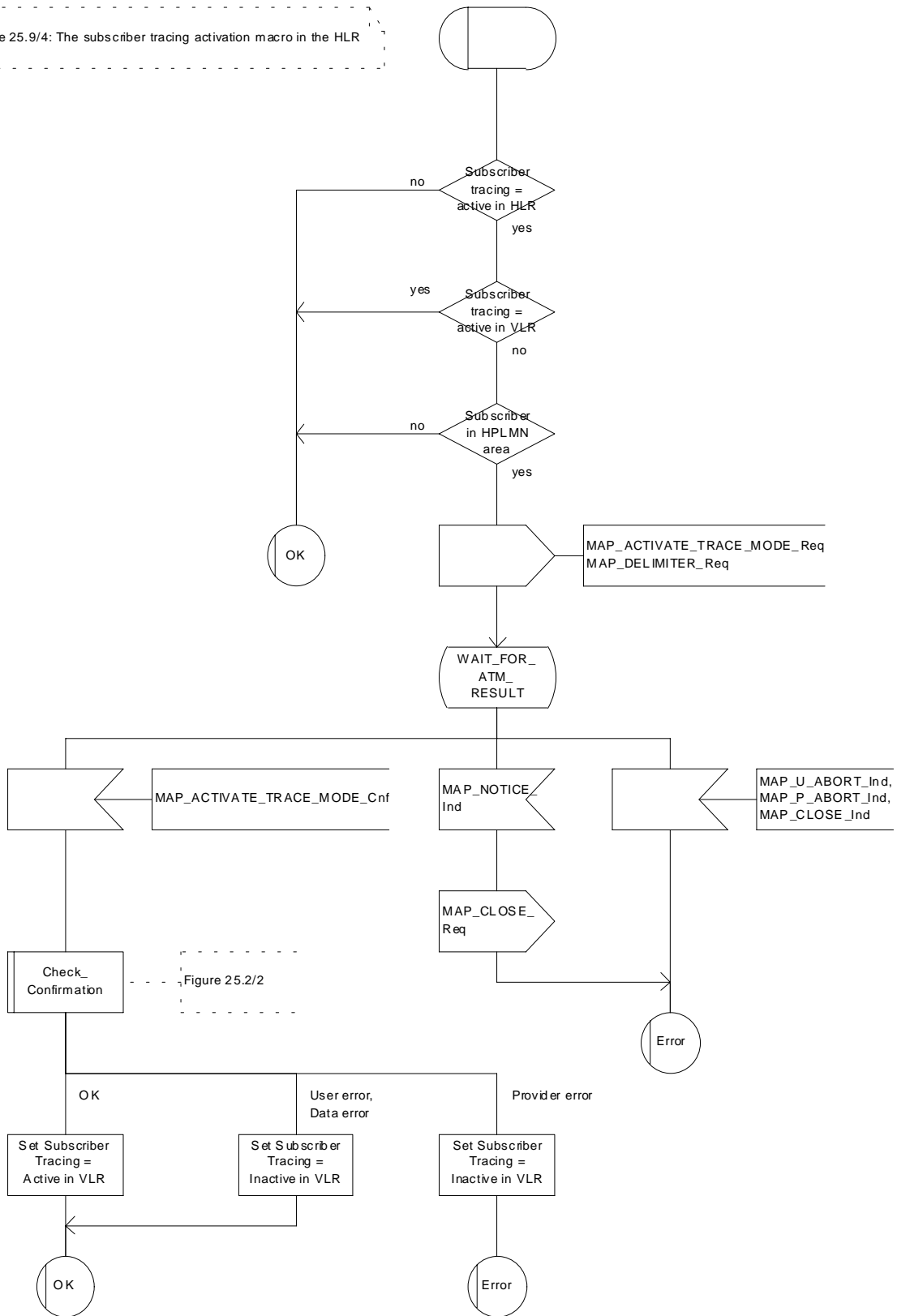


Figure 25.9/4: Macro Control_Tracing_HLR

Macrodefinition Control_Tracing_HLR_with_SGSN

25.9_5(1)

Figure 25.9/5: The subscriber tracing activation macro in the HLR

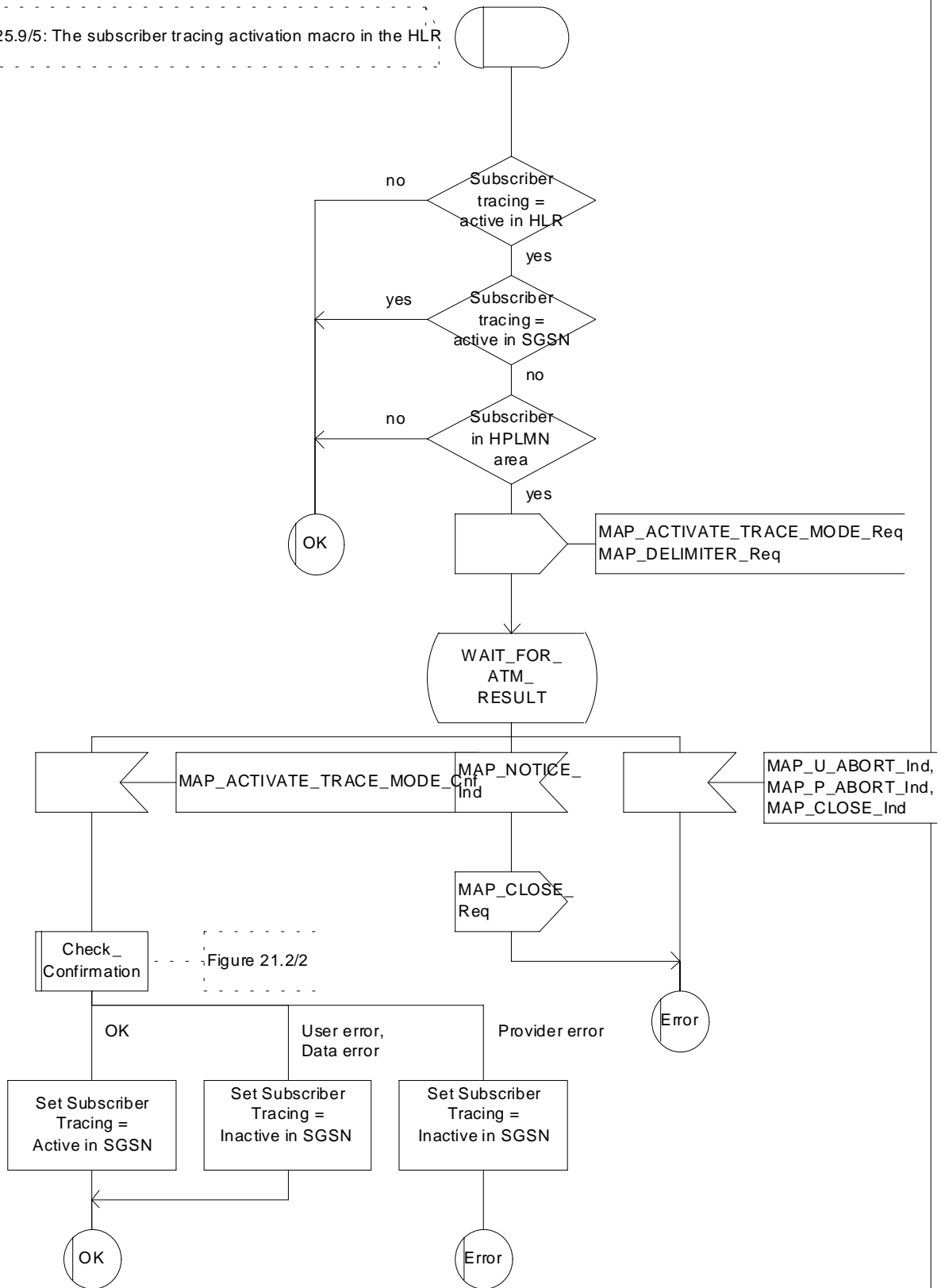


Figure 25.9/5: Macro Control_Tracing_HLR_with_SGSN

25.9.5 Macro Trace_Subscriber_Activity_SGSN

The macro Trace_Subscriber_Activity_SGSN is invoked, if the subscriber activity is detected by the SGSN and the tracing is active.

The Trace_Subscriber_Activity_SGSN macro is shown in the figure 25.9/6.

Macrodefinition Trace_Subscriber_Activity_SGSN

25.9_6(1)

Figure 25.9/6: The subscriber tracing macro in the SGSN

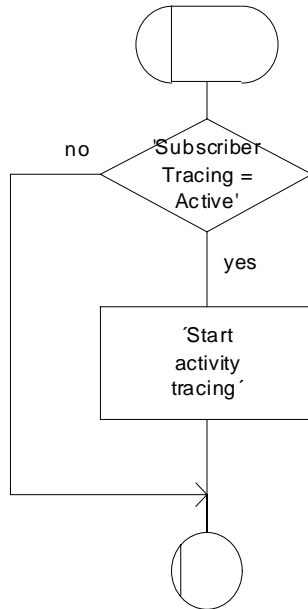


Figure 25.9/6: Macro Trace_Subscriber_Activity_SGSN

25.9.6 Macro Activate_Tracing_SGSN

The Activate_Tracing_SGSN macro is invoked, when the MAP_ACTIVATE_TRACE_MODE indication is received from the HLR. The primitive is processed in the SGSN as follows:

- if the data contains errors, a data missing or unexpected data value indication is returned to the HLR;
- if the tracing is not supported, a facility not supported indication is returned to the HLR;
- if the tracing buffer does not have any space left for the data, a tracing buffer full indication is returned to the HLR;
- if no errors are detected, the tracing is set active and a positive acknowledgement is returned to the HLR.

The Activate_Tracing_SGSN macro is described in the figure 25.9/7.

Macrodefinition Activate_Tracing_SGSN

25.9_7(1)

Figure 25.9/7: The activate trace mode macro in the SGSN

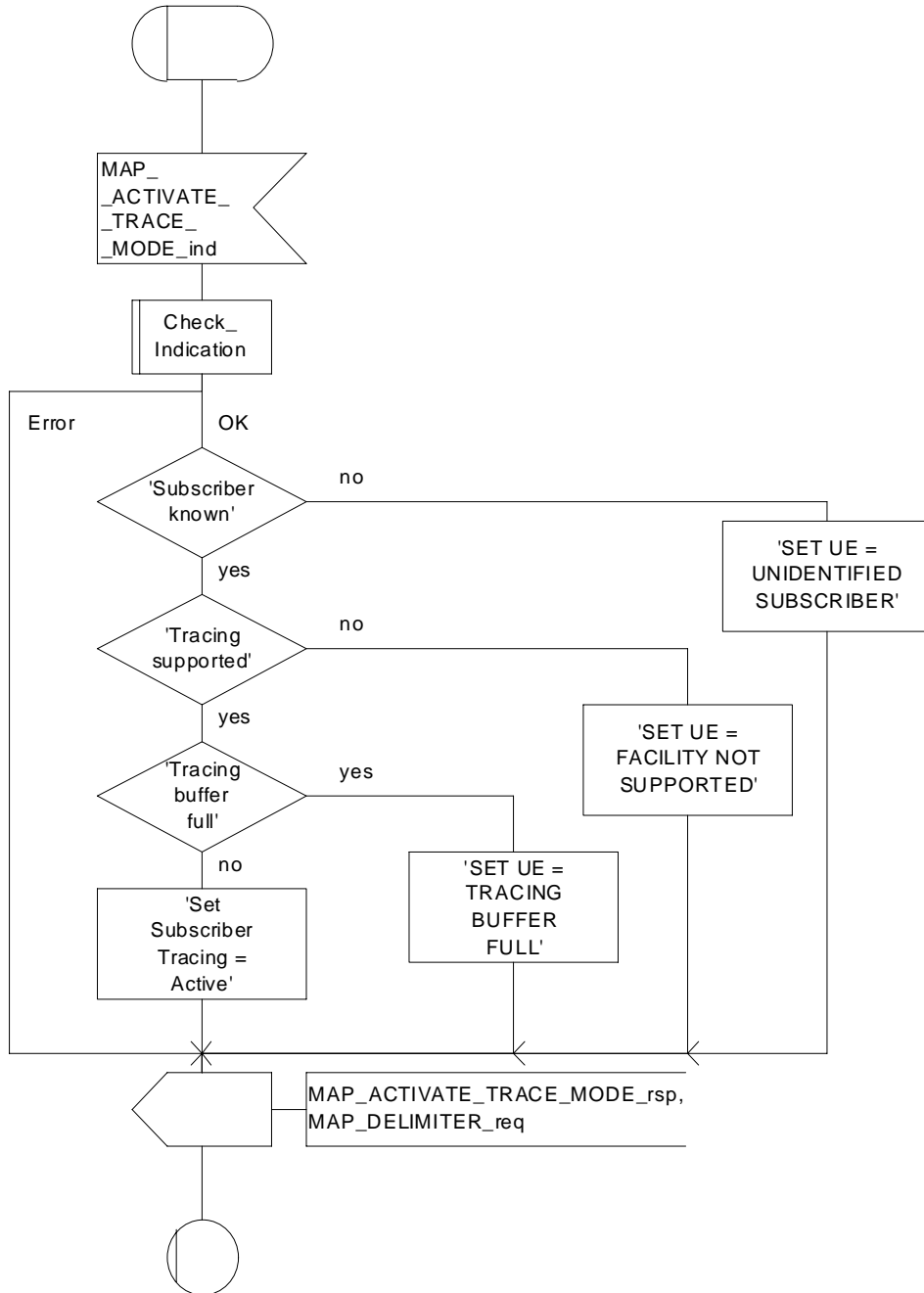


Figure 25.9/7: Macro Activate_Tracing_SGSN

25.10 Short Message Alert procedures

25.10.1 Subscriber_Present_VLR process

The Subscriber_Present_VLR process is invoked by the VLR, when the mobile subscriber becomes active and the MNRF flag is set. The general description of the short message alert procedures is in the subclause 23.4.

The VLR sends the MAP_READY_FOR_SM request to the HLR and waits for the HLR to answer. When receiving the answer, the VLR will act as follows:

- the MNRF flag is cleared if the procedure is successful;
- the MNRF flag is not cleared if the procedure is not successful.

The Subscriber_Present_VLR process is shown in the figure 25.10/1.

Process Subscriber_Present_VLR

25.10_1(1)

Figure 25.10/1: The short message alert process in the VLR for mobile present situation

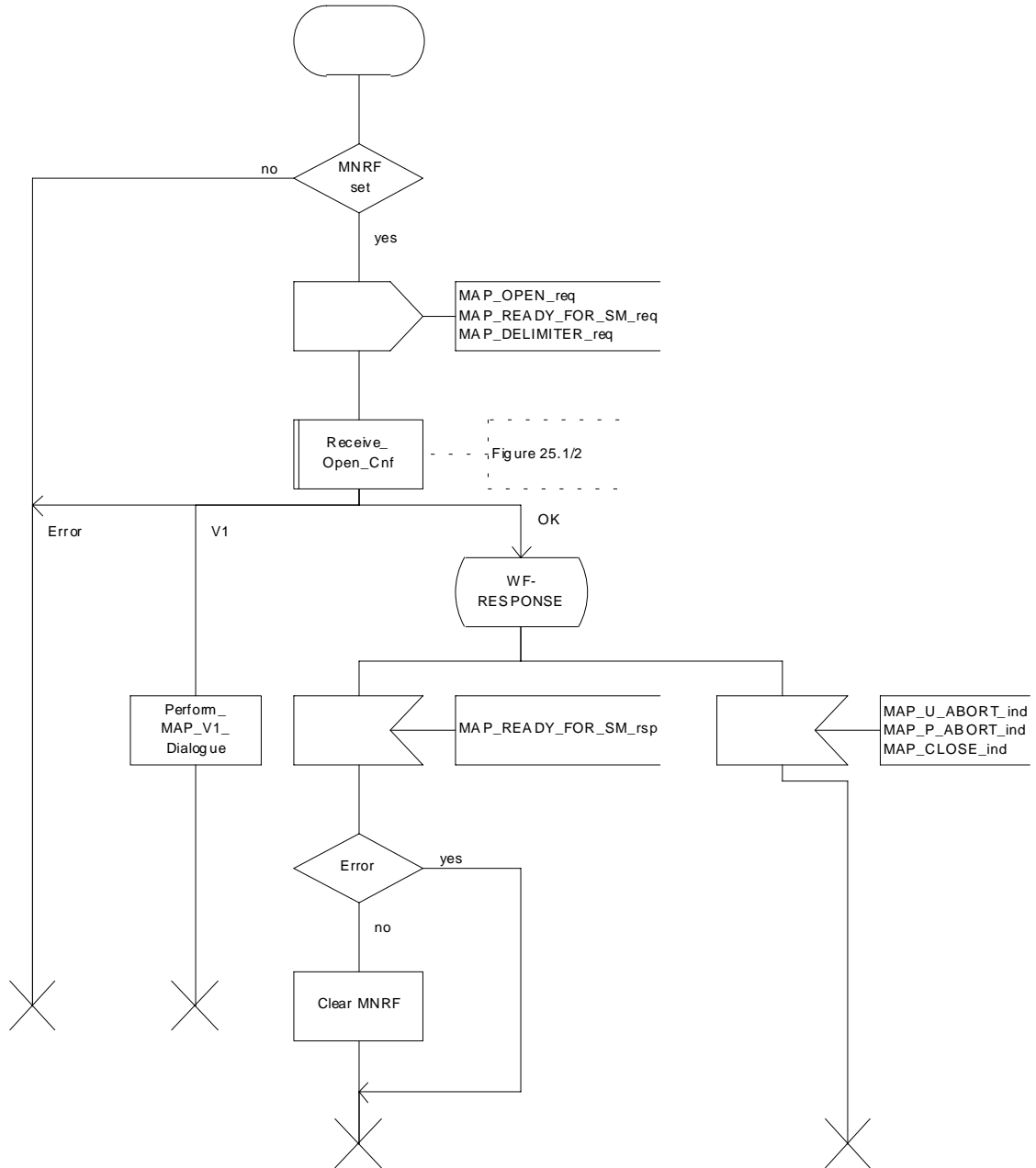


Figure 25.10/1: Process Subscriber_Present_VLR

25.10.2 Macro Alert_Service_Centre_HLR

The Alert_Service_Centre_HLR macro is initiated when the HLR notices that the Service Centre(s) shall be alerted. The macro starts process Alert_Service_Centre_HLR for every SC address in the MWD list.

In the process Alert_Service_Centre_HLR the HLR sends MAP_ALERT_SERVICE_CENTRE request to the appropriate IWMSC. The MWD entry is deleted when the positive acknowledgement is received from the IWMSC. The unsuccessful alert may be repeated. The MWD entry should be purged in the unsuccessful case, at least when a suitable time period has expired.

The Alert_Service_Centre_HLR macro is shown in the figure 25.10/2 and the Alert_Service_Centre_HLR process is shown in the figure 25.10/3.

Macrodefinition Alert_Service_Centre_HLR

25.10_2(1)

Figure 25.10/2: The short message alert macro in the HLR

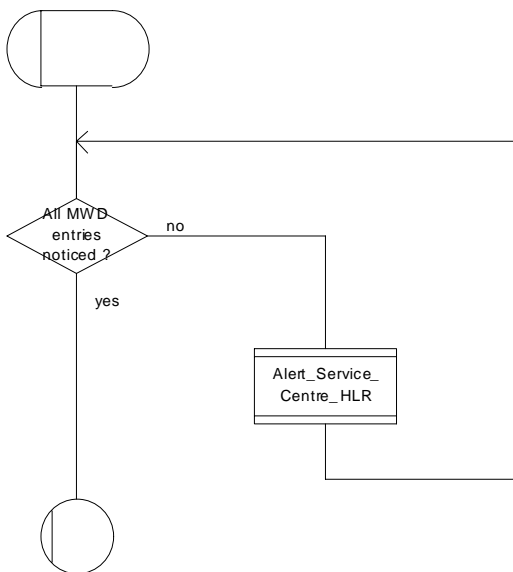


Figure 25.10/2: Macro Alert_Service_Centre_HLR

Process Alert_Service_Centre_HLR

22.10_3(1)

Figure 25.10/3: The short message alert process in the HLR

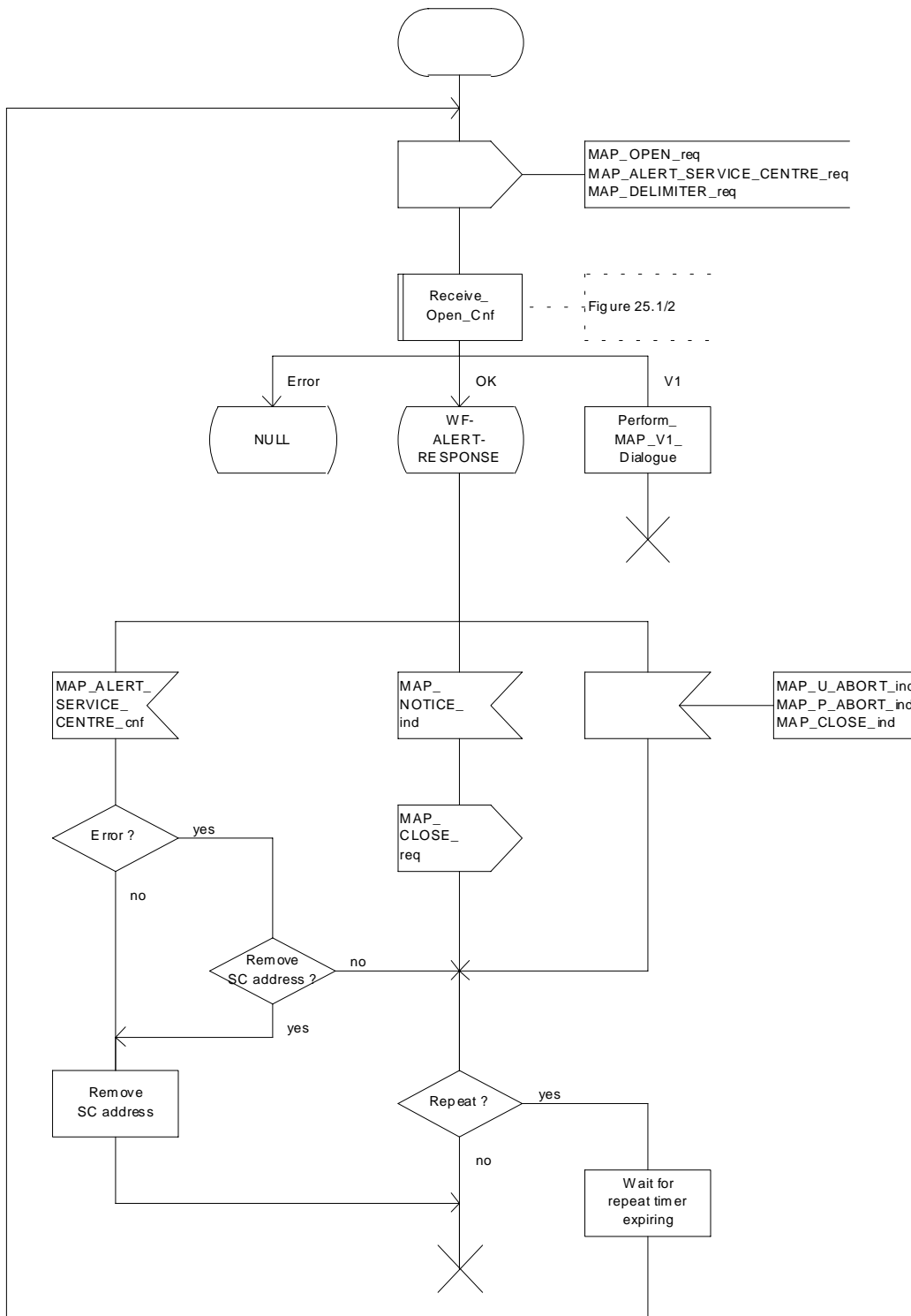


Figure 25.10/3: Process Alert_Service_Centre_HLR

25.10.3 The Mobile Subscriber is present

When receiving Page response, Attach request or Routing area update request messages (GSM 04.08), while the MS not reachable for GPRS (MNRG) flag is set, the SGSN will send the MAP_READY_FOR_SM request towards the HLR. The Alert Reason is set to indicate that the mobile subscriber is present for GPRS.

When receiving the answer, the SGSN will act as follows:

- MNRG is cleared if the procedure is successful
- MNRG is not cleared if the procedure is not successful

The Subscriber_Present_SGSN process is shown in the figure 25.10/4.

Process Subscriber_Present_SGSN

25.10_4(1)

Figure 25.10/4: The short message alert process in the SGSN for mobile present situation

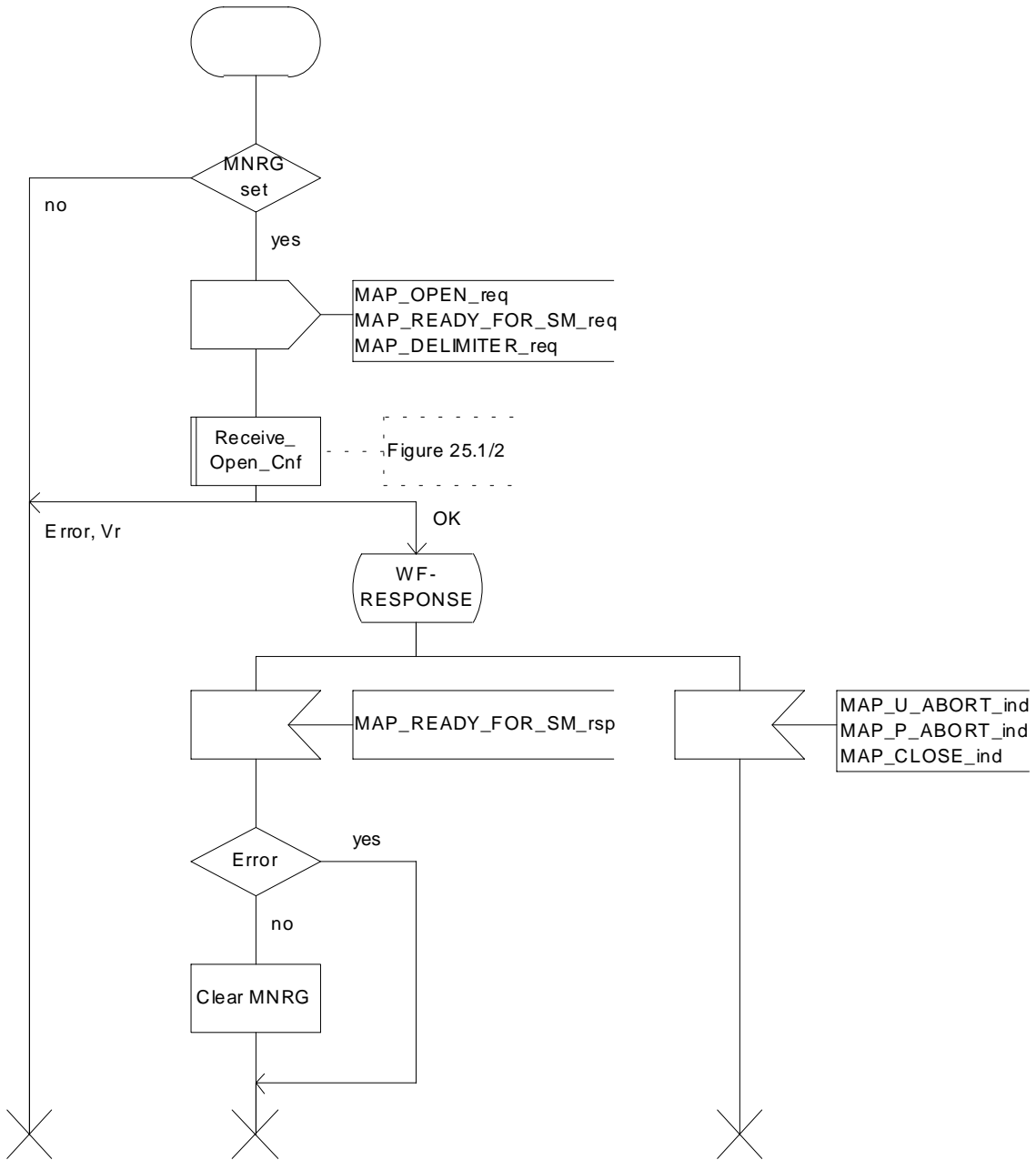


Figure 25.10/4: Process Subscriber_Present_SGSN

Annex A (informative): Cross-reference for abstract syntaxes of MAP

Annex A is not part of the standard, it is included for information purposes only.

For every ASN.1 item such as identifier, type-reference or value-reference the cross-reference allows to locate all occurrences by means of module-name and line numbers. For that purpose line numbers are printed at the left margin in front of each ASN.1 source line starting with 1 for every module.

The items are sorted alphabetically in the cross-reference in a case-insensitive manner. Occurrences of an item are its definition and all its usages such as in exports, imports or within a type or value assignment.

For every item additional information is provided such as kind of item (identifier, value reference, type reference), and tag, associated type and value if applicable.

The cross-reference for a root module includes all modules referred to directly or indirectly via imports. The cross-references for the root modules MAP-Protocol/TCAPMessages and MAP-DialoguePDU are included.

TAG R4.60 Cross Reference Listing for MAP-Protocol 2000-03-28 08:06:44 PAGE 1

```

&extensionId.....identifier of Fieldspec
  DEFINED in MAP-ExtensionDataTypes : 24
  USED in MAP-ExtensionDataTypes : 41

&ExtensionType.....identifier of Fieldspec
  DEFINED in MAP-ExtensionDataTypes : 23
  USED in MAP-ExtensionDataTypes : 43

abort.....identifier of [APPLICATION 7] IMPLICIT Abort
  DEFINED in TCAPMessages : 56

Abort.....type reference SEQUENCE
  DEFINED in TCAPMessages : 74
  USED in TCAPMessages : 56

absentSubscriber.....value reference AbsentSubscriber, CHOICE VALUE
  DEFINED in MAP-Protocol : 371

AbsentSubscriber.....type reference ERROR
  DEFINED in MAP-Errors : 272
  USED in MAP-Protocol : 135 371
  USED in MAP-MobileServiceOpera : 93 433
  USED in MAP-CallHandlingOperat : 40 96 115 188
  USED in MAP-SupplementaryServi : 50 197 211
  USED in MAP-LocationServiceOpe : 28 63 79
  USED in MAP-Errors : 47

absentSubscriber.....identifier of Named Number, 1
  DEFINED in MAP-SM-DataTypes : 165

absentSubscriberDiagnosticSM.....identifier of [0] AbsentSubscriberDiagnosticSM
  DEFINED in MAP-SM-DataTypes : 147

absentSubscriberDiagnosticSM.....identifier of AbsentSubscriberDiagnosticSM
  DEFINED in MAP-ER-DataTypes : 155

AbsentSubscriberDiagnosticSM.....type reference INTEGER
  DEFINED in MAP-ER-DataTypes : 165
  USED in MAP-MS-DataTypes : 185 1407
  USED in MAP-SM-DataTypes : 40 147 159
  USED in MAP-ER-DataTypes : 43 155 160

absentSubscriberParam.....identifier of AbsentSubscriberParam
  DEFINED in MAP-Errors : 274

AbsentSubscriberParam.....type reference SEQUENCE
  DEFINED in MAP-ER-DataTypes : 242
  USED in MAP-Errors : 124 274
  USED in MAP-ER-DataTypes : 34

```

```

absentSubscriberReason.....identifier of [0] AbsentSubscriberReason
  DEFINED in MAP-ER-DataTypes      :    245

AbsentSubscriberReason.....type reference ENUMERATED
  DEFINED in MAP-ER-DataTypes      :    247
  USED in MAP-ER-DataTypes         :    245

absentSubscriberSM.....value reference AbsentSubscriberSM, CHOICE VALUE
  DEFINED in MAP-Protocol           :    417

AbsentSubscriberSM.....type reference ERROR
  DEFINED in MAP-Errors             :    407
  USED in MAP-Protocol              :    156   417
  USED in MAP-ShortMessageServic   :    40    79   109
  USED in MAP-Errors                :    79

absentSubscriberSM-Param.....identifier of AbsentSubscriberSM-Param
  DEFINED in MAP-Errors             :    409

AbsentSubscriberSM-Param.....type reference SEQUENCE
  DEFINED in MAP-ER-DataTypes       :    154
  USED in MAP-Errors                :    134   409
  USED in MAP-ER-DataTypes          :    42

accepted.....identifier of Named Number, 0
  DEFINED in MAP-CH-DataTypes       :    400

accessNetworkProtocolId.....identifier of AccessNetworkProtocolId
  DEFINED in MAP-CommonDataTypes    :    238

```


TAG R4.60 Cross Reference Listing for MAP-Protocol 2000-03-28 08:06:44
PAGE 2

AccessNetworkProtocolId.....type reference ENUMERATED
DEFINED in MAP-CommonDataTypes : 245
USED in MAP-CommonDataTypes : 238

AccessNetworkSignalInfo.....type reference SEQUENCE
DEFINED in MAP-CommonDataTypes : 237
USED in MAP-MS-DataTypes : 156 396 404 416 426 431 436 441
USED in MAP-CommonDataTypes : 23

accessOutsideLSAsAllowed.....identifier of Named Number, 0
DEFINED in MAP-MS-DataTypes : 718

accessOutsideLSAsRestricted.....identifier of Named Number, 1
DEFINED in MAP-MS-DataTypes : 719

activate.....identifier of Named Number, 1
DEFINED in MAP-MS-DataTypes : 1707

activateSS.....value reference ActivateSS, CHOICE VALUE
DEFINED in MAP-Protocol : 245

ActivateSS.....type reference OPERATION
DEFINED in MAP-SupplementaryServi : 121
USED in MAP-Protocol : 71 245
USED in MAP-SupplementaryServi : 15

activateTraceMode.....value reference ActivateTraceMode, CHOICE VALUE
DEFINED in MAP-Protocol : 222

ActivateTraceMode.....type reference OPERATION
DEFINED in MAP-OperationAndMainte : 50
USED in MAP-Protocol : 46 222
USED in MAP-OperationAndMainte : 13

activateTraceModeArg.....identifier of ActivateTraceModeArg
DEFINED in MAP-OperationAndMainte : 52

ActivateTraceModeArg.....type reference SEQUENCE
DEFINED in MAP-OM-DataTypes : 36
USED in MAP-OperationAndMainte : 34 52
USED in MAP-OM-DataTypes : 14

activateTraceModeRes.....identifier of ActivateTraceModeRes
DEFINED in MAP-OperationAndMainte : 54

ActivateTraceModeRes.....type reference SEQUENCE
DEFINED in MAP-OM-DataTypes : 50
USED in MAP-OperationAndMainte : 35 54
USED in MAP-OM-DataTypes : 15

active.....identifier of Named Number, 2
DEFINED in MAP-SS-DataTypes : 287

additionalAbsentSubscriberDiagnosticSM..identifier of [5] AbsentSubscriberDiagnosticSM
DEFINED in MAP-SM-DataTypes : 159

additionalAbsentSubscriberDiagnosticSM..identifier of [0] AbsentSubscriberDiagnosticSM
DEFINED in MAP-ER-DataTypes : 160

additionalSignalInfo.....identifier of [17] Ext-ExternalSignalInfo
DEFINED in MAP-CH-DataTypes : 113

additionalSignalInfo.....identifier of [14] Ext-ExternalSignalInfo
DEFINED in MAP-CH-DataTypes : 214

additionalSM-DeliveryOutcome.....identifier of [4] SM-DeliveryOutcome
DEFINED in MAP-SM-DataTypes : 157

additional-Number.....identifier of [6] Additional-Number
DEFINED in MAP-SM-DataTypes : 93

Additional-Number.....type reference CHOICE
DEFINED in MAP-SM-DataTypes : 97
USED in MAP-SM-DataTypes : 93

AddressString.....	type	reference	OCTET	STRING
DEFINED in MAP-CommonDataTypes	:	99		
USED in MAP-MS-DataTypes	:	152	1681	
USED in MAP-CommonDataTypes	:	16	143	149 366
USED in MAP-OM-DataTypes	:	21	40	
USED in MAP-SS-DataTypes	:	44	75	300
USED in MAP-SM-DataTypes	:	31	55	135 140 145 176

TAG R4.60 Cross Reference Listing for MAP-Protocol 2000-03-28 08:06:44
 PAGE 3

```

        USED in MAP-LCS-DataTypes      :      26   102

AgeIndicator.....type reference OCTET STRING
    DEFINED in MAP-MS-DataTypes      :      219
        USED in MAP-MS-DataTypes      :      217   552

ageOfLocationEstimate.....identifier of [0] AgeOfLocationInformation
    DEFINED in MAP-LCS-DataTypes      :      166

ageOfLocationEstimate.....identifier of [6] AgeOfLocationInformation
    DEFINED in MAP-LCS-DataTypes      :      227

ageOfLocationInformation.....identifier of AgeOfLocationInformation
    DEFINED in MAP-MS-DataTypes      :     1516

AgeOfLocationInformation.....type reference INTEGER
    DEFINED in MAP-CommonDataTypes    :      484
        USED in MAP-MS-DataTypes      :      169   1516
        USED in MAP-CommonDataTypes    :       57
        USED in MAP-LCS-DataTypes      :       32   166   227

alertingCategory-1.....value reference AlertingPattern, '00000100'B
    DEFINED in MAP-CommonDataTypes    :      273

alertingCategory-2.....value reference AlertingPattern, '00000101'B
    DEFINED in MAP-CommonDataTypes    :      274

alertingCategory-3.....value reference AlertingPattern, '00000110'B
    DEFINED in MAP-CommonDataTypes    :      275

alertingCategory-4.....value reference AlertingPattern, '00000111'B
    DEFINED in MAP-CommonDataTypes    :      276

alertingCategory-5.....value reference AlertingPattern, '00001000'B
    DEFINED in MAP-CommonDataTypes    :      277

alertingLevel-0.....value reference AlertingPattern, '00000000'B
    DEFINED in MAP-CommonDataTypes    :      267

alertingLevel-1.....value reference AlertingPattern, '00000001'B
    DEFINED in MAP-CommonDataTypes    :      268

alertingLevel-2.....value reference AlertingPattern, '00000010'B
    DEFINED in MAP-CommonDataTypes    :      269

AlertingPattern.....type reference OCTET STRING
    DEFINED in MAP-CommonDataTypes    :      254
        USED in MAP-CommonDataTypes    :       26   267   268   269   273   274   275   276   277
        USED in MAP-CH-DataTypes      :       71   110   211   390
        USED in MAP-SS-DataTypes      :       50   224

alertingPattern.....identifier of [14] AlertingPattern
    DEFINED in MAP-CH-DataTypes      :      110

alertingPattern.....identifier of [12] AlertingPattern
    DEFINED in MAP-CH-DataTypes      :      211

alertingPattern.....identifier of [5] AlertingPattern
    DEFINED in MAP-CH-DataTypes      :      390

alertingPattern.....identifier of AlertingPattern
    DEFINED in MAP-SS-DataTypes      :      224

alertReason.....identifier of AlertReason
    DEFINED in MAP-SM-DataTypes      :      195

AlertReason.....type reference ENUMERATED
    DEFINED in MAP-SM-DataTypes      :      207
        USED in MAP-SM-DataTypes      :       27   195

alertReasonIndicator.....identifier of NULL
    DEFINED in MAP-SM-DataTypes      :      196

alertServiceCentre.....value reference AlertServiceCentre, CHOICE VALUE
    DEFINED in MAP-Protocol           :      265
    
```

```
AlertServiceCentre.....type reference OPERATION
  DEFINED in MAP-ShortMessageServic :    123
  USED in MAP-Protocol                :    91  265
  USED in MAP-ShortMessageServic :    17

alertServiceCentreArg.....identifier of AlertServiceCentreArg
```

TAG R4.60 Cross Reference Listing for MAP-Protocol 2000-03-28 08:06:44
PAGE 4

```

DEFINED in MAP-ShortMessageServic : 125

AlertServiceCentreArg.....type reference SEQUENCE
  DEFINED in MAP-SM-DataTypes : 174
  USED in MAP-ShortMessageServic : 53 125
  USED in MAP-SM-DataTypes : 22

allAdditionalInfoTransferSS.....value reference SS-Code, '10000000'B
  DEFINED in MAP-SS-Code : 107

allAlternateSpeech-DataCDA.....value reference BearerServiceCode, '00110000'B
  DEFINED in MAP-BS-Code : 82

allAlternateSpeech-DataCDS.....value reference BearerServiceCode, '00111000'B
  DEFINED in MAP-BS-Code : 84

allAsynchronousServices.....value reference BearerServiceCode, '01100000'B
  DEFINED in MAP-BS-Code : 95

allBarringSS.....value reference SS-Code, '10010000'B
  DEFINED in MAP-SS-Code : 117

allBearerServices.....value reference BearerServiceCode, '00000000'B
  DEFINED in MAP-BS-Code : 49

allCallCompletionSS.....value reference SS-Code, '01000000'B
  DEFINED in MAP-SS-Code : 72

allCallOfferingSS.....value reference SS-Code, '00110000'B
  DEFINED in MAP-SS-Code : 63

allCallPrioritySS.....value reference SS-Code, '10100000'B
  DEFINED in MAP-SS-Code : 153

allChargingSS.....value reference SS-Code, '01110000'B
  DEFINED in MAP-SS-Code : 99

allCommunityOfInterest-SS.....value reference SS-Code, '01100000'B
  DEFINED in MAP-SS-Code : 93

allCondForwardingSS.....value reference SS-Code, '00101000'B
  DEFINED in MAP-SS-Code : 52

allDataCDA-Services.....value reference BearerServiceCode, '00010000'B
  DEFINED in MAP-BS-Code : 51

allDataCDS-Services.....value reference BearerServiceCode, '00011000'B
  DEFINED in MAP-BS-Code : 60

allDataCircuitAsynchronous.....value reference BearerServiceCode, '01010000'B
  DEFINED in MAP-BS-Code : 92

allDataCircuitSynchronous.....value reference BearerServiceCode, '01011000'B
  DEFINED in MAP-BS-Code : 98

allDataPDS-Services.....value reference BearerServiceCode, '00101000'B
  DEFINED in MAP-BS-Code : 76

allDataTeleservices.....value reference TeleserviceCode, '01110000'B
  DEFINED in MAP-TS-Code : 55

allECT-Barred.....identifier of Named Number, 9
  DEFINED in MAP-MS-DataTypes : 802

allFacsimileTransmissionServices.....value reference TeleserviceCode, '01100000'B
  DEFINED in MAP-TS-Code : 48

allForwardingSS.....value reference SS-Code, '00100000'B
  DEFINED in MAP-SS-Code : 48

allGPRSData.....identifier of NULL
  DEFINED in MAP-MS-DataTypes : 1075

allInformationSent.....identifier of [11] NULL
  DEFINED in MAP-CH-DataTypes : 234

```

```
allLCSPrivacyException.....value reference SS-Code, '10110000'B  
  DEFINED in MAP-SS-Code           :      159  
  
allLineIdentificationSS.....value reference SS-Code, '00010000'B  
  DEFINED in MAP-SS-Code           :      25
```

TAG R4.60 Cross Reference Listing for MAP-Protocol 2000-03-28 08:06:44
PAGE 5

allLSADData.....identifier of NULL
DEFINED in MAP-MS-DataTypes : 1082

allMOLR-SS.....value reference SS-Code, '11000000'B
DEFINED in MAP-SS-Code : 171

allMultiPartySS.....value reference SS-Code, '01010000'B
DEFINED in MAP-SS-Code : 87

allNameIdentificationSS.....value reference SS-Code, '00011000'B
DEFINED in MAP-SS-Code : 40

allOG-CallsBarred.....identifier of Named Number, 0
DEFINED in MAP-MS-DataTypes : 793

allPadAccessCA-Services.....value reference BearerServiceCode, '00100000'B
DEFINED in MAP-BS-Code : 67

allPLMN-specificBS.....value reference BearerServiceCode, '11010000'B
DEFINED in MAP-BS-Code : 110

allPLMN-specificSS.....value reference SS-Code, '11110000'B
DEFINED in MAP-SS-Code : 136

allPLMN-specificTS.....value reference TeleserviceCode, '11010000'B
DEFINED in MAP-TS-Code : 71

allShortMessageServices.....value reference TeleserviceCode, '00100000'B
DEFINED in MAP-TS-Code : 44

allSpeechFollowedByDataCDA.....value reference BearerServiceCode, '01000000'B
DEFINED in MAP-BS-Code : 86

allSpeechFollowedByDataCDS.....value reference BearerServiceCode, '01001000'B
DEFINED in MAP-BS-Code : 88

allSpeechTransmissionServices.....value reference TeleserviceCode, '00010000'B
DEFINED in MAP-TS-Code : 40

allSS.....value reference SS-Code, '00000000'B
DEFINED in MAP-SS-Code : 21

allSynchronousServices.....value reference BearerServiceCode, '01101000'B
DEFINED in MAP-BS-Code : 101

allTeleservices.....value reference TeleserviceCode, '00000000'B
DEFINED in MAP-TS-Code : 38

allTeleservices-ExeoptSMS.....value reference TeleserviceCode, '10000000'B
DEFINED in MAP-TS-Code : 58

allVoiceGroupCallServices.....value reference TeleserviceCode, '10010000'B
DEFINED in MAP-TS-Code : 67

anonymousLocation.....identifier of Named Number, 3
DEFINED in MAP-CommonDataTypes : 374

anyTimeInterrogation.....value reference AnyTimeInterrogation, CHOICE VALUE
DEFINED in MAP-Protocol : 274

AnyTimeInterrogation.....type reference OPERATION
DEFINED in MAP-MobileServiceOpera : 243
USED in MAP-Protocol : 31 274
USED in MAP-MobileServiceOpera : 27

anyTimeInterrogationArg.....identifier of AnyTimeInterrogationArg
DEFINED in MAP-MobileServiceOpera : 245

AnyTimeInterrogationArg.....type reference SEQUENCE
DEFINED in MAP-MS-DataTypes : 1569
USED in MAP-MobileServiceOpera : 150 245
USED in MAP-MS-DataTypes : 93

anyTimeInterrogationRes.....identifier of AnyTimeInterrogationRes
DEFINED in MAP-MobileServiceOpera : 247

AnyTimeInterrogationRes.....type reference SEQUENCE
DEFINED in MAP-MS-DataTypes : 1576
USED in MAP-MobileServiceOpera : 151 247
USED in MAP-MS-DataTypes : 94

anyTimeModification.....value reference AnyTimeModification, CHOICE VALUE

TAG	R4.60	Cross Reference Listing for MAP-Protocol	2000-03-28	08:06:44
PAGE	6			
	DEFINED in MAP-Protocol	:	279	
	AnyTimeModification.....type reference OPERATION			
	DEFINED in MAP-MobileServiceOpera	:	274	
	USED in MAP-Protocol	:	33	279
	USED in MAP-MobileServiceOpera	:	31	
	anyTimeModificationArg.....identifier of AnyTimeModificationArg			
	DEFINED in MAP-MobileServiceOpera	:	276	
	AnyTimeModificationArg.....type reference SEQUENCE			
	DEFINED in MAP-MS-DataTypes	:	1661	
	USED in MAP-MobileServiceOpera	:	146	276
	USED in MAP-MS-DataTypes	:	99	
	anyTimeModificationRes.....identifier of AnyTimeModificationRes			
	DEFINED in MAP-MobileServiceOpera	:	278	
	AnyTimeModificationRes.....type reference SEQUENCE			
	DEFINED in MAP-MS-DataTypes	:	1671	
	USED in MAP-MobileServiceOpera	:	147	278
	USED in MAP-MS-DataTypes	:	100	
VALUE	anyTimeSubscriptionInterrogation.value reference AnyTimeSubscriptionInterrogation, CHOICE			
	DEFINED in MAP-Protocol	:	278	
	AnyTimeSubscriptionInterrogation.....type reference OPERATION			
	DEFINED in MAP-MobileServiceOpera	:	257	
	USED in MAP-Protocol	:	32	278
	USED in MAP-MobileServiceOpera	:	30	
	anyTimeSubscriptionInterrogationArg....identifier of AnyTimeSubscriptionInterrogationArg			
	DEFINED in MAP-MobileServiceOpera	:	259	
	AnyTimeSubscriptionInterrogationArg....type reference SEQUENCE			
	DEFINED in MAP-MS-DataTypes	:	1584	
	USED in MAP-MobileServiceOpera	:	144	259
	USED in MAP-MS-DataTypes	:	97	
	anyTimeSubscriptionInterrogationRes....identifier of AnyTimeSubscriptionInterrogationRes			
	DEFINED in MAP-MobileServiceOpera	:	261	
	AnyTimeSubscriptionInterrogationRes....type reference SEQUENCE			
	DEFINED in MAP-MS-DataTypes	:	1592	
	USED in MAP-MobileServiceOpera	:	145	261
	USED in MAP-MS-DataTypes	:	98	
	an-APDU.....identifier of AccessNetworkSignalInfo			
	DEFINED in MAP-MS-DataTypes	:	396	
	an-APDU.....identifier of [2] AccessNetworkSignalInfo			
	DEFINED in MAP-MS-DataTypes	:	404	
	an-APDU.....identifier of [2] AccessNetworkSignalInfo			
	DEFINED in MAP-MS-DataTypes	:	416	
	an-APDU.....identifier of [3] AccessNetworkSignalInfo			
	DEFINED in MAP-MS-DataTypes	:	426	
	an-APDU.....identifier of AccessNetworkSignalInfo			
	DEFINED in MAP-MS-DataTypes	:	431	
	an-APDU.....identifier of AccessNetworkSignalInfo			
	DEFINED in MAP-MS-DataTypes	:	436	
	an-APDU.....identifier of AccessNetworkSignalInfo			
	DEFINED in MAP-MS-DataTypes	:	441	
	aocc.....value reference SS-Code, '01110010'B			
	DEFINED in MAP-SS-Code	:	104	
	aoci.....value reference SS-Code, '01110001'B			
	DEFINED in MAP-SS-Code	:	102	

apn.....identifier of [20] APN
DEFINED in MAP-MS-DataTypes : 597

APN.....type reference OCTET STRING
DEFINED in MAP-MS-DataTypes : 666
USED in MAP-MS-DataTypes : 597

asciiCallReference.....identifier of ASCII-CallReference

TAG R4.60 Cross Reference Listing for MAP-Protocol 2000-03-28 08:06:44
 PAGE 7

```

    DEFINED in MAP-GR-DataTypes : 51

    ASCII-CallReference.....type reference TBCD-STRING
        DEFINED in MAP-CommonDataTypes : 297
        USED in MAP-CommonDataTypes : 40
        USED in MAP-GR-DataTypes : 26 51

    assumedIdle.....identifier of [0] NULL
        DEFINED in MAP-MS-DataTypes : 1556

    ati-NotAllowed.....value reference ATI-NotAllowed, CHOICE VALUE
        DEFINED in MAP-Protocol : 383

    ATI-NotAllowed.....type reference ERROR
        DEFINED in MAP-Errors : 316
        USED in MAP-Protocol : 142 383
        USED in MAP-MobileServiceOpera : 90 250
        USED in MAP-Errors : 54

    ati-NotAllowedParam.....identifier of ATI-NotAllowedParam
        DEFINED in MAP-Errors : 318

    ATI-NotAllowedParam.....type reference SEQUENCE
        DEFINED in MAP-ER-DataTypes : 278
        USED in MAP-Errors : 131 318
        USED in MAP-ER-DataTypes : 39

    atm-NotAllowed.....value reference ATM-NotAllowed, CHOICE VALUE
        DEFINED in MAP-Protocol : 387

    ATM-NotAllowed.....type reference ERROR
        DEFINED in MAP-Errors : 327
        USED in MAP-Protocol : 167 387
        USED in MAP-MobileServiceOpera : 96 280
        USED in MAP-Errors : 58

    atm-NotAllowedParam.....identifier of ATM-NotAllowedParam
        DEFINED in MAP-Errors : 329

    ATM-NotAllowedParam.....type reference SEQUENCE
        DEFINED in MAP-ER-DataTypes : 286
        USED in MAP-Errors : 146 329
        USED in MAP-ER-DataTypes : 55

    atsi-NotAllowed.....value reference ATSI-NotAllowed, CHOICE VALUE
        DEFINED in MAP-Protocol : 386

    ATSI-NotAllowed.....type reference ERROR
        DEFINED in MAP-Errors : 322
        USED in MAP-Protocol : 166 386
        USED in MAP-MobileServiceOpera : 95 263
        USED in MAP-Errors : 57

    atsi-NotAllowedParam.....identifier of ATSI-NotAllowedParam
        DEFINED in MAP-Errors : 324

    ATSI-NotAllowedParam.....type reference SEQUENCE
        DEFINED in MAP-ER-DataTypes : 282
        USED in MAP-Errors : 145 324
        USED in MAP-ER-DataTypes : 54

    attach.....identifier of Named Number, 1
        DEFINED in MAP-MS-DataTypes : 655

    attachChangeOfPosition.....identifier of Named Number, 2
        DEFINED in MAP-MS-DataTypes : 656

    authenticationFailureReport.....value reference AuthenticationFailureReport, CHOICE
    VALUE
        DEFINED in MAP-Protocol : 198

    AuthenticationFailureReport.....type reference OPERATION
        DEFINED in MAP-MobileServiceOpera : 359
        USED in MAP-Protocol : 23 198
        USED in MAP-MobileServiceOpera : 46
    
```

authenticationFailureReportArg.....identifier of AuthenticationFailureReportArg
DEFINED in MAP-MobileServiceOpera : 361

AuthenticationFailureReportArg.....type reference SEQUENCE
DEFINED in MAP-MS-DataTypes : 353
USED in MAP-MobileServiceOpera : 132 361
USED in MAP-MS-DataTypes : 43

TAG R4.60 Cross Reference Listing for MAP-Protocol 2000-03-28 08:06:44
 PAGE 8

authenticationFailureReportRes.....identifier of AuthenticationFailureReportRes
 DEFINED in MAP-MobileServiceOpera : 363

AuthenticationFailureReportRes.....type reference SEQUENCE
 DEFINED in MAP-MS-DataTypes : 359
 USED in MAP-MobileServiceOpera : 133 363
 USED in MAP-MS-DataTypes : 44

AuthenticationQuintuplet.....type reference SEQUENCE
 DEFINED in MAP-MS-DataTypes : 308
 USED in MAP-MS-DataTypes : 300

authenticationSetList.....identifier of AuthenticationSetList
 DEFINED in MAP-MS-DataTypes : 285

AuthenticationSetList.....type reference CHOICE
 DEFINED in MAP-MS-DataTypes : 292
 USED in MAP-MS-DataTypes : 285 522

authenticationSetList.....identifier of AuthenticationSetList
 DEFINED in MAP-MS-DataTypes : 522

AuthenticationTriplet.....type reference SEQUENCE
 DEFINED in MAP-MS-DataTypes : 302
 USED in MAP-MS-DataTypes : 297

autn.....identifier of AUTN
 DEFINED in MAP-MS-DataTypes : 313

AUTN.....type reference OCTET STRING
 DEFINED in MAP-MS-DataTypes : 343
 USED in MAP-MS-DataTypes : 313

automaticFacsimileGroup3.....value reference TeleserviceCode, '01100010'B
 DEFINED in MAP-TS-Code : 50

autonomousSelfLocation.....value reference SS-Code, '11000010'B
 DEFINED in MAP-SS-Code : 175

AUTS.....type reference OCTET STRING
 DEFINED in MAP-MS-DataTypes : 345
 USED in MAP-MS-DataTypes : 518

auts.....identifier of AUTS
 DEFINED in MAP-MS-DataTypes : 518

a-side.....identifier of Named Number, 0
 DEFINED in MAP-CH-DataTypes : 363

badlyFormattedTransactionPortion.....identifier of Named Number, 2
 DEFINED in TCAPMessages : 105

badlyStructuredComponent.....identifier of Named Number, 2
 DEFINED in TCAPMessages : 181

baic.....value reference SS-Code, '10011010'B
 DEFINED in MAP-SS-Code : 130

baoc.....value reference SS-Code, '10010010'B
 DEFINED in MAP-SS-Code : 121

barringOfIncomingCalls.....value reference SS-Code, '10011001'B
 DEFINED in MAP-SS-Code : 128

barringOfOutgoingCalls.....value reference SS-Code, '10010001'B
 DEFINED in MAP-SS-Code : 119

barringServiceActive.....identifier of Named Number, 0
 DEFINED in MAP-ER-DataTypes : 107

basicCall.....identifier of Named Number, 0
 DEFINED in MAP-CH-DataTypes : 122

basicISTSupported.....identifier of Named Number, 0

DEFINED in MAP-MS-DataTypes : 224

basicSelfLocation.....value reference SS-Code, '11000001'B
DEFINED in MAP-SS-Code : 173

basicService.....identifier of Ext-BasicServiceCode
DEFINED in MAP-MS-DataTypes : 840

```

basicService.....identifier of Ext-BasicServiceCode
    DEFINED in MAP-MS-DataTypes      :    898

basicService.....identifier of Ext-BasicServiceCode
    DEFINED in MAP-MS-DataTypes      :    941

basicService.....identifier of [1] Ext-BasicServiceCode
    DEFINED in MAP-MS-DataTypes      :   1679

basicService.....identifier of [1] Ext-BasicServiceCode
    DEFINED in MAP-MS-DataTypes      :   1690

basicService.....identifier of [5] Ext-BasicServiceCode
    DEFINED in MAP-CH-DataTypes      :    155

basicService.....identifier of BasicServiceCode
    DEFINED in MAP-SS-DataTypes      :    74

basicService.....identifier of BasicServiceCode
    DEFINED in MAP-SS-DataTypes      :    99

basicService.....identifier of BasicServiceCode
    DEFINED in MAP-SS-DataTypes      :   156

basicService.....identifier of BasicServiceCode
    DEFINED in MAP-SS-DataTypes      :   185

basicService.....identifier of BasicServiceCode
    DEFINED in MAP-ER-DataTypes      :   129

BasicServiceCode.....type reference CHOICE
    DEFINED in MAP-CommonDataTypes   :    416
    USED in MAP-CommonDataTypes      :    47
    USED in MAP-SS-DataTypes          :    49    74    99    156    185    209    264
    USED in MAP-ER-DataTypes          :    73    129

basicServiceCriteria.....identifier of [1] BasicServiceCriteria
    DEFINED in MAP-MS-DataTypes      :   1206

basicServiceCriteria.....identifier of [0] BasicServiceCriteria
    DEFINED in MAP-MS-DataTypes      :   1214

BasicServiceCriteria.....type reference SEQUENCE OF
    DEFINED in MAP-MS-DataTypes      :   1234
    USED in MAP-MS-DataTypes          :    68   1206   1214

basicServiceGroup.....identifier of [9] Ext-BasicServiceCode
    DEFINED in MAP-CH-DataTypes      :   104

basicServiceGroup.....identifier of [1] Ext-BasicServiceCode
    DEFINED in MAP-CH-DataTypes      :   225

basicServiceGroup.....identifier of [3] BasicServiceCode
    DEFINED in MAP-SS-DataTypes      :   209

basicServiceGroupList.....identifier of Ext-BasicServiceGroupList
    DEFINED in MAP-MS-DataTypes      :   916

basicServiceGroupList.....identifier of Ext-BasicServiceGroupList
    DEFINED in MAP-MS-DataTypes      :   963

basicServiceGroupList.....identifier of BasicServiceGroupList
    DEFINED in MAP-SS-DataTypes      :   164

basicServiceGroupList.....identifier of [2] BasicServiceGroupList
    DEFINED in MAP-SS-DataTypes      :   216

BasicServiceGroupList.....type reference SEQUENCE OF
    DEFINED in MAP-SS-DataTypes      :   263
    USED in MAP-SS-DataTypes          :   164   216

basicServiceList.....identifier of [1] BasicServiceList
    DEFINED in MAP-MS-DataTypes      :  1057
    
```

BasicServiceList.....type reference SEQUENCE OF
 DEFINED in MAP-MS-DataTypes : 1088
 USED in MAP-MS-DataTypes : 1057

bearerService.....identifier of [2] BearerServiceCode
 DEFINED in MAP-CommonDataTypes : 417

TAG R4.60 Cross Reference Listing for MAP-Protocol 2000-03-28 08:06:44
 PAGE 10

```

BearerServiceCode.....type reference OCTET STRING
  DEFINED in MAP-BS-Code      : 11
  USED in MAP-CommonDataTypes : 69 417
  USED in MAP-BS-Code        : 49 51 52 53 54 55 56 57 58
                             60 61 62 63 64 65 67 68 69
                             70 71 72 73 74 76 77 78 79
                             80 82 84 86 88 92 95 98 101
                             110 111 112 113 114 115 116 117 118
                             119 120 121 122 123 124 125

bearerServiceList.....identifier of [4] BearerServiceList
  DEFINED in MAP-MS-DataTypes : 754

BearerServiceList.....type reference SEQUENCE OF
  DEFINED in MAP-MS-DataTypes : 776
  USED in MAP-MS-DataTypes    : 754 1041

bearerServiceList.....identifier of [2] BearerServiceList
  DEFINED in MAP-MS-DataTypes : 1041

bearerServiceNotProvisioned.....value reference BearerServiceNotProvisioned, CHOICE
VALUE
  DEFINED in MAP-Protocol      : 349

BearerServiceNotProvisioned.....type reference ERROR
  DEFINED in MAP-Errors        : 237
  USED in MAP-Protocol         : 128 349
  USED in MAP-MobileServiceOpera : 97 267 284
  USED in MAP-CallHandlingOperat : 37 94
  USED in MAP-SupplementaryServi : 37 97 114 131 151 169
  USED in MAP-Errors          : 32

bearerServNotProvParam.....identifier of BearerServNotProvParam
  DEFINED in MAP-Errors        : 239

BearerServNotProvParam.....type reference SEQUENCE
  DEFINED in MAP-ER-DataTypes  : 226
  USED in MAP-Errors           : 119 239
  USED in MAP-ER-DataTypes     : 30

begin.....identifier of [APPLICATION 2] IMPLICIT Begin
  DEFINED in TCAPMessages      : 53

Begin.....type reference SEQUENCE
  DEFINED in TCAPMessages      : 61
  USED in TCAPMessages         : 53

bicRoam.....value reference SS-Code, '10011011'B
  DEFINED in MAP-SS-Code       : 132

blackListed.....identifier of Named Number, 1
  DEFINED in MAP-MS-DataTypes  : 531

boic.....value reference SS-Code, '10010011'B
  DEFINED in MAP-SS-Code       : 123

boicExHC.....value reference SS-Code, '10010100'B
  DEFINED in MAP-SS-Code       : 125

bothMSCAndSGSN.....identifier of Named Number, 0
  DEFINED in MAP-MS-DataTypes  : 579

broadcastInitEntitlement.....identifier of NULL
  DEFINED in MAP-MS-DataTypes  : 1478

broadcastService.....identifier of Named Number, 0
  DEFINED in MAP-CommonDataTypes : 371

busy.....identifier of Named Number, 1
  DEFINED in MAP-CH-DataTypes  : 131

busy.....identifier of Named Number, 2
  DEFINED in MAP-CH-DataTypes  : 373

busySubscriber.....value reference BusySubscriber, CHOICE VALUE
    
```

```
DEFINED in MAP-Protocol          :    372
BusySubscriber.....type reference ERROR
DEFINED in MAP-Errors             :    279
USED in MAP-Protocol              :    136    372
USED in MAP-CallHandlingOperat   :     41     97    190
USED in MAP-Errors                :     45
```

TAG R4.60 Cross Reference Listing for MAP-Protocol 2000-03-28 08:06:44
 PAGE 11

busySubscriberParam.....identifier of BusySubscriberParam
 DEFINED in MAP-Errors : 281

BusySubscriberParam.....type reference SEQUENCE
 DEFINED in MAP-ER-DataTypes : 260
 USED in MAP-Errors : 125 281
 USED in MAP-ER-DataTypes : 35

b-side.....identifier of Named Number, 1
 DEFINED in MAP-CH-DataTypes : 364

b-subscriberNumber.....identifier of [1] ISDN-AddressString
 DEFINED in MAP-SS-DataTypes : 207

b-subscriberNumber.....identifier of [5] ISDN-AddressString
 DEFINED in MAP-SS-DataTypes : 280

b-subscriberSubaddress.....identifier of [2] ISDN-SubaddressString
 DEFINED in MAP-SS-DataTypes : 208

b-Subscriber-Address.....identifier of [3] ISDN-AddressString
 DEFINED in MAP-CH-DataTypes : 284

callBarred.....value reference CallBarred, CHOICE VALUE
 DEFINED in MAP-Protocol : 374

CallBarred.....type reference ERROR
 DEFINED in MAP-Errors : 289
 USED in MAP-Protocol : 138 374
 USED in MAP-MobileServiceOpera : 99 269 286
 USED in MAP-CallHandlingOperat : 43 99
 USED in MAP-SupplementaryServi : 39 99 116 133 153 171 185 226 260
 277
 USED in MAP-ShortMessageServic : 36 78
 USED in MAP-Errors : 48

callBarredParam.....identifier of CallBarredParam
 DEFINED in MAP-Errors : 291

CallBarredParam.....type reference CHOICE
 DEFINED in MAP-ER-DataTypes : 99
 USED in MAP-Errors : 127 291
 USED in MAP-ER-DataTypes : 15

callBarringCause.....identifier of CallBarringCause
 DEFINED in MAP-ER-DataTypes : 100

CallBarringCause.....type reference ENUMERATED
 DEFINED in MAP-ER-DataTypes : 106
 USED in MAP-ER-DataTypes : 100 111

callBarringCause.....identifier of CallBarringCause
 DEFINED in MAP-ER-DataTypes : 111

callBarringData.....identifier of [2] CallBarringData
 DEFINED in MAP-MS-DataTypes : 1594

CallBarringData.....type reference SEQUENCE
 DEFINED in MAP-MS-DataTypes : 1628
 USED in MAP-MS-DataTypes : 1594

CallBarringFeature.....type reference SEQUENCE
 DEFINED in MAP-SS-DataTypes : 155
 USED in MAP-SS-DataTypes : 153

callBarringFeatureList.....identifier of Ext-CallBarFeatureList
 DEFINED in MAP-MS-DataTypes : 890

callBarringFeatureList.....identifier of Ext-CallBarFeatureList
 DEFINED in MAP-MS-DataTypes : 1629

callBarringFeatureList.....identifier of [1] Ext-CallBarFeatureList
 DEFINED in MAP-MS-DataTypes : 1763

callBarringFeatureList.....identifier of CallBarringFeatureList

```
DEFINED in MAP-SS-DataTypes      :    149
CallBarringFeatureList.....type reference SEQUENCE OF
  DEFINED in MAP-SS-DataTypes      :    152
  USED in MAP-SS-DataTypes         :    149
callBarringInfo.....identifier of [1] Ext-CallBarInfo
```

TAG R4.60 Cross Reference Listing for MAP-Protocol 2000-03-28 08:06:44
PAGE 12

```

DEFINED in MAP-MS-DataTypes      :      824

callBarringInfo.....identifier of [1] CallBarringInfo
  DEFINED in MAP-SS-DataTypes     :      86

CallBarringInfo.....type reference SEQUENCE
  DEFINED in MAP-SS-DataTypes     :     147
  USED in MAP-SS-DataTypes       :      86

callBarringInfoFor-CSE.....identifier of [1] Ext-CallBarringInfoFor-CSE
  DEFINED in MAP-MS-DataTypes     :    1751

callBarringSS-Data.....identifier of Named Number, 1
  DEFINED in MAP-MS-DataTypes     :    1724

CallDirection.....type reference OCTET STRING
  DEFINED in MAP-CH-DataTypes     :     291
  USED in MAP-CH-DataTypes       :     283

callDiversionTreatmentIndicator.....identifier of [20] CallDiversionTreatmentIndicator
  DEFINED in MAP-CH-DataTypes     :     116

CallDiversionTreatmentIndicator.....type reference OCTET STRING
  DEFINED in MAP-CH-DataTypes     :     140
  USED in MAP-CH-DataTypes       :     116

calledPartySS-InteractionViolation.....identifier of Named Number, 7
  DEFINED in MAP-ER-DataTypes     :     125

callForwardingData.....identifier of [1] CallForwardingData
  DEFINED in MAP-MS-DataTypes     :    1593

CallForwardingData.....type reference SEQUENCE
  DEFINED in MAP-MS-DataTypes     :    1622
  USED in MAP-MS-DataTypes       :    1593

callForwardingSS-Data.....identifier of Named Number, 0
  DEFINED in MAP-MS-DataTypes     :    1723

callInfo.....identifier of [1] ExternalSignalInfo
  DEFINED in MAP-CH-DataTypes     :     386

callInfo.....identifier of [3] ExternalSignalInfo
  DEFINED in MAP-SS-DataTypes     :     313

callOutcome.....identifier of [1] CallOutcome
  DEFINED in MAP-CH-DataTypes     :     358

CallOutcome.....type reference ENUMERATED
  DEFINED in MAP-CH-DataTypes     :     370
  USED in MAP-CH-DataTypes       :     358

callReferenceNumber.....identifier of [7] CallReferenceNumber
  DEFINED in MAP-CH-DataTypes     :     102

CallReferenceNumber.....type reference OCTET STRING
  DEFINED in MAP-CH-DataTypes     :     127
  USED in MAP-CH-DataTypes       :     22  102  207  224

callReferenceNumber.....identifier of [9] CallReferenceNumber
  DEFINED in MAP-CH-DataTypes     :     207

callReferenceNumber.....identifier of [0] CallReferenceNumber
  DEFINED in MAP-CH-DataTypes     :     224

callrelated.....value reference SS-Code, '10110010'B
  DEFINED in MAP-SS-Code         :     163

callReportdata.....identifier of [2] CallReportData
  DEFINED in MAP-CH-DataTypes     :     347

CallReportData.....type reference SEQUENCE
  DEFINED in MAP-CH-DataTypes     :     356
  USED in MAP-CH-DataTypes       :     347

```

callTerminationIndicator.....identifier of [2] CallTerminationIndicator
DEFINED in MAP-CH-DataTypes : 423

CallTerminationIndicator.....type reference ENUMERATED
DEFINED in MAP-CH-DataTypes : 436
USED in MAP-CH-DataTypes : 423

TAG R4.60 Cross Reference Listing for MAP-Protocol 2000-03-28 08:06:44
 PAGE 13

callToClientNotSetup.....identifier of Named Number, 2
 DEFINED in MAP-ER-DataTypes : 347

callTypeCriteria.....identifier of [2] CallTypeCriteria
 DEFINED in MAP-MS-DataTypes : 1207

CallTypeCriteria.....type reference ENUMERATED
 DEFINED in MAP-MS-DataTypes : 1245
 USED in MAP-MS-DataTypes : 1207

callunrelated.....value reference SS-Code, '10110011'B
 DEFINED in MAP-SS-Code : 166

call-Direction.....identifier of [2] CallDirection
 DEFINED in MAP-CH-DataTypes : 283

camelBusy.....identifier of [1] NULL
 DEFINED in MAP-MS-DataTypes : 1557

camelCapabilityHandling.....identifier of [1] CamelCapabilityHandling
 DEFINED in MAP-MS-DataTypes : 624

camelCapabilityHandling.....identifier of CamelCapabilityHandling
 DEFINED in MAP-MS-DataTypes : 1113

camelCapabilityHandling.....identifier of [0] CamelCapabilityHandling
 DEFINED in MAP-MS-DataTypes : 1159

CamelCapabilityHandling.....type reference INTEGER
 DEFINED in MAP-MS-DataTypes : 1276
 USED in MAP-MS-DataTypes : 67 624 1113 1159 1291 1362

camelCapabilityHandling.....identifier of [1] CamelCapabilityHandling
 DEFINED in MAP-MS-DataTypes : 1291

camelCapabilityHandling.....identifier of [0] CamelCapabilityHandling
 DEFINED in MAP-MS-DataTypes : 1362

camelInfo.....identifier of [11] CamelInfo
 DEFINED in MAP-CH-DataTypes : 106

CamelInfo.....type reference SEQUENCE
 DEFINED in MAP-CH-DataTypes : 255
 USED in MAP-CH-DataTypes : 106

camelRoutingInfo.....identifier of [8] CamelRoutingInfo
 DEFINED in MAP-CH-DataTypes : 263

CamelRoutingInfo.....type reference SEQUENCE
 DEFINED in MAP-CH-DataTypes : 265
 USED in MAP-CH-DataTypes : 263

camelSubscriptionInformation.....identifier of Named Number, 3
 DEFINED in MAP-MS-DataTypes : 1726

camelSubscriptionInfoWithdraw.....identifier of [9] NULL
 DEFINED in MAP-MS-DataTypes : 1065

camel-invoked.....identifier of Named Number, 1
 DEFINED in MAP-SS-DataTypes : 319

camel-SubscriptionInfo.....identifier of [4] CAMEL-SubscriptionInfo
 DEFINED in MAP-MS-DataTypes : 1596

CAMEL-SubscriptionInfo.....type reference SEQUENCE
 DEFINED in MAP-MS-DataTypes : 1644
 USED in MAP-MS-DataTypes : 1596 1673

camel-SubscriptionInfo.....identifier of [1] CAMEL-SubscriptionInfo
 DEFINED in MAP-MS-DataTypes : 1673

cancellationType.....identifier of CancellationType
 DEFINED in MAP-MS-DataTypes : 239

CancellationType.....type reference ENUMERATED

DEFINED in MAP-MS-DataTypes : 244
USED in MAP-MS-DataTypes : 239

cancelLocation.....value reference CancelLocation, CHOICE VALUE
DEFINED in MAP-Protocol : 180

CancelLocation.....type reference OPERATION

TAG R4.60 Cross Reference Listing for MAP-Protocol 2000-03-28 08:06:44
 PAGE 14

```

    DEFINED in MAP-MobileServiceOpera : 187
      USED in MAP-Protocol : 13 180
      USED in MAP-MobileServiceOpera : 16

cancelLocationArg.....identifier of CancelLocationArg
  DEFINED in MAP-MobileServiceOpera : 189

CancelLocationArg.....type reference [3] SEQUENCE
  DEFINED in MAP-MS-DataTypes : 237
      USED in MAP-MobileServiceOpera : 114 189
      USED in MAP-MS-DataTypes : 18

cancelLocationRes.....identifier of CancelLocationRes
  DEFINED in MAP-MobileServiceOpera : 191

CancelLocationRes.....type reference SEQUENCE
  DEFINED in MAP-MS-DataTypes : 251
      USED in MAP-MobileServiceOpera : 115 191
      USED in MAP-MS-DataTypes : 19

category.....identifier of [2] Category
  DEFINED in MAP-MS-DataTypes : 752

Category.....type reference OCTET STRING
  DEFINED in MAP-MS-DataTypes : 769
      USED in MAP-MS-DataTypes : 752

CauseValue.....type reference OCTET STRING
  DEFINED in MAP-MS-DataTypes : 1263
      USED in MAP-MS-DataTypes : 1254 1257

ccbsIdle.....identifier of Named Number, 1
  DEFINED in MAP-CH-DataTypes : 336

ccbsNotIdle.....identifier of Named Number, 0
  DEFINED in MAP-CH-DataTypes : 335

ccbsNotReachable.....identifier of Named Number, 2
  DEFINED in MAP-CH-DataTypes : 337

ccbs-A.....value reference SS-Code, '01000011'B
  DEFINED in MAP-SS-Code : 79

ccbs-B.....value reference SS-Code, '01000100'B
  DEFINED in MAP-SS-Code : 81

ccbs-Busy.....identifier of [1] NULL
  DEFINED in MAP-ER-DataTypes : 264

ccbs-Call.....identifier of [15] NULL
  DEFINED in MAP-CH-DataTypes : 111

ccbs-Call.....identifier of [13] NULL
  DEFINED in MAP-CH-DataTypes : 212

ccbs-Data.....identifier of [1] CCBS-Data
  DEFINED in MAP-SS-DataTypes : 306

CCBS-Data.....type reference SEQUENCE
  DEFINED in MAP-SS-DataTypes : 309
      USED in MAP-SS-DataTypes : 306

ccbs-Feature.....identifier of [2] CCBS-Feature
  DEFINED in MAP-CH-DataTypes : 387

CCBS-Feature.....type reference SEQUENCE
  DEFINED in MAP-SS-DataTypes : 205
      USED in MAP-CH-DataTypes : 58 387
      USED in MAP-SS-DataTypes : 36 201 310 324

ccbs-Feature.....identifier of [0] CCBS-Feature
  DEFINED in MAP-SS-DataTypes : 310

ccbs-Feature.....identifier of [0] CCBS-Feature
  DEFINED in MAP-SS-DataTypes : 324
  
```

```
ccbs-FeatureList.....identifier of [2] CCBS-FeatureList
  DEFINED in MAP-SS-DataTypes      :    195

CCBS-FeatureList.....type reference SEQUENCE OF
  DEFINED in MAP-SS-DataTypes      :    200
  USED in MAP-SS-DataTypes         :    195
```

TAG R4.60 Cross Reference Listing for MAP-Protocol 2000-03-28 08:06:44
PAGE 15

ccbs-Index.....identifier of [0] CCBS-Index
DEFINED in MAP-SS-DataTypes : 206

CCBS-Index.....type reference INTEGER
DEFINED in MAP-SS-DataTypes : 212
USED in MAP-SS-DataTypes : 206 329

ccbs-Index.....identifier of [1] CCBS-Index
DEFINED in MAP-SS-DataTypes : 329

ccbs-Indicators.....identifier of [11] CCBS-Indicators
DEFINED in MAP-CH-DataTypes : 162

CCBS-Indicators.....type reference SEQUENCE
DEFINED in MAP-CH-DataTypes : 177
USED in MAP-CH-DataTypes : 162

ccbs-Monitoring.....identifier of [2] ReportingState
DEFINED in MAP-CH-DataTypes : 317

ccbs-Possible.....identifier of [0] NULL
DEFINED in MAP-CH-DataTypes : 178

ccbs-Possible.....identifier of [8] NULL
DEFINED in MAP-CH-DataTypes : 231

ccbs-Possible.....identifier of [0] NULL
DEFINED in MAP-ER-DataTypes : 263

ccbs-RequestState.....identifier of [6] CCBS-RequestState
DEFINED in MAP-SS-DataTypes : 281

CCBS-RequestState.....type reference ENUMERATED
DEFINED in MAP-SS-DataTypes : 284
USED in MAP-SS-DataTypes : 281

ccbs-SubscriberStatus.....identifier of [0] CCBS-SubscriberStatus
DEFINED in MAP-CH-DataTypes : 330

CCBS-SubscriberStatus.....type reference ENUMERATED
DEFINED in MAP-CH-DataTypes : 334
USED in MAP-CH-DataTypes : 330 352

ccbs-SubscriberStatus.....identifier of [0] CCBS-SubscriberStatus
DEFINED in MAP-CH-DataTypes : 352

cd.....value reference SS-Code, '00100100'B
DEFINED in MAP-SS-Code : 60

cellGlobalIdOrServiceAreaIdFixedLength..identifier of [0]
CellGlobalIdOrServiceAreaIdFixedLength
DEFINED in MAP-CommonDataTypes : 382

CellGlobalIdOrServiceAreaIdFixedLength..type reference OCTET STRING
DEFINED in MAP-CommonDataTypes : 385
USED in MAP-CommonDataTypes : 382

cellGlobalIdOrServiceAreaIdOrLAI.....identifier of [3] CellGlobalIdOrServiceAreaIdOrLAI
DEFINED in MAP-MS-DataTypes : 1520

CellGlobalIdOrServiceAreaIdOrLAI.....type reference CHOICE
DEFINED in MAP-CommonDataTypes : 381
USED in MAP-MS-DataTypes : 163 1520
USED in MAP-CommonDataTypes : 44

cfb.....value reference SS-Code, '00101001'B
DEFINED in MAP-SS-Code : 54

cfnrc.....value reference SS-Code, '00101011'B
DEFINED in MAP-SS-Code : 58

cfnry.....value reference SS-Code, '00101010'B
DEFINED in MAP-SS-Code : 56

cfu.....value reference SS-Code, '00100001'B
DEFINED in MAP-SS-Code : 50

channelType.....identifier of [0] ExternalSignalInfo
DEFINED in MAP-CH-DataTypes : 304

chargeableECT-Barred.....identifier of Named Number, 10
DEFINED in MAP-MS-DataTypes : 803

TAG R4.60 Cross Reference Listing for MAP-Protocol 2000-03-28 08:06:44
 PAGE 16

chargingCharacteristics.....identifier of [4] ChargingCharacteristics
 DEFINED in MAP-MS-DataTypes : 614

ChargingCharacteristics.....type reference OCTET STRING
 DEFINED in MAP-MS-DataTypes : 714
 USED in MAP-MS-DataTypes : 614

checkIMEI.....value reference CheckIMEI, CHOICE VALUE
 DEFINED in MAP-Protocol : 203

CheckIMEI.....type reference OPERATION
 DEFINED in MAP-MobileServiceOpera : 372
 USED in MAP-Protocol : 24 203
 USED in MAP-MobileServiceOpera : 49

chosenChannel.....identifier of [4] ExternalSignalInfo
 DEFINED in MAP-CH-DataTypes : 285

chosenChannel.....identifier of [1] ExternalSignalInfo
 DEFINED in MAP-CH-DataTypes : 305

chosenChannel.....identifier of [0] ExternalSignalInfo
 DEFINED in MAP-CH-DataTypes : 310

cipheringAlgorithm.....identifier of CipheringAlgorithm
 DEFINED in MAP-GR-DataTypes : 53

CipheringAlgorithm.....type reference OCTET STRING
 DEFINED in MAP-GR-DataTypes : 99
 USED in MAP-GR-DataTypes : 53

ck.....identifier of CK
 DEFINED in MAP-MS-DataTypes : 311

ck.....identifier of CK
 DEFINED in MAP-MS-DataTypes : 326

CK.....type reference OCTET STRING
 DEFINED in MAP-MS-DataTypes : 339
 USED in MAP-MS-DataTypes : 311 326

cksn.....identifier of Cksn
 DEFINED in MAP-MS-DataTypes : 322

Cksn.....type reference OCTET STRING
 DEFINED in MAP-MS-DataTypes : 347
 USED in MAP-MS-DataTypes : 322

clientIdentity.....identifier of LCSCClientExternalID
 DEFINED in MAP-MS-DataTypes : 997

clientNotInMSPrivacyExceptionList.....identifier of Named Number, 1
 DEFINED in MAP-ER-DataTypes : 346

clip.....value reference SS-Code, '00010001'B
 DEFINED in MAP-SS-Code : 28

clir.....value reference SS-Code, '00010010'B
 DEFINED in MAP-SS-Code : 30

cliRestrictionOption.....identifier of [2] CliRestrictionOption
 DEFINED in MAP-SS-DataTypes : 171

CliRestrictionOption.....type reference ENUMERATED
 DEFINED in MAP-SS-DataTypes : 174
 USED in MAP-SS-DataTypes : 29 171 191

cliRestrictionOption.....identifier of CliRestrictionOption
 DEFINED in MAP-SS-DataTypes : 191

clir-invoked.....identifier of Named Number, 0
 DEFINED in MAP-SS-DataTypes : 318

cnap.....value reference SS-Code, '00011001'B

```
DEFINED in MAP-SS-Code          :      42
codec-Info.....identifier of CODEC-Info
  DEFINED in MAP-GR-DataTypes    :      52
CODEC-Info.....type reference OCTET STRING
  DEFINED in MAP-GR-DataTypes    :      94
```

```

        USED in MAP-GR-DataTypes      :      52

collectedInfo.....identifier of Named Number, 2
    DEFINED in MAP-MS-DataTypes      :    1186

colp.....value reference SS-Code, '00010011'B
    DEFINED in MAP-SS-Code           :      32

colr.....value reference SS-Code, '00010100'B
    DEFINED in MAP-SS-Code           :      34

completed.....identifier of Named Number, 3
    DEFINED in MAP-SS-DataTypes      :    288

completeDataListIncluded.....identifier of NULL
    DEFINED in MAP-MS-DataTypes      :    606

completeDataListIncluded.....identifier of NULL
    DEFINED in MAP-MS-DataTypes      :    734

Component.....type reference CHOICE
    DEFINED in TCAPMessages          :    124
    USED in TCAPMessages             :     47    115

ComponentPortion.....type reference [APPLICATION 12] IMPLICIT SEQUENCE OF
    DEFINED in TCAPMessages          :    115
    USED in TCAPMessages             :     59     63     67     72

components.....identifier of ComponentPortion
    DEFINED in TCAPMessages          :     59

components.....identifier of ComponentPortion
    DEFINED in TCAPMessages          :     63

components.....identifier of ComponentPortion
    DEFINED in TCAPMessages          :     67

components.....identifier of ComponentPortion
    DEFINED in TCAPMessages          :     72

congestion.....identifier of Named Number, 0
    DEFINED in MAP-ER-DataTypes      :    360

ContextId.....type reference INTEGER
    DEFINED in MAP-MS-DataTypes      :    603
    USED in MAP-MS-DataTypes         :    592  1079

contextIdList.....identifier of ContextIdList
    DEFINED in MAP-MS-DataTypes      :    1076

ContextIdList.....type reference SEQUENCE OF
    DEFINED in MAP-MS-DataTypes      :    1078
    USED in MAP-MS-DataTypes         :    1076

Continue.....type reference SEQUENCE
    DEFINED in TCAPMessages          :     69
    USED in TCAPMessages             :     55

continueCall.....identifier of Named Number, 0
    DEFINED in MAP-MS-DataTypes      :    1269

continueTransaction.....identifier of Named Number, 0
    DEFINED in MAP-MS-DataTypes      :     647

continueTransaction.....identifier of Named Number, 0
    DEFINED in MAP-MS-DataTypes      :    1322

continue-ME.....identifier of [APPLICATION 5] IMPLICIT Continue
    DEFINED in TCAPMessages          :     55

controllingMSC.....identifier of Named Number, 4
    DEFINED in MAP-CommonDataTypes   :    343

csiActive.....identifier of [4] NULL
    DEFINED in MAP-MS-DataTypes      :    627
    
```

```
csiActive.....identifier of [2] NULL
  DEFINED in MAP-MS-DataTypes      : 1141

csiActive.....identifier of [2] NULL
  DEFINED in MAP-MS-DataTypes      : 1161
```


TAG R4.60 Cross Reference Listing for MAP-Protocol 2000-03-28 08:06:44
 PAGE 18

```

csiActive.....identifier of [4] NULL
  DEFINED in MAP-MS-DataTypes      : 1294

csiActive.....identifier of [3] NULL
  DEFINED in MAP-MS-DataTypes      : 1335

csi-Active.....identifier of [2] NULL
  DEFINED in MAP-MS-DataTypes      : 1364

cs-AllocationRetentionPriority.....identifier of [29] CS-AllocationRetentionPriority
  DEFINED in MAP-MS-DataTypes      : 554

CS-AllocationRetentionPriority.....type reference OCTET STRING
  DEFINED in MAP-MS-DataTypes      : 559
  USED in MAP-MS-DataTypes        : 554

cug.....value reference SS-Code, '01100001'B
  DEFINED in MAP-SS-Code           : 96

cugIC-CallBarred.....identifier of Named Number, 1
  DEFINED in MAP-MS-DataTypes      : 927

cugOG-CallBarred.....identifier of Named Number, 2
  DEFINED in MAP-MS-DataTypes      : 928

cugSubscriptionFlag.....identifier of [6] NULL
  DEFINED in MAP-CH-DataTypes      : 152

CUG-CheckInfo.....type reference SEQUENCE
  DEFINED in MAP-CH-DataTypes      : 86
  USED in MAP-CH-DataTypes        : 96 151 228

cug-CheckInfo.....identifier of [1] CUG-CheckInfo
  DEFINED in MAP-CH-DataTypes      : 96

cug-CheckInfo.....identifier of [3] CUG-CheckInfo
  DEFINED in MAP-CH-DataTypes      : 151

cug-CheckInfo.....identifier of [4] CUG-CheckInfo
  DEFINED in MAP-CH-DataTypes      : 228

CUG-Feature.....type reference SEQUENCE
  DEFINED in MAP-MS-DataTypes      : 940
  USED in MAP-MS-DataTypes        : 933

cug-FeatureList.....identifier of CUG-FeatureList
  DEFINED in MAP-MS-DataTypes      : 905

CUG-FeatureList.....type reference SEQUENCE OF
  DEFINED in MAP-MS-DataTypes      : 932
  USED in MAP-MS-DataTypes        : 905

cug-Index.....identifier of CUG-Index
  DEFINED in MAP-MS-DataTypes      : 913

CUG-Index.....type reference INTEGER
  DEFINED in MAP-MS-DataTypes      : 920
  USED in MAP-MS-DataTypes        : 71 913 942

cug-Info.....identifier of [2] CUG-Info
  DEFINED in MAP-MS-DataTypes      : 825

CUG-Info.....type reference SEQUENCE
  DEFINED in MAP-MS-DataTypes      : 903
  USED in MAP-MS-DataTypes        : 825

cug-Interlock.....identifier of CUG-Interlock
  DEFINED in MAP-MS-DataTypes      : 914

CUG-Interlock.....type reference OCTET STRING
  DEFINED in MAP-MS-DataTypes      : 923
  USED in MAP-MS-DataTypes        : 72 914
  USED in MAP-CH-DataTypes        : 42 87

cug-Interlock.....identifier of CUG-Interlock

```

DEFINED in MAP-CH-DataTypes : 87

cug-OutgoingAccess.....identifier of NULL
DEFINED in MAP-CH-DataTypes : 88

cug-Reject.....value reference CUG-Reject, CHOICE VALUE
DEFINED in MAP-Protocol : 378

TAG R4.60 Cross Reference Listing for MAP-Protocol 2000-03-28 08:06:44
PAGE 19

CUG-Reject.....type reference ERROR
 DEFINED in MAP-Errors : 304
 USED in MAP-Protocol : 141 378
 USED in MAP-CallHandlingOperat : 46 100
 USED in MAP-Errors : 51

cug-RejectCause.....identifier of CUG-RejectCause
 DEFINED in MAP-ER-DataTypes : 117

CUG-RejectCause.....type reference ENUMERATED
 DEFINED in MAP-ER-DataTypes : 121
 USED in MAP-ER-DataTypes : 117

cug-RejectParam.....identifier of CUG-RejectParam
 DEFINED in MAP-Errors : 306

CUG-RejectParam.....type reference SEQUENCE
 DEFINED in MAP-ER-DataTypes : 116
 USED in MAP-Errors : 130 306
 USED in MAP-ER-DataTypes : 16

CUG-Subscription.....type reference SEQUENCE
 DEFINED in MAP-MS-DataTypes : 912
 USED in MAP-MS-DataTypes : 910

cug-SubscriptionList.....identifier of CUG-SubscriptionList
 DEFINED in MAP-MS-DataTypes : 904

CUG-SubscriptionList.....type reference SEQUENCE OF
 DEFINED in MAP-MS-DataTypes : 909
 USED in MAP-MS-DataTypes : 904

currentLocation.....identifier of [3] NULL
 DEFINED in MAP-MS-DataTypes : 1511

currentLocation.....identifier of Named Number, 0
 DEFINED in MAP-LCS-DataTypes : 91

currentLocationRetrieved.....identifier of [8] NULL
 DEFINED in MAP-MS-DataTypes : 1526

currentOrLastKnownLocation.....identifier of Named Number, 1
 DEFINED in MAP-LCS-DataTypes : 92

currentPassword.....identifier of Password
 DEFINED in MAP-SupplementaryServi : 238

currentSecurityContext.....identifier of [2] CurrentSecurityContext
 DEFINED in MAP-MS-DataTypes : 286

CurrentSecurityContext.....type reference CHOICE
 DEFINED in MAP-MS-DataTypes : 316
 USED in MAP-MS-DataTypes : 286

cw.....value reference SS-Code, '01000001'B
 DEFINED in MAP-SS-Code : 75

dataCDA-1200bps.....value reference BearerServiceCode, '00010010'B
 DEFINED in MAP-BS-Code : 53

dataCDA-1200-75bps.....value reference BearerServiceCode, '00010011'B
 DEFINED in MAP-BS-Code : 54

dataCDA-2400bps.....value reference BearerServiceCode, '00010100'B
 DEFINED in MAP-BS-Code : 55

dataCDA-300bps.....value reference BearerServiceCode, '00010001'B
 DEFINED in MAP-BS-Code : 52

dataCDA-4800bps.....value reference BearerServiceCode, '00010101'B
 DEFINED in MAP-BS-Code : 56

dataCDA-9600bps.....value reference BearerServiceCode, '00010110'B
 DEFINED in MAP-BS-Code : 57

```
dataCDS-1200bps.....value reference BearerServiceCode, '00011010'B  
  DEFINED in MAP-BS-Code      :      61  
  
dataCDS-2400bps.....value reference BearerServiceCode, '00011100'B  
  DEFINED in MAP-BS-Code      :      62
```

TAG R4.60 Cross Reference Listing for MAP-Protocol 2000-03-28 08:06:44
 PAGE 20

```

dataCDS-4800bps.....value reference BearerServiceCode, '00011101'B
  DEFINED in MAP-BS-Code      :      63

dataCDS-9600bps.....value reference BearerServiceCode, '00011110'B
  DEFINED in MAP-BS-Code      :      64

dataCodingScheme.....identifier of [0] USSD-DataCodingScheme
  DEFINED in MAP-LCS-DataTypes :     119

dataMissing.....value reference DataMissing, CHOICE VALUE
  DEFINED in MAP-Protocol      :     328

DataMissing.....type reference ERROR
  DEFINED in MAP-Errors        :     167
  USED in MAP-Protocol         :     117   328
  USED in MAP-MobileServiceOpera :      83   182   194   204   214   238   251   264   281
                                     315   341   355   379   391   402   421   435   449
                                     463   474
  USED in MAP-OperationAndMainte :      24    58    72    83
  USED in MAP-CallHandlingOperat :      31    88   111   128   137   149   163   177   186
  USED in MAP-SupplementaryServi :      34    95   112   129   149   167   182   195   209
                                     224   247   258   275
  USED in MAP-ShortMessageServic :      28    73   101   118   129   143
  USED in MAP-LocationServiceOpe :      24    59    73    91
  USED in MAP-Errors          :      15

dataMissingParam.....identifier of DataMissingParam
  DEFINED in MAP-Errors        :     169

DataMissingParam.....type reference SEQUENCE
  DEFINED in MAP-ER-DataTypes  :     180
  USED in MAP-Errors           :     110   169
  USED in MAP-ER-DataTypes     :      21

dataPDS-2400bps.....value reference BearerServiceCode, '00101100'B
  DEFINED in MAP-BS-Code      :      77

dataPDS-4800bps.....value reference BearerServiceCode, '00101101'B
  DEFINED in MAP-BS-Code      :      78

dataPDS-9600bps.....value reference BearerServiceCode, '00101110'B
  DEFINED in MAP-BS-Code      :      79

deactivate.....identifier of Named Number, 0
  DEFINED in MAP-MS-DataTypes  :    1706

deactivateSS.....value reference DeactivateSS, CHOICE VALUE
  DEFINED in MAP-Protocol      :      246

DeactivateSS.....type reference OPERATION
  DEFINED in MAP-SupplementaryServi :     141
  USED in MAP-Protocol             :      72   246
  USED in MAP-SupplementaryServi   :     16

deactivateTraceMode.....value reference DeactivateTraceMode, CHOICE VALUE
  DEFINED in MAP-Protocol      :     223

DeactivateTraceMode.....type reference OPERATION
  DEFINED in MAP-OperationAndMainte :      64
  USED in MAP-Protocol             :      47   223
  USED in MAP-OperationAndMainte   :     14

deactivateTraceModeArg.....identifier of DeactivateTraceModeArg
  DEFINED in MAP-OperationAndMainte :      66

DeactivateTraceModeArg.....type reference SEQUENCE
  DEFINED in MAP-OM-DataTypes     :      54
  USED in MAP-OperationAndMainte :      36   66
  USED in MAP-OM-DataTypes       :     16

deactivateTraceModeRes.....identifier of DeactivateTraceModeRes
  DEFINED in MAP-OperationAndMainte :      68

DeactivateTraceModeRes.....type reference SEQUENCE
  DEFINED in MAP-OM-DataTypes     :      60
    
```

```
USED in MAP-OperationAndMainte :    37    68
USED in MAP-OM-DataTypes       :    17
defaultCallHandling.....identifier of DefaultCallHandling
  DEFINED in MAP-MS-DataTypes   :    1126
defaultCallHandling.....identifier of [1] DefaultCallHandling
```

TAG R4.60 Cross Reference Listing for MAP-Protocol 2000-03-28 08:06:44
PAGE 21

```

DEFINED in MAP-MS-DataTypes      : 1178

DefaultCallHandling.....type reference ENUMERATED
  DEFINED in MAP-MS-DataTypes    : 1268
  USED in MAP-MS-DataTypes      : 66 1126 1178 1380

defaultCallHandling.....identifier of [1] DefaultCallHandling
  DEFINED in MAP-MS-DataTypes    : 1380

DefaultGPRS-Handling.....type reference ENUMERATED
  DEFINED in MAP-MS-DataTypes    : 646
  USED in MAP-MS-DataTypes      : 641

defaultPriority.....identifier of EMLPP-Priority
  DEFINED in MAP-CommonDataTypes : 426

defaultPriority.....identifier of [7] EMLPP-Priority
  DEFINED in MAP-SS-DataTypes    : 79

defaultPriority.....identifier of EMLPP-Priority
  DEFINED in MAP-SS-DataTypes    : 166

defaultPriority.....identifier of [1] EMLPP-Priority
  DEFINED in MAP-SS-DataTypes    : 194

defaultSessionHandling.....identifier of [3] DefaultGPRS-Handling
  DEFINED in MAP-MS-DataTypes    : 641

defaultSMS-Handling.....identifier of [3] DefaultSMS-Handling
  DEFINED in MAP-MS-DataTypes    : 1308

DefaultSMS-Handling.....type reference ENUMERATED
  DEFINED in MAP-MS-DataTypes    : 1321
  USED in MAP-MS-DataTypes      : 1308

delaytolerant.....identifier of Named Number, 1
  DEFINED in MAP-LCS-DataTypes   : 159

deleted.....identifier of Named Number, 6
  DEFINED in MAP-SS-DataTypes    : 291

deleteSubscriberData.....value reference DeleteSubscriberData, CHOICE VALUE
  DEFINED in MAP-Protocol        : 209

DeleteSubscriberData.....type reference OPERATION
  DEFINED in MAP-MobileServiceOpera : 395
  USED in MAP-Protocol            : 26 209
  USED in MAP-MobileServiceOpera : 53

deleteSubscriberDataArg.....identifier of DeleteSubscriberDataArg
  DEFINED in MAP-MobileServiceOpera : 397

DeleteSubscriberDataArg.....type reference SEQUENCE
  DEFINED in MAP-MS-DataTypes    : 1055
  USED in MAP-MobileServiceOpera : 137 397
  USED in MAP-MS-DataTypes      : 53

deleteSubscriberDataRes.....identifier of DeleteSubscriberDataRes
  DEFINED in MAP-MobileServiceOpera : 399

DeleteSubscriberDataRes.....type reference SEQUENCE
  DEFINED in MAP-MS-DataTypes    : 1093
  USED in MAP-MobileServiceOpera : 138 399
  USED in MAP-MS-DataTypes      : 54

deliveryOutcomeIndicator.....identifier of [3] NULL
  DEFINED in MAP-SM-DataTypes    : 154

derivable.....identifier of InvokeIdType
  DEFINED in TCAPMessages        : 167

destinationNumberCriteria.....identifier of [0] DestinationNumberCriteria
  DEFINED in MAP-MS-DataTypes    : 1205

DestinationNumberCriteria.....type reference SEQUENCE

```

DEFINED in MAP-MS-DataTypes : 1218
USED in MAP-MS-DataTypes : 1205

destinationNumberLengthList.....identifier of [2] DestinationNumberLengthList
DEFINED in MAP-MS-DataTypes : 1221

DestinationNumberLengthList.....type reference SEQUENCE OF


```

        DEFINED in MAP-MS-DataTypes      : 1231
        USED in MAP-MS-DataTypes        : 1221

destinationNumberList.....identifier of [1] DestinationNumberList
    DEFINED in MAP-MS-DataTypes        : 1220

DestinationNumberList.....type reference SEQUENCE OF
    DEFINED in MAP-MS-DataTypes        : 1226
    USED in MAP-MS-DataTypes          : 1220

DestTransactionID.....type reference [APPLICATION 9] IMPLICIT
TransactionID
    DEFINED in TCAPMessages            : 98
    USED in TCAPMessages                : 65 70 74

diagnosticInfo.....identifier of SignalInfo
    DEFINED in MAP-ER-DataTypes        : 150

dialledNumber.....identifier of ISDN-AddressString
    DEFINED in MAP-MS-DataTypes        : 1123

dialoguePortion.....identifier of DialoguePortion
    DEFINED in TCAPMessages            : 58

dialoguePortion.....identifier of DialoguePortion
    DEFINED in TCAPMessages            : 62

dialoguePortion.....identifier of DialoguePortion
    DEFINED in TCAPMessages            : 66

dialoguePortion.....identifier of DialoguePortion
    DEFINED in TCAPMessages            : 71

dialoguePortion.....identifier of DialoguePortion
    DEFINED in TCAPMessages            : 77

DialoguePortion.....type reference [APPLICATION 11] EXTERNAL
    DEFINED in TCAPMessages            : 82
    USED in TCAPMessages                : 58 62 66 71 77

disallowedByLocalRegulatoryRequirements.identifier of Named Number, 4
    DEFINED in MAP-ER-DataTypes        : 349

doublyChargeableECT-Barred.....identifier of Named Number, 13
    DEFINED in MAP-MS-DataTypes        : 806

dp-AnalysedInfoCriteriaList.....identifier of DP-AnalysedInfoCriteriaList
    DEFINED in MAP-MS-DataTypes        : 1112

DP-AnalysedInfoCriteriaList.....type reference SEQUENCE OF
    DEFINED in MAP-MS-DataTypes        : 1117
    USED in MAP-MS-DataTypes          : 1112

DP-AnalysedInfoCriterium.....type reference SEQUENCE
    DEFINED in MAP-MS-DataTypes        : 1122
    USED in MAP-MS-DataTypes          : 1118

dtid.....identifier of DestTransactionID
    DEFINED in TCAPMessages            : 65

dtid.....identifier of DestTransactionID
    DEFINED in TCAPMessages            : 70

dtid.....identifier of DestTransactionID
    DEFINED in TCAPMessages            : 74

duplicateInvokeID.....identifier of Named Number, 0
    DEFINED in TCAPMessages            : 183

d-CSI.....identifier of [9] D-CSI
    DEFINED in MAP-MS-DataTypes        : 1109

D-CSI.....type reference SEQUENCE
    DEFINED in MAP-MS-DataTypes        : 1111
    USED in MAP-MS-DataTypes          : 61 1109 1647
    
```

USED in MAP-CH-DataTypes : 44 235 278

d-csi.....identifier of Named Number, 8
DEFINED in MAP-MS-DataTypes : 1620

d-CSI.....identifier of [2] D-CSI
DEFINED in MAP-MS-DataTypes : 1647

```

d-csi.....identifier of [12] D-CSI
    DEFINED in MAP-CH-DataTypes : 235

d-csi.....identifier of [5] D-CSI
    DEFINED in MAP-CH-DataTypes : 278

ect.....value reference SS-Code, '00110001'B
    DEFINED in MAP-SS-Code : 66

eir.....identifier of Named Number, 6
    DEFINED in MAP-CommonDataTypes : 345

emergencyCallOrigination.....identifier of Named Number, 0
    DEFINED in MAP-LCS-DataTypes : 234

emergencyCallRelease.....identifier of Named Number, 1
    DEFINED in MAP-LCS-DataTypes : 235

emergencyCalls.....value reference TeleserviceCode, '00010010'B
    DEFINED in MAP-TS-Code : 42

emergencyServices.....identifier of Named Number, 0
    DEFINED in MAP-LCS-DataTypes : 108

emlpp.....value reference SS-Code, '10100001'B
    DEFINED in MAP-SS-Code : 156

emlpp-Info.....identifier of [4] EMLPP-Info
    DEFINED in MAP-MS-DataTypes : 827

EMLPP-Info.....type reference SEQUENCE
    DEFINED in MAP-CommonDataTypes : 424
    USED in MAP-MS-DataTypes : 166 827
    USED in MAP-CommonDataTypes : 49

EMLPP-Priority.....type reference INTEGER
    DEFINED in MAP-CommonDataTypes : 430
    USED in MAP-CommonDataTypes : 50 425 426 436 437 438 439 440 441
    442
    USED in MAP-SS-DataTypes : 51 79 166 193 194
    USED in MAP-GR-DataTypes : 25 56

enabling.....identifier of Named Number, 1
    DEFINED in MAP-MS-DataTypes : 1251

encryptionProtectionInfo.....identifier of [6] EncryptionProtectionInformation
    DEFINED in MAP-MS-DataTypes : 408

EncryptionProtectionInformation.....type reference OCTET STRING
    DEFINED in MAP-MS-DataTypes : 488
    USED in MAP-MS-DataTypes : 408

End.....type reference SEQUENCE
    DEFINED in TCAPMessages : 65
    USED in TCAPMessages : 54

end-ME.....identifier of [APPLICATION 4] IMPLICIT End
    DEFINED in TCAPMessages : 54

enterNewPW.....identifier of Named Number, 1
    DEFINED in MAP-SS-DataTypes : 249

enterNewPW-Again.....identifier of Named Number, 2
    DEFINED in MAP-SS-DataTypes : 250

enterPW.....identifier of Named Number, 0
    DEFINED in MAP-SS-DataTypes : 248

equipmentNotSM-Equipped.....identifier of Named Number, 2
    DEFINED in MAP-ER-DataTypes : 142

equipmentProtocolError.....identifier of Named Number, 1
    DEFINED in MAP-ER-DataTypes : 141

equipmentStatus.....identifier of EquipmentStatus
    
```

```
DEFINED in MAP-MobileServiceOpera : 376
EquipmentStatus.....type reference ENUMERATED
  DEFINED in MAP-MS-DataTypes : 529
  USED in MAP-MobileServiceOpera : 134 376
  USED in MAP-MS-DataTypes : 47
```

TAG R4.60 Cross Reference Listing for MAP-Protocol 2000-03-28 08:06:44
PAGE 24

```

eraseCC-Entry.....value reference EraseCC-Entry, CHOICE VALUE
  DEFINED in MAP-Protocol      :    255

EraseCC-Entry.....type reference OPERATION
  DEFINED in MAP-SupplementaryServi :    268
  USED in MAP-Protocol          :    81    255
  USED in MAP-SupplementaryServi :    25

eraseCC-EntryArg.....identifier of EraseCC-EntryArg
  DEFINED in MAP-SupplementaryServi :    270

EraseCC-EntryArg.....type reference SEQUENCE
  DEFINED in MAP-SS-DataTypes      :    327
  USED in MAP-SupplementaryServi    :    72    270
  USED in MAP-SS-DataTypes          :    39

eraseCC-EntryRes.....identifier of EraseCC-EntryRes
  DEFINED in MAP-SupplementaryServi :    272

EraseCC-EntryRes.....type reference SEQUENCE
  DEFINED in MAP-SS-DataTypes      :    332
  USED in MAP-SupplementaryServi    :    73    272
  USED in MAP-SS-DataTypes          :    40

eraseSS.....value reference EraseSS, CHOICE VALUE
  DEFINED in MAP-Protocol          :    244

EraseSS.....type reference OPERATION
  DEFINED in MAP-SupplementaryServi :    104
  USED in MAP-Protocol              :    70    244
  USED in MAP-SupplementaryServi    :    14

errorCode.....identifier of ERROR
  DEFINED in TCAPMessages          :    158
  USED in TCAPMessages             :    159

ets-300102-1.....identifier of Named Number, 4
  DEFINED in MAP-CommonDataTypes   :    218

ets-300356.....identifier of Named Number, 1
  DEFINED in MAP-CommonDataTypes   :    229

eventMet.....identifier of [0] MM-Code
  DEFINED in MAP-MS-DataTypes       :    1736

eventReportData.....identifier of [1] EventReportData
  DEFINED in MAP-CH-DataTypes       :    346

EventReportData.....type reference SEQUENCE
  DEFINED in MAP-CH-DataTypes       :    351
  USED in MAP-CH-DataTypes          :    346

extendedRoutingInfo.....identifier of ExtendedRoutingInfo
  DEFINED in MAP-CH-DataTypes       :    150

ExtendedRoutingInfo.....type reference CHOICE
  DEFINED in MAP-CH-DataTypes       :    261
  USED in MAP-CH-DataTypes          :    150

extensibleCallBarredParam.....identifier of ExtensibleCallBarredParam
  DEFINED in MAP-ER-DataTypes       :    102

ExtensibleCallBarredParam.....type reference SEQUENCE
  DEFINED in MAP-ER-DataTypes       :    110
  USED in MAP-ER-DataTypes          :    102

extensibleSystemFailureParam.....identifier of ExtensibleSystemFailureParam
  DEFINED in MAP-ER-DataTypes       :    171

ExtensibleSystemFailureParam.....type reference SEQUENCE
  DEFINED in MAP-ER-DataTypes       :    175
  USED in MAP-ER-DataTypes          :    171

extensionContainer.....identifier of ExtensionContainer
  DEFINED in MAP-MS-DataTypes       :    202

```

extensionContainer.....identifier of ExtensionContainer
DEFINED in MAP-MS-DataTypes : 208

extensionContainer.....identifier of ExtensionContainer
DEFINED in MAP-MS-DataTypes : 234

TAG R4.60 Cross Reference Listing for MAP-Protocol 2000-03-28 08:06:44
 PAGE 25

extensionContainer.....identifier of ExtensionContainer
 DEFINED in MAP-MS-DataTypes : 240

extensionContainer.....identifier of ExtensionContainer
 DEFINED in MAP-MS-DataTypes : 252

extensionContainer.....identifier of ExtensionContainer
 DEFINED in MAP-MS-DataTypes : 259

extensionContainer.....identifier of ExtensionContainer
 DEFINED in MAP-MS-DataTypes : 265

extensionContainer.....identifier of ExtensionContainer
 DEFINED in MAP-MS-DataTypes : 277

extensionContainer.....identifier of [3] ExtensionContainer
 DEFINED in MAP-MS-DataTypes : 287

extensionContainer.....identifier of ExtensionContainer
 DEFINED in MAP-MS-DataTypes : 356

extensionContainer.....identifier of ExtensionContainer
 DEFINED in MAP-MS-DataTypes : 360

extensionContainer.....identifier of ExtensionContainer
 DEFINED in MAP-MS-DataTypes : 373

extensionContainer.....identifier of [1] ExtensionContainer
 DEFINED in MAP-MS-DataTypes : 379

extensionContainer.....identifier of ExtensionContainer
 DEFINED in MAP-MS-DataTypes : 390

extensionContainer.....identifier of [0] ExtensionContainer
 DEFINED in MAP-MS-DataTypes : 397

extensionContainer.....identifier of [8] ExtensionContainer
 DEFINED in MAP-MS-DataTypes : 410

extensionContainer.....identifier of [4] ExtensionContainer
 DEFINED in MAP-MS-DataTypes : 419

extensionContainer.....identifier of [4] ExtensionContainer
 DEFINED in MAP-MS-DataTypes : 427

extensionContainer.....identifier of [0] ExtensionContainer
 DEFINED in MAP-MS-DataTypes : 432

extensionContainer.....identifier of [0] ExtensionContainer
 DEFINED in MAP-MS-DataTypes : 437

extensionContainer.....identifier of [0] ExtensionContainer
 DEFINED in MAP-MS-DataTypes : 442

extensionContainer.....identifier of [0] ExtensionContainer
 DEFINED in MAP-MS-DataTypes : 446

extensionContainer.....identifier of [2] ExtensionContainer
 DEFINED in MAP-MS-DataTypes : 511

extensionContainer.....identifier of ExtensionContainer
 DEFINED in MAP-MS-DataTypes : 523

extensionContainer.....identifier of [14] ExtensionContainer
 DEFINED in MAP-MS-DataTypes : 540

extensionContainer.....identifier of [21] ExtensionContainer
 DEFINED in MAP-MS-DataTypes : 598

extensionContainer.....identifier of [2] ExtensionContainer
 DEFINED in MAP-MS-DataTypes : 611

extensionContainer.....identifier of [2] ExtensionContainer
 DEFINED in MAP-MS-DataTypes : 619

extensionContainer.....identifier of [2] ExtensionContainer
DEFINED in MAP-MS-DataTypes : 625

extensionContainer.....identifier of [4] ExtensionContainer
DEFINED in MAP-MS-DataTypes : 642

extensionContainer.....identifier of [3] ExtensionContainer

DEFINED in MAP-MS-DataTypes : 730

extensionContainer.....identifier of [3] ExtensionContainer
 DEFINED in MAP-MS-DataTypes : 740

extensionContainer.....identifier of ExtensionContainer
 DEFINED in MAP-MS-DataTypes : 789

extensionContainer.....identifier of [0] ExtensionContainer
 DEFINED in MAP-MS-DataTypes : 833

extensionContainer.....identifier of [9] ExtensionContainer
 DEFINED in MAP-MS-DataTypes : 849

extensionContainer.....identifier of ExtensionContainer
 DEFINED in MAP-MS-DataTypes : 891

extensionContainer.....identifier of ExtensionContainer
 DEFINED in MAP-MS-DataTypes : 900

extensionContainer.....identifier of [0] ExtensionContainer
 DEFINED in MAP-MS-DataTypes : 906

extensionContainer.....identifier of [0] ExtensionContainer
 DEFINED in MAP-MS-DataTypes : 917

extensionContainer.....identifier of ExtensionContainer
 DEFINED in MAP-MS-DataTypes : 944

extensionContainer.....identifier of [5] ExtensionContainer
 DEFINED in MAP-MS-DataTypes : 964

extensionContainer.....identifier of [3] ExtensionContainer
 DEFINED in MAP-MS-DataTypes : 982

extensionContainer.....identifier of [2] ExtensionContainer
 DEFINED in MAP-MS-DataTypes : 1000

extensionContainer.....identifier of [0] ExtensionContainer
 DEFINED in MAP-MS-DataTypes : 1028

extensionContainer.....identifier of [7] ExtensionContainer
 DEFINED in MAP-MS-DataTypes : 1046

extensionContainer.....identifier of [6] ExtensionContainer
 DEFINED in MAP-MS-DataTypes : 1066

extensionContainer.....identifier of ExtensionContainer
 DEFINED in MAP-MS-DataTypes : 1095

extensionContainer.....identifier of [1] ExtensionContainer
 DEFINED in MAP-MS-DataTypes : 1100

extensionContainer.....identifier of ExtensionContainer
 DEFINED in MAP-MS-DataTypes : 1114

extensionContainer.....identifier of ExtensionContainer
 DEFINED in MAP-MS-DataTypes : 1127

extensionContainer.....identifier of ExtensionContainer
 DEFINED in MAP-MS-DataTypes : 1132

extensionContainer.....identifier of [0] ExtensionContainer
 DEFINED in MAP-MS-DataTypes : 1138

extensionContainer.....identifier of ExtensionContainer
 DEFINED in MAP-MS-DataTypes : 1157

extensionContainer.....identifier of [2] ExtensionContainer
 DEFINED in MAP-MS-DataTypes : 1179

extensionContainer.....identifier of [4] ExtensionContainer
 DEFINED in MAP-MS-DataTypes : 1210

extensionContainer.....identifier of [2] ExtensionContainer

DEFINED in MAP-MS-DataTypes : 1292

extensionContainer.....identifier of [4] ExtensionContainer
DEFINED in MAP-MS-DataTypes : 1309

extensionContainer.....identifier of [1] ExtensionContainer
DEFINED in MAP-MS-DataTypes : 1333

extensionContainer.....identifier of ExtensionContainer
DEFINED in MAP-MS-DataTypes : 1360

extensionContainer.....identifier of [2] ExtensionContainer
DEFINED in MAP-MS-DataTypes : 1381

extensionContainer.....identifier of [3] ExtensionContainer
DEFINED in MAP-MS-DataTypes : 1401

extensionContainer.....identifier of [3] ExtensionContainer
DEFINED in MAP-MS-DataTypes : 1408

extensionContainer.....identifier of [3] ExtensionContainer
DEFINED in MAP-MS-DataTypes : 1417

extensionContainer.....identifier of [1] ExtensionContainer
DEFINED in MAP-MS-DataTypes : 1422

extensionContainer.....identifier of [3] ExtensionContainer
DEFINED in MAP-MS-DataTypes : 1431

extensionContainer.....identifier of [0] ExtensionContainer
DEFINED in MAP-MS-DataTypes : 1435

extensionContainer.....identifier of ExtensionContainer
DEFINED in MAP-MS-DataTypes : 1449

extensionContainer.....identifier of ExtensionContainer
DEFINED in MAP-MS-DataTypes : 1456

extensionContainer.....identifier of ExtensionContainer
DEFINED in MAP-MS-DataTypes : 1473

extensionContainer.....identifier of ExtensionContainer
DEFINED in MAP-MS-DataTypes : 1479

extensionContainer.....identifier of [3] ExtensionContainer
DEFINED in MAP-MS-DataTypes : 1492

extensionContainer.....identifier of ExtensionContainer
DEFINED in MAP-MS-DataTypes : 1497

extensionContainer.....identifier of [2] ExtensionContainer
DEFINED in MAP-MS-DataTypes : 1503

extensionContainer.....identifier of [2] ExtensionContainer
DEFINED in MAP-MS-DataTypes : 1509

extensionContainer.....identifier of [4] ExtensionContainer
DEFINED in MAP-MS-DataTypes : 1521

extensionContainer.....identifier of [2] ExtensionContainer
DEFINED in MAP-MS-DataTypes : 1573

extensionContainer.....identifier of ExtensionContainer
DEFINED in MAP-MS-DataTypes : 1578

extensionContainer.....identifier of [3] ExtensionContainer
DEFINED in MAP-MS-DataTypes : 1588

extensionContainer.....identifier of [7] ExtensionContainer
DEFINED in MAP-MS-DataTypes : 1599

extensionContainer.....identifier of [6] ExtensionContainer
DEFINED in MAP-MS-DataTypes : 1608

extensionContainer.....identifier of [0] ExtensionContainer
DEFINED in MAP-MS-DataTypes : 1625

extensionContainer.....identifier of ExtensionContainer
DEFINED in MAP-MS-DataTypes : 1633

extensionContainer.....identifier of ExtensionContainer
DEFINED in MAP-MS-DataTypes : 1641

extensionContainer.....identifier of [13] ExtensionContainer
DEFINED in MAP-MS-DataTypes : 1658

extensionContainer.....identifier of [5] ExtensionContainer
DEFINED in MAP-MS-DataTypes : 1667

TAG R4.60 Cross Reference Listing for MAP-Protocol 2000-03-28 08:06:44
 PAGE 28

extensionContainer.....identifier of [2] ExtensionContainer
 DEFINED in MAP-MS-DataTypes : 1674

extensionContainer.....identifier of [7] ExtensionContainer
 DEFINED in MAP-MS-DataTypes : 1685

extensionContainer.....identifier of [6] ExtensionContainer
 DEFINED in MAP-MS-DataTypes : 1695

extensionContainer.....identifier of [3] ExtensionContainer
 DEFINED in MAP-MS-DataTypes : 1702

extensionContainer.....identifier of ExtensionContainer
 DEFINED in MAP-MS-DataTypes : 1715

extensionContainer.....identifier of ExtensionContainer
 DEFINED in MAP-MS-DataTypes : 1719

extensionContainer.....identifier of [6] ExtensionContainer
 DEFINED in MAP-MS-DataTypes : 1742

extensionContainer.....identifier of ExtensionContainer
 DEFINED in MAP-MS-DataTypes : 1746

extensionContainer.....identifier of [3] ExtensionContainer
 DEFINED in MAP-MS-DataTypes : 1758

extensionContainer.....identifier of [5] ExtensionContainer
 DEFINED in MAP-MS-DataTypes : 1767

extensionContainer.....identifier of ExtensionContainer
 DEFINED in MAP-CommonDataTypes : 199

extensionContainer.....identifier of ExtensionContainer
 DEFINED in MAP-CommonDataTypes : 225

extensionContainer.....identifier of ExtensionContainer
 DEFINED in MAP-CommonDataTypes : 242

extensionContainer.....identifier of [1] ExtensionContainer
 DEFINED in MAP-CommonDataTypes : 350

extensionContainer.....identifier of [1] ExtensionContainer
 DEFINED in MAP-CommonDataTypes : 367

extensionContainer.....identifier of ExtensionContainer
 DEFINED in MAP-CommonDataTypes : 427

extensionContainer.....identifier of [4] ExtensionContainer
 DEFINED in MAP-CommonDataTypes : 450

extensionContainer.....identifier of [4] ExtensionContainer
 DEFINED in MAP-OM-DataTypes : 41

extensionContainer.....identifier of [0] ExtensionContainer
 DEFINED in MAP-OM-DataTypes : 51

extensionContainer.....identifier of [2] ExtensionContainer
 DEFINED in MAP-OM-DataTypes : 57

extensionContainer.....identifier of [0] ExtensionContainer
 DEFINED in MAP-OM-DataTypes : 61

extensionContainer.....identifier of ExtensionContainer
 DEFINED in MAP-CH-DataTypes : 89

extensionContainer.....identifier of [13] ExtensionContainer
 DEFINED in MAP-CH-DataTypes : 108

extensionContainer.....identifier of [0] ExtensionContainer
 DEFINED in MAP-CH-DataTypes : 158

extensionContainer.....identifier of [2] ExtensionContainer
 DEFINED in MAP-CH-DataTypes : 180

extensionContainer.....identifier of [7] ExtensionContainer
DEFINED in MAP-CH-DataTypes : 194

extensionContainer.....identifier of [11] ExtensionContainer
DEFINED in MAP-CH-DataTypes : 209

extensionContainer.....identifier of ExtensionContainer

DEFINED in MAP-CH-DataTypes : 220

extensionContainer.....identifier of [7] ExtensionContainer
 DEFINED in MAP-CH-DataTypes : 230

extensionContainer.....identifier of [3] ExtensionContainer
 DEFINED in MAP-CH-DataTypes : 242

extensionContainer.....identifier of ExtensionContainer
 DEFINED in MAP-CH-DataTypes : 252

extensionContainer.....identifier of ExtensionContainer
 DEFINED in MAP-CH-DataTypes : 258

extensionContainer.....identifier of [1] ExtensionContainer
 DEFINED in MAP-CH-DataTypes : 268

extensionContainer.....identifier of [2] ExtensionContainer
 DEFINED in MAP-CH-DataTypes : 274

extensionContainer.....identifier of [7] ExtensionContainer
 DEFINED in MAP-CH-DataTypes : 288

extensionContainer.....identifier of [1] ExtensionContainer
 DEFINED in MAP-CH-DataTypes : 300

extensionContainer.....identifier of [2] ExtensionContainer
 DEFINED in MAP-CH-DataTypes : 306

extensionContainer.....identifier of [1] ExtensionContainer
 DEFINED in MAP-CH-DataTypes : 311

extensionContainer.....identifier of [3] ExtensionContainer
 DEFINED in MAP-CH-DataTypes : 318

extensionContainer.....identifier of [1] ExtensionContainer
 DEFINED in MAP-CH-DataTypes : 331

extensionContainer.....identifier of [3] ExtensionContainer
 DEFINED in MAP-CH-DataTypes : 348

extensionContainer.....identifier of [1] ExtensionContainer
 DEFINED in MAP-CH-DataTypes : 353

extensionContainer.....identifier of [2] ExtensionContainer
 DEFINED in MAP-CH-DataTypes : 359

extensionContainer.....identifier of [0] ExtensionContainer
 DEFINED in MAP-CH-DataTypes : 381

extensionContainer.....identifier of [6] ExtensionContainer
 DEFINED in MAP-CH-DataTypes : 391

extensionContainer.....identifier of [1] ExtensionContainer
 DEFINED in MAP-CH-DataTypes : 396

extensionContainer.....identifier of [1] ExtensionContainer
 DEFINED in MAP-CH-DataTypes : 417

extensionContainer.....identifier of [3] ExtensionContainer
 DEFINED in MAP-CH-DataTypes : 424

extensionContainer.....identifier of [1] ExtensionContainer
 DEFINED in MAP-CH-DataTypes : 429

extensionContainer.....identifier of ExtensionContainer
 DEFINED in MAP-CH-DataTypes : 433

extensionContainer.....identifier of [4] ExtensionContainer
 DEFINED in MAP-SS-DataTypes : 278

extensionContainer.....identifier of ExtensionContainer
 DEFINED in MAP-SS-DataTypes : 295

extensionContainer.....identifier of [6] ExtensionContainer

DEFINED in MAP-SM-DataTypes : 56

extensionContainer.....identifier of [4] ExtensionContainer
DEFINED in MAP-SM-DataTypes : 82

extensionContainer.....identifier of ExtensionContainer
DEFINED in MAP-SM-DataTypes : 88

extensionContainer.....identifier of ExtensionContainer
DEFINED in MAP-SM-DataTypes : 110

extensionContainer.....identifier of ExtensionContainer
DEFINED in MAP-SM-DataTypes : 116

extensionContainer.....identifier of ExtensionContainer
DEFINED in MAP-SM-DataTypes : 124

extensionContainer.....identifier of ExtensionContainer
DEFINED in MAP-SM-DataTypes : 129

extensionContainer.....identifier of [1] ExtensionContainer
DEFINED in MAP-SM-DataTypes : 149

extensionContainer.....identifier of ExtensionContainer
DEFINED in MAP-SM-DataTypes : 170

extensionContainer.....identifier of ExtensionContainer
DEFINED in MAP-SM-DataTypes : 182

extensionContainer.....identifier of ExtensionContainer
DEFINED in MAP-SM-DataTypes : 199

extensionContainer.....identifier of ExtensionContainer
DEFINED in MAP-SM-DataTypes : 203

extensionContainer.....identifier of [4] ExtensionContainer
DEFINED in MAP-GR-DataTypes : 58

extensionContainer.....identifier of ExtensionContainer
DEFINED in MAP-GR-DataTypes : 63

extensionContainer.....identifier of ExtensionContainer
DEFINED in MAP-GR-DataTypes : 68

extensionContainer.....identifier of ExtensionContainer
DEFINED in MAP-GR-DataTypes : 72

extensionContainer.....identifier of ExtensionContainer
DEFINED in MAP-GR-DataTypes : 82

extensionContainer.....identifier of ExtensionContainer
DEFINED in MAP-GR-DataTypes : 89

extensionContainer.....identifier of [2] ExtensionContainer
DEFINED in MAP-LCS-DataTypes : 55

extensionContainer.....identifier of [2] ExtensionContainer
DEFINED in MAP-LCS-DataTypes : 61

extensionContainer.....identifier of [1] ExtensionContainer
DEFINED in MAP-LCS-DataTypes : 67

extensionContainer.....identifier of [8] ExtensionContainer
DEFINED in MAP-LCS-DataTypes : 81

extensionContainer.....identifier of [4] ExtensionContainer
DEFINED in MAP-LCS-DataTypes : 141

extensionContainer.....identifier of [1] ExtensionContainer
DEFINED in MAP-LCS-DataTypes : 167

extensionContainer.....identifier of [7] ExtensionContainer
DEFINED in MAP-LCS-DataTypes : 228

extensionContainer.....identifier of ExtensionContainer
DEFINED in MAP-LCS-DataTypes : 243

extensionContainer.....identifier of ExtensionContainer
DEFINED in MAP-ER-DataTypes : 92

extensionContainer.....identifier of ExtensionContainer
DEFINED in MAP-ER-DataTypes : 112

extensionContainer.....identifier of ExtensionContainer
DEFINED in MAP-ER-DataTypes : 118

extensionContainer.....identifier of ExtensionContainer
DEFINED in MAP-ER-DataTypes : 151

TAG R4.60 Cross Reference Listing for MAP-Protocol 2000-03-28 08:06:44
PAGE 31

extensionContainer.....	identifier of ExtensionContainer
DEFINED in MAP-ER-DataTypes	: 158
extensionContainer.....	identifier of ExtensionContainer
DEFINED in MAP-ER-DataTypes	: 177
extensionContainer.....	identifier of ExtensionContainer
DEFINED in MAP-ER-DataTypes	: 181
extensionContainer.....	identifier of ExtensionContainer
DEFINED in MAP-ER-DataTypes	: 185
extensionContainer.....	identifier of ExtensionContainer
DEFINED in MAP-ER-DataTypes	: 189
extensionContainer.....	identifier of ExtensionContainer
DEFINED in MAP-ER-DataTypes	: 193
extensionContainer.....	identifier of ExtensionContainer
DEFINED in MAP-ER-DataTypes	: 197
extensionContainer.....	identifier of ExtensionContainer
DEFINED in MAP-ER-DataTypes	: 211
extensionContainer.....	identifier of ExtensionContainer
DEFINED in MAP-ER-DataTypes	: 215
extensionContainer.....	identifier of ExtensionContainer
DEFINED in MAP-ER-DataTypes	: 219
extensionContainer.....	identifier of ExtensionContainer
DEFINED in MAP-ER-DataTypes	: 223
extensionContainer.....	identifier of ExtensionContainer
DEFINED in MAP-ER-DataTypes	: 227
extensionContainer.....	identifier of ExtensionContainer
DEFINED in MAP-ER-DataTypes	: 231
extensionContainer.....	identifier of ExtensionContainer
DEFINED in MAP-ER-DataTypes	: 235
extensionContainer.....	identifier of ExtensionContainer
DEFINED in MAP-ER-DataTypes	: 239
extensionContainer.....	identifier of ExtensionContainer
DEFINED in MAP-ER-DataTypes	: 243
extensionContainer.....	identifier of ExtensionContainer
DEFINED in MAP-ER-DataTypes	: 261
extensionContainer.....	identifier of ExtensionContainer
DEFINED in MAP-ER-DataTypes	: 267
extensionContainer.....	identifier of ExtensionContainer
DEFINED in MAP-ER-DataTypes	: 271
extensionContainer.....	identifier of ExtensionContainer
DEFINED in MAP-ER-DataTypes	: 275
extensionContainer.....	identifier of ExtensionContainer
DEFINED in MAP-ER-DataTypes	: 279
extensionContainer.....	identifier of ExtensionContainer
DEFINED in MAP-ER-DataTypes	: 283
extensionContainer.....	identifier of ExtensionContainer
DEFINED in MAP-ER-DataTypes	: 287
extensionContainer.....	identifier of ExtensionContainer
DEFINED in MAP-ER-DataTypes	: 291
extensionContainer.....	identifier of ExtensionContainer
DEFINED in MAP-ER-DataTypes	: 295

extensionContainer.....identifier of ExtensionContainer
DEFINED in MAP-ER-DataTypes : 299

extensionContainer.....identifier of ExtensionContainer
DEFINED in MAP-ER-DataTypes : 303

extensionContainer.....identifier of ExtensionContainer

```

    DEFINED in MAP-ER-DataTypes      :      307

extensionContainer.....identifier of ExtensionContainer
    DEFINED in MAP-ER-DataTypes      :      314

extensionContainer.....identifier of ExtensionContainer
    DEFINED in MAP-ER-DataTypes      :      318

extensionContainer.....identifier of ExtensionContainer
    DEFINED in MAP-ER-DataTypes      :      322

extensionContainer.....identifier of ExtensionContainer
    DEFINED in MAP-ER-DataTypes      :      326

extensionContainer.....identifier of ExtensionContainer
    DEFINED in MAP-ER-DataTypes      :      336

extensionContainer.....identifier of [1] ExtensionContainer
    DEFINED in MAP-ER-DataTypes      :      341

extensionContainer.....identifier of [1] ExtensionContainer
    DEFINED in MAP-ER-DataTypes      :      356

extensionContainer.....identifier of ExtensionContainer
    DEFINED in MAP-ER-DataTypes      :      372

extensionContainer.....identifier of ExtensionContainer
    DEFINED in MAP-ER-DataTypes      :      376

ExtensionContainer.....type reference SEQUENCE
    DEFINED in MAP-ExtensionDataTypes :      32
    USED in MAP-MS-DataTypes          :      180  202  208  234  240  252  259  265  277
                                         287  356  360  373  379  390  397  410  419
                                         427  432  437  442  446  511  523  540  598
                                         611  619  625  642  730  740  789  833  849
                                         891  900  906  917  944  964  982 1000 1028
                                         1046 1066 1095 1100 1114 1127 1132 1138 1157
                                         1179 1210 1292 1309 1333 1360 1381 1401 1408
                                         1417 1422 1431 1435 1449 1456 1473 1479 1492
                                         1497 1503 1509 1521 1573 1578 1588 1599 1608
                                         1625 1633 1641 1658 1667 1674 1685 1695 1702
                                         1715 1719 1742 1746 1758 1767
    USED in MAP-CommonDataTypes       :      80  199  225  242  350  367  427  450
    USED in MAP-OM-DataTypes           :      27  41  51  57  61
    USED in MAP-CH-DataTypes           :      79  89 108 158 180 194 209 220 230
                                         242  252  258  268  274  288  300  306  311
                                         318  331  348  353  359  381  391  396  417
                                         424  429  433
    USED in MAP-SS-DataTypes           :      60  278  295
    USED in MAP-SM-DataTypes           :      45  56  82  88 110 116 124 129 149
                                         170 182 199 203
    USED in MAP-GR-DataTypes           :      42  58  63  68  72  82  89
    USED in MAP-LCS-DataTypes          :      39  55  61  67  81 141 167 228 243
    USED in MAP-ER-DataTypes           :      84  92 112 118 151 158 177 181 185
                                         189 193 197 211 215 219 223 227 231
                                         235 239 243 261 267 271 275 279 283
                                         287 291 295 299 303 307 314 318 322
                                         326 336 341 356 372 376
    USED in MAP-ExtensionDataTypes     :      16

ExtensionSet.....information object set reference MAP-EXTENSION, Information Object
Set
    DEFINED in MAP-ExtensionDataTypes :      48
    USED in MAP-ExtensionDataTypes    :      42  44

externalAddress.....identifier of [0] AddressString
    DEFINED in MAP-CommonDataTypes    :      366

ExternalClient.....type reference SEQUENCE
    DEFINED in MAP-MS-DataTypes        :      996
    USED in MAP-MS-DataTypes          :      987

externalClientList.....identifier of [1] ExternalClientList
    DEFINED in MAP-MS-DataTypes        :      978
    
```

ExternalClientList.....type reference SEQUENCE OF
 DEFINED in MAP-MS-DataTypes : 986
 USED in MAP-MS-DataTypes : 978

ExternalSignalInfo.....type reference SEQUENCE
 DEFINED in MAP-CommonDataTypes : 194
 USED in MAP-CommonDataTypes : 21
 USED in MAP-CH-DataTypes : 66 105 203 204 281 282 285 286 287

```

        USED in MAP-SS-DataTypes      :      304      305      310      386
        USED in MAP-SS-DataTypes      :      54      313      314

extId.....identifier of InformationObjectClassFieldType
    DEFINED in MAP-ExtensionDataTypes :      41

extType.....identifier of InformationObjectClassFieldType
    DEFINED in MAP-ExtensionDataTypes :      43

Ext-BasicServiceCode.....type reference CHOICE
    DEFINED in MAP-CommonDataTypes   :      420
    USED in MAP-MS-DataTypes          :      164      840      898      936      941      1089      1235      1679      1690
    USED in MAP-CommonDataTypes       :      48
    USED in MAP-CH-DataTypes          :      70      104      155      225

Ext-BasicServiceGroupList.....type reference SEQUENCE OF
    DEFINED in MAP-MS-DataTypes       :      935
    USED in MAP-MS-DataTypes          :      916      963

ext-BearerService.....identifier of [2] Ext-BearerServiceCode
    DEFINED in MAP-CommonDataTypes    :      421

Ext-BearerServiceCode.....type reference OCTET STRING
    DEFINED in MAP-BS-Code             :      25
    USED in MAP-MS-DataTypes          :      141      777
    USED in MAP-CommonDataTypes       :      70      421

Ext-CallBarFeatureList.....type reference SEQUENCE OF
    DEFINED in MAP-MS-DataTypes       :      894
    USED in MAP-MS-DataTypes          :      890      1629      1763

Ext-CallBarInfo.....type reference SEQUENCE
    DEFINED in MAP-MS-DataTypes       :      888
    USED in MAP-MS-DataTypes          :      824

Ext-CallBarringFeature.....type reference SEQUENCE
    DEFINED in MAP-MS-DataTypes       :      897
    USED in MAP-MS-DataTypes          :      895

Ext-CallBarringInfoFor-CSE.....type reference SEQUENCE
    DEFINED in MAP-MS-DataTypes       :      1761
    USED in MAP-MS-DataTypes          :      1751

Ext-ExternalSignalInfo.....type reference SEQUENCE
    DEFINED in MAP-CommonDataTypes    :      220
    USED in MAP-CommonDataTypes       :      22
    USED in MAP-CH-DataTypes          :      67      113      214

Ext-ForwardingInfoFor-CSE.....type reference SEQUENCE
    DEFINED in MAP-MS-DataTypes       :      1754
    USED in MAP-MS-DataTypes          :      1750

Ext-ForwFeature.....type reference SEQUENCE
    DEFINED in MAP-MS-DataTypes       :      839
    USED in MAP-MS-DataTypes          :      837

Ext-ForwFeatureList.....type reference SEQUENCE OF
    DEFINED in MAP-MS-DataTypes       :      836
    USED in MAP-MS-DataTypes          :      832      1623      1756

Ext-ForwInfo.....type reference SEQUENCE
    DEFINED in MAP-MS-DataTypes       :      830
    USED in MAP-MS-DataTypes          :      823

Ext-ForwOptions.....type reference OCTET STRING
    DEFINED in MAP-MS-DataTypes       :      852
    USED in MAP-MS-DataTypes          :      847

Ext-GeographicalInformation.....type reference OCTET STRING
    DEFINED in MAP-LCS-DataTypes      :      170
    USED in MAP-LCS-DataTypes         :      22      165      226

Ext-NoRepCondTime.....type reference INTEGER
    DEFINED in MAP-MS-DataTypes       :      881
    USED in MAP-MS-DataTypes          :      848      1683
    
```

ext-ProtocolId.....identifier of Ext-ProtocolId
DEFINED in MAP-CommonDataTypes : 221

Ext-ProtocolId.....type reference ENUMERATED
DEFINED in MAP-CommonDataTypes : 228
USED in MAP-CommonDataTypes : 221


```

ext-QoS-Subscribed.....identifier of [0] Ext-QoS-Subscribed
    DEFINED in MAP-MS-DataTypes      :    600

Ext-QoS-Subscribed.....type reference OCTET STRING
    DEFINED in MAP-MS-DataTypes      :    683
    USED in MAP-MS-DataTypes         :    600

Ext-SS-Data.....type reference SEQUENCE
    DEFINED in MAP-MS-DataTypes      :    959
    USED in MAP-MS-DataTypes         :    826

Ext-SS-Info.....type reference CHOICE
    DEFINED in MAP-MS-DataTypes      :    822
    USED in MAP-MS-DataTypes         :    820

Ext-SS-InfoFor-CSE.....type reference CHOICE
    DEFINED in MAP-MS-DataTypes      :   1749
    USED in MAP-MS-DataTypes         :   1672

Ext-SS-InfoList.....type reference SEQUENCE OF
    DEFINED in MAP-MS-DataTypes      :    819
    USED in MAP-MS-DataTypes         :    760

Ext-SS-Status.....type reference OCTET STRING
    DEFINED in MAP-CommonDataTypes   :    460
    USED in MAP-MS-DataTypes         :   172   841   899   961   974  1027  1680  1691
    USED in MAP-CommonDataTypes     :    54   447

ext-Teleservice.....identifier of [3] Ext-TeleserviceCode
    DEFINED in MAP-CommonDataTypes   :    422

Ext-TeleserviceCode.....type reference OCTET STRING
    DEFINED in MAP-TS-Code            :     20
    USED in MAP-MS-DataTypes         :   146   782
    USED in MAP-CommonDataTypes     :     64   422
    USED in MAP-GR-DataTypes         :     31    50

facilityNotSupParam.....identifier of FacilityNotSupParam
    DEFINED in MAP-Errors              :    181

FacilityNotSupParam.....type reference SEQUENCE
    DEFINED in MAP-ER-DataTypes       :    188
    USED in MAP-Errors                :   112   181
    USED in MAP-ER-DataTypes         :     23

facilityNotSupported.....value reference FacilityNotSupported, CHOICE VALUE
    DEFINED in MAP-Protocol            :    330

FacilityNotSupported.....type reference ERROR
    DEFINED in MAP-Errors              :    179
    USED in MAP-Protocol                :   119   330
    USED in MAP-OperationAndMainte    :     26    60    74
    USED in MAP-CallHandlingOperat    :     33    90  113  165  203  216
    USED in MAP-SupplementaryServi    :     55  266
    USED in MAP-ShortMessageServic    :     30    75    90  103  145
    USED in MAP-LocationServiceOpe    :     26    61    75
    USED in MAP-Errors                  :     17

facsimileGroup3AndAlterSpeech.....value reference TeleserviceCode, '01100001'B
    DEFINED in MAP-TS-Code              :     49

facsimileGroup4.....value reference TeleserviceCode, '01100011'B
    DEFINED in MAP-TS-Code              :     51

failure.....identifier of Named Number, 1
    DEFINED in MAP-CH-DataTypes        :    372

failureCause.....identifier of FailureCause
    DEFINED in MAP-MS-DataTypes        :    355

FailureCause.....type reference ENUMERATED
    DEFINED in MAP-MS-DataTypes        :    363
    USED in MAP-MS-DataTypes          :    355
    
```

```
failureReport.....value reference FailureReport, CHOICE VALUE
  DEFINED in MAP-Protocol      :      308

FailureReport.....type reference OPERATION
  DEFINED in MAP-MobileServiceOpera :    441
  USED in MAP-Protocol           :    35   308
  USED in MAP-MobileServiceOpera :    64
```

TAG R4.60 Cross Reference Listing for MAP-Protocol 2000-03-28 08:06:44
 PAGE 35

failureReportArg.....identifier of FailureReportArg
 DEFINED in MAP-MobileServiceOpera : 443

FailureReportArg.....type reference SEQUENCE
 DEFINED in MAP-MS-DataTypes : 1413
 USED in MAP-MobileServiceOpera : 154 443
 USED in MAP-MS-DataTypes : 111

failureReportRes.....identifier of FailureReportRes
 DEFINED in MAP-MobileServiceOpera : 445

FailureReportRes.....type reference SEQUENCE
 DEFINED in MAP-MS-DataTypes : 1420
 USED in MAP-MobileServiceOpera : 155 445
 USED in MAP-MS-DataTypes : 112

foreignNumberPortedToForeignNetwork....identifier of Named Number, 2
 DEFINED in MAP-CH-DataTypes : 171

forwardAccessSignalling.....value reference ForwardAccessSignalling, CHOICE VALUE
 DEFINED in MAP-Protocol : 190

ForwardAccessSignalling.....type reference OPERATION
 DEFINED in MAP-MobileServiceOpera : 330
 USED in MAP-Protocol : 20 190
 USED in MAP-MobileServiceOpera : 41

forwardAccessSignalling-Arg.....identifier of ForwardAccessSignalling-Arg
 DEFINED in MAP-MobileServiceOpera : 332

ForwardAccessSignalling-Arg.....type reference SEQUENCE
 DEFINED in MAP-MS-DataTypes : 395
 USED in MAP-MobileServiceOpera : 124 332
 USED in MAP-MS-DataTypes : 30

forwardCheckSS-Indication.....value reference ForwardCheckSS-Indication, CHOICE
 VALUE
 DEFINED in MAP-Protocol : 215

ForwardCheckSS-Indication.....type reference OPERATION
 DEFINED in MAP-MobileServiceOpera : 412
 USED in MAP-Protocol : 28 215
 USED in MAP-MobileServiceOpera : 57

forwarded.....identifier of Named Number, 0
 DEFINED in MAP-MS-DataTypes : 1246

forwardedToNumber.....identifier of [5] ISDN-AddressString
 DEFINED in MAP-MS-DataTypes : 842

forwardedToNumber.....identifier of [3] AddressString
 DEFINED in MAP-MS-DataTypes : 1681

forwardedToNumber.....identifier of [5] ISDN-AddressString
 DEFINED in MAP-CH-DataTypes : 188

forwardedToNumber.....identifier of [4] AddressString
 DEFINED in MAP-SS-DataTypes : 75

forwardedToNumber.....identifier of [5] ISDN-AddressString
 DEFINED in MAP-SS-DataTypes : 101

forwardedToSubaddress.....identifier of [8] ISDN-SubaddressString
 DEFINED in MAP-MS-DataTypes : 846

forwardedToSubaddress.....identifier of [4] ISDN-SubaddressString
 DEFINED in MAP-MS-DataTypes : 1682

forwardedToSubaddress.....identifier of [4] ISDN-SubaddressString
 DEFINED in MAP-CH-DataTypes : 192

forwardedToSubaddress.....identifier of [6] ISDN-SubaddressString
 DEFINED in MAP-SS-DataTypes : 76

forwardedToSubaddress.....identifier of [8] ISDN-SubaddressString
DEFINED in MAP-SS-DataTypes : 102

forwardGroupCallSignalling.....value reference ForwardGroupCallSignalling, CHOICE
VALUE
DEFINED in MAP-Protocol : 295

ForwardGroupCallSignalling.....type reference OPERATION
DEFINED in MAP-Group-Call-Operati : 67

TAG R4.60 Cross Reference Listing for MAP-Protocol 2000-03-28 08:06:44
 PAGE 36

```

    USED in MAP-Protocol           :   101   295
    USED in MAP-Group-Call-Operati :    15

forwardGroupCallSignallingArg.....identifier of ForwardGroupCallSignallingArg
  DEFINED in MAP-Group-Call-Operati :    69

ForwardGroupCallSignallingArg.....type reference SEQUENCE
  DEFINED in MAP-GR-DataTypes      :    75
  USED in MAP-Group-Call-Operati   :    35   69
  USED in MAP-GR-DataTypes         :    18

forwarding.....identifier of Named Number, 1
  DEFINED in MAP-CH-DataTypes      :   123

forwardingData.....identifier of ForwardingData
  DEFINED in MAP-CH-DataTypes      :   185

ForwardingData.....type reference SEQUENCE
  DEFINED in MAP-CH-DataTypes      :   187
  USED in MAP-CH-DataTypes         :   185  226  266

forwardingData.....identifier of [2] ForwardingData
  DEFINED in MAP-CH-DataTypes      :   226

forwardingData.....identifier of ForwardingData
  DEFINED in MAP-CH-DataTypes      :   266

forwardingFailed.....value reference ForwardingFailed, CHOICE VALUE
  DEFINED in MAP-Protocol          :   375

ForwardingFailed.....type reference ERROR
  DEFINED in MAP-Errors            :   299
  USED in MAP-Protocol             :   140  375
  USED in MAP-CallHandlingOperat   :    45  125
  USED in MAP-Errors               :    50

forwardingFailedParam.....identifier of ForwardingFailedParam
  DEFINED in MAP-Errors            :   301

ForwardingFailedParam.....type reference SEQUENCE
  DEFINED in MAP-ER-DataTypes      :   274
  USED in MAP-Errors               :   129  301
  USED in MAP-ER-DataTypes         :    38

ForwardingFeature.....type reference SEQUENCE
  DEFINED in MAP-SS-DataTypes      :    98
  USED in MAP-SS-DataTypes         :    96

forwardingFeatureList.....identifier of Ext-ForwFeatureList
  DEFINED in MAP-MS-DataTypes      :   832

forwardingFeatureList.....identifier of Ext-ForwFeatureList
  DEFINED in MAP-MS-DataTypes      :  1623

forwardingFeatureList.....identifier of [1] Ext-ForwFeatureList
  DEFINED in MAP-MS-DataTypes      :  1756

forwardingFeatureList.....identifier of ForwardingFeatureList
  DEFINED in MAP-SS-DataTypes      :    91

ForwardingFeatureList.....type reference SEQUENCE OF
  DEFINED in MAP-SS-DataTypes      :    94
  USED in MAP-SS-DataTypes         :    91  217

forwardingFeatureList.....identifier of [3] ForwardingFeatureList
  DEFINED in MAP-SS-DataTypes      :   217

forwardingInfo.....identifier of [0] Ext-ForwInfo
  DEFINED in MAP-MS-DataTypes      :   823

forwardingInfo.....identifier of [0] ForwardingInfo
  DEFINED in MAP-SS-DataTypes      :    85

ForwardingInfo.....type reference SEQUENCE
  DEFINED in MAP-SS-DataTypes      :    89
  
```

USED in MAP-SS-DataTypes : 85

forwardingInfoFor-CSE.....identifier of [0] Ext-ForwardingInfoFor-CSE
DEFINED in MAP-MS-DataTypes : 1750

forwardingInterrogationRequired.....identifier of [4] NULL
DEFINED in MAP-CH-DataTypes : 156

TAG R4.60 Cross Reference Listing for MAP-Protocol 2000-03-28 08:06:44
 PAGE 37

```

forwardingOptions.....identifier of [6] Ext-ForwOptions
  DEFINED in MAP-MS-DataTypes      :    847

forwardingOptions.....identifier of [6] ForwardingOptions
  DEFINED in MAP-CH-DataTypes      :    193

forwardingOptions.....identifier of [6] ForwardingOptions
  DEFINED in MAP-SS-DataTypes      :    103

ForwardingOptions.....type reference OCTET STRING
  DEFINED in MAP-SS-DataTypes      :    123
  USED in MAP-CH-DataTypes         :    56   193
  USED in MAP-SS-DataTypes         :    31   103

forwardingReason.....identifier of [8] ForwardingReason
  DEFINED in MAP-CH-DataTypes      :    103

ForwardingReason.....type reference ENUMERATED
  DEFINED in MAP-CH-DataTypes      :    129
  USED in MAP-CH-DataTypes         :    103

forwardingViolation.....value reference ForwardingViolation, CHOICE VALUE
  DEFINED in MAP-Protocol          :    377

ForwardingViolation.....type reference ERROR
  DEFINED in MAP-Errors            :    294
  USED in MAP-Protocol             :    139   377
  USED in MAP-CallHandlingOperat   :    44   101
  USED in MAP-Errors               :    49

forwardingViolationParam.....identifier of ForwardingViolationParam
  DEFINED in MAP-Errors            :    296

ForwardingViolationParam.....type reference SEQUENCE
  DEFINED in MAP-ER-DataTypes      :    270
  USED in MAP-Errors               :    128   296
  USED in MAP-ER-DataTypes         :    37

freezeP-TMSI.....identifier of [1] NULL
  DEFINED in MAP-MS-DataTypes      :    264

freezeTMSI.....identifier of [0] NULL
  DEFINED in MAP-MS-DataTypes      :    263

frozen.....identifier of Named Number, 5
  DEFINED in MAP-SS-DataTypes      :    290

FTN-AddressString.....type reference AddressString
  DEFINED in MAP-CommonDataTypes   :    148
  USED in MAP-MS-DataTypes         :    155   851
  USED in MAP-CommonDataTypes     :    19
  USED in MAP-CH-DataTypes         :    65   196
  USED in MAP-SS-DataTypes         :    47   106

generalProblem.....identifier of [0] IMPLICIT GeneralProblem
  DEFINED in TCAPMessages          :    170

GeneralProblem.....type reference INTEGER
  DEFINED in TCAPMessages          :    179
  USED in TCAPMessages             :    170

general-dataCDA.....value reference BearerServiceCode, '00010111'B
  DEFINED in MAP-BS-Code           :    58

general-dataCDS.....value reference BearerServiceCode, '00011111'B
  DEFINED in MAP-BS-Code           :    65

general-dataPDS.....value reference BearerServiceCode, '00101111'B
  DEFINED in MAP-BS-Code           :    80

general-padAccessCA.....value reference BearerServiceCode, '00100111'B
  DEFINED in MAP-BS-Code           :    74

GenericServiceInfo.....type reference SEQUENCE
  
```

```
DEFINED in MAP-SS-DataTypes      :    189
USED in MAP-SS-DataTypes         :    218

genericServiceInfo.....identifier of [4] GenericServiceInfo
  DEFINED in MAP-SS-DataTypes     :    218

geodeticInformation.....identifier of [7] GeodeticInformation
```


TAG R4.60 Cross Reference Listing for MAP-Protocol 2000-03-28 08:06:44
 PAGE 38

```

    DEFINED in MAP-MS-DataTypes      : 1525

GeodeticInformation.....type reference OCTET STRING
    DEFINED in MAP-MS-DataTypes      : 1540
    USED in MAP-MS-DataTypes         : 1525

geographicalInformation.....identifier of [0] GeographicalInformation
    DEFINED in MAP-MS-DataTypes      : 1517

GeographicalInformation.....type reference OCTET STRING
    DEFINED in MAP-MS-DataTypes      : 1530
    USED in MAP-MS-DataTypes         : 1517

getPassword.....value reference GetPassword, CHOICE VALUE
    DEFINED in MAP-Protocol           : 253

GetPassword.....type reference OPERATION
    DEFINED in MAP-SupplementaryServi : 234
    USED in MAP-Protocol              : 78 253
    USED in MAP-SupplementaryServi    : 22 232

ggsn-Address.....identifier of [1] GSN-Address
    DEFINED in MAP-MS-DataTypes      : 1399

ggsn-Address.....identifier of [1] GSN-Address
    DEFINED in MAP-MS-DataTypes      : 1406

ggsn-Address.....identifier of [2] GSN-Address
    DEFINED in MAP-MS-DataTypes      : 1416

ggsn-Address.....identifier of [0] GSN-Address
    DEFINED in MAP-MS-DataTypes      : 1421

ggsn-Address.....identifier of [2] GSN-Address
    DEFINED in MAP-MS-DataTypes      : 1430

ggsn-Number.....identifier of [2] ISDN-AddressString
    DEFINED in MAP-MS-DataTypes      : 1400

ggsn-Number.....identifier of [1] ISDN-AddressString
    DEFINED in MAP-MS-DataTypes      : 1415

GlobalCellId.....type reference OCTET STRING
    DEFINED in MAP-CommonDataTypes   : 325
    USED in MAP-MS-DataTypes         : 162 401 423
    USED in MAP-CommonDataTypes     : 36

gmlc-List.....identifier of [0] GMLC-List
    DEFINED in MAP-MS-DataTypes      : 566

GMLC-List.....type reference SEQUENCE OF
    DEFINED in MAP-MS-DataTypes      : 571
    USED in MAP-MS-DataTypes         : 566

gmlc-List.....identifier of Named Number, 0
    DEFINED in MAP-MS-DataTypes      : 1004

gmlc-ListWithdraw.....identifier of [13] NULL
    DEFINED in MAP-MS-DataTypes      : 1071

gmlc-Restriction.....identifier of [0] GMLC-Restriction
    DEFINED in MAP-MS-DataTypes      : 998

GMLC-Restriction.....type reference ENUMERATED
    DEFINED in MAP-MS-DataTypes      : 1003
    USED in MAP-MS-DataTypes         : 998

gmscCamelSubscriptionInfo.....identifier of [0] GmscCamelSubscriptionInfo
    DEFINED in MAP-CH-DataTypes      : 267

GmscCamelSubscriptionInfo.....type reference SEQUENCE
    DEFINED in MAP-CH-DataTypes      : 271
    USED in MAP-CH-DataTypes         : 267

gmsc-Address.....identifier of [6] ISDN-AddressString
  
```

```
DEFINED in MAP-CH-DataTypes      :    101
gsmc-Address.....identifier of [8] ISDN-AddressString
DEFINED in MAP-CH-DataTypes      :    206
gprsConnectionSuspended.....identifier of NULL
DEFINED in MAP-ER-DataTypes      :    309
```

TAG R4.60 Cross Reference Listing for MAP-Protocol 2000-03-28 08:06:44
 PAGE 39

GPRSDataList.....type reference SEQUENCE OF
 DEFINED in MAP-MS-DataTypes : 586
 USED in MAP-MS-DataTypes : 610

gprsDataList.....identifier of [1] GPRSDataList
 DEFINED in MAP-MS-DataTypes : 610

gprsEnhancementsSupportIndicator.....identifier of [3] NULL
 DEFINED in MAP-MS-DataTypes : 382

gprsNodeIndicator.....identifier of [5] NULL
 DEFINED in MAP-SM-DataTypes : 90

gprsSubscriptionData.....identifier of [16] GPRSSubscriptionData
 DEFINED in MAP-MS-DataTypes : 544

GPRSSubscriptionData.....type reference SEQUENCE
 DEFINED in MAP-MS-DataTypes : 605
 USED in MAP-MS-DataTypes : 544

gprsSubscriptionDataWithdraw.....identifier of [10] GPRSSubscriptionDataWithdraw
 DEFINED in MAP-MS-DataTypes : 1068

GPRSSubscriptionDataWithdraw.....type reference CHOICE
 DEFINED in MAP-MS-DataTypes : 1074
 USED in MAP-MS-DataTypes : 1068

gprsSubscriptionUnknown.....identifier of Named Number, 1
 DEFINED in MAP-ER-DataTypes : 203

gprsSupportIndicator.....identifier of [7] NULL
 DEFINED in MAP-SM-DataTypes : 58

gprsSupportIndicator.....identifier of [2] NULL
 DEFINED in MAP-SM-DataTypes : 151

GPRS-CamelTDPData.....type reference SEQUENCE
 DEFINED in MAP-MS-DataTypes : 637
 USED in MAP-MS-DataTypes : 633

gprs-CamelTDPDataList.....identifier of [0] GPRS-CamelTDPDataList
 DEFINED in MAP-MS-DataTypes : 623

GPRS-CamelTDPDataList.....type reference SEQUENCE OF
 DEFINED in MAP-MS-DataTypes : 632
 USED in MAP-MS-DataTypes : 623

gprs-CSI.....identifier of [0] GPRS-CSI
 DEFINED in MAP-MS-DataTypes : 617

GPRS-CSI.....type reference SEQUENCE
 DEFINED in MAP-MS-DataTypes : 622
 USED in MAP-MS-DataTypes : 617 1654

gprs-CSI.....identifier of Named Number, 4
 DEFINED in MAP-MS-DataTypes : 1616

gprs-CSI.....identifier of [9] GPRS-CSI
 DEFINED in MAP-MS-DataTypes : 1654

gprs-TriggerDetectionPoint.....identifier of [0] GPRS-TriggerDetectionPoint
 DEFINED in MAP-MS-DataTypes : 638

GPRS-TriggerDetectionPoint.....type reference ENUMERATED
 DEFINED in MAP-MS-DataTypes : 654
 USED in MAP-MS-DataTypes : 638

greyListed.....identifier of Named Number, 2
 DEFINED in MAP-MS-DataTypes : 532

groupCallNumber.....identifier of ISDN-AddressString
 DEFINED in MAP-GR-DataTypes : 62

groupId.....identifier of GroupId

DEFINED in MAP-MS-DataTypes : 1472

groupid.....identifier of GroupId
DEFINED in MAP-MS-DataTypes : 1477

GroupId.....type reference OCTET STRING
DEFINED in MAP-MS-DataTypes : 1482

TAG R4.60 Cross Reference Listing for MAP-Protocol 2000-03-28 08:06:44
PAGE 40

```

USED in MAP-MS-DataTypes      : 1472 1477

groupKey.....identifier of [1] Kc
  DEFINED in MAP-GR-DataTypes  : 55

groupKeyNumber.....identifier of [0] GroupKeyNumber
  DEFINED in MAP-GR-DataTypes  : 54

GroupKeyNumber.....type reference INTEGER
  DEFINED in MAP-GR-DataTypes  : 92
  USED in MAP-GR-DataTypes    : 54

gsmSCF-Address.....identifier of [2] ISDN-AddressString
  DEFINED in MAP-MS-DataTypes  : 640

gsmSCF-Address.....identifier of ISDN-AddressString
  DEFINED in MAP-MS-DataTypes  : 1125

gsmSCF-Address.....identifier of ISDN-AddressString
  DEFINED in MAP-MS-DataTypes  : 1137

gsmSCF-Address.....identifier of [0] ISDN-AddressString
  DEFINED in MAP-MS-DataTypes  : 1177

gsmSCF-Address.....identifier of [2] ISDN-AddressString
  DEFINED in MAP-MS-DataTypes  : 1307

gsmSCF-Address.....identifier of [0] ISDN-AddressString
  DEFINED in MAP-MS-DataTypes  : 1332

gsmSCF-Address.....identifier of [0] ISDN-AddressString
  DEFINED in MAP-MS-DataTypes  : 1379

gsmSCF-Address.....identifier of [3] ISDN-AddressString
  DEFINED in MAP-MS-DataTypes  : 1572

gsmSCF-Address.....identifier of [2] ISDN-AddressString
  DEFINED in MAP-MS-DataTypes  : 1587

gsmSCF-Address.....identifier of [1] ISDN-AddressString
  DEFINED in MAP-MS-DataTypes  : 1663

gsm-0408.....identifier of Named Number, 1
  DEFINED in MAP-CommonDataTypes : 214

gsm-0806.....identifier of Named Number, 2
  DEFINED in MAP-CommonDataTypes : 215

gsm-0806.....identifier of Named Number, 1
  DEFINED in MAP-CommonDataTypes : 246

gsm-BearerCapability.....identifier of [5] ExternalSignalInfo
  DEFINED in MAP-CH-DataTypes    : 203

gsm-BearerCapability.....identifier of [0] ExternalSignalInfo
  DEFINED in MAP-CH-DataTypes    : 281

gsm-BSSMAP.....identifier of Named Number, 3
  DEFINED in MAP-CommonDataTypes : 216

gsm-SecurityContextData.....identifier of [0] GSM-SecurityContextData
  DEFINED in MAP-MS-DataTypes    : 317

GSM-SecurityContextData.....type reference SEQUENCE
  DEFINED in MAP-MS-DataTypes    : 320
  USED in MAP-MS-DataTypes      : 317

GSN-Address.....type reference OCTET STRING
  DEFINED in MAP-MS-DataTypes    : 385
  USED in MAP-MS-DataTypes      : 372 1399 1405 1406 1416 1421 1429 1430

guidanceInfo.....identifier of GuidanceInfo
  DEFINED in MAP-SupplementaryServi : 236

GuidanceInfo.....type reference ENUMERATED

```

```
DEFINED in MAP-SS-DataTypes      :    247
USED in MAP-SupplementaryServi   :    67   236
USED in MAP-SS-DataTypes         :    25

handoverNumber.....identifier of [0] ISDN-AddressString
DEFINED in MAP-MS-DataTypes      :    414
```

TAG R4.60 Cross Reference Listing for MAP-Protocol 2000-03-28 08:06:44
 PAGE 41

handoverNumber.....identifier of ISDN-AddressString
 DEFINED in MAP-MS-DataTypes : 467

highLayerCompatibility.....identifier of [6] ExternalSignalInfo
 DEFINED in MAP-CH-DataTypes : 287

hlr.....identifier of Named Number, 1
 DEFINED in MAP-CommonDataTypes : 340

HLR-Id.....type reference IMSI
 DEFINED in MAP-CommonDataTypes : 314
 USED in MAP-CommonDataTypes : 319

hlr-List.....identifier of HLR-List
 DEFINED in MAP-MS-DataTypes : 1443

HLR-List.....type reference SEQUENCE OF
 DEFINED in MAP-CommonDataTypes : 318
 USED in MAP-MS-DataTypes : 159 1443
 USED in MAP-CommonDataTypes : 34

hlr-Number.....identifier of ISDN-AddressString
 DEFINED in MAP-MS-DataTypes : 232

hlr-Number.....identifier of ISDN-AddressString
 DEFINED in MAP-MS-DataTypes : 389

hlr-Number.....identifier of ISDN-AddressString
 DEFINED in MAP-MS-DataTypes : 1442

hlr-Number.....identifier of ISDN-AddressString
 DEFINED in MAP-MS-DataTypes : 1454

hold.....value reference SS-Code, '01000010'B
 DEFINED in MAP-SS-Code : 77

home-Country.....identifier of Named Number, 1
 DEFINED in MAP-MS-DataTypes : 1005

horizontal-accuracy.....identifier of [0] Horizontal-Accuracy
 DEFINED in MAP-LCS-DataTypes : 138

Horizontal-Accuracy.....type reference OCTET STRING
 DEFINED in MAP-LCS-DataTypes : 144
 USED in MAP-LCS-DataTypes : 20 138

ho-NumberNotRequired.....identifier of NULL
 DEFINED in MAP-MS-DataTypes : 402

identity.....identifier of Identity
 DEFINED in MAP-MS-DataTypes : 238

Identity.....type reference CHOICE
 DEFINED in MAP-CommonDataTypes : 287
 USED in MAP-MS-DataTypes : 161 238
 USED in MAP-CommonDataTypes : 31

ik.....identifier of IK
 DEFINED in MAP-MS-DataTypes : 312

ik.....identifier of IK
 DEFINED in MAP-MS-DataTypes : 327

IK.....type reference OCTET STRING
 DEFINED in MAP-MS-DataTypes : 341
 USED in MAP-MS-DataTypes : 312 327

illegalEquipment.....value reference IllegalEquipment, CHOICE VALUE
 DEFINED in MAP-Protocol : 348

IllegalEquipment.....type reference ERROR
 DEFINED in MAP-Errors : 231
 USED in MAP-Protocol : 127 348
 USED in MAP-SupplementaryServi : 52 199 213
 USED in MAP-ShortMessageServic : 34 106

```
USED in MAP-LocationServiceOpe :    35    78
USED in MAP-Errors                :    31

illegalEquipmentParam.....identifier of IllegalEquipmentParam
  DEFINED in MAP-Errors            :    233

IllegalEquipmentParam.....type reference SEQUENCE
```



```

    DEFINED in MAP-ER-DataTypes      : 222
    USED in MAP-Errors                : 118 233
    USED in MAP-ER-DataTypes         : 29

illegalSS-Operation.....value reference IllegalSS-Operation, CHOICE VALUE
    DEFINED in MAP-Protocol          : 397

IllegalSS-Operation.....type reference ERROR
    DEFINED in MAP-Errors            : 340
    USED in MAP-Protocol             : 143 397
    USED in MAP-MobileServiceOpera  : 100 270 287
    USED in MAP-SupplementaryServi  : 40 100 117 134 154 172 261 278
    USED in MAP-Errors               : 62

illegalSS-OperationParam.....identifier of IllegalSS-OperationParam
    DEFINED in MAP-Errors            : 342

IllegalSS-OperationParam.....type reference SEQUENCE
    DEFINED in MAP-ER-DataTypes      : 290
    USED in MAP-Errors               : 147 342
    USED in MAP-ER-DataTypes         : 56

illegalSubscriber.....value reference IllegalSubscriber, CHOICE VALUE
    DEFINED in MAP-Protocol          : 347

IllegalSubscriber.....type reference ERROR
    DEFINED in MAP-Errors            : 225
    USED in MAP-Protocol             : 126 347
    USED in MAP-SupplementaryServi  : 51 198 212
    USED in MAP-ShortMessageServic  : 33 105
    USED in MAP-LocationServiceOpe  : 36 77
    USED in MAP-Errors               : 30

illegalSubscriberParam.....identifier of IllegalSubscriberParam
    DEFINED in MAP-Errors            : 227

IllegalSubscriberParam.....type reference SEQUENCE
    DEFINED in MAP-ER-DataTypes      : 218
    USED in MAP-Errors               : 117 227
    USED in MAP-ER-DataTypes         : 28

imei.....identifier of IMEI
    DEFINED in MAP-MobileServiceOpera : 374

IMEI.....type reference TBCD-STRING
    DEFINED in MAP-CommonDataTypes   : 307
    USED in MAP-MobileServiceOpera   : 166 374
    USED in MAP-CommonDataTypes      : 33
    USED in MAP-LCS-DataTypes        : 28 78 223

imei.....identifier of [5] IMEI
    DEFINED in MAP-LCS-DataTypes      : 78

imei.....identifier of [2] IMEI
    DEFINED in MAP-LCS-DataTypes      : 223

immediateResponsePreferred.....identifier of [1] NULL
    DEFINED in MAP-MS-DataTypes       : 505

imsi.....identifier of IMSI
    DEFINED in MAP-OperationAndMainte : 81

imsi.....identifier of IMSI
    DEFINED in MAP-MS-DataTypes       : 197

imsi.....identifier of IMSI
    DEFINED in MAP-MS-DataTypes       : 256

imsi.....identifier of IMSI
    DEFINED in MAP-MS-DataTypes       : 281

imsi.....identifier of IMSI
    DEFINED in MAP-MS-DataTypes       : 354

imsi.....identifier of IMSI
    
```

```
DEFINED in MAP-MS-DataTypes      :      370  
  
imsi.....identifier of [4] IMSI  
DEFINED in MAP-MS-DataTypes      :      406  
  
imsi.....identifier of [0] IMSI  
DEFINED in MAP-MS-DataTypes      :      497
```

```

imsi.....identifier of [0] IMSI
  DEFINED in MAP-MS-DataTypes      :    538

imsi.....identifier of [0] IMSI
  DEFINED in MAP-MS-DataTypes      :   1056

imsi.....identifier of [0] IMSI
  DEFINED in MAP-MS-DataTypes      :   1398

imsi.....identifier of [0] IMSI
  DEFINED in MAP-MS-DataTypes      :   1414

imsi.....identifier of [0] IMSI
  DEFINED in MAP-MS-DataTypes      :   1428

imsi.....identifier of IMSI
  DEFINED in MAP-MS-DataTypes      :   1447

imsi.....identifier of [0] IMSI
  DEFINED in MAP-MS-DataTypes      :   1489

imsi.....identifier of IMSI
  DEFINED in MAP-MS-DataTypes      :   1712

imsi.....identifier of [1] IMSI
  DEFINED in MAP-MS-DataTypes      :   1737

IMSI.....type reference TBCD-STRING
  DEFINED in MAP-CommonDataTypes   :    284
  USED in MAP-OperationAndMainte   :    43    81
  USED in MAP-MS-DataTypes         :    157   197   256   281   354   370   406   497   538
                                     1056  1398  1414  1428  1447  1489  1712  1737
  USED in MAP-CommonDataTypes     :    29   288   292   304   314   361
  USED in MAP-OM-DataTypes        :    22    37    55
  USED in MAP-CH-DataTypes        :    68   146   199   227   315   345   385   416   428
  USED in MAP-SS-DataTypes        :    48   269
  USED in MAP-SM-DataTypes        :    34    80   112   133   194
  USED in MAP-GR-DataTypes        :    24    67    76
  USED in MAP-LCS-DataTypes       :    29    75   222

imsi.....identifier of IMSI
  DEFINED in MAP-CommonDataTypes   :    288

imsi.....identifier of IMSI
  DEFINED in MAP-CommonDataTypes   :    292

imsi.....identifier of [0] IMSI
  DEFINED in MAP-CommonDataTypes   :    304

imsi.....identifier of [0] IMSI
  DEFINED in MAP-CommonDataTypes   :    361

imsi.....identifier of [0] IMSI
  DEFINED in MAP-OM-DataTypes      :    37

imsi.....identifier of [0] IMSI
  DEFINED in MAP-OM-DataTypes      :    55

imsi.....identifier of [9] IMSI
  DEFINED in MAP-CH-DataTypes      :   146

imsi.....identifier of [0] IMSI
  DEFINED in MAP-CH-DataTypes      :   199

imsi.....identifier of [3] IMSI
  DEFINED in MAP-CH-DataTypes      :   227

imsi.....identifier of [0] IMSI
  DEFINED in MAP-CH-DataTypes      :   315

imsi.....identifier of [0] IMSI
  DEFINED in MAP-CH-DataTypes      :   345

imsi.....identifier of [0] IMSI

```

```
DEFINED in MAP-CH-DataTypes      :    385  
imsi.....identifier of [0] IMSI  
DEFINED in MAP-CH-DataTypes      :    416  
imsi.....identifier of [0] IMSI  
DEFINED in MAP-CH-DataTypes      :    428
```

TAG R4.60 Cross Reference Listing for MAP-Protocol
PAGE 44

2000-03-28 08:06:44

```

imsi.....identifier of [0] IMSI
  DEFINED in MAP-SS-DataTypes      :    269

imsi.....identifier of IMSI
  DEFINED in MAP-SM-DataTypes      :     80

imsi.....identifier of IMSI
  DEFINED in MAP-SM-DataTypes      :    112

imsi.....identifier of [0] IMSI
  DEFINED in MAP-SM-DataTypes      :    133

imsi.....identifier of [0] IMSI
  DEFINED in MAP-SM-DataTypes      :    194

imsi.....identifier of IMSI
  DEFINED in MAP-GR-DataTypes      :     67

imsi.....identifier of IMSI
  DEFINED in MAP-GR-DataTypes      :     76

imsi.....identifier of [2] IMSI
  DEFINED in MAP-LCS-DataTypes     :     75

imsi.....identifier of [1] IMSI
  DEFINED in MAP-LCS-DataTypes     :    222

imsiDetach.....identifier of Named Number, 0
  DEFINED in MAP-ER-DataTypes      :    248

imsiDetached.....identifier of Named Number, 1
  DEFINED in MAP-MS-DataTypes      :   1563

imsiUnknown.....identifier of Named Number, 0
  DEFINED in MAP-ER-DataTypes      :    202

imsi-WithLMSI.....identifier of IMSI-WithLMSI
  DEFINED in MAP-CommonDataTypes   :    289

IMSI-WithLMSI.....type reference SEQUENCE
  DEFINED in MAP-CommonDataTypes   :    291
  USED in MAP-CommonDataTypes     :    289

incomingCallsBarredWithinCUG.....identifier of Named Number, 0
  DEFINED in MAP-ER-DataTypes      :    122

incompatibleTerminal.....value reference IncompatibleTerminal, CHOICE VALUE
  DEFINED in MAP-Protocol           :    331

IncompatibleTerminal.....type reference ERROR
  DEFINED in MAP-Errors             :    185
  USED in MAP-Protocol              :    161   331
  USED in MAP-CallHandlingOperat   :     48   187
  USED in MAP-Errors                :     18

incompatibleTerminalParam.....identifier of IncompatibleTerminalParam
  DEFINED in MAP-Errors             :    187

IncompatibleTerminalParam.....type reference SEQUENCE
  DEFINED in MAP-ER-DataTypes       :    325
  USED in MAP-Errors                :    137   187
  USED in MAP-ER-DataTypes          :     46

inconsistentMeasurementData.....identifier of Named Number, 3
  DEFINED in MAP-ER-DataTypes       :    363

incorrectTransactionPortion.....identifier of Named Number, 3
  DEFINED in TCAPMessages           :    106

informationNotAvailable.....value reference InformationNotAvailable, CHOICE VALUE
  DEFINED in MAP-Protocol           :    388

InformationNotAvailable.....type reference ERROR
  DEFINED in MAP-Errors             :    332

```

USED in MAP-Protocol : 168 388
USED in MAP-MobileServiceOpera : 105 272 291
USED in MAP-Errors : 59

informationNotAvailableParam.....identifier of InformationNotAvailableParam
DEFINED in MAP-Errors : 334

TAG R4.60 Cross Reference Listing for MAP-Protocol 2000-03-28 08:06:44
PAGE 45

InformationNotAvailableParam.....type reference SEQUENCE
DEFINED in MAP-ER-DataTypes : 302
USED in MAP-Errors : 150 334
USED in MAP-ER-DataTypes : 59

informServiceCentre.....value reference InformServiceCentre, CHOICE VALUE
DEFINED in MAP-Protocol : 264

InformServiceCentre.....type reference OPERATION
DEFINED in MAP-ShortMessageServic : 132
USED in MAP-Protocol : 92 264
USED in MAP-ShortMessageServic : 18

informServiceCentreArg.....identifier of InformServiceCentreArg
DEFINED in MAP-ShortMessageServic : 134

InformServiceCentreArg.....type reference SEQUENCE
DEFINED in MAP-SM-DataTypes : 179
USED in MAP-ShortMessageServic : 54 134
USED in MAP-SM-DataTypes : 23

inhibiting.....identifier of Named Number, 0
DEFINED in MAP-MS-DataTypes : 1250

initialLocation.....identifier of Named Number, 2
DEFINED in MAP-LCS-DataTypes : 93

initiatingRelease.....identifier of Named Number, 4
DEFINED in TCAPMessages : 187

insertSubscriberData.....value reference InsertSubscriberData, CHOICE VALUE
DEFINED in MAP-Protocol : 208

InsertSubscriberData.....type reference OPERATION
DEFINED in MAP-MobileServiceOpera : 384
USED in MAP-Protocol : 25 208
USED in MAP-MobileServiceOpera : 52

insertSubscriberDataArg.....identifier of InsertSubscriberDataArg
DEFINED in MAP-MobileServiceOpera : 386

InsertSubscriberDataArg.....type reference SEQUENCE
DEFINED in MAP-MS-DataTypes : 537
USED in MAP-MobileServiceOpera : 135 386
USED in MAP-MS-DataTypes : 51

insertSubscriberDataRes.....identifier of InsertSubscriberDataRes
DEFINED in MAP-MobileServiceOpera : 388

InsertSubscriberDataRes.....type reference SEQUENCE
DEFINED in MAP-MS-DataTypes : 1039
USED in MAP-MobileServiceOpera : 136 388
USED in MAP-MS-DataTypes : 52

insufficientMeasurementData.....identifier of Named Number, 2
DEFINED in MAP-ER-DataTypes : 362

insufficientResources.....identifier of Named Number, 1
DEFINED in MAP-ER-DataTypes : 361

integrityProtectionInfo.....identifier of [5] IntegrityProtectionInformation
DEFINED in MAP-MS-DataTypes : 407

IntegrityProtectionInformation.....type reference OCTET STRING
DEFINED in MAP-MS-DataTypes : 482
USED in MAP-MS-DataTypes : 407

interCUG-Restrictions.....identifier of InterCUG-Restrictions
DEFINED in MAP-MS-DataTypes : 943

InterCUG-Restrictions.....type reference OCTET STRING
DEFINED in MAP-MS-DataTypes : 947
USED in MAP-MS-DataTypes : 73 943

internationalECT-Barred.....identifier of Named Number, 11

DEFINED in MAP-MS-DataTypes : 804
internationalOGCallsBarred.....identifier of Named Number, 1
DEFINED in MAP-MS-DataTypes : 794
internationalOGCallsNotToHPLMN-CountryBaidentifier of Named Number, 2
DEFINED in MAP-MS-DataTypes : 795

TAG R4.60 Cross Reference Listing for MAP-Protocol 2000-03-28 08:06:44
 PAGE 46

```

interrogateSS.....value reference InterrogateSS, CHOICE VALUE
  DEFINED in MAP-Protocol      :    247

InterrogateSS.....type reference OPERATION
  DEFINED in MAP-SupplementaryServi :    160
  USED in MAP-Protocol          :    73   247
  USED in MAP-SupplementaryServi :    17

interrogateSS-Res.....identifier of InterrogateSS-Res
  DEFINED in MAP-SupplementaryServi :    164

InterrogateSS-Res.....type reference CHOICE
  DEFINED in MAP-SS-DataTypes      :    214
  USED in MAP-SupplementaryServi   :    63   164
  USED in MAP-SS-DataTypes        :    19

interrogationType.....identifier of [3] InterrogationType
  DEFINED in MAP-CH-DataTypes      :    98

InterrogationType.....type reference ENUMERATED
  DEFINED in MAP-CH-DataTypes      :    121
  USED in MAP-CH-DataTypes        :    98

interzonalECT-Barred.....identifier of Named Number, 12
  DEFINED in MAP-MS-DataTypes      :    805

interzonalOGCallsAndInternationalOGCallsidentifier of Named Number, 8
  DEFINED in MAP-MS-DataTypes      :    798

interzonalOGCallsBarred.....identifier of Named Number, 6
  DEFINED in MAP-MS-DataTypes      :    796

interzonalOGCallsNotToHPLMN-CountryBarreidentifier of Named Number, 7
  DEFINED in MAP-MS-DataTypes      :    797

intraCUG-Options.....identifier of IntraCUG-Options
  DEFINED in MAP-MS-DataTypes      :    915

IntraCUG-Options.....type reference ENUMERATED
  DEFINED in MAP-MS-DataTypes      :    925
  USED in MAP-MS-DataTypes        :    74   915

invalidFormat.....identifier of Named Number, 1
  DEFINED in MAP-ER-DataTypes      :    135

invalidSME-Address.....identifier of Named Number, 5
  DEFINED in MAP-ER-DataTypes      :    145

invoke.....identifier of [1] IMPLICIT Invoke
  DEFINED in TCAPMessages          :    125

Invoke.....type reference SEQUENCE
  DEFINED in TCAPMessages          :    133
  USED in TCAPMessages            :    125

invokeID.....identifier of InvokeIdType
  DEFINED in TCAPMessages          :    134

invokeID.....identifier of InvokeIdType
  DEFINED in TCAPMessages          :    145

invokeID.....identifier of InvokeIdType
  DEFINED in TCAPMessages          :    157

invokeID.....identifier of CHOICE
  DEFINED in TCAPMessages          :    166

InvokeIdType.....type reference INTEGER
  DEFINED in TCAPMessages          :    175
  USED in TCAPMessages            :    47   134   135   145   157   167

invokeProblem.....identifier of [1] IMPLICIT InvokeProblem
  DEFINED in TCAPMessages          :    171

```

```
InvokeProblem.....type reference INTEGER
  DEFINED in TCAPMessages      :    183
  USED in TCAPMessages        :    171

ISDN-AddressString.....type reference AddressString
  DEFINED in MAP-CommonDataTypes :    142
  USED in MAP-OperationAndMainte :    42    79
```

USED in MAP-MS-DataTypes	:	153	199	200	232	257	258	371	389	414
		424	467	572	640	751	842	1123	1125	1137
		1177	1227	1307	1332	1379	1400	1415	1442	1454
		1518	1524	1572	1587	1663	1713	1738		
USED in MAP-CommonDataTypes	:	17	362							
USED in MAP-CH-DataTypes	:	63	95	101	157	163	184	188	200	201
		206	219	232	284	299	388			
USED in MAP-SS-DataTypes	:	45	101	207	225	270	280	311		
USED in MAP-SM-DataTypes	:	32	53	86	98	99	139	144	169	175
		180								
USED in MAP-GR-DataTypes	:	23	62							
USED in MAP-LCS-DataTypes	:	27	53	65	72	76	221	224	225	
isdn-BearerCapability.....identifier of [1] ExternalSignalInfo										
DEFINED in MAP-CH-DataTypes	:	282								
ISDN-SubaddressString.....type reference OCTET STRING										
DEFINED in MAP-CommonDataTypes	:	154								
USED in MAP-MS-DataTypes	:	154	846	1682						
USED in MAP-CommonDataTypes	:	20								
USED in MAP-CH-DataTypes	:	64	192							
USED in MAP-SS-DataTypes	:	46	76	102	208					
istAlert.....value reference IST-Alert, CHOICE VALUE										
DEFINED in MAP-Protocol	:	237								
istAlertArg.....identifier of IST-AlertArg										
DEFINED in MAP-CallHandlingOperat	:	194								
istAlertRes.....identifier of IST-AlertRes										
DEFINED in MAP-CallHandlingOperat	:	196								
istAlertTimer.....identifier of [26] IST-AlertTimerValue										
DEFINED in MAP-MS-DataTypes	:	551								
istAlertTimer.....identifier of [14] IST-AlertTimerValue										
DEFINED in MAP-CH-DataTypes	:	165								
istAlertTimer.....identifier of [0] IST-AlertTimerValue										
DEFINED in MAP-CH-DataTypes	:	421								
istCommand.....value reference IST-Command, CHOICE VALUE										
DEFINED in MAP-Protocol	:	238								
istCommandArg.....identifier of IST-CommandArg										
DEFINED in MAP-CallHandlingOperat	:	207								
istCommandRes.....identifier of IST-CommandRes										
DEFINED in MAP-CallHandlingOperat	:	209								
istCommandSupported.....identifier of Named Number, 1										
DEFINED in MAP-MS-DataTypes	:	225								
istInformationWithdraw.....identifier of [14] NULL										
DEFINED in MAP-MS-DataTypes	:	1072								
istInformationWithdraw.....identifier of [1] NULL										
DEFINED in MAP-CH-DataTypes	:	422								
istSupportIndicator.....identifier of [1] IST-SupportIndicator										
DEFINED in MAP-MS-DataTypes	:	211								
istSupportIndicator.....identifier of [18] IST-SupportIndicator										
DEFINED in MAP-CH-DataTypes	:	114								
IST-Alert.....type reference OPERATION										
DEFINED in MAP-CallHandlingOperat	:	192								
USED in MAP-Protocol	:	62	237							
USED in MAP-CallHandlingOperat	:	21								
IST-AlertArg.....type reference SEQUENCE										
DEFINED in MAP-CH-DataTypes	:	415								
USED in MAP-CallHandlingOperat	:	70	194							
USED in MAP-CH-DataTypes	:	33								

```
IST-AlertRes.....type reference SEQUENCE
  DEFINED in MAP-CH-DataTypes      :    420
  USED in MAP-CallHandlingOperat   :    71  196
  USED in MAP-CH-DataTypes         :    34

IST-AlertTimerValue.....type reference INTEGER
  DEFINED in MAP-MS-DataTypes      :    563
```

TAG	R4.60	Cross Reference Listing for MAP-Protocol	2000-03-28	08:06:44
PAGE	48			
	USED in MAP-MS-DataTypes	:	76	551
	USED in MAP-CH-DataTypes	:	48	165 421
IST-Commandtype reference OPERATION			
	DEFINED in MAP-CallHandlingOperat	:	205	
	USED in MAP-Protocol	:	63	238
	USED in MAP-CallHandlingOperat	:	22	
IST-CommandArgtype reference SEQUENCE			
	DEFINED in MAP-CH-DataTypes	:	427	
	USED in MAP-CallHandlingOperat	:	72	207
	USED in MAP-CH-DataTypes	:	35	
IST-CommandRestype reference SEQUENCE			
	DEFINED in MAP-CH-DataTypes	:	432	
	USED in MAP-CallHandlingOperat	:	73	209
	USED in MAP-CH-DataTypes	:	36	
IST-SupportIndicatortype reference ENUMERATED			
	DEFINED in MAP-MS-DataTypes	:	223	
	USED in MAP-MS-DataTypes	:	26	211
	USED in MAP-CH-DataTypes	:	47	114
kcidentifier of Kc			
	DEFINED in MAP-MS-DataTypes	:	305	
kcidentifier of Kc			
	DEFINED in MAP-MS-DataTypes	:	321	
Kctype reference OCTET STRING			
	DEFINED in MAP-MS-DataTypes	:	335	
	USED in MAP-MS-DataTypes	:	48	305 321
	USED in MAP-GR-DataTypes	:	36	55
keepCCBS-CallIndicatoridentifier of [1] NULL			
	DEFINED in MAP-CH-DataTypes	:	179	
ksiidentifier of KSI			
	DEFINED in MAP-MS-DataTypes	:	328	
KSItype reference OCTET STRING			
	DEFINED in MAP-MS-DataTypes	:	350	
	USED in MAP-MS-DataTypes	:	328	
laiFixedLengthidentifier of [1] LAIFixedLength			
	DEFINED in MAP-CommonDataTypes	:	383	
LAIFixedLengthtype reference OCTET STRING			
	DEFINED in MAP-CommonDataTypes	:	401	
	USED in MAP-CommonDataTypes	:	383	
lawfulInterceptServicesidentifier of Named Number, 3			
	DEFINED in MAP-LCS-DataTypes	:	111	
lcsClientDialedByMSidentifier of [2] AddressString			
	DEFINED in MAP-LCS-DataTypes	:	102	
LCSCClientExternalIDtype reference SEQUENCE			
	DEFINED in MAP-CommonDataTypes	:	365	
	USED in MAP-MS-DataTypes	:	170	997
	USED in MAP-CommonDataTypes	:	58	
	USED in MAP-LCS-DataTypes	:	33	101
lcsClientExternalIDidentifier of [1] LCSCClientExternalID			
	DEFINED in MAP-LCS-DataTypes	:	101	
LCSCClientInternalIDtype reference ENUMERATED			
	DEFINED in MAP-CommonDataTypes	:	370	
	USED in MAP-MS-DataTypes	:	171	992
	USED in MAP-CommonDataTypes	:	59	
	USED in MAP-LCS-DataTypes	:	34	103
lcsClientInternalIDidentifier of [3] LCSCClientInternalID			
	DEFINED in MAP-LCS-DataTypes	:	103	

```
lcsClientName.....identifier of [4] LCSClientName
  DEFINED in MAP-LCS-DataTypes      :    104

LCSClientName.....type reference SEQUENCE
  DEFINED in MAP-LCS-DataTypes      :    118
  USED in MAP-LCS-DataTypes         :    18   104
```

TAG R4.60 Cross Reference Listing for MAP-Protocol 2000-03-28 08:06:44
PAGE 49

lcsClientType.....identifier of [0] LCSClientType
DEFINED in MAP-LCS-DataTypes : 100

LCSClientType.....type reference ENUMERATED
DEFINED in MAP-LCS-DataTypes : 107
USED in MAP-LCS-DataTypes : 100

lcsInformation.....identifier of [22] LCSInformation
DEFINED in MAP-MS-DataTypes : 550

LCSInformation.....type reference SEQUENCE
DEFINED in MAP-MS-DataTypes : 565
USED in MAP-MS-DataTypes : 550

lcsLocationInfo.....identifier of [1] LCSLocationInfo
DEFINED in MAP-LCS-DataTypes : 60

LCSLocationInfo.....type reference SEQUENCE
DEFINED in MAP-LCS-DataTypes : 64
USED in MAP-LCS-DataTypes : 60 220

lcsLocationInfo.....identifier of LCSLocationInfo
DEFINED in MAP-LCS-DataTypes : 220

lcs-ClientID.....identifier of [0] LCS-ClientID
DEFINED in MAP-LCS-DataTypes : 73

LCS-ClientID.....type reference SEQUENCE
DEFINED in MAP-LCS-DataTypes : 99
USED in MAP-LCS-DataTypes : 73 219

lcs-ClientID.....identifier of LCS-ClientID
DEFINED in MAP-LCS-DataTypes : 219

lcs-Event.....identifier of LCS-Event
DEFINED in MAP-LCS-DataTypes : 218

LCS-Event.....type reference ENUMERATED
DEFINED in MAP-LCS-DataTypes : 233
USED in MAP-LCS-DataTypes : 218

lcs-Priority.....identifier of [6] LCS-Priority
DEFINED in MAP-LCS-DataTypes : 79

LCS-Priority.....type reference OCTET STRING
DEFINED in MAP-LCS-DataTypes : 132
USED in MAP-LCS-DataTypes : 79

LCS-PrivacyClass.....type reference SEQUENCE
DEFINED in MAP-MS-DataTypes : 972
USED in MAP-MS-DataTypes : 968

lcs-PrivacyExceptionList.....identifier of [1] LCS-PrivacyExceptionList
DEFINED in MAP-MS-DataTypes : 567

LCS-PrivacyExceptionList.....type reference SEQUENCE OF
DEFINED in MAP-MS-DataTypes : 967
USED in MAP-MS-DataTypes : 567

lcs-QoS.....identifier of [7] LCS-QoS
DEFINED in MAP-LCS-DataTypes : 80

LCS-QoS.....type reference SEQUENCE
DEFINED in MAP-LCS-DataTypes : 137
USED in MAP-LCS-DataTypes : 19 80

linkedID.....identifier of [0] IMPLICIT InvokeIdType
DEFINED in TCAPMessages : 135

linkedResponseUnexpected.....identifier of Named Number, 6
DEFINED in TCAPMessages : 189

lmsi.....identifier of [10] LMSI
DEFINED in MAP-MS-DataTypes : 201

lmsi.....identifier of LMSI
DEFINED in MAP-MS-DataTypes : 1448

lmsi.....identifier of [1] LMSI
DEFINED in MAP-MS-DataTypes : 1490

lmsi.....identifier of LMSI

TAG R4.60 Cross Reference Listing for MAP-Protocol 2000-03-28 08:06:44
 PAGE 50

```

    DEFINED in MAP-CommonDataTypes      :      293

LMSI.....type reference OCTET STRING
    DEFINED in MAP-CommonDataTypes      :      323
    USED in MAP-MS-DataTypes             :      160    201    1448    1490
    USED in MAP-CommonDataTypes         :        35    293
    USED in MAP-CH-DataTypes             :        69    202    316
    USED in MAP-SM-DataTypes             :        35    87    134
    USED in MAP-LCS-DataTypes           :        30    66    77

lmsi.....identifier of [4] LMSI
    DEFINED in MAP-CH-DataTypes         :      202

lmsi.....identifier of [1] LMSI
    DEFINED in MAP-CH-DataTypes         :      316

lmsi.....identifier of LMSI
    DEFINED in MAP-SM-DataTypes         :        87

lmsi.....identifier of [1] LMSI
    DEFINED in MAP-SM-DataTypes         :      134

lmsi.....identifier of [0] LMSI
    DEFINED in MAP-LCS-DataTypes       :        66

lmsi.....identifier of [4] LMSI
    DEFINED in MAP-LCS-DataTypes       :        77

lmu-Indicator.....identifier of [21] NULL
    DEFINED in MAP-MS-DataTypes        :      549

locationEstimate.....identifier of Ext-GeographicalInformation
    DEFINED in MAP-LCS-DataTypes       :      165

locationEstimate.....identifier of [5] Ext-GeographicalInformation
    DEFINED in MAP-LCS-DataTypes       :      226

locationEstimateType.....identifier of [0] LocationEstimateType
    DEFINED in MAP-LCS-DataTypes       :        87

LocationEstimateType.....type reference ENUMERATED
    DEFINED in MAP-LCS-DataTypes       :        90
    USED in MAP-LCS-DataTypes          :        87

locationInformation.....identifier of [0] LocationInformation
    DEFINED in MAP-MS-DataTypes        :     1501

locationInformation.....identifier of [0] NULL
    DEFINED in MAP-MS-DataTypes        :     1507

LocationInformation.....type reference SEQUENCE
    DEFINED in MAP-MS-DataTypes        :     1515
    USED in MAP-MS-DataTypes          :        89    1501    1739

locationInformation.....identifier of [3] LocationInformation
    DEFINED in MAP-MS-DataTypes        :     1739

locationInfoWithLMSI.....identifier of [0] LocationInfoWithLMSI
    DEFINED in MAP-SM-DataTypes        :        81

LocationInfoWithLMSI.....type reference SEQUENCE
    DEFINED in MAP-SM-DataTypes        :        85
    USED in MAP-SM-DataTypes          :        81

locationNumber.....identifier of [2] LocationNumber
    DEFINED in MAP-MS-DataTypes        :     1519

LocationNumber.....type reference OCTET STRING
    DEFINED in MAP-MS-DataTypes        :     1552
    USED in MAP-MS-DataTypes          :     1519

locationProcedureNotCompleted.....identifier of Named Number, 4
    DEFINED in MAP-ER-DataTypes        :      364

locationProcedureNotSupportedByTargetMS.identifier of Named Number, 5
  
```

DEFINED in MAP-ER-DataTypes : 365

locationType.....identifier of LocationType
DEFINED in MAP-LCS-DataTypes : 71

LocationType.....type reference SEQUENCE
DEFINED in MAP-LCS-DataTypes : 86

```

        USED in MAP-LCS-DataTypes      :      17      71

longForwardedToNumber.....identifier of [10] FTN-AddressString
    DEFINED in MAP-MS-DataTypes      :      851

longForwardedToNumber.....identifier of [8] FTN-AddressString
    DEFINED in MAP-CH-DataTypes      :      196

longForwardedToNumber.....identifier of [9] FTN-AddressString
    DEFINED in MAP-SS-DataTypes      :      106

longFTN-Supported.....identifier of [4] NULL
    DEFINED in MAP-MS-DataTypes      :      213

longFTN-Supported.....identifier of [4] NULL
    DEFINED in MAP-MS-DataTypes      :     1589

longFTN-Supported.....identifier of [6] NULL
    DEFINED in MAP-MS-DataTypes      :     1668

longFTN-Supported.....identifier of [21] NULL
    DEFINED in MAP-CH-DataTypes      :      117

longFTN-Supported.....identifier of [4] NULL
    DEFINED in MAP-SS-DataTypes      :      187

longTermDenial.....value reference LongTermDenial, CHOICE VALUE
    DEFINED in MAP-Protocol          :      409

LongTermDenial.....type reference ERROR
    DEFINED in MAP-Errors            :      385
    USED in MAP-Protocol             :     160     409
    USED in MAP-SupplementaryServi   :      54     265
    USED in MAP-Errors               :      73

longTermDenialParam.....identifier of LongTermDenialParam
    DEFINED in MAP-Errors            :      387

LongTermDenialParam.....type reference SEQUENCE
    DEFINED in MAP-ER-DataTypes      :      332
    USED in MAP-Errors               :     139     387
    USED in MAP-ER-DataTypes         :       48

lowdelay.....identifier of Named Number, 0
    DEFINED in MAP-LCS-DataTypes     :      158

lowerLayerCompatibility.....identifier of [5] ExternalSignalInfo
    DEFINED in MAP-CH-DataTypes      :      286

lsaActiveModeIndicator.....identifier of [2] NULL
    DEFINED in MAP-MS-DataTypes      :      729

lsaAttributes.....identifier of [1] LSAAttributes
    DEFINED in MAP-MS-DataTypes      :      728

LSAAttributes.....type reference OCTET STRING
    DEFINED in MAP-MS-DataTypes      :      746
    USED in MAP-MS-DataTypes         :      728

LSAData.....type reference SEQUENCE
    DEFINED in MAP-MS-DataTypes      :      726
    USED in MAP-MS-DataTypes         :      722

LSADataList.....type reference SEQUENCE OF
    DEFINED in MAP-MS-DataTypes      :      721
    USED in MAP-MS-DataTypes         :      739

lsaDataList.....identifier of [2] LSADataList
    DEFINED in MAP-MS-DataTypes      :      739

lsaIdentity.....identifier of [0] LSAIdentity
    DEFINED in MAP-MS-DataTypes      :      727

LSAIdentity.....type reference OCTET STRING
    DEFINED in MAP-MS-DataTypes      :      743
    
```

```
USED in MAP-MS-DataTypes      :    727  1086  1523  1740
lsaIdentity.....identifier of [4] LSAIdentity
DEFINED in MAP-MS-DataTypes    :    1740
lsaIdentityList.....identifier of LSAIdentityList
DEFINED in MAP-MS-DataTypes    :    1083
```

```

LSAIdentityList.....type reference SEQUENCE OF
  DEFINED in MAP-MS-DataTypes : 1085
  USED in MAP-MS-DataTypes : 1083

lsaInformation.....identifier of [25] LSAInformation
  DEFINED in MAP-MS-DataTypes : 548

LSAInformation.....type reference SEQUENCE
  DEFINED in MAP-MS-DataTypes : 733
  USED in MAP-MS-DataTypes : 548

lsaInformationWithdraw.....identifier of [12] LSAInformationWithdraw
  DEFINED in MAP-MS-DataTypes : 1070

LSAInformationWithdraw.....type reference CHOICE
  DEFINED in MAP-MS-DataTypes : 1081
  USED in MAP-MS-DataTypes : 1070

LSAOnlyAccessIndicator.....type reference ENUMERATED
  DEFINED in MAP-MS-DataTypes : 717
  USED in MAP-MS-DataTypes : 738

lsaOnlyAccessIndicator.....identifier of [1] LSAOnlyAccessIndicator
  DEFINED in MAP-MS-DataTypes : 738

mah.....value reference SS-Code, '00110010'B
  DEFINED in MAP-SS-Code : 68

MAP-BS-Code.....module reference
  DEFINED in MAP-BS-Code : 1
  USED in MAP-MS-DataTypes : 142
  USED in MAP-CommonDataTypes : 71

MAP-CallHandlingOperations.....module reference
  DEFINED in MAP-CallHandlingOperat : 1
  USED in MAP-Protocol : 64

MAP-CH-DataTypes.....module reference
  DEFINED in MAP-CH-DataTypes : 1
  USED in MAP-CallHandlingOperat : 74

MAP-CommonDataTypes.....module reference
  DEFINED in MAP-CommonDataTypes : 1
  USED in MAP-MobileServiceOpera : 167
  USED in MAP-OperationAndMainte : 44
  USED in MAP-MS-DataTypes : 176
  USED in MAP-OM-DataTypes : 23
  USED in MAP-CH-DataTypes : 75
  USED in MAP-SS-DataTypes : 56
  USED in MAP-SM-DataTypes : 36
  USED in MAP-GR-DataTypes : 27
  USED in MAP-LCS-DataTypes : 35
  USED in MAP-ER-DataTypes : 75

MAP-Errors.....module reference
  DEFINED in MAP-Errors : 1
  USED in MAP-Protocol : 171
  USED in MAP-MobileServiceOpera : 108
  USED in MAP-OperationAndMainte : 30
  USED in MAP-CallHandlingOperat : 51
  USED in MAP-SupplementaryServi : 56
  USED in MAP-ShortMessageServic : 41
  USED in MAP-Group-Call-Operati : 27
  USED in MAP-LocationServiceOpe : 37

MAP-ER-DataTypes.....module reference
  DEFINED in MAP-ER-DataTypes : 1
  USED in MAP-Errors : 154
  USED in MAP-MS-DataTypes : 186
  USED in MAP-SM-DataTypes : 41

MAP-EXTENSION.....information object class reference CLASS
  DEFINED in MAP-ExtensionDataTypes : 22
  USED in MAP-ExtensionDataTypes : 41 43 48
    
```

MAP-ExtensionDataTypes.....module reference

DEFINED in MAP-ExtensionDataTypes	:	1
USED in MAP-MS-DataTypes	:	181
USED in MAP-CommonDataTypes	:	81
USED in MAP-OM-DataTypes	:	28
USED in MAP-CH-DataTypes	:	80

TAG R4.60 Cross Reference Listing for MAP-Protocol 2000-03-28 08:06:44
PAGE 53

USED in MAP-SS-DataTypes	:	61
USED in MAP-SM-DataTypes	:	46
USED in MAP-GR-DataTypes	:	43
USED in MAP-LCS-DataTypes	:	40
USED in MAP-ER-DataTypes	:	85
MAP-Group-Call-Operations.....module	reference	
DEFINED in MAP-Group-Call-Operati	:	1
USED in MAP-Protocol	:	103
MAP-GR-DataTypes.....module	reference	
DEFINED in MAP-GR-DataTypes	:	1
USED in MAP-Group-Call-Operati	:	37
MAP-LCS-DataTypes.....module	reference	
DEFINED in MAP-LCS-DataTypes	:	1
USED in MAP-LocationServiceOpe	:	47
MAP-LocationServiceOperations.....module	reference	
DEFINED in MAP-LocationServiceOpe	:	1
USED in MAP-Protocol	:	111
MAP-MobileServiceOperations.....module	reference	
DEFINED in MAP-MobileServiceOpera	:	1
USED in MAP-Protocol	:	41
MAP-MS-DataTypes.....module	reference	
DEFINED in MAP-MS-DataTypes	:	1
USED in MAP-MobileServiceOpera	:	162
USED in MAP-CH-DataTypes	:	52
USED in MAP-GR-DataTypes	:	37
MAP-OM-DataTypes.....module	reference	
DEFINED in MAP-OM-DataTypes	:	1
USED in MAP-OperationAndMainte	:	38
MAP-OperationAndMaintenanceOperations...module	reference	
DEFINED in MAP-OperationAndMainte	:	1
USED in MAP-Protocol	:	49
MAP-Protocol.....module	reference	
DEFINED in MAP-Protocol	:	1
MAP-ShortMessageServiceOperations.....module	reference	
DEFINED in MAP-ShortMessageServic	:	1
USED in MAP-Protocol	:	94
MAP-SM-DataTypes.....module	reference	
DEFINED in MAP-SM-DataTypes	:	1
USED in MAP-ShortMessageServic	:	57
MAP-SS-Code.....module	reference	
DEFINED in MAP-SS-Code	:	1
USED in MAP-SupplementaryServi	:	79
USED in MAP-MS-DataTypes	:	137
USED in MAP-CommonDataTypes	:	76
USED in MAP-SS-DataTypes	:	66
USED in MAP-ER-DataTypes	:	80
MAP-SS-DataTypes.....module	reference	
DEFINED in MAP-SS-DataTypes	:	1
USED in MAP-SupplementaryServi	:	74
USED in MAP-Errors	:	102
USED in MAP-MS-DataTypes	:	132
USED in MAP-CH-DataTypes	:	59
USED in MAP-LCS-DataTypes	:	46
USED in MAP-ER-DataTypes	:	68
MAP-SupplementaryServiceOperations.....module	reference	
DEFINED in MAP-SupplementaryServi	:	1
USED in MAP-Protocol	:	82
MAP-TS-Code.....module	reference	
DEFINED in MAP-TS-Code	:	1
USED in MAP-MS-DataTypes	:	147

```
USED in MAP-CommonDataTypes : 65
USED in MAP-GR-DataTypes : 32

matchType.....identifier of [0] MatchType
  DEFINED in MAP-MS-DataTypes : 1219

MatchType.....type reference ENUMERATED
```


TAG R4.60 Cross Reference Listing for MAP-Protocol 2000-03-28 08:06:44
 PAGE 54

DEFINED in MAP-MS-DataTypes	:	1249	
USED in MAP-MS-DataTypes	:	1219	
maxAddressLength.....value	reference	INTEGER, 20	
DEFINED in MAP-CommonDataTypes	:	140	
USED in MAP-CommonDataTypes	:	99	
maxEventSpecification.....value	reference	INTEGER, 2	
DEFINED in MAP-SS-DataTypes	:	302	
USED in MAP-SS-DataTypes	:	299	
maxExt-GeographicalInformation.....value	reference	INTEGER, 20	
DEFINED in MAP-LCS-DataTypes	:	213	
USED in MAP-LCS-DataTypes	:	170	
maxFTN-AddressLength.....value	reference	INTEGER, 15	
DEFINED in MAP-CommonDataTypes	:	152	
USED in MAP-CommonDataTypes	:	149	
maximumentitledPriority.....identifier of EMLPP-Priority			
DEFINED in MAP-CommonDataTypes	:	425	
maximumEntitledPriority.....identifier of [0] EMLPP-Priority			
DEFINED in MAP-SS-DataTypes	:	193	
maxISDN-AddressLength.....value	reference	INTEGER, 9	
DEFINED in MAP-CommonDataTypes	:	146	
USED in MAP-CommonDataTypes	:	18 143	
maxISDN-SubaddressLength.....value	reference	INTEGER, 21	
DEFINED in MAP-CommonDataTypes	:	192	
USED in MAP-CommonDataTypes	:	155	
MaxMC-Bearers.....type	reference	INTEGER	
DEFINED in MAP-CommonDataTypes	:	453	
USED in MAP-CommonDataTypes	:	52 448	
USED in MAP-SS-DataTypes	:	52 196	
maxNameStringLength.....value	reference	INTEGER, 63	
DEFINED in MAP-LCS-DataTypes	:	130	
USED in MAP-LCS-DataTypes	:	128	
maxNrOfRABs.....value	reference	INTEGER, 256	
DEFINED in MAP-MS-DataTypes	:	474	
USED in MAP-MS-DataTypes	:	472	
maxNumOfBasicServiceGroups.....value	reference	INTEGER, 13	
DEFINED in MAP-SS-DataTypes	:	266	
USED in MAP-SS-DataTypes	:	95 152 263	
maxNumOfBasicServices.....value	reference	INTEGER, 70	
DEFINED in MAP-MS-DataTypes	:	1091	
USED in MAP-MS-DataTypes	:	1088	
maxNumOfBearerServices.....value	reference	INTEGER, 50	
DEFINED in MAP-MS-DataTypes	:	779	
USED in MAP-MS-DataTypes	:	776	
maxNumOfCamelBasicServiceCriteria.....value	reference	INTEGER, 5	
DEFINED in MAP-MS-DataTypes	:	1243	
USED in MAP-MS-DataTypes	:	1234	
maxNumOfCamelDestinationNumberLengths...value	reference	INTEGER, 3	
DEFINED in MAP-MS-DataTypes	:	1241	
USED in MAP-MS-DataTypes	:	1231	
maxNumOfCamelDestinationNumbers.....value	reference	INTEGER, 10	
DEFINED in MAP-MS-DataTypes	:	1239	
USED in MAP-MS-DataTypes	:	1226	
maxNumOfCamelSSEvents.....value	reference	INTEGER, 10	
DEFINED in MAP-MS-DataTypes	:	1153	
USED in MAP-MS-DataTypes	:	1145	
maxNumOfCamelTDPData.....value	reference	INTEGER, 10	

```
DEFINED in MAP-MS-DataTypes      : 1172
USED in MAP-MS-DataTypes          : 70 632 1165 1197 1200 1299 1368

maxNumOfCAMEL-O-CauseValueCriteria.....value reference INTEGER, 5
DEFINED in MAP-MS-DataTypes      : 1259
USED in MAP-MS-DataTypes          : 1253
```

TAG R4.60 Cross Reference Listing for MAP-Protocol 2000-03-28 08:06:44
 PAGE 55

maxNumOfCAMEL-T-CauseValueCriteria.....value reference INTEGER, 5
 DEFINED in MAP-MS-DataTypes : 1261
 USED in MAP-MS-DataTypes : 1256

maxNumOfCCBS-Requests.....value reference INTEGER, 5
 DEFINED in MAP-SS-DataTypes : 203
 USED in MAP-SS-DataTypes : 200 212

maxNumOfCUG.....value reference INTEGER, 10
 DEFINED in MAP-MS-DataTypes : 930
 USED in MAP-MS-DataTypes : 909

maxNumOfDP-AnalysedInfoCriteria.....value reference INTEGER, 10
 DEFINED in MAP-MS-DataTypes : 1120
 USED in MAP-MS-DataTypes : 1117

maxNumOfEncryptionInfo.....value reference INTEGER, 100
 DEFINED in MAP-MS-DataTypes : 492
 USED in MAP-MS-DataTypes : 488

maxNumOfExternalClient.....value reference INTEGER, 5
 DEFINED in MAP-MS-DataTypes : 989
 USED in MAP-MS-DataTypes : 986

maxNumOfExt-BasicServiceGroups.....value reference INTEGER, 32
 DEFINED in MAP-MS-DataTypes : 938
 USED in MAP-MS-DataTypes : 836 894 932 935

maxNumOfGMLC.....value reference INTEGER, 5
 DEFINED in MAP-MS-DataTypes : 575
 USED in MAP-MS-DataTypes : 571

maxNumOfHLR-Id.....value reference INTEGER, 50
 DEFINED in MAP-CommonDataTypes : 321
 USED in MAP-CommonDataTypes : 318

maxNumOfIntegrityInfo.....value reference INTEGER, 100
 DEFINED in MAP-MS-DataTypes : 486
 USED in MAP-MS-DataTypes : 482

maxNumOfISDN-AddressDigits.....value reference INTEGER, 15
 DEFINED in MAP-MS-DataTypes : 1237
 USED in MAP-MS-DataTypes : 1232

maxNumOfLSAs.....value reference INTEGER, 20
 DEFINED in MAP-MS-DataTypes : 724
 USED in MAP-MS-DataTypes : 721 1085

maxNumOfMC-Bearers.....value reference INTEGER, 7
 DEFINED in MAP-CommonDataTypes : 457
 USED in MAP-CommonDataTypes : 453 455

maxNumOfMobilityTriggers.....value reference INTEGER, 10
 DEFINED in MAP-MS-DataTypes : 1343
 USED in MAP-MS-DataTypes : 1340

maxNumOfMOLR-Class.....value reference INTEGER, 3
 DEFINED in MAP-MS-DataTypes : 1023
 USED in MAP-MS-DataTypes : 1020

maxNumOfPDP-Contexts.....value reference INTEGER, 50
 DEFINED in MAP-MS-DataTypes : 589
 USED in MAP-MS-DataTypes : 586 603 1078

maxNumOfPLMNClient.....value reference INTEGER, 5
 DEFINED in MAP-MS-DataTypes : 994
 USED in MAP-MS-DataTypes : 991

maxNumOfPrivacyClass.....value reference INTEGER, 4
 DEFINED in MAP-MS-DataTypes : 970
 USED in MAP-MS-DataTypes : 967

maxNumOfPrivateExtensions.....value reference INTEGER, 10
 DEFINED in MAP-ExtensionDataTypes : 46
 USED in MAP-ExtensionDataTypes : 37

```
maxNumOfRelocationNumber.....value reference INTEGER, 7
  DEFINED in MAP-MS-DataTypes      :    476
  USED in MAP-MS-DataTypes         :    461   464

maxNumOfSS.....value reference INTEGER, 30
  DEFINED in MAP-SS-DataTypes      :    258
```

TAG R4.60 Cross Reference Listing for MAP-Protocol 2000-03-28 08:06:44
PAGE 56

```

USED in MAP-MS-DataTypes      :    127    819
USED in MAP-SS-DataTypes      :     32    255    260

maxNumOfTeleservices.....value reference INTEGER, 20
  DEFINED in MAP-MS-DataTypes  :     784
  USED in MAP-MS-DataTypes     :     781

maxNumOfVBSGroupIds.....value reference INTEGER, 50
  DEFINED in MAP-MS-DataTypes  :    1467
  USED in MAP-MS-DataTypes     :    1461

maxNumOfVGCSGroupIds.....value reference INTEGER, 50
  DEFINED in MAP-MS-DataTypes  :    1469
  USED in MAP-MS-DataTypes     :    1464

maxNumOfZoneCodes.....value reference INTEGER, 10
  DEFINED in MAP-MS-DataTypes  :    1037
  USED in MAP-MS-DataTypes     :     59   1031

maxSignalInfoLength.....value reference INTEGER, 200
  DEFINED in MAP-CommonDataTypes :    205
  USED in MAP-CommonDataTypes   :     25   203

maxUSSD-StringLength.....value reference INTEGER, 160
  DEFINED in MAP-SS-DataTypes   :    241
  USED in MAP-SS-DataTypes     :    237

mc.....value reference SS-Code, '01000101'B
  DEFINED in MAP-SS-Code       :     84

mcef-Set.....identifier of Named Number, 2
  DEFINED in MAP-SM-DataTypes   :    188

mci.....value reference SS-Code, '00010101'B
  DEFINED in MAP-SS-Code       :     36

MC-Bearers.....type reference INTEGER
  DEFINED in MAP-CommonDataTypes :    455
  USED in MAP-CommonDataTypes   :     53   449
  USED in MAP-SS-DataTypes     :     53   80   167   197   198

mc-SS-Info.....identifier of [28] MC-SS-Info
  DEFINED in MAP-MS-DataTypes   :    553

MC-SS-Info.....type reference SEQUENCE
  DEFINED in MAP-CommonDataTypes :    445
  USED in MAP-MS-DataTypes     :    167   553
  USED in MAP-CommonDataTypes   :     51

memoryAvailable.....identifier of Named Number, 1
  DEFINED in MAP-SM-DataTypes   :    209

memoryCapacityExceeded.....identifier of Named Number, 0
  DEFINED in MAP-SM-DataTypes   :    164

memoryCapacityExceeded.....identifier of Named Number, 0
  DEFINED in MAP-ER-DataTypes   :    140

MessageType.....type reference CHOICE
  DEFINED in TCAPMessages      :     51
  USED in TCAPMessages        :     47

messageWaitingListFull.....value reference MessageWaitingListFull, CHOICE VALUE
  DEFINED in MAP-Protocol      :    416

MessageWaitingListFull.....type reference ERROR
  DEFINED in MAP-Errors        :    402
  USED in MAP-Protocol        :    155   416
  USED in MAP-ShortMessageServic :     39   121
  USED in MAP-Errors          :     78

messageWaitListFullParam.....identifier of MessageWaitListFullParam
  DEFINED in MAP-Errors        :    404

MessageWaitListFullParam.....type reference SEQUENCE

```

DEFINED in MAP-ER-DataTypes	:	313	
USED in MAP-Errors	:	133	404
USED in MAP-ER-DataTypes	:	41	
mistypedComponent.....identifier of Named Number, 1			
DEFINED in TCAPMessages	:	180	

TAG R4.60 Cross Reference Listing for MAP-Protocol 2000-03-28 08:06:44
PAGE 57

mistypedParameter.....identifier of Named Number, 2
DEFINED in TCAPMessages : 185

mistypedParameter.....identifier of Named Number, 2
DEFINED in TCAPMessages : 194

mistypedParameter.....identifier of Named Number, 4
DEFINED in TCAPMessages : 200

mlcNumber.....identifier of [0] ISDN-AddressString
DEFINED in MAP-LCS-DataTypes : 53

mlc-Number.....identifier of ISDN-AddressString
DEFINED in MAP-LCS-DataTypes : 72

MM-Code.....type reference OCTET STRING
DEFINED in MAP-MS-DataTypes : 1345
USED in MAP-MS-DataTypes : 1341 1736

mm-EventNotSupported.....value reference MM-EventNotSupported, CHOICE VALUE
DEFINED in MAP-Protocol : 428

MM-EventNotSupported.....type reference ERROR
DEFINED in MAP-Errors : 441
USED in MAP-Protocol : 169 428
USED in MAP-MobileServiceOpera : 94 477
USED in MAP-Errors : 91

mm-EventNotSupported-Param.....identifier of MM-EventNotSupported-Param
DEFINED in MAP-Errors : 443

MM-EventNotSupported-Param.....type reference SEQUENCE
DEFINED in MAP-ER-DataTypes : 375
USED in MAP-Errors : 144 443
USED in MAP-ER-DataTypes : 53

mnrf-Set.....identifier of Named Number, 1
DEFINED in MAP-SM-DataTypes : 187

mnrg-Set.....identifier of Named Number, 3
DEFINED in MAP-SM-DataTypes : 189

mobileNotReachableReason.....identifier of [2] AbsentSubscriberDiagnosticSM
DEFINED in MAP-MS-DataTypes : 1407

mobilityTriggers.....identifier of MobilityTriggers
DEFINED in MAP-MS-DataTypes : 1330

MobilityTriggers.....type reference SEQUENCE OF
DEFINED in MAP-MS-DataTypes : 1340
USED in MAP-MS-DataTypes : 1330

ModificationInstruction.....type reference ENUMERATED
DEFINED in MAP-MS-DataTypes : 1705
USED in MAP-MS-DataTypes : 1684 1694 1700 1701

modificationRequestFor-CB-Info.....identifier of [3] ModificationRequestFor-CB-Info
DEFINED in MAP-MS-DataTypes : 1665

ModificationRequestFor-CB-Info.....type reference SEQUENCE
DEFINED in MAP-MS-DataTypes : 1688
USED in MAP-MS-DataTypes : 1665

modificationRequestFor-CF-Info.....identifier of [2] ModificationRequestFor-CF-Info
DEFINED in MAP-MS-DataTypes : 1664

ModificationRequestFor-CF-Info.....type reference SEQUENCE
DEFINED in MAP-MS-DataTypes : 1677
USED in MAP-MS-DataTypes : 1664

modificationRequestFor-CSI.....identifier of [4] ModificationRequestFor-CSI
DEFINED in MAP-MS-DataTypes : 1666

ModificationRequestFor-CSI.....type reference SEQUENCE
DEFINED in MAP-MS-DataTypes : 1698

USED in MAP-MS-DataTypes : 1666

modifyCSI-State.....identifier of [2] ModificationInstruction
DEFINED in MAP-MS-DataTypes : 1701

modifyNotificationToCSE.....identifier of [6] ModificationInstruction
DEFINED in MAP-MS-DataTypes : 1684

TAG R4.60 Cross Reference Listing for MAP-Protocol 2000-03-28 08:06:44
PAGE 58

modifyNotificationToCSE.....identifier of [5] ModificationInstruction
DEFINED in MAP-MS-DataTypes : 1694

modifyNotificationToCSE.....identifier of [1] ModificationInstruction
DEFINED in MAP-MS-DataTypes : 1700

MOLR-Class.....type reference SEQUENCE
DEFINED in MAP-MS-DataTypes : 1025
USED in MAP-MS-DataTypes : 1021

molr-List.....identifier of [2] MOLR-List
DEFINED in MAP-MS-DataTypes : 568

MOLR-List.....type reference SEQUENCE OF
DEFINED in MAP-MS-DataTypes : 1020
USED in MAP-MS-DataTypes : 568

monitoringMode.....identifier of [0] MonitoringMode
DEFINED in MAP-CH-DataTypes : 357

MonitoringMode.....type reference ENUMERATED
DEFINED in MAP-CH-DataTypes : 362
USED in MAP-CH-DataTypes : 357

moreMessagesToSend.....identifier of NULL
DEFINED in MAP-SM-DataTypes : 123

mo-forwardSM.....value reference MO-ForwardSM, CHOICE VALUE
DEFINED in MAP-Protocol : 261

MO-ForwardSM.....type reference OPERATION
DEFINED in MAP-ShortMessageServic : 81
USED in MAP-Protocol : 88 261
USED in MAP-ShortMessageServic : 14

mo-forwardSM-Arg.....identifier of MO-ForwardSM-Arg
DEFINED in MAP-ShortMessageServic : 83

MO-ForwardSM-Arg.....type reference SEQUENCE
DEFINED in MAP-SM-DataTypes : 106
USED in MAP-ShortMessageServic : 47 83
USED in MAP-SM-DataTypes : 16

mo-forwardSM-Res.....identifier of MO-ForwardSM-Res
DEFINED in MAP-ShortMessageServic : 85

MO-ForwardSM-Res.....type reference SEQUENCE
DEFINED in MAP-SM-DataTypes : 114
USED in MAP-ShortMessageServic : 48 85
USED in MAP-SM-DataTypes : 17

mo-lr.....identifier of Named Number, 2
DEFINED in MAP-LCS-DataTypes : 236

msc-Number.....identifier of [1] ISDN-AddressString
DEFINED in MAP-MS-DataTypes : 199

msc-Number.....identifier of [6] ISDN-AddressString
DEFINED in MAP-MS-DataTypes : 1524

msc-Number.....identifier of [1] ISDN-AddressString
DEFINED in MAP-CH-DataTypes : 200

msc-Number.....identifier of [0] ISDN-AddressString
DEFINED in MAP-SM-DataTypes : 98

msc-Number.....identifier of ISDN-AddressString
DEFINED in MAP-LCS-DataTypes : 65

msisdn.....identifier of ISDN-AddressString
DEFINED in MAP-OperationAndMainte : 79

msisdn.....identifier of [1] ISDN-AddressString
DEFINED in MAP-MS-DataTypes : 751

msisdn.....identifier of ISDN-AddressString
DEFINED in MAP-MS-DataTypes : 1713

msisdn.....identifier of [2] ISDN-AddressString
DEFINED in MAP-MS-DataTypes : 1738

TAG R4.60 Cross Reference Listing for MAP-Protocol 2000-03-28 08:06:44
 PAGE 59

msisdn.....identifier of [1] ISDN-AddressString
 DEFINED in MAP-CommonDataTypes : 362

msisdn.....identifier of [0] ISDN-AddressString
 DEFINED in MAP-CH-DataTypes : 95

msisdn.....identifier of [12] ISDN-AddressString
 DEFINED in MAP-CH-DataTypes : 163

msisdn.....identifier of [2] ISDN-AddressString
 DEFINED in MAP-CH-DataTypes : 201

msisdn.....identifier of [9] ISDN-AddressString
 DEFINED in MAP-CH-DataTypes : 232

msisdn.....identifier of [0] ISDN-AddressString
 DEFINED in MAP-SS-DataTypes : 225

msisdn.....identifier of [1] ISDN-AddressString
 DEFINED in MAP-SS-DataTypes : 270

msisdn.....identifier of [0] ISDN-AddressString
 DEFINED in MAP-SM-DataTypes : 53

msisdn.....identifier of [2] ISDN-AddressString
 DEFINED in MAP-SM-DataTypes : 139

msisdn.....identifier of ISDN-AddressString
 DEFINED in MAP-SM-DataTypes : 144

msisdn.....identifier of ISDN-AddressString
 DEFINED in MAP-SM-DataTypes : 175

msisdn.....identifier of [3] ISDN-AddressString
 DEFINED in MAP-LCS-DataTypes : 76

msisdn.....identifier of [0] ISDN-AddressString
 DEFINED in MAP-LCS-DataTypes : 221

msNotReachable.....identifier of NULL
 DEFINED in MAP-MS-DataTypes : 1455

msPurged.....identifier of Named Number, 0
 DEFINED in MAP-MS-DataTypes : 1562

ms-Present.....identifier of Named Number, 0
 DEFINED in MAP-SM-DataTypes : 208

mt-forwardSM.....value reference MT-ForwardSM, CHOICE VALUE
 DEFINED in MAP-Protocol : 262

MT-ForwardSM.....type reference OPERATION
 DEFINED in MAP-ShortMessageServic : 93
 USED in MAP-Protocol : 89 262
 USED in MAP-ShortMessageServic : 15

mt-forwardSM-Arg.....identifier of MT-ForwardSM-Arg
 DEFINED in MAP-ShortMessageServic : 95

MT-ForwardSM-Arg.....type reference SEQUENCE
 DEFINED in MAP-SM-DataTypes : 119
 USED in MAP-ShortMessageServic : 49 95
 USED in MAP-SM-DataTypes : 18

mt-forwardSM-Res.....identifier of MT-ForwardSM-Res
 DEFINED in MAP-ShortMessageServic : 97

MT-ForwardSM-Res.....type reference SEQUENCE
 DEFINED in MAP-SM-DataTypes : 127
 USED in MAP-ShortMessageServic : 50 97
 USED in MAP-SM-DataTypes : 19

multicallBearerInfo.....identifier of [3] MulticallBearerInfo
 DEFINED in MAP-MS-DataTypes : 417

MulticallBearerInfo.....type reference INTEGER
DEFINED in MAP-MS-DataTypes : 464
USED in MAP-MS-DataTypes : 417

multipleBearerNotSupported.....identifier of NULL
DEFINED in MAP-MS-DataTypes : 418

TAG R4.60 Cross Reference Listing for MAP-Protocol 2000-03-28 08:06:44
 PAGE 60

multipleBearerRequested.....identifier of [3] NULL
 DEFINED in MAP-MS-DataTypes : 405

multipleECT-Barred.....identifier of Named Number, 14
 DEFINED in MAP-MS-DataTypes : 807

multiPTY.....value reference SS-Code, '01010001'B
 DEFINED in MAP-SS-Code : 90

mw-Status.....identifier of MW-Status
 DEFINED in MAP-SM-DataTypes : 181

MW-Status.....type reference BIT STRING
 DEFINED in MAP-SM-DataTypes : 185
 USED in MAP-SM-DataTypes : 181

m-CSI.....identifier of [5] M-CSI
 DEFINED in MAP-MS-DataTypes : 1105

M-CSI.....type reference SEQUENCE
 DEFINED in MAP-MS-DataTypes : 1329
 USED in MAP-MS-DataTypes : 1105 1657

m-CSI.....identifier of Named Number, 7
 DEFINED in MAP-MS-DataTypes : 1619

m-CSI.....identifier of [12] M-CSI
 DEFINED in MAP-MS-DataTypes : 1657

NAEA-CIC.....type reference OCTET STRING
 DEFINED in MAP-CommonDataTypes : 353
 USED in MAP-CommonDataTypes : 39 349

naea-PreferredCI.....identifier of [15] NAEA-PreferredCI
 DEFINED in MAP-MS-DataTypes : 542

NAEA-PreferredCI.....type reference SEQUENCE
 DEFINED in MAP-CommonDataTypes : 348
 USED in MAP-MS-DataTypes : 165 542
 USED in MAP-CommonDataTypes : 38
 USED in MAP-CH-DataTypes : 72 160

naea-PreferredCI.....identifier of [10] NAEA-PreferredCI
 DEFINED in MAP-CH-DataTypes : 160

naea-PreferredCIC.....identifier of [0] NAEA-CIC
 DEFINED in MAP-CommonDataTypes : 349

nameString.....identifier of [2] NameString
 DEFINED in MAP-LCS-DataTypes : 120

NameString.....type reference USSD-String
 DEFINED in MAP-LCS-DataTypes : 128
 USED in MAP-LCS-DataTypes : 120

na-ESRD.....identifier of [3] ISDN-AddressString
 DEFINED in MAP-LCS-DataTypes : 224

na-ESRK.....identifier of [4] ISDN-AddressString
 DEFINED in MAP-LCS-DataTypes : 225

nbrSB.....identifier of [2] MaxMC-Bearers
 DEFINED in MAP-CommonDataTypes : 448

nbrSB.....identifier of [3] MaxMC-Bearers
 DEFINED in MAP-SS-DataTypes : 196

nbrSN.....identifier of [5] MC-Bearers
 DEFINED in MAP-SS-DataTypes : 198

nbrUser.....identifier of [3] MC-Bearers
 DEFINED in MAP-CommonDataTypes : 449

nbrUser.....identifier of [8] MC-Bearers
 DEFINED in MAP-SS-DataTypes : 80

nbrUser.....identifier of [5] MC-Bearers
DEFINED in MAP-SS-DataTypes : 167

nbrUser.....identifier of [4] MC-Bearers
DEFINED in MAP-SS-DataTypes : 197

```

negativePW-Check.....value reference NegativePW-Check, CHOICE VALUE
    DEFINED in MAP-Protocol      :    405

NegativePW-Check.....type reference ERROR
    DEFINED in MAP-Errors        :    376
    USED in MAP-Protocol         :    151    405
    USED in MAP-SupplementaryServi :    46    138    157    229
    USED in MAP-Errors           :    70

netDetNotReachable.....identifier of NotReachableReason
    DEFINED in MAP-MS-DataTypes  :    1558

networkAccessMode.....identifier of [24] NetworkAccessMode
    DEFINED in MAP-MS-DataTypes  :    547

NetworkAccessMode.....type reference ENUMERATED
    DEFINED in MAP-MS-DataTypes  :    578
    USED in MAP-MS-DataTypes     :    547

networkNode-AreaRestricted.....identifier of Named Number, 0
    DEFINED in MAP-MS-DataTypes  :    1050

networkNode-Number.....identifier of [1] ISDN-AddressString
    DEFINED in MAP-SM-DataTypes  :    86

NetworkResource.....type reference ENUMERATED
    DEFINED in MAP-CommonDataTypes :    338
    USED in MAP-CommonDataTypes   :    37
    USED in MAP-ER-DataTypes      :    74    169    176

networkResource.....identifier of NetworkResource
    DEFINED in MAP-ER-DataTypes   :    169

networkResource.....identifier of NetworkResource
    DEFINED in MAP-ER-DataTypes   :    176

networkSignalInfo.....identifier of [10] ExternalSignalInfo
    DEFINED in MAP-CH-DataTypes   :    105

networkSignalInfo.....identifier of [6] ExternalSignalInfo
    DEFINED in MAP-CH-DataTypes   :    204

networkSignalInfo.....identifier of [4] ExternalSignalInfo
    DEFINED in MAP-SS-DataTypes   :    314

newPassword.....identifier of Password
    DEFINED in MAP-SupplementaryServi :    221

newPasswordsMismatch.....identifier of Named Number, 2
    DEFINED in MAP-ER-DataTypes   :    136

noAdditionalInformation.....identifier of Named Number, 0
    DEFINED in MAP-ER-DataTypes   :    345

noCUG-Restrictions.....identifier of Named Number, 0
    DEFINED in MAP-MS-DataTypes   :    926

noGroupCallNbParam.....identifier of NoGroupCallNbParam
    DEFINED in MAP-Errors         :    416

NoGroupCallNbParam.....type reference SEQUENCE
    DEFINED in MAP-ER-DataTypes   :    321
    USED in MAP-Errors           :    136    416
    USED in MAP-ER-DataTypes     :    45

noGroupCallNumberAvailable.....value reference NoGroupCallNumberAvailable, CHOICE
VALUE
    DEFINED in MAP-Protocol      :    392

NoGroupCallNumberAvailable.....type reference ERROR
    DEFINED in MAP-Errors        :    414
    USED in MAP-Protocol         :    158    392
    USED in MAP-Group-Call-Operati :    26    53
    USED in MAP-Errors           :    82
    
```

noHandoverNumberAvailable.....value reference NoHandoverNumberAvailable, CHOICE
VALUE
DEFINED in MAP-Protocol : 357

NoHandoverNumberAvailable.....type reference ERROR
DEFINED in MAP-Errors : 252
USED in MAP-Protocol : 130 357
USED in MAP-MobileServiceOpera : 91 317
USED in MAP-Errors : 36

TAG R4.60 Cross Reference Listing for MAP-Protocol 2000-03-28 08:06:44
 PAGE 62

noPageResponse.....identifier of Named Number, 2
 DEFINED in MAP-ER-DataTypes : 250

noReply.....identifier of Named Number, 2
 DEFINED in MAP-CH-DataTypes : 132

noReplyConditionTime.....identifier of [7] Ext-NoRepCondTime
 DEFINED in MAP-MS-DataTypes : 848

noReplyConditionTime.....identifier of [5] Ext-NoRepCondTime
 DEFINED in MAP-MS-DataTypes : 1683

noReplyConditionTime.....identifier of [5] NoReplyConditionTime
 DEFINED in MAP-SS-DataTypes : 77

NoReplyConditionTime.....type reference INTEGER
 DEFINED in MAP-SS-DataTypes : 82
 USED in MAP-SS-DataTypes : 30 77 104

noReplyConditionTime.....identifier of [7] NoReplyConditionTime
 DEFINED in MAP-SS-DataTypes : 104

noResponseFromBusyMS.....identifier of Named Number, 3
 DEFINED in MAP-CH-DataTypes : 403

noResponseFromFreeMS.....identifier of Named Number, 2
 DEFINED in MAP-CH-DataTypes : 402

noRoamingNbParam.....identifier of NoRoamingNbParam
 DEFINED in MAP-Errors : 269

NoRoamingNbParam.....type reference SEQUENCE
 DEFINED in MAP-ER-DataTypes : 238
 USED in MAP-Errors : 122 269
 USED in MAP-ER-DataTypes : 33

noRoamingNumberAvailable.....value reference NoRoamingNumberAvailable, CHOICE
 VALUE
 DEFINED in MAP-Protocol : 370

NoRoamingNumberAvailable.....type reference ERROR
 DEFINED in MAP-Errors : 267
 USED in MAP-Protocol : 134 370
 USED in MAP-CallHandlingOperat : 39 116
 USED in MAP-Errors : 44

noSM-RP-DA.....identifier of [5] NULL
 DEFINED in MAP-SM-DataTypes : 136

noSM-RP-OA.....identifier of [5] NULL
 DEFINED in MAP-SM-DataTypes : 141

noSubscriberReply.....value reference NoSubscriberReply, CHOICE VALUE
 DEFINED in MAP-Protocol : 373

NoSubscriberReply.....type reference ERROR
 DEFINED in MAP-Errors : 284
 USED in MAP-Protocol : 137 373
 USED in MAP-CallHandlingOperat : 42 98
 USED in MAP-Errors : 46

noSubscriberReplyParam.....identifier of NoSubscriberReplyParam
 DEFINED in MAP-Errors : 286

NoSubscriberReplyParam.....type reference SEQUENCE
 DEFINED in MAP-ER-DataTypes : 266
 USED in MAP-Errors : 126 286
 USED in MAP-ER-DataTypes : 36

noteMM-Event.....value reference NoteMM-Event, CHOICE VALUE
 DEFINED in MAP-Protocol : 322

NoteMM-Event.....type reference OPERATION
 DEFINED in MAP-MobileServiceOpera : 468

```
USED in MAP-Protocol : 37 322
USED in MAP-MobileServiceOpera : 70

noteMM-EventArg.....identifier of NoteMM-EventArg
DEFINED in MAP-MobileServiceOpera : 470

NoteMM-EventArg.....type reference SEQUENCE
DEFINED in MAP-MS-DataTypes : 1734
```

```

        USED in MAP-MobileServiceOpera : 158 470
        USED in MAP-MS-DataTypes : 119

noteMM-EventRes.....identifier of NoteMM-EventRes
    DEFINED in MAP-MobileServiceOpera : 472

NoteMM-EventRes.....type reference SEQUENCE
    DEFINED in MAP-MS-DataTypes : 1745
    USED in MAP-MobileServiceOpera : 159 472
    USED in MAP-MS-DataTypes : 120

noteMsPresentForGprs.....value reference NoteMsPresentForGprs, CHOICE VALUE
    DEFINED in MAP-Protocol : 312

NoteMsPresentForGprs.....type reference OPERATION
    DEFINED in MAP-MobileServiceOpera : 455
    USED in MAP-Protocol : 36 312
    USED in MAP-MobileServiceOpera : 67

noteMsPresentForGprsArg.....identifier of NoteMsPresentForGprsArg
    DEFINED in MAP-MobileServiceOpera : 457

NoteMsPresentForGprsArg.....type reference SEQUENCE
    DEFINED in MAP-MS-DataTypes : 1427
    USED in MAP-MobileServiceOpera : 156 457
    USED in MAP-MS-DataTypes : 115

noteMsPresentForGprsRes.....identifier of NoteMsPresentForGprsRes
    DEFINED in MAP-MobileServiceOpera : 459

NoteMsPresentForGprsRes.....type reference SEQUENCE
    DEFINED in MAP-MS-DataTypes : 1434
    USED in MAP-MobileServiceOpera : 157 459
    USED in MAP-MS-DataTypes : 116

noteSubscriberDataModified.....value reference NoteSubscriberDataModified, CHOICE
VALUE
    DEFINED in MAP-Protocol : 283

NoteSubscriberDataModified.....type reference OPERATION
    DEFINED in MAP-MobileServiceOpera : 295
    USED in MAP-Protocol : 38 283
    USED in MAP-MobileServiceOpera : 34

noteSubscriberDataModifiedArg.....identifier of NoteSubscriberDataModifiedArg
    DEFINED in MAP-MobileServiceOpera : 297

NoteSubscriberDataModifiedArg.....type reference SEQUENCE
    DEFINED in MAP-MS-DataTypes : 1711
    USED in MAP-MobileServiceOpera : 148 297
    USED in MAP-MS-DataTypes : 103

noteSubscriberDataModifiedRes.....identifier of NoteSubscriberDataModifiedRes
    DEFINED in MAP-MobileServiceOpera : 299

NoteSubscriberDataModifiedRes.....type reference SEQUENCE
    DEFINED in MAP-MS-DataTypes : 1718
    USED in MAP-MobileServiceOpera : 149 299
    USED in MAP-MS-DataTypes : 104

notForwarded.....identifier of Named Number, 1
    DEFINED in MAP-MS-DataTypes : 1247

notificationToCSE.....identifier of [3] NULL
    DEFINED in MAP-MS-DataTypes : 626

notificationToCSE.....identifier of [1] NULL
    DEFINED in MAP-MS-DataTypes : 1140

notificationToCSE.....identifier of [1] NULL
    DEFINED in MAP-MS-DataTypes : 1160

notificationToCSE.....identifier of [3] NULL
    DEFINED in MAP-MS-DataTypes : 1293
    
```

```
notificationToCSE.....identifier of [2] NULL
  DEFINED in MAP-MS-DataTypes      : 1334

notificationToCSE.....identifier of [1] NULL
  DEFINED in MAP-MS-DataTypes      : 1363

notificationToCSE.....identifier of NULL
  DEFINED in MAP-MS-DataTypes      : 1624
```

notificationToCSE.....identifier of NULL
DEFINED in MAP-MS-DataTypes : 1632

notificationToCSE.....identifier of NULL
DEFINED in MAP-MS-DataTypes : 1640

notificationToCSE.....identifier of [2] NULL
DEFINED in MAP-MS-DataTypes : 1757

notificationToCSE.....identifier of [4] NULL
DEFINED in MAP-MS-DataTypes : 1766

notificationToMSUser.....identifier of [0] NotificationToMSUser
DEFINED in MAP-MS-DataTypes : 975

notificationToMSUser.....identifier of [1] NotificationToMSUser
DEFINED in MAP-MS-DataTypes : 999

NotificationToMSUser.....type reference ENUMERATED
DEFINED in MAP-MS-DataTypes : 1011
USED in MAP-MS-DataTypes : 75 975 999

notifyAndVerify-LocationAllowedIfNoRespoidentifier of Named Number, 1
DEFINED in MAP-MS-DataTypes : 1013

notifyAndVerify-LocationNotAllowedIfNoReidentifier of Named Number, 2
DEFINED in MAP-MS-DataTypes : 1014

notifyLocationAllowed.....identifier of Named Number, 0
DEFINED in MAP-MS-DataTypes : 1012

notKnownToBePorted.....identifier of Named Number, 0
DEFINED in MAP-CH-DataTypes : 169

notProvidedFromVLR.....identifier of [2] NULL
DEFINED in MAP-MS-DataTypes : 1559

notReachable.....identifier of Named Number, 0
DEFINED in MAP-CH-DataTypes : 130

NotReachableReason.....type reference ENUMERATED
DEFINED in MAP-MS-DataTypes : 1561
USED in MAP-MS-DataTypes : 1558

notRegistered.....identifier of Named Number, 3
DEFINED in MAP-MS-DataTypes : 1565

not-derivable.....identifier of NULL
DEFINED in TCAPMessages : 168

npdbMismatch.....identifier of Named Number, 2
DEFINED in MAP-ER-DataTypes : 205

numberChanged.....value reference NumberChanged, CHOICE VALUE
DEFINED in MAP-Protocol : 338

NumberChanged.....type reference ERROR
DEFINED in MAP-Errors : 203
USED in MAP-Protocol : 121 338
USED in MAP-CallHandlingOperat : 36 93
USED in MAP-Errors : 23

numberChangedParam.....identifier of NumberChangedParam
DEFINED in MAP-Errors : 205

NumberChangedParam.....type reference SEQUENCE
DEFINED in MAP-ER-DataTypes : 210
USED in MAP-Errors : 114 205
USED in MAP-ER-DataTypes : 26

NumberOfForwarding.....type reference INTEGER
DEFINED in MAP-CH-DataTypes : 92
USED in MAP-CH-DataTypes : 20 97

numberOfForwarding.....identifier of [2] NumberOfForwarding
DEFINED in MAP-CH-DataTypes : 97

numberOfPW-AttemptsViolation.....value reference NumberOfPW-AttemptsViolation, CHOICE

VALUE

DEFINED in MAP-Protocol : 406

NumberOfPW-AttemptsViolation.....type reference ERROR

```

    DEFINED in MAP-Errors : 378
    USED in MAP-Protocol : 152 406
    USED in MAP-SupplementaryServi : 47 139 158 230
    USED in MAP-Errors : 71

numberOfRequestedVectors.....identifier of NumberOfRequestedVectors
    DEFINED in MAP-MS-DataTypes : 270

numberOfRequestedVectors.....identifier of NumberOfRequestedVectors
    DEFINED in MAP-MS-DataTypes : 498

NumberOfRequestedVectors.....type reference INTEGER
    DEFINED in MAP-MS-DataTypes : 514
    USED in MAP-MS-DataTypes : 270 498

numberPortabilityStatus.....identifier of [13] NumberPortabilityStatus
    DEFINED in MAP-CH-DataTypes : 164

NumberPortabilityStatus.....type reference ENUMERATED
    DEFINED in MAP-CH-DataTypes : 168
    USED in MAP-CH-DataTypes : 164

odb.....identifier of [2] NULL
    DEFINED in MAP-MS-DataTypes : 1604

odb-Data.....identifier of [8] ODB-Data
    DEFINED in MAP-MS-DataTypes : 761

ODB-Data.....type reference SEQUENCE
    DEFINED in MAP-MS-DataTypes : 786
    USED in MAP-MS-DataTypes : 56 761 1639

odb-Data.....identifier of ODB-Data
    DEFINED in MAP-MS-DataTypes : 1639

odb-GeneralData.....identifier of ODB-GeneralData
    DEFINED in MAP-MS-DataTypes : 787

ODB-GeneralData.....type reference BIT STRING
    DEFINED in MAP-MS-DataTypes : 792
    USED in MAP-MS-DataTypes : 787 1043

odb-GeneralData.....identifier of [4] ODB-GeneralData
    DEFINED in MAP-MS-DataTypes : 1043

odb-HPLMN-Data.....identifier of ODB-HPLMN-Data
    DEFINED in MAP-MS-DataTypes : 788

ODB-HPLMN-Data.....type reference BIT STRING
    DEFINED in MAP-MS-DataTypes : 811
    USED in MAP-MS-DataTypes : 788

odb-Info.....identifier of [3] ODB-Info
    DEFINED in MAP-MS-DataTypes : 1595

ODB-Info.....type reference SEQUENCE
    DEFINED in MAP-MS-DataTypes : 1638
    USED in MAP-MS-DataTypes : 1595

omc-Id.....identifier of [3] AddressString
    DEFINED in MAP-OM-DataTypes : 40

onlyMSC.....identifier of Named Number, 1
    DEFINED in MAP-MS-DataTypes : 580

onlySGSN.....identifier of Named Number, 2
    DEFINED in MAP-MS-DataTypes : 581

operationCode.....identifier of OPERATION
    DEFINED in TCAPMessages : 136
    USED in TCAPMessages : 137

operationCode.....identifier of OPERATION
    DEFINED in TCAPMessages : 147
    USED in TCAPMessages : 148
    
```

operatorBarring.....identifier of Named Number, 1
DEFINED in MAP-ER-DataTypes : 108

operatorDeterminedBarring.....identifier of Named Number, 1
DEFINED in MAP-MS-DataTypes : 774

operatorDeterminedBarring.....identifier of Named Number, 3
 DEFINED in MAP-ER-DataTypes : 97

operatorDeterminedBarringData.....identifier of Named Number, 2
 DEFINED in MAP-MS-DataTypes : 1725

OrigTransactionID.....type reference [APPLICATION 8] IMPLICIT
 TransactionID
 DEFINED in TCAPMessages : 97
 USED in TCAPMessages : 61 69

orNotSupportedInGMSC.....identifier of [16] NULL
 DEFINED in MAP-CH-DataTypes : 215

or-Capability.....identifier of [5] OR-Phase
 DEFINED in MAP-CH-DataTypes : 100

or-Interrogation.....identifier of [4] NULL
 DEFINED in MAP-CH-DataTypes : 99

or-Interrogation.....identifier of [10] NULL
 DEFINED in MAP-CH-DataTypes : 208

or-NotAllowed.....value reference OR-NotAllowed, CHOICE VALUE
 DEFINED in MAP-Protocol : 376

OR-NotAllowed.....type reference ERROR
 DEFINED in MAP-Errors : 309
 USED in MAP-Protocol : 133 376
 USED in MAP-CallHandlingOperat : 34 91 114 126
 USED in MAP-Errors : 43

or-NotAllowedParam.....identifier of OR-NotAllowedParam
 DEFINED in MAP-Errors : 311

OR-NotAllowedParam.....type reference SEQUENCE
 DEFINED in MAP-ER-DataTypes : 192
 USED in MAP-Errors : 123 311
 USED in MAP-ER-DataTypes : 24

OR-Phase.....type reference INTEGER
 DEFINED in MAP-CH-DataTypes : 125
 USED in MAP-CH-DataTypes : 100

otid.....identifier of OrigTransactionID
 DEFINED in TCAPMessages : 61

otid.....identifier of OrigTransactionID
 DEFINED in TCAPMessages : 69

overrideCategory.....identifier of [1] OverrideCategory
 DEFINED in MAP-SS-DataTypes : 172

OverrideCategory.....type reference ENUMERATED
 DEFINED in MAP-SS-DataTypes : 179
 USED in MAP-SS-DataTypes : 28 172

overrideDisabled.....identifier of Named Number, 1
 DEFINED in MAP-SS-DataTypes : 181

overrideEnabled.....identifier of Named Number, 0
 DEFINED in MAP-SS-DataTypes : 180

ownNumberPortedOut.....identifier of Named Number, 1
 DEFINED in MAP-CH-DataTypes : 170

o-andM-HPLMN.....identifier of Named Number, 1
 DEFINED in MAP-CommonDataTypes : 372

o-andM-VPLMN.....identifier of Named Number, 2
 DEFINED in MAP-CommonDataTypes : 373

O-BcsmCamelTDPCriteriaList.....type reference SEQUENCE OF
 DEFINED in MAP-MS-DataTypes : 1197
 USED in MAP-MS-DataTypes : 62 1103 1646

USED in MAP-CH-DataTypes : 45 276

O-BcsmCamelTDPData.....type reference SEQUENCE

DEFINED in MAP-MS-DataTypes : 1174

USED in MAP-MS-DataTypes : 1166

o-BcsmCamelTDPDataList.....identifier of O-BcsmCamelTDPDataList

DEFINED in MAP-MS-DataTypes : 1156

TAG R4.60 Cross Reference Listing for MAP-Protocol 2000-03-28 08:06:44
 PAGE 67

O-BcsmCamelTDPDataList.....type reference SEQUENCE OF
 DEFINED in MAP-MS-DataTypes : 1165
 USED in MAP-MS-DataTypes : 1156

O-BcsmCamelTDP-Criteria.....type reference SEQUENCE
 DEFINED in MAP-MS-DataTypes : 1203
 USED in MAP-MS-DataTypes : 1198

o-BcsmCamelTDP-CriteriaList.....identifier of [4] O-BcsmCamelTDPCriteriaList
 DEFINED in MAP-MS-DataTypes : 1103

o-BcsmCamelTDP-CriteriaList.....identifier of [1] O-BcsmCamelTDPCriteriaList
 DEFINED in MAP-MS-DataTypes : 1646

o-BcsmCamelTDP-CriteriaList.....identifier of [3] O-BcsmCamelTDPCriteriaList
 DEFINED in MAP-CH-DataTypes : 276

o-BcsmTriggerDetectionPoint.....identifier of O-BcsmTriggerDetectionPoint
 DEFINED in MAP-MS-DataTypes : 1175

O-BcsmTriggerDetectionPoint.....type reference ENUMERATED
 DEFINED in MAP-MS-DataTypes : 1185
 USED in MAP-MS-DataTypes : 1175 1204

o-BcsmTriggerDetectionPoint.....identifier of O-BcsmTriggerDetectionPoint
 DEFINED in MAP-MS-DataTypes : 1204

o-CauseValueCriteria.....identifier of [3] O-CauseValueCriteria
 DEFINED in MAP-MS-DataTypes : 1209

O-CauseValueCriteria.....type reference SEQUENCE OF
 DEFINED in MAP-MS-DataTypes : 1253
 USED in MAP-MS-DataTypes : 1209

o-CSI.....identifier of [0] O-CSI
 DEFINED in MAP-MS-DataTypes : 1099

O-CSI.....type reference SEQUENCE
 DEFINED in MAP-MS-DataTypes : 1155
 USED in MAP-MS-DataTypes : 60 1099 1645
 USED in MAP-CH-DataTypes : 43 229 273

o-CSI.....identifier of Named Number, 0
 DEFINED in MAP-MS-DataTypes : 1612

o-CSI.....identifier of [0] O-CSI
 DEFINED in MAP-MS-DataTypes : 1645

o-CSI.....identifier of [5] O-CSI
 DEFINED in MAP-CH-DataTypes : 229

o-CSI.....identifier of [1] O-CSI
 DEFINED in MAP-CH-DataTypes : 273

padAccessCA-1200bps.....value reference BearerServiceCode, '00100010'B
 DEFINED in MAP-BS-Code : 69

padAccessCA-1200-75bps.....value reference BearerServiceCode, '00100011'B
 DEFINED in MAP-BS-Code : 70

padAccessCA-2400bps.....value reference BearerServiceCode, '00100100'B
 DEFINED in MAP-BS-Code : 71

padAccessCA-300bps.....value reference BearerServiceCode, '00100001'B
 DEFINED in MAP-BS-Code : 68

padAccessCA-4800bps.....value reference BearerServiceCode, '00100101'B
 DEFINED in MAP-BS-Code : 72

padAccessCA-9600bps.....value reference BearerServiceCode, '00100110'B
 DEFINED in MAP-BS-Code : 73

parameter.....identifier of ANY DEFINED BY operationCode
 DEFINED in TCAPMessages : 137

parameter.....identifier of ANY DEFINED BY operationCode
DEFINED in TCAPMessages : 148

parameter.....identifier of ANY DEFINED BY errorCode
DEFINED in TCAPMessages : 159

TAG R4.60 Cross Reference Listing for MAP-Protocol 2000-03-28 08:06:44
 PAGE 68

password.....identifier of Password
 DEFINED in MAP-MS-DataTypes : 1630

password.....identifier of [3] Password
 DEFINED in MAP-MS-DataTypes : 1692

password.....identifier of [2] Password
 DEFINED in MAP-MS-DataTypes : 1764

Password.....type reference NumericString
 DEFINED in MAP-SS-DataTypes : 243
 USED in MAP-SupplementaryServi : 66 221 238
 USED in MAP-MS-DataTypes : 131 1630 1692 1764
 USED in MAP-SS-DataTypes : 24

pcs-Extensions.....identifier of [1] PCS-Extensions
 DEFINED in MAP-ExtensionDataTypes : 34

PCS-Extensions.....type reference SEQUENCE
 DEFINED in MAP-ExtensionDataTypes : 56
 USED in MAP-ExtensionDataTypes : 34

pdp-Address.....identifier of [17] PDP-Address
 DEFINED in MAP-MS-DataTypes : 594

PDP-Address.....type reference OCTET STRING
 DEFINED in MAP-MS-DataTypes : 672
 USED in MAP-MS-DataTypes : 594

PDP-Context.....type reference SEQUENCE
 DEFINED in MAP-MS-DataTypes : 591
 USED in MAP-MS-DataTypes : 587

pdp-ContextChangeOfPosition.....identifier of Named Number, 14
 DEFINED in MAP-MS-DataTypes : 659

pdp-ContextEstablishment.....identifier of Named Number, 11
 DEFINED in MAP-MS-DataTypes : 657

pdp-ContextEstablishmentAcknowledgement.....identifier of Named Number, 12
 DEFINED in MAP-MS-DataTypes : 658

pdp-ContextId.....identifier of ContextId
 DEFINED in MAP-MS-DataTypes : 592

pdp-Type.....identifier of [16] PDP-Type
 DEFINED in MAP-MS-DataTypes : 593

PDP-Type.....type reference OCTET STRING
 DEFINED in MAP-MS-DataTypes : 669
 USED in MAP-MS-DataTypes : 593

permanent.....identifier of Named Number, 0
 DEFINED in MAP-SS-DataTypes : 175

phase1.....identifier of Named Number, 0
 DEFINED in MAP-MS-DataTypes : 1283

phase2.....identifier of Named Number, 1
 DEFINED in MAP-MS-DataTypes : 1284

phase3.....identifier of Named Number, 2
 DEFINED in MAP-MS-DataTypes : 1285

plmn.....identifier of Named Number, 0
 DEFINED in MAP-CommonDataTypes : 339

plmnClientList.....identifier of [2] PLMNClientList
 DEFINED in MAP-MS-DataTypes : 980

PLMNClientList.....type reference SEQUENCE OF
 DEFINED in MAP-MS-DataTypes : 991
 USED in MAP-MS-DataTypes : 980

plmnoperator.....value reference SS-Code, '10110100'B

DEFINED in MAP-SS-Code : 168

plmnOperatorServices.....identifier of Named Number, 2
DEFINED in MAP-LCS-DataTypes : 110

plmnRoamingNotAllowed.....identifier of Named Number, 0
DEFINED in MAP-ER-DataTypes : 96

TAG R4.60 Cross Reference Listing for MAP-Protocol 2000-03-28 08:06:44
PAGE 69

plmn-SpecificBarringType1.....identifier of Named Number, 0
DEFINED in MAP-MS-DataTypes : 812

plmn-SpecificBarringType2.....identifier of Named Number, 1
DEFINED in MAP-MS-DataTypes : 813

plmn-SpecificBarringType3.....identifier of Named Number, 2
DEFINED in MAP-MS-DataTypes : 814

plmn-SpecificBarringType4.....identifier of Named Number, 3
DEFINED in MAP-MS-DataTypes : 815

plmn-specificBS-1.....value reference BearerServiceCode, '11010001'B
DEFINED in MAP-BS-Code : 111

plmn-specificBS-2.....value reference BearerServiceCode, '11010010'B
DEFINED in MAP-BS-Code : 112

plmn-specificBS-3.....value reference BearerServiceCode, '11010011'B
DEFINED in MAP-BS-Code : 113

plmn-specificBS-4.....value reference BearerServiceCode, '11010100'B
DEFINED in MAP-BS-Code : 114

plmn-specificBS-5.....value reference BearerServiceCode, '11010101'B
DEFINED in MAP-BS-Code : 115

plmn-specificBS-6.....value reference BearerServiceCode, '11010110'B
DEFINED in MAP-BS-Code : 116

plmn-specificBS-7.....value reference BearerServiceCode, '11010111'B
DEFINED in MAP-BS-Code : 117

plmn-specificBS-8.....value reference BearerServiceCode, '11011000'B
DEFINED in MAP-BS-Code : 118

plmn-specificBS-9.....value reference BearerServiceCode, '11011001'B
DEFINED in MAP-BS-Code : 119

plmn-specificBS-A.....value reference BearerServiceCode, '11011010'B
DEFINED in MAP-BS-Code : 120

plmn-specificBS-B.....value reference BearerServiceCode, '11011011'B
DEFINED in MAP-BS-Code : 121

plmn-specificBS-C.....value reference BearerServiceCode, '11011100'B
DEFINED in MAP-BS-Code : 122

plmn-specificBS-D.....value reference BearerServiceCode, '11011101'B
DEFINED in MAP-BS-Code : 123

plmn-specificBS-E.....value reference BearerServiceCode, '11011110'B
DEFINED in MAP-BS-Code : 124

plmn-specificBS-F.....value reference BearerServiceCode, '11011111'B
DEFINED in MAP-BS-Code : 125

plmn-specificSS-1.....value reference SS-Code, '11110001'B
DEFINED in MAP-SS-Code : 137

plmn-specificSS-2.....value reference SS-Code, '11110010'B
DEFINED in MAP-SS-Code : 138

plmn-specificSS-3.....value reference SS-Code, '11110011'B
DEFINED in MAP-SS-Code : 139

plmn-specificSS-4.....value reference SS-Code, '11110100'B
DEFINED in MAP-SS-Code : 140

plmn-specificSS-5.....value reference SS-Code, '11110101'B
DEFINED in MAP-SS-Code : 141

plmn-specificSS-6.....value reference SS-Code, '11110110'B
DEFINED in MAP-SS-Code : 142

```
plmn-specificSS-7.....value reference SS-Code, '11110111'B  
  DEFINED in MAP-SS-Code           :      143  
  
plmn-specificSS-8.....value reference SS-Code, '11111000'B  
  DEFINED in MAP-SS-Code           :      144
```


plmn-specificSS-9.....value	reference	SS-Code, '11111001'B
DEFINED in MAP-SS-Code	:	145
plmn-specificSS-A.....value	reference	SS-Code, '11111010'B
DEFINED in MAP-SS-Code	:	146
plmn-specificSS-B.....value	reference	SS-Code, '11111011'B
DEFINED in MAP-SS-Code	:	147
plmn-specificSS-C.....value	reference	SS-Code, '11111100'B
DEFINED in MAP-SS-Code	:	148
plmn-specificSS-D.....value	reference	SS-Code, '11111101'B
DEFINED in MAP-SS-Code	:	149
plmn-specificSS-E.....value	reference	SS-Code, '11111110'B
DEFINED in MAP-SS-Code	:	150
plmn-specificSS-F.....value	reference	SS-Code, '11111111'B
DEFINED in MAP-SS-Code	:	151
plmn-specificTS-1.....value	reference	TeleserviceCode, '11010001'B
DEFINED in MAP-TS-Code	:	72
plmn-specificTS-2.....value	reference	TeleserviceCode, '11010010'B
DEFINED in MAP-TS-Code	:	73
plmn-specificTS-3.....value	reference	TeleserviceCode, '11010011'B
DEFINED in MAP-TS-Code	:	74
plmn-specificTS-4.....value	reference	TeleserviceCode, '11010100'B
DEFINED in MAP-TS-Code	:	75
plmn-specificTS-5.....value	reference	TeleserviceCode, '11010101'B
DEFINED in MAP-TS-Code	:	76
plmn-specificTS-6.....value	reference	TeleserviceCode, '11010110'B
DEFINED in MAP-TS-Code	:	77
plmn-specificTS-7.....value	reference	TeleserviceCode, '11010111'B
DEFINED in MAP-TS-Code	:	78
plmn-specificTS-8.....value	reference	TeleserviceCode, '11011000'B
DEFINED in MAP-TS-Code	:	79
plmn-specificTS-9.....value	reference	TeleserviceCode, '11011001'B
DEFINED in MAP-TS-Code	:	80
plmn-specificTS-A.....value	reference	TeleserviceCode, '11011010'B
DEFINED in MAP-TS-Code	:	81
plmn-specificTS-B.....value	reference	TeleserviceCode, '11011011'B
DEFINED in MAP-TS-Code	:	82
plmn-specificTS-C.....value	reference	TeleserviceCode, '11011100'B
DEFINED in MAP-TS-Code	:	83
plmn-specificTS-D.....value	reference	TeleserviceCode, '11011101'B
DEFINED in MAP-TS-Code	:	84
plmn-specificTS-E.....value	reference	TeleserviceCode, '11011110'B
DEFINED in MAP-TS-Code	:	85
plmn-specificTS-F.....value	reference	TeleserviceCode, '11011111'B
DEFINED in MAP-TS-Code	:	86
positionMethodFailure.....value	reference	PositionMethodFailure, CHOICE VALUE
DEFINED in MAP-Protocol	:	423
PositionMethodFailure.....type	reference	ERROR
DEFINED in MAP-Errors	:	431
USED in MAP-Protocol	:	164 423
USED in MAP-LocationServiceOpe	:	31 82
USED in MAP-Errors	:	87

positionMethodFailure-Diagnostic.....identifier of [0] PositionMethodFailure-Diagnostic
DEFINED in MAP-ER-DataTypes : 355

PositionMethodFailure-Diagnostic.....type reference ENUMERATED
DEFINED in MAP-ER-DataTypes : 359
USED in MAP-ER-DataTypes : 355

```

positionMethodFailure-Param.....identifier of PositionMethodFailure-Param
    DEFINED in MAP-Errors : 433

PositionMethodFailure-Param.....type reference SEQUENCE
    DEFINED in MAP-ER-DataTypes : 354
    USED in MAP-Errors : 142 433
    USED in MAP-ER-DataTypes : 51

preferentialCUG-Indicator.....identifier of CUG-Index
    DEFINED in MAP-MS-DataTypes : 942

premiumRateEntertainmentOGCallsBarred..identifier of Named Number, 4
    DEFINED in MAP-MS-DataTypes : 800

premiumRateInformationOGCallsBarred....identifier of Named Number, 3
    DEFINED in MAP-MS-DataTypes : 799

prepareGroupCall.....value reference PrepareGroupCall, CHOICE VALUE
    DEFINED in MAP-Protocol : 292

PrepareGroupCall.....type reference OPERATION
    DEFINED in MAP-Group-Call-Operati : 46
    USED in MAP-Protocol : 99 292
    USED in MAP-Group-Call-Operati : 13

prepareGroupCallArg.....identifier of PrepareGroupCallArg
    DEFINED in MAP-Group-Call-Operati : 48

PrepareGroupCallArg.....type reference SEQUENCE
    DEFINED in MAP-GR-DataTypes : 49
    USED in MAP-Group-Call-Operati : 31 48
    USED in MAP-GR-DataTypes : 14

prepareGroupCallRes.....identifier of PrepareGroupCallRes
    DEFINED in MAP-Group-Call-Operati : 50

PrepareGroupCallRes.....type reference SEQUENCE
    DEFINED in MAP-GR-DataTypes : 61
    USED in MAP-Group-Call-Operati : 32 50
    USED in MAP-GR-DataTypes : 15

prepareHandover.....value reference PrepareHandover, CHOICE VALUE
    DEFINED in MAP-Protocol : 187

PrepareHandover.....type reference OPERATION
    DEFINED in MAP-MobileServiceOpera : 308
    USED in MAP-Protocol : 17 187
    USED in MAP-MobileServiceOpera : 38

prepareHO-Arg.....identifier of PrepareHO-Arg
    DEFINED in MAP-MobileServiceOpera : 310

PrepareHO-Arg.....type reference [3] SEQUENCE
    DEFINED in MAP-MS-DataTypes : 400
    USED in MAP-MobileServiceOpera : 122 310
    USED in MAP-MS-DataTypes : 31

prepareHO-Res.....identifier of PrepareHO-Res
    DEFINED in MAP-MobileServiceOpera : 312

PrepareHO-Res.....type reference [3] SEQUENCE
    DEFINED in MAP-MS-DataTypes : 413
    USED in MAP-MobileServiceOpera : 123 312
    USED in MAP-MS-DataTypes : 32

prepareSubsequentHandover.....value reference PrepareSubsequentHandover, CHOICE
VALUE
    DEFINED in MAP-Protocol : 191

PrepareSubsequentHandover.....type reference OPERATION
    DEFINED in MAP-MobileServiceOpera : 334
    USED in MAP-Protocol : 21 191
    USED in MAP-MobileServiceOpera : 42

prepareSubsequentHO-Arg.....identifier of PrepareSubsequentHO-Arg
    
```

```
DEFINED in MAP-MobileServiceOpera : 336
PrepareSubsequentHO-Arg.....type reference [3] SEQUENCE
  DEFINED in MAP-MS-DataTypes : 422
  USED in MAP-MobileServiceOpera : 129 336
  USED in MAP-MS-DataTypes : 33
prepareSubsequentHO-Res.....identifier of PrepareSubsequentHO-Res
```

TAG R4.60 Cross Reference Listing for MAP-Protocol 2000-03-28 08:06:44
PAGE 72

DEFINED in MAP-MobileServiceOpera : 338

PrepareSubsequentHO-Res.....type reference SEQUENCE
DEFINED in MAP-MS-DataTypes : 430
USED in MAP-MobileServiceOpera : 128 338
USED in MAP-MS-DataTypes : 34

pre-pagingSupported.....identifier of [19] NULL
DEFINED in MAP-CH-DataTypes : 115

pre-pagingSupported.....identifier of [17] NULL
DEFINED in MAP-CH-DataTypes : 216

priority.....identifier of [2] EMLPP-Priority
DEFINED in MAP-GR-DataTypes : 56

priorityLevel0.....value reference EMLPP-Priority, 0
DEFINED in MAP-CommonDataTypes : 438

priorityLevel1.....value reference EMLPP-Priority, 1
DEFINED in MAP-CommonDataTypes : 439

priorityLevel2.....value reference EMLPP-Priority, 2
DEFINED in MAP-CommonDataTypes : 440

priorityLevel3.....value reference EMLPP-Priority, 3
DEFINED in MAP-CommonDataTypes : 441

priorityLevel4.....value reference EMLPP-Priority, 4
DEFINED in MAP-CommonDataTypes : 442

priorityLevelA.....value reference EMLPP-Priority, 6
DEFINED in MAP-CommonDataTypes : 436

priorityLevelB.....value reference EMLPP-Priority, 5
DEFINED in MAP-CommonDataTypes : 437

privacyOverride.....identifier of [1] NULL
DEFINED in MAP-LCS-DataTypes : 74

privacyOverrideNotApplicable.....identifier of Named Number, 3
DEFINED in MAP-ER-DataTypes : 348

PrivateExtension.....type reference SEQUENCE
DEFINED in MAP-ExtensionDataTypes : 40
USED in MAP-ExtensionDataTypes : 15 38

privateExtensionList.....identifier of [0] PrivateExtensionList
DEFINED in MAP-ExtensionDataTypes : 33

PrivateExtensionList.....type reference SEQUENCE OF
DEFINED in MAP-ExtensionDataTypes : 37
USED in MAP-ExtensionDataTypes : 33

problem.....identifier of CHOICE
DEFINED in TCAPMessages : 169

processAccessSignalling.....value reference ProcessAccessSignalling, CHOICE VALUE
DEFINED in MAP-Protocol : 189

ProcessAccessSignalling.....type reference OPERATION
DEFINED in MAP-MobileServiceOpera : 326
USED in MAP-Protocol : 19 189
USED in MAP-MobileServiceOpera : 40

processAccessSignalling-Arg.....identifier of ProcessAccessSignalling-Arg
DEFINED in MAP-MobileServiceOpera : 328

ProcessAccessSignalling-Arg.....type reference SEQUENCE
DEFINED in MAP-MS-DataTypes : 435
USED in MAP-MobileServiceOpera : 125 328
USED in MAP-MS-DataTypes : 35

processGroupCallSignalling.....value reference ProcessGroupCallSignalling, CHOICE
VALUE

```
DEFINED in MAP-Protocol           :    294
ProcessGroupCallSignalling.....type reference OPERATION
  DEFINED in MAP-Group-Call-Operati :    63
  USED in MAP-Protocol              :   100   294
  USED in MAP-Group-Call-Operati    :    16

processGroupCallSignallingArg.....identifier of ProcessGroupCallSignallingArg
```

DEFINED in MAP-Group-Call-Operati : 65

ProcessGroupCallSignallingArg.....type reference SEQUENCE
 DEFINED in MAP-GR-DataTypes : 85
 USED in MAP-Group-Call-Operati : 36 65
 USED in MAP-GR-DataTypes : 19

processUnstructuredSS-Request.....value reference ProcessUnstructuredSS-Request, CHOICE
 VALUE
 DEFINED in MAP-Protocol : 248

ProcessUnstructuredSS-Request.....type reference OPERATION
 DEFINED in MAP-SupplementaryServi : 175
 USED in MAP-Protocol : 74 248
 USED in MAP-SupplementaryServi : 18

protocolId.....identifier of ProtocolId
 DEFINED in MAP-CommonDataTypes : 195

ProtocolId.....type reference ENUMERATED
 DEFINED in MAP-CommonDataTypes : 213
 USED in MAP-CommonDataTypes : 195

provideRoamingNumber.....value reference ProvideRoamingNumber, CHOICE VALUE
 DEFINED in MAP-Protocol : 230

ProvideRoamingNumber.....type reference OPERATION
 DEFINED in MAP-CallHandlingOperat : 103
 USED in MAP-Protocol : 55 230
 USED in MAP-CallHandlingOperat : 14

provideRoamingNumberArg.....identifier of ProvideRoamingNumberArg
 DEFINED in MAP-CallHandlingOperat : 106

ProvideRoamingNumberArg.....type reference SEQUENCE
 DEFINED in MAP-CH-DataTypes : 198
 USED in MAP-CallHandlingOperat : 56 106
 USED in MAP-CH-DataTypes : 16

provideRoamingNumberRes.....identifier of ProvideRoamingNumberRes
 DEFINED in MAP-CallHandlingOperat : 108

ProvideRoamingNumberRes.....type reference SEQUENCE
 DEFINED in MAP-CH-DataTypes : 218
 USED in MAP-CallHandlingOperat : 57 108
 USED in MAP-CH-DataTypes : 17

provideSIWFSNumber.....value reference ProvideSIWFSNumber, CHOICE VALUE
 DEFINED in MAP-Protocol : 232

ProvideSIWFSNumber.....type reference OPERATION
 DEFINED in MAP-CallHandlingOperat : 130
 USED in MAP-Protocol : 57 232
 USED in MAP-CallHandlingOperat : 16

provideSIWFSNumberArg.....identifier of ProvideSIWFSNumberArg
 DEFINED in MAP-CallHandlingOperat : 132

ProvideSIWFSNumberArg.....type reference SEQUENCE
 DEFINED in MAP-CH-DataTypes : 280
 USED in MAP-CallHandlingOperat : 60 132
 USED in MAP-CH-DataTypes : 23

provideSIWFSNumberRes.....identifier of ProvideSIWFSNumberRes
 DEFINED in MAP-CallHandlingOperat : 134

ProvideSIWFSNumberRes.....type reference SEQUENCE
 DEFINED in MAP-CH-DataTypes : 298
 USED in MAP-CallHandlingOperat : 61 134
 USED in MAP-CH-DataTypes : 24

provideSubscriberInfo.....value reference ProvideSubscriberInfo, CHOICE VALUE
 DEFINED in MAP-Protocol : 270

ProvideSubscriberInfo.....type reference OPERATION

```
DEFINED in MAP-MobileServiceOpera : 232
USED in MAP-Protocol : 30 270
USED in MAP-MobileServiceOpera : 24

provideSubscriberInfoArg.....identifier of ProvideSubscriberInfoArg
DEFINED in MAP-MobileServiceOpera : 234

ProvideSubscriberInfoArg.....type reference SEQUENCE
```


TAG R4.60 Cross Reference Listing for MAP-Protocol 2000-03-28 08:06:44
 PAGE 74

```

    DEFINED in MAP-MS-DataTypes      : 1488
    USED in MAP-MobileServiceOpera  : 142 234
    USED in MAP-MS-DataTypes        : 86

provideSubscriberInfoRes.....identifier of ProvideSubscriberInfoRes
    DEFINED in MAP-MobileServiceOpera : 236

ProvideSubscriberInfoRes.....type reference SEQUENCE
    DEFINED in MAP-MS-DataTypes      : 1495
    USED in MAP-MobileServiceOpera  : 143 236
    USED in MAP-MS-DataTypes        : 87

provideSubscriberLocation.....value reference ProvideSubscriberLocation, CHOICE
VALUE
    DEFINED in MAP-Protocol          : 316

ProvideSubscriberLocation.....type reference OPERATION
    DEFINED in MAP-LocationServiceOpe : 66
    USED in MAP-Protocol              : 108 316
    USED in MAP-LocationServiceOpe  : 13

provideSubscriberLocation-Arg.....identifier of ProvideSubscriberLocation-Arg
    DEFINED in MAP-LocationServiceOpe : 68

ProvideSubscriberLocation-Arg.....type reference SEQUENCE
    DEFINED in MAP-LCS-DataTypes     : 70
    USED in MAP-LocationServiceOpe  : 43 68
    USED in MAP-LCS-DataTypes       : 13

provideSubscriberLocation-Res.....identifier of ProvideSubscriberLocation-Res
    DEFINED in MAP-LocationServiceOpe : 70

ProvideSubscriberLocation-Res.....type reference SEQUENCE
    DEFINED in MAP-LCS-DataTypes     : 164
    USED in MAP-LocationServiceOpe  : 44 70
    USED in MAP-LCS-DataTypes       : 14

provisionedSS.....identifier of [7] Ext-SS-InfoList
    DEFINED in MAP-MS-DataTypes     : 760

purgedMS.....identifier of Named Number, 3
    DEFINED in MAP-ER-DataTypes     : 252

purgeMS.....value reference PurgeMS, CHOICE VALUE
    DEFINED in MAP-Protocol          : 181

PurgeMS.....type reference OPERATION
    DEFINED in MAP-MobileServiceOpera : 197
    USED in MAP-Protocol              : 14 181
    USED in MAP-MobileServiceOpera  : 17

purgeMS-Arg.....identifier of PurgeMS-Arg
    DEFINED in MAP-MobileServiceOpera : 199

PurgeMS-Arg.....type reference [3] SEQUENCE
    DEFINED in MAP-MS-DataTypes     : 255
    USED in MAP-MobileServiceOpera  : 116 199
    USED in MAP-MS-DataTypes       : 20

purgeMS-Res.....identifier of PurgeMS-Res
    DEFINED in MAP-MobileServiceOpera : 201

PurgeMS-Res.....type reference SEQUENCE
    DEFINED in MAP-MS-DataTypes     : 262
    USED in MAP-MobileServiceOpera  : 117 201
    USED in MAP-MS-DataTypes       : 21

pvlr.....identifier of Named Number, 3
    DEFINED in MAP-CommonDataTypes  : 342

pw-RegistrationFailure.....value reference PW-RegistrationFailure, CHOICE VALUE
    DEFINED in MAP-Protocol          : 404

PW-RegistrationFailure.....type reference ERROR
    DEFINED in MAP-Errors            : 372
    
```

USED in MAP-Protocol : 150 404
USED in MAP-SupplementaryServi : 45 228
USED in MAP-Errors : 69

pw-RegistrationFailureCause.....identifier of PW-RegistrationFailureCause
DEFINED in MAP-Errors : 374

PW-RegistrationFailureCause.....type reference ENUMERATED

TAG R4.60 Cross Reference Listing for MAP-Protocol 2000-03-28 08:06:44
 PAGE 75

DEFINED in MAP-ER-DataTypes : 133
 USED in MAP-Errors : 107 374
 USED in MAP-ER-DataTypes : 18

p-abortCause.....identifier of P-AbortCause
 DEFINED in TCAPMessages : 76

P-AbortCause.....type reference [APPLICATION 10] IMPLICIT INTEGER
 DEFINED in TCAPMessages : 102
 USED in TCAPMessages : 76

qoSNotAttainable.....identifier of Named Number, 6
 DEFINED in MAP-ER-DataTypes : 366

qoS-Subscribed.....identifier of [18] QoS-Subscribed
 DEFINED in MAP-MS-DataTypes : 595

QoS-Subscribed.....type reference OCTET STRING
 DEFINED in MAP-MS-DataTypes : 680
 USED in MAP-MS-DataTypes : 595

quintupletList.....identifier of [1] QuintupletList
 DEFINED in MAP-MS-DataTypes : 294

QuintupletList.....type reference SEQUENCE OF
 DEFINED in MAP-MS-DataTypes : 299
 USED in MAP-MS-DataTypes : 294

rab-Id.....identifier of RAB-Id
 DEFINED in MAP-MS-DataTypes : 468

RAB-Id.....type reference INTEGER
 DEFINED in MAP-MS-DataTypes : 472
 USED in MAP-MS-DataTypes : 468

radioResourceInformation.....identifier of [7] RadioResourceInformation
 DEFINED in MAP-MS-DataTypes : 409

RadioResourceInformation.....type reference OCTET STRING
 DEFINED in MAP-MS-DataTypes : 478
 USED in MAP-MS-DataTypes : 409

rand.....identifier of RAND
 DEFINED in MAP-MS-DataTypes : 303

rand.....identifier of RAND
 DEFINED in MAP-MS-DataTypes : 309

RAND.....type reference OCTET STRING
 DEFINED in MAP-MS-DataTypes : 331
 USED in MAP-MS-DataTypes : 303 309 517

rand.....identifier of RAND
 DEFINED in MAP-MS-DataTypes : 517

readyForSM.....value reference ReadyForSM, CHOICE VALUE
 DEFINED in MAP-Protocol : 266

ReadyForSM.....type reference OPERATION
 DEFINED in MAP-ShortMessageServic : 136
 USED in MAP-Protocol : 93 266
 USED in MAP-ShortMessageServic : 19

readyForSM-Arg.....identifier of ReadyForSM-Arg
 DEFINED in MAP-ShortMessageServic : 138

ReadyForSM-Arg.....type reference SEQUENCE
 DEFINED in MAP-SM-DataTypes : 193
 USED in MAP-ShortMessageServic : 55 138
 USED in MAP-SM-DataTypes : 24

readyForSM-Res.....identifier of ReadyForSM-Res
 DEFINED in MAP-ShortMessageServic : 140

ReadyForSM-Res.....type reference SEQUENCE

```
DEFINED in MAP-SM-DataTypes      :    202
USED in MAP-ShortMessageService  :     56   140
USED in MAP-SM-DataTypes         :     25

reason.....identifier of CHOICE
DEFINED in TCAPMessages          :     75
```

```

recall.....identifier of Named Number, 1
  DEFINED in MAP-SS-DataTypes      :    286

regionalSubscNotSupported.....identifier of Named Number, 3
  DEFINED in MAP-MS-DataTypes      :    1053

regionalSubscriptionData.....identifier of [10] ZoneCodeList
  DEFINED in MAP-MS-DataTypes      :    763

regionalSubscriptionIdentifier.....identifier of [5] ZoneCode
  DEFINED in MAP-MS-DataTypes      :    1062

regionalSubscriptionResponse.....identifier of [5] RegionalSubscriptionResponse
  DEFINED in MAP-MS-DataTypes      :    1044

RegionalSubscriptionResponse.....type reference ENUMERATED
  DEFINED in MAP-MS-DataTypes      :    1049
  USED in MAP-MS-DataTypes        :    1044 1094

regionalSubscriptionResponse.....identifier of [0] RegionalSubscriptionResponse
  DEFINED in MAP-MS-DataTypes      :    1094

registerCC-Entry.....value reference RegisterCC-Entry, CHOICE VALUE
  DEFINED in MAP-Protocol          :    254

RegisterCC-Entry.....type reference OPERATION
  DEFINED in MAP-SupplementaryServi :    251
  USED in MAP-Protocol              :    80 254
  USED in MAP-SupplementaryServi    :    24

registerCC-EntryArg.....identifier of RegisterCC-EntryArg
  DEFINED in MAP-SupplementaryServi :    253

RegisterCC-EntryArg.....type reference SEQUENCE
  DEFINED in MAP-SS-DataTypes      :    304
  USED in MAP-SupplementaryServi    :    70 253
  USED in MAP-SS-DataTypes          :    37

registerCC-EntryRes.....identifier of RegisterCC-EntryRes
  DEFINED in MAP-SupplementaryServi :    255

RegisterCC-EntryRes.....type reference SEQUENCE
  DEFINED in MAP-SS-DataTypes      :    323
  USED in MAP-SupplementaryServi    :    71 255
  USED in MAP-SS-DataTypes          :    38

registerPassword.....value reference RegisterPassword, CHOICE VALUE
  DEFINED in MAP-Protocol          :    252

RegisterPassword.....type reference OPERATION
  DEFINED in MAP-SupplementaryServi :    217
  USED in MAP-Protocol              :    77 252
  USED in MAP-SupplementaryServi    :    21

registerSS.....value reference RegisterSS, CHOICE VALUE
  DEFINED in MAP-Protocol          :    243

RegisterSS.....type reference OPERATION
  DEFINED in MAP-SupplementaryServi :    87
  USED in MAP-Protocol              :    69 243
  USED in MAP-SupplementaryServi    :    13

registerSS-Arg.....identifier of RegisterSS-Arg
  DEFINED in MAP-SupplementaryServi :    89

RegisterSS-Arg.....type reference SEQUENCE
  DEFINED in MAP-SS-DataTypes      :    72
  USED in MAP-SupplementaryServi    :    60 89
  USED in MAP-SS-DataTypes          :    14

reject.....identifier of [4] IMPLICIT Reject
  DEFINED in TCAPMessages          :    128

Reject.....type reference SEQUENCE
  DEFINED in TCAPMessages          :    165
    
```

```
USED in TCAPMessages           : 128
rejected.....identifier of Named Number, 1
  DEFINED in MAP-CH-DataTypes   : 401
releaseCall.....identifier of Named Number, 1
  DEFINED in MAP-MS-DataTypes   : 1270
```

TAG R4.60 Cross Reference Listing for MAP-Protocol 2000-03-28 08:06:44
 PAGE 77

releaseGroupCall.....identifier of [2] NULL
 DEFINED in MAP-GR-DataTypes : 88

releaseTransaction.....identifier of Named Number, 1
 DEFINED in MAP-MS-DataTypes : 648

releaseTransaction.....identifier of Named Number, 1
 DEFINED in MAP-MS-DataTypes : 1323

RelocationNumber.....type reference SEQUENCE
 DEFINED in MAP-MS-DataTypes : 466
 USED in MAP-MS-DataTypes : 462

relocationNumberList.....identifier of [1] RelocationNumberList
 DEFINED in MAP-MS-DataTypes : 415

RelocationNumberList.....type reference SEQUENCE OF
 DEFINED in MAP-MS-DataTypes : 461
 USED in MAP-MS-DataTypes : 415

remoteUserFree.....value reference RemoteUserFree, CHOICE VALUE
 DEFINED in MAP-Protocol : 236

RemoteUserFree.....type reference OPERATION
 DEFINED in MAP-CallHandlingOperat : 179
 USED in MAP-Protocol : 61 236
 USED in MAP-CallHandlingOperat : 20

remoteUserFreeArg.....identifier of RemoteUserFreeArg
 DEFINED in MAP-CallHandlingOperat : 181

RemoteUserFreeArg.....type reference SEQUENCE
 DEFINED in MAP-CH-DataTypes : 384
 USED in MAP-CallHandlingOperat : 68 181
 USED in MAP-CH-DataTypes : 31

remoteUserFreeRes.....identifier of RemoteUserFreeRes
 DEFINED in MAP-CallHandlingOperat : 183

RemoteUserFreeRes.....type reference SEQUENCE
 DEFINED in MAP-CH-DataTypes : 394
 USED in MAP-CallHandlingOperat : 69 183
 USED in MAP-CH-DataTypes : 32

replaceB-Number.....identifier of [4] NULL
 DEFINED in MAP-CH-DataTypes : 389

ReportingState.....type reference ENUMERATED
 DEFINED in MAP-CH-DataTypes : 321
 USED in MAP-CH-DataTypes : 317

reportSM-DeliveryStatus.....value reference ReportSM-DeliveryStatus, CHOICE VALUE
 DEFINED in MAP-Protocol : 263

ReportSM-DeliveryStatus.....type reference OPERATION
 DEFINED in MAP-ShortMessageServic : 111
 USED in MAP-Protocol : 90 263
 USED in MAP-ShortMessageServic : 16

reportSM-DeliveryStatusArg.....identifier of ReportSM-DeliveryStatusArg
 DEFINED in MAP-ShortMessageServic : 113

ReportSM-DeliveryStatusArg.....type reference SEQUENCE
 DEFINED in MAP-SM-DataTypes : 143
 USED in MAP-ShortMessageServic : 51 113
 USED in MAP-SM-DataTypes : 20

reportSM-DeliveryStatusRes.....identifier of ReportSM-DeliveryStatusRes
 DEFINED in MAP-ShortMessageServic : 115

ReportSM-DeliveryStatusRes.....type reference SEQUENCE
 DEFINED in MAP-SM-DataTypes : 168
 USED in MAP-ShortMessageServic : 52 115
 USED in MAP-SM-DataTypes : 21

request.....identifier of Named Number, 0
DEFINED in MAP-SS-DataTypes : 285

requestedBasicServiceViolatesCUG-Constraidentifier of Named Number, 5
DEFINED in MAP-ER-DataTypes : 124

TAG R4.60 Cross Reference Listing for MAP-Protocol 2000-03-28 08:06:44
PAGE 78

```

requestedCAMEL-SubscriptionInfo.....identifier of [3] RequestedCAMEL-SubscriptionInfo
  DEFINED in MAP-MS-DataTypes      : 1605

RequestedCAMEL-SubscriptionInfo.....type reference ENUMERATED
  DEFINED in MAP-MS-DataTypes      : 1611
  USED in MAP-MS-DataTypes         : 1605 1699

requestedCamel-SubscriptionInfo.....identifier of [0] RequestedCAMEL-SubscriptionInfo
  DEFINED in MAP-MS-DataTypes      : 1699

requestedInfo.....identifier of [2] RequestedInfo
  DEFINED in MAP-MS-DataTypes      : 1491

RequestedInfo.....type reference SEQUENCE
  DEFINED in MAP-MS-DataTypes      : 1506
  USED in MAP-MS-DataTypes         : 1491 1571

requestedInfo.....identifier of [1] RequestedInfo
  DEFINED in MAP-MS-DataTypes      : 1571

requestedSS-Info.....identifier of [1] SS-ForBS-Code
  DEFINED in MAP-MS-DataTypes      : 1603

requestedSubscriptionInfo.....identifier of [1] RequestedSubscriptionInfo
  DEFINED in MAP-MS-DataTypes      : 1586

RequestedSubscriptionInfo.....type reference SEQUENCE
  DEFINED in MAP-MS-DataTypes      : 1602
  USED in MAP-MS-DataTypes         : 1586

reset.....value reference Reset, CHOICE VALUE
  DEFINED in MAP-Protocol           : 214

Reset.....type reference OPERATION
  DEFINED in MAP-MobileServiceOpera : 408
  USED in MAP-Protocol              : 27 214
  USED in MAP-MobileServiceOpera    : 56

resetArg.....identifier of ResetArg
  DEFINED in MAP-MobileServiceOpera : 410

ResetArg.....type reference SEQUENCE
  DEFINED in MAP-MS-DataTypes       : 1441
  USED in MAP-MobileServiceOpera    : 139 410
  USED in MAP-MS-DataTypes          : 81

resourceLimitation.....value reference ResourceLimitation, CHOICE VALUE
  DEFINED in MAP-Protocol           : 332

ResourceLimitation.....type reference ERROR
  DEFINED in MAP-Errors              : 190
  USED in MAP-Protocol               : 157 332
  USED in MAP-CallHandlingOperat    : 47 136 148 164 200 213
  USED in MAP-LocationServiceOpe    : 32 92
  USED in MAP-Errors                 : 19

resourceLimitation.....identifier of Named Number, 4
  DEFINED in TCAPMessages           : 107

resourceLimitation.....identifier of Named Number, 3
  DEFINED in TCAPMessages           : 186

resourceLimitationParam.....identifier of ResourceLimitationParam
  DEFINED in MAP-Errors              : 192

ResourceLimitationParam.....type reference SEQUENCE
  DEFINED in MAP-ER-DataTypes        : 317
  USED in MAP-Errors                 : 135 192
  USED in MAP-ER-DataTypes          : 44

responseTime.....identifier of [3] ResponseTime
  DEFINED in MAP-LCS-DataTypes       : 140

ResponseTime.....type reference SEQUENCE
  DEFINED in MAP-LCS-DataTypes       : 152

```

USED in MAP-LCS-DataTypes : 21 140

responseTimeCategory.....identifier of ResponseTimeCategory
DEFINED in MAP-LCS-DataTypes : 153

ResponseTimeCategory.....type reference ENUMERATED
DEFINED in MAP-LCS-DataTypes : 157

TAG	R4.60	Cross Reference Listing for MAP-Protocol	2000-03-28	08:06:44
PAGE	79			
	USED in MAP-LCS-DataTypes	:	153	
restoreData.....	value reference RestoreData, CHOICE VALUE			
	DEFINED in MAP-Protocol	:	217	
RestoreData.....	type reference OPERATION			
	DEFINED in MAP-MobileServiceOpera	:	414	
	USED in MAP-Protocol	:	29 217	
	USED in MAP-MobileServiceOpera	:	58	
restoreDataArg.....	identifier of RestoreDataArg			
	DEFINED in MAP-MobileServiceOpera	:	416	
RestoreDataArg.....	type reference SEQUENCE			
	DEFINED in MAP-MS-DataTypes	:	1446	
	USED in MAP-MobileServiceOpera	:	140 416	
	USED in MAP-MS-DataTypes	:	82	
restoreDataRes.....	identifier of RestoreDataRes			
	DEFINED in MAP-MobileServiceOpera	:	418	
RestoreDataRes.....	type reference SEQUENCE			
	DEFINED in MAP-MS-DataTypes	:	1453	
	USED in MAP-MobileServiceOpera	:	141 418	
	USED in MAP-MS-DataTypes	:	83	
restrictedArea.....	identifier of Named Number, 2			
	DEFINED in MAP-MS-DataTypes	:	1564	
restrictedArea.....	identifier of Named Number, 1			
	DEFINED in MAP-ER-DataTypes	:	249	
result-RR.....	identifier of SEQUENCE			
	DEFINED in TCAPMessages	:	146	
resumeCallHandling.....	value reference ResumeCallHandling, CHOICE VALUE			
	DEFINED in MAP-Protocol	:	231	
ResumeCallHandling.....	type reference OPERATION			
	DEFINED in MAP-CallHandlingOperat	:	118	
	USED in MAP-Protocol	:	56 231	
	USED in MAP-CallHandlingOperat	:	15	
resumeCallHandlingArg.....	identifier of ResumeCallHandlingArg			
	DEFINED in MAP-CallHandlingOperat	:	120	
ResumeCallHandlingArg.....	type reference SEQUENCE			
	DEFINED in MAP-CH-DataTypes	:	223	
	USED in MAP-CallHandlingOperat	:	58 120	
	USED in MAP-CH-DataTypes	:	18	
resumeCallHandlingRes.....	identifier of ResumeCallHandlingRes			
	DEFINED in MAP-CallHandlingOperat	:	122	
ResumeCallHandlingRes.....	type reference SEQUENCE			
	DEFINED in MAP-CH-DataTypes	:	251	
	USED in MAP-CallHandlingOperat	:	59 122	
	USED in MAP-CH-DataTypes	:	19	
returnError.....	identifier of [3] IMPLICIT ReturnError			
	DEFINED in TCAPMessages	:	127	
ReturnError.....	type reference SEQUENCE			
	DEFINED in TCAPMessages	:	156	
	USED in TCAPMessages	:	127	
returnErrorProblem.....	identifier of [3] IMPLICIT ReturnErrorProblem			
	DEFINED in TCAPMessages	:	173	
ReturnErrorProblem.....	type reference INTEGER			
	DEFINED in TCAPMessages	:	196	
	USED in TCAPMessages	:	173	
returnErrorUnexpected.....	identifier of Named Number, 1			
	DEFINED in TCAPMessages	:	197	

```
ReturnResult.....type reference SEQUENCE
  DEFINED in TCAPMessages      : 144
  USED in TCAPMessages         : 126 129

returnResultLast.....identifier of [2] IMPLICIT ReturnResult
  DEFINED in TCAPMessages      : 126
```

TAG R4.60 Cross Reference Listing for MAP-Protocol 2000-03-28 08:06:44
 PAGE 80

returnResultNotLast.....identifier of [7] IMPLICIT ReturnResult
 DEFINED in TCAPMessages : 129

returnResultProblem.....identifier of [2] IMPLICIT ReturnResultProblem
 DEFINED in TCAPMessages : 172

ReturnResultProblem.....type reference INTEGER
 DEFINED in TCAPMessages : 192
 USED in TCAPMessages : 172

returnResultUnexpected.....identifier of Named Number, 1
 DEFINED in TCAPMessages : 193

re-synchronisationInfo.....identifier of Re-synchronisationInfo
 DEFINED in MAP-MS-DataTypes : 510

Re-synchronisationInfo.....type reference SEQUENCE
 DEFINED in MAP-MS-DataTypes : 516
 USED in MAP-MS-DataTypes : 510

RNCId.....type reference OCTET STRING
 DEFINED in MAP-MS-DataTypes : 449
 USED in MAP-MS-DataTypes : 403 425

roamingNotAllowed.....value reference RoamingNotAllowed, CHOICE VALUE
 DEFINED in MAP-Protocol : 346

RoamingNotAllowed.....type reference ERROR
 DEFINED in MAP-Errors : 221
 USED in MAP-Protocol : 125 346
 USED in MAP-MobileServiceOpera : 89 185 228
 USED in MAP-Errors : 29

roamingNotAllowedCause.....identifier of RoamingNotAllowedCause
 DEFINED in MAP-ER-DataTypes : 91

RoamingNotAllowedCause.....type reference ENUMERATED
 DEFINED in MAP-ER-DataTypes : 95
 USED in MAP-ER-DataTypes : 91

roamingNotAllowedParam.....identifier of RoamingNotAllowedParam
 DEFINED in MAP-Errors : 223

RoamingNotAllowedParam.....type reference SEQUENCE
 DEFINED in MAP-ER-DataTypes : 90
 USED in MAP-Errors : 116 223
 USED in MAP-ER-DataTypes : 14

roamingNumber.....identifier of ISDN-AddressString
 DEFINED in MAP-CH-DataTypes : 184

roamingNumber.....identifier of ISDN-AddressString
 DEFINED in MAP-CH-DataTypes : 219

roamingRestrictedInSgsnDueToUnsupportedFididentifier of [23] NULL
 DEFINED in MAP-MS-DataTypes : 545

roamingRestrictedInSgsnDueToUnsuppportedidentifier of [11] NULL
 DEFINED in MAP-MS-DataTypes : 1069

roamingRestrictionDueToUnsupportedFeaturidentifier of [9] NULL
 DEFINED in MAP-MS-DataTypes : 762

roamingRestrictionDueToUnsupportedFeaturidentifier of [4] NULL
 DEFINED in MAP-MS-DataTypes : 1061

routeSelectFailure.....identifier of Named Number, 4
 DEFINED in MAP-MS-DataTypes : 1188

RoutingInfo.....type reference CHOICE
 DEFINED in MAP-CH-DataTypes : 183
 USED in MAP-CH-DataTypes : 262

routingInfo.....identifier of RoutingInfo

DEFINED in MAP-CH-DataTypes : 262

routingInfoForLCS-Arg.....identifier of RoutingInfoForLCS-Arg
DEFINED in MAP-LocationServiceOpe : 54

RoutingInfoForLCS-Arg.....type reference SEQUENCE
DEFINED in MAP-LCS-DataTypes : 52

TAG R4.60 Cross Reference Listing for MAP-Protocol 2000-03-28 08:06:44
 PAGE 81

USED in MAP-LocationServiceOpe : 41 54
 USED in MAP-LCS-DataTypes : 11

routingInfoForLCS-Res.....identifier of RoutingInfoForLCS-Res
 DEFINED in MAP-LocationServiceOpe : 56

RoutingInfoForLCS-Res.....type reference SEQUENCE
 DEFINED in MAP-LCS-DataTypes : 58
 USED in MAP-LocationServiceOpe : 42 56
 USED in MAP-LCS-DataTypes : 12

routingInfoForSM-Arg.....identifier of RoutingInfoForSM-Arg
 DEFINED in MAP-ShortMessageServic : 68

RoutingInfoForSM-Arg.....type reference SEQUENCE
 DEFINED in MAP-SM-DataTypes : 52
 USED in MAP-ShortMessageServic : 45 68
 USED in MAP-SM-DataTypes : 14

routingInfoForSM-Res.....identifier of RoutingInfoForSM-Res
 DEFINED in MAP-ShortMessageServic : 70

RoutingInfoForSM-Res.....type reference SEQUENCE
 DEFINED in MAP-SM-DataTypes : 79
 USED in MAP-ShortMessageServic : 46 70
 USED in MAP-SM-DataTypes : 15

rss.....identifier of Named Number, 7
 DEFINED in MAP-CommonDataTypes : 346

ruf-Outcome.....identifier of [0] RUF-Outcome
 DEFINED in MAP-CH-DataTypes : 395

RUF-Outcome.....type reference ENUMERATED
 DEFINED in MAP-CH-DataTypes : 399
 USED in MAP-CH-DataTypes : 395

sc-AddressNotIncluded.....identifier of Named Number, 0
 DEFINED in MAP-SM-DataTypes : 186

sc-Congestion.....identifier of Named Number, 4
 DEFINED in MAP-ER-DataTypes : 144

segmentationProhibited.....identifier of NULL
 DEFINED in MAP-MS-DataTypes : 274

segmentationProhibited.....identifier of NULL
 DEFINED in MAP-MS-DataTypes : 502

selectedLSA-Id.....identifier of [5] LSAIdentity
 DEFINED in MAP-MS-DataTypes : 1523

sendAuthenticationInfo.....value reference SendAuthenticationInfo, CHOICE VALUE
 DEFINED in MAP-Protocol : 197

SendAuthenticationInfo.....type reference OPERATION
 DEFINED in MAP-MobileServiceOpera : 347
 USED in MAP-Protocol : 22 197
 USED in MAP-MobileServiceOpera : 45

sendAuthenticationInfoArg.....identifier of SendAuthenticationInfoArg
 DEFINED in MAP-MobileServiceOpera : 349

SendAuthenticationInfoArg.....type reference SEQUENCE
 DEFINED in MAP-MS-DataTypes : 496
 USED in MAP-MobileServiceOpera : 130 349
 USED in MAP-MS-DataTypes : 41

sendAuthenticationInfoRes.....identifier of SendAuthenticationInfoRes
 DEFINED in MAP-MobileServiceOpera : 351

SendAuthenticationInfoRes.....type reference [3] SEQUENCE
 DEFINED in MAP-MS-DataTypes : 521
 USED in MAP-MobileServiceOpera : 131 351
 USED in MAP-MS-DataTypes : 42

```
sendEndSignal.....value reference SendEndSignal, CHOICE VALUE
  DEFINED in MAP-Protocol      :      188

SendEndSignal.....type reference OPERATION
  DEFINED in MAP-MobileServiceOpera :    319
  USED in MAP-Protocol              :      18  188
```


TAG R4.60 Cross Reference Listing for MAP-Protocol 2000-03-28 08:06:44
PAGE 82

USED in MAP-MobileServiceOpera : 39

sendEndSignal-Arg.....identifier of SendEndSignal-Arg
DEFINED in MAP-MobileServiceOpera : 321

SendEndSignal-Arg.....type reference SEQUENCE
DEFINED in MAP-MS-DataTypes : 440
USED in MAP-MobileServiceOpera : 126 321
USED in MAP-MS-DataTypes : 36

sendEndSignal-Res.....identifier of SendEndSignal-Res
DEFINED in MAP-MobileServiceOpera : 323

SendEndSignal-Res.....type reference SEQUENCE
DEFINED in MAP-MS-DataTypes : 445
USED in MAP-MobileServiceOpera : 127 323
USED in MAP-MS-DataTypes : 37

sendGroupCallEndSignal.....value reference SendGroupCallEndSignal, CHOICE VALUE
DEFINED in MAP-Protocol : 293

SendGroupCallEndSignal.....type reference OPERATION
DEFINED in MAP-Group-Call-Operati : 56
USED in MAP-Protocol : 102 293
USED in MAP-Group-Call-Operati : 14

sendGroupCallEndSignalArg.....identifier of SendGroupCallEndSignalArg
DEFINED in MAP-Group-Call-Operati : 58

SendGroupCallEndSignalArg.....type reference SEQUENCE
DEFINED in MAP-GR-DataTypes : 66
USED in MAP-Group-Call-Operati : 33 58
USED in MAP-GR-DataTypes : 16

sendGroupCallEndSignalRes.....identifier of SendGroupCallEndSignalRes
DEFINED in MAP-Group-Call-Operati : 60

SendGroupCallEndSignalRes.....type reference SEQUENCE
DEFINED in MAP-GR-DataTypes : 71
USED in MAP-Group-Call-Operati : 34 60
USED in MAP-GR-DataTypes : 17

sendIdentification.....value reference SendIdentification, CHOICE VALUE
DEFINED in MAP-Protocol : 182

SendIdentification.....type reference OPERATION
DEFINED in MAP-MobileServiceOpera : 208
USED in MAP-Protocol : 15 182
USED in MAP-MobileServiceOpera : 18

sendIdentificationArg.....identifier of SendIdentificationArg
DEFINED in MAP-MobileServiceOpera : 210

SendIdentificationArg.....type reference SEQUENCE
DEFINED in MAP-MS-DataTypes : 268
USED in MAP-MobileServiceOpera : 118 210
USED in MAP-MS-DataTypes : 22

sendIdentificationRes.....identifier of SendIdentificationRes
DEFINED in MAP-MobileServiceOpera : 212

SendIdentificationRes.....type reference [3] SEQUENCE
DEFINED in MAP-MS-DataTypes : 280
USED in MAP-MobileServiceOpera : 119 212
USED in MAP-MS-DataTypes : 23

sendIMSI.....value reference SendIMSI, CHOICE VALUE
DEFINED in MAP-Protocol : 224

SendIMSI.....type reference OPERATION
DEFINED in MAP-OperationAndMainte : 77
USED in MAP-Protocol : 48 224
USED in MAP-OperationAndMainte : 15

sendRoutingInfo.....value reference SendRoutingInfo, CHOICE VALUE

```
DEFINED in MAP-Protocol : 229
SendRoutingInfo.....type reference OPERATION
  DEFINED in MAP-CallHandlingOperat : 80
  USED in MAP-Protocol : 54 229
  USED in MAP-CallHandlingOperat : 13
```

TAG R4.60 Cross Reference Listing for MAP-Protocol 2000-03-28 08:06:44
 PAGE 83

sendRoutingInfoArg.....identifier of SendRoutingInfoArg
 DEFINED in MAP-CallHandlingOperat : 83

SendRoutingInfoArg.....type reference SEQUENCE
 DEFINED in MAP-CH-DataTypes : 94
 USED in MAP-CallHandlingOperat : 54 83
 USED in MAP-CH-DataTypes : 14

sendRoutingInfoForGprs.....value reference SendRoutingInfoForGprs, CHOICE VALUE
 DEFINED in MAP-Protocol : 304

SendRoutingInfoForGprs.....type reference OPERATION
 DEFINED in MAP-MobileServiceOpera : 427
 USED in MAP-Protocol : 34 304
 USED in MAP-MobileServiceOpera : 61

sendRoutingInfoForGprsArg.....identifier of SendRoutingInfoForGprsArg
 DEFINED in MAP-MobileServiceOpera : 429

SendRoutingInfoForGprsArg.....type reference SEQUENCE
 DEFINED in MAP-MS-DataTypes : 1397
 USED in MAP-MobileServiceOpera : 152 429
 USED in MAP-MS-DataTypes : 107

sendRoutingInfoForGprsRes.....identifier of SendRoutingInfoForGprsRes
 DEFINED in MAP-MobileServiceOpera : 431

SendRoutingInfoForGprsRes.....type reference SEQUENCE
 DEFINED in MAP-MS-DataTypes : 1404
 USED in MAP-MobileServiceOpera : 153 431
 USED in MAP-MS-DataTypes : 108

sendRoutingInfoForLCS.....value reference SendRoutingInfoForLCS, CHOICE VALUE
 DEFINED in MAP-Protocol : 317

SendRoutingInfoForLCS.....type reference OPERATION
 DEFINED in MAP-LocationServiceOpe : 52
 USED in MAP-Protocol : 109 317
 USED in MAP-LocationServiceOpe : 14

sendRoutingInfoForSM.....value reference SendRoutingInfoForSM, CHOICE VALUE
 DEFINED in MAP-Protocol : 260

SendRoutingInfoForSM.....type reference OPERATION
 DEFINED in MAP-ShortMessageServic : 66
 USED in MAP-Protocol : 87 260
 USED in MAP-ShortMessageServic : 13

sendRoutingInfoRes.....identifier of SendRoutingInfoRes
 DEFINED in MAP-CallHandlingOperat : 85

SendRoutingInfoRes.....type reference [3] SEQUENCE
 DEFINED in MAP-CH-DataTypes : 145
 USED in MAP-CallHandlingOperat : 55 85
 USED in MAP-CH-DataTypes : 15

sendSubscriberData.....identifier of [0] NULL
 DEFINED in MAP-MS-DataTypes : 216

serviceCentreAddress.....identifier of [2] AddressString
 DEFINED in MAP-SM-DataTypes : 55

serviceCentreAddress.....identifier of AddressString
 DEFINED in MAP-SM-DataTypes : 145

serviceCentreAddress.....identifier of AddressString
 DEFINED in MAP-SM-DataTypes : 176

serviceCentreAddressDA.....identifier of [4] AddressString
 DEFINED in MAP-SM-DataTypes : 135

serviceCentreAddressOA.....identifier of [4] AddressString
 DEFINED in MAP-SM-DataTypes : 140

serviceGranted.....identifier of Named Number, 0

DEFINED in MAP-MS-DataTypes : 773

serviceIndicator.....identifier of [2] ServiceIndicator
DEFINED in MAP-SS-DataTypes : 312

ServiceIndicator.....type reference BIT STRING
DEFINED in MAP-SS-DataTypes : 317

```

        USED in MAP-SS-DataTypes      :      312

serviceKey.....identifier of [1] ServiceKey
    DEFINED in MAP-MS-DataTypes      :      639

serviceKey.....identifier of ServiceKey
    DEFINED in MAP-MS-DataTypes      :      1124

serviceKey.....identifier of ServiceKey
    DEFINED in MAP-MS-DataTypes      :      1176

ServiceKey.....type reference INTEGER
    DEFINED in MAP-MS-DataTypes      :      1183
    USED in MAP-MS-DataTypes         :      65   639  1124  1176  1306  1331  1378  1735

serviceKey.....identifier of [1] ServiceKey
    DEFINED in MAP-MS-DataTypes      :      1306

serviceKey.....identifier of ServiceKey
    DEFINED in MAP-MS-DataTypes      :      1331

serviceKey.....identifier of ServiceKey
    DEFINED in MAP-MS-DataTypes      :      1378

serviceKey.....identifier of ServiceKey
    DEFINED in MAP-MS-DataTypes      :      1735

setReportingState.....value reference SetReportingState, CHOICE VALUE
    DEFINED in MAP-Protocol           :      234

SetReportingState.....type reference OPERATION
    DEFINED in MAP-CallHandlingOperat :      153
    USED in MAP-Protocol               :      59   234
    USED in MAP-CallHandlingOperat    :      18

setReportingStateArg.....identifier of SetReportingStateArg
    DEFINED in MAP-CallHandlingOperat :      155

SetReportingStateArg.....type reference SEQUENCE
    DEFINED in MAP-CH-DataTypes       :      314
    USED in MAP-CallHandlingOperat    :      64   155
    USED in MAP-CH-DataTypes         :      27

setReportingStateRes.....identifier of SetReportingStateRes
    DEFINED in MAP-CallHandlingOperat :      157

SetReportingStateRes.....type reference SEQUENCE
    DEFINED in MAP-CH-DataTypes       :      329
    USED in MAP-CallHandlingOperat    :      65   157
    USED in MAP-CH-DataTypes         :      28

sgsn-Address.....identifier of GSN-Address
    DEFINED in MAP-MS-DataTypes       :      372

sgsn-Address.....identifier of [0] GSN-Address
    DEFINED in MAP-MS-DataTypes       :      1405

sgsn-Address.....identifier of [1] GSN-Address
    DEFINED in MAP-MS-DataTypes       :      1429

sgsn-CAMEL-SubscriptionInfo.....identifier of [3] SGSN-CAMEL-SubscriptionInfo
    DEFINED in MAP-MS-DataTypes       :      613

SGSN-CAMEL-SubscriptionInfo.....type reference SEQUENCE
    DEFINED in MAP-MS-DataTypes       :      616
    USED in MAP-MS-DataTypes         :      613

sgsn-Capability.....identifier of [0] SGSN-Capability
    DEFINED in MAP-MS-DataTypes       :      375

SGSN-Capability.....type reference SEQUENCE
    DEFINED in MAP-MS-DataTypes       :      377
    USED in MAP-MS-DataTypes         :      375

sgsn-Number.....identifier of [1] ISDN-AddressString
    
```

```
DEFINED in MAP-MS-DataTypes      :    258
sgsn-Number.....identifier of ISDN-AddressString
  DEFINED in MAP-MS-DataTypes      :    371
sgsn-Number.....identifier of [1] ISDN-AddressString
  DEFINED in MAP-SM-DataTypes      :     99
```

TAG R4.60 Cross Reference Listing for MAP-Protocol 2000-03-28 08:06:44
 PAGE 85

```

shortMessageMO-PP.....value reference TeleserviceCode, '00100010'B
  DEFINED in MAP-TS-Code      :      46

shortMessageMT-PP.....value reference TeleserviceCode, '00100001'B
  DEFINED in MAP-TS-Code      :      45

shortTermDenial.....value reference ShortTermDenial, CHOICE VALUE
  DEFINED in MAP-Protocol      :      408

ShortTermDenial.....type reference ERROR
  DEFINED in MAP-Errors        :      380
  USED in MAP-Protocol         :      159  408
  USED in MAP-SupplementaryServi :      53  264
  USED in MAP-Errors           :      72

shortTermDenialParam.....identifier of ShortTermDenialParam
  DEFINED in MAP-Errors        :      382

ShortTermDenialParam.....type reference SEQUENCE
  DEFINED in MAP-ER-DataTypes  :      329
  USED in MAP-Errors           :      138  382
  USED in MAP-ER-DataTypes     :      47

signalInfo.....identifier of SignalInfo
  DEFINED in MAP-CommonDataTypes :      196

SignalInfo.....type reference OCTET STRING
  DEFINED in MAP-CommonDataTypes :      203
  USED in MAP-CommonDataTypes    :      24  196  222  239
  USED in MAP-SM-DataTypes       :      33  109  115  122  128
  USED in MAP-ER-DataTypes       :      72  150

signalInfo.....identifier of SignalInfo
  DEFINED in MAP-CommonDataTypes :      222

signalInfo.....identifier of SignalInfo
  DEFINED in MAP-CommonDataTypes :      239

siWFSSNumber.....identifier of [0] ISDN-AddressString
  DEFINED in MAP-CH-DataTypes    :      299

siWFSSSignallingModify.....value reference siWFSSSignallingModify, CHOICE VALUE
  DEFINED in MAP-Protocol        :      233

siWFSSSignallingModify.....type reference OPERATION
  DEFINED in MAP-CallHandlingOperat :      141
  USED in MAP-Protocol            :      58  233
  USED in MAP-CallHandlingOperat :      17

siWFSSSignallingModifyArg.....identifier of siWFSSSignallingModifyArg
  DEFINED in MAP-CallHandlingOperat :      143

siWFSSSignallingModifyArg.....type reference SEQUENCE
  DEFINED in MAP-CH-DataTypes     :      303
  USED in MAP-CallHandlingOperat :      62  143
  USED in MAP-CH-DataTypes       :      25

siWFSSSignallingModifyRes.....identifier of siWFSSSignallingModifyRes
  DEFINED in MAP-CallHandlingOperat :      145

siWFSSSignallingModifyRes.....type reference SEQUENCE
  DEFINED in MAP-CH-DataTypes     :      309
  USED in MAP-CallHandlingOperat :      63  145
  USED in MAP-CH-DataTypes       :      26

SMS-CAMEL-TDP-Data.....type reference SEQUENCE
  DEFINED in MAP-MS-DataTypes     :      1304
  USED in MAP-MS-DataTypes       :      1300

sms-CAMEL-TDP-DataList.....identifier of [0] SMS-CAMEL-TDP-DataList
  DEFINED in MAP-MS-DataTypes     :      1290

SMS-CAMEL-TDP-DataList.....type reference SEQUENCE OF
  DEFINED in MAP-MS-DataTypes     :      1299
  
```

USED in MAP-MS-DataTypes : 1290

sms-CollectedInfo.....identifier of Named Number, 1
DEFINED in MAP-MS-DataTypes : 1314

sms-CSI.....identifier of [1] SMS-CSI
DEFINED in MAP-MS-DataTypes : 618

sms-CSI.....identifier of [6] SMS-CSI
 DEFINED in MAP-MS-DataTypes : 1106

SMS-CSI.....type reference SEQUENCE
 DEFINED in MAP-MS-DataTypes : 1289
 USED in MAP-MS-DataTypes : 618 1106 1655

sms-CSI.....identifier of Named Number, 5
 DEFINED in MAP-MS-DataTypes : 1617

sms-CSI.....identifier of [10] SMS-CSI
 DEFINED in MAP-MS-DataTypes : 1655

sms-TriggerDetectionPoint.....identifier of [0] SMS-TriggerDetectionPoint
 DEFINED in MAP-MS-DataTypes : 1305

SMS-TriggerDetectionPoint.....type reference ENUMERATED
 DEFINED in MAP-MS-DataTypes : 1313
 USED in MAP-MS-DataTypes : 1305

sm-DeliveryFailure.....value reference SM-DeliveryFailure, CHOICE VALUE
 DEFINED in MAP-Protocol : 415

SM-DeliveryFailure.....type reference ERROR
 DEFINED in MAP-Errors : 398
 USED in MAP-Protocol : 154 415
 USED in MAP-ShortMessageServic : 38 91 108
 USED in MAP-Errors : 77

sm-DeliveryFailureCause.....identifier of SM-DeliveryFailureCause
 DEFINED in MAP-Errors : 400

SM-DeliveryFailureCause.....type reference SEQUENCE
 DEFINED in MAP-ER-DataTypes : 148
 USED in MAP-Errors : 108 400
 USED in MAP-ER-DataTypes : 19

sm-DeliveryOutcome.....identifier of SM-DeliveryOutcome
 DEFINED in MAP-SM-DataTypes : 146

SM-DeliveryOutcome.....type reference ENUMERATED
 DEFINED in MAP-SM-DataTypes : 163
 USED in MAP-SM-DataTypes : 26 146 157

SM-EnumeratedDeliveryFailureCause.....type reference ENUMERATED
 DEFINED in MAP-ER-DataTypes : 139
 USED in MAP-ER-DataTypes : 149

sm-EnumeratedDeliveryFailureCause.....identifier of SM-EnumeratedDeliveryFailureCause
 DEFINED in MAP-ER-DataTypes : 149

sm-RP-DA.....identifier of SM-RP-DA
 DEFINED in MAP-SM-DataTypes : 107

sm-RP-DA.....identifier of SM-RP-DA
 DEFINED in MAP-SM-DataTypes : 120

SM-RP-DA.....type reference CHOICE
 DEFINED in MAP-SM-DataTypes : 132
 USED in MAP-SM-DataTypes : 107 120

sm-RP-MTI.....identifier of [8] SM-RP-MTI
 DEFINED in MAP-SM-DataTypes : 61

SM-RP-MTI.....type reference INTEGER
 DEFINED in MAP-SM-DataTypes : 64
 USED in MAP-SM-DataTypes : 61

sm-RP-OA.....identifier of SM-RP-OA
 DEFINED in MAP-SM-DataTypes : 108

sm-RP-OA.....identifier of SM-RP-OA
 DEFINED in MAP-SM-DataTypes : 121

```
SM-RP-OA.....type reference CHOICE
  DEFINED in MAP-SM-DataTypes      :    138
  USED in MAP-SM-DataTypes         :    108  121

sm-RP-PRI.....identifier of [1] BOOLEAN
  DEFINED in MAP-SM-DataTypes      :     54
```

TAG R4.60 Cross Reference Listing for MAP-Protocol 2000-03-28 08:06:44
 PAGE 87

sm-RP-SMEA.....identifier of [9] SM-RP-SMEA
 DEFINED in MAP-SM-DataTypes : 62

SM-RP-SMEA.....type reference OCTET STRING
 DEFINED in MAP-SM-DataTypes : 71
 USED in MAP-SM-DataTypes : 62

sm-RP-UI.....identifier of SignalInfo
 DEFINED in MAP-SM-DataTypes : 109

sm-RP-UI.....identifier of SignalInfo
 DEFINED in MAP-SM-DataTypes : 115

sm-RP-UI.....identifier of SignalInfo
 DEFINED in MAP-SM-DataTypes : 122

sm-RP-UI.....identifier of SignalInfo
 DEFINED in MAP-SM-DataTypes : 128

solsaSupportIndicator.....identifier of [2] NULL
 DEFINED in MAP-MS-DataTypes : 210

solsaSupportIndicator.....identifier of NULL
 DEFINED in MAP-MS-DataTypes : 378

sres.....identifier of SRES
 DEFINED in MAP-MS-DataTypes : 304

SRES.....type reference OCTET STRING
 DEFINED in MAP-MS-DataTypes : 333
 USED in MAP-MS-DataTypes : 304

ss-AccessBarred.....identifier of Named Number, 5
 DEFINED in MAP-MS-DataTypes : 801

ss-CamelData.....identifier of SS-CamelData
 DEFINED in MAP-MS-DataTypes : 1131

SS-CamelData.....type reference SEQUENCE
 DEFINED in MAP-MS-DataTypes : 1135
 USED in MAP-MS-DataTypes : 1131

ss-Code.....identifier of SS-Code
 DEFINED in MAP-SupplementaryServi : 219

ss-Code.....identifier of SS-Code
 DEFINED in MAP-MS-DataTypes : 831

ss-Code.....identifier of SS-Code
 DEFINED in MAP-MS-DataTypes : 889

ss-Code.....identifier of SS-Code
 DEFINED in MAP-MS-DataTypes : 960

ss-Code.....identifier of SS-Code
 DEFINED in MAP-MS-DataTypes : 973

ss-Code.....identifier of SS-Code
 DEFINED in MAP-MS-DataTypes : 1026

ss-Code.....identifier of [0] SS-Code
 DEFINED in MAP-MS-DataTypes : 1678

ss-Code.....identifier of [0] SS-Code
 DEFINED in MAP-MS-DataTypes : 1689

ss-Code.....identifier of [0] SS-Code
 DEFINED in MAP-MS-DataTypes : 1755

ss-Code.....identifier of [0] SS-Code
 DEFINED in MAP-MS-DataTypes : 1762

ss-Code.....identifier of [0] SS-Code
 DEFINED in MAP-CommonDataTypes : 446

ss-Code.....identifier of SS-Code
DEFINED in MAP-SS-DataTypes : 73

ss-Code.....identifier of SS-Code
DEFINED in MAP-SS-DataTypes : 90

ss-Code.....identifier of SS-Code

```

    DEFINED in MAP-SS-DataTypes      :    148

    ss-Code.....identifier of SS-Code
    DEFINED in MAP-SS-DataTypes      :    161

    ss-Code.....identifier of SS-Code
    DEFINED in MAP-SS-DataTypes      :    184

    ss-Code.....identifier of [0] SS-Code
    DEFINED in MAP-SS-DataTypes      :    305

    ss-Code.....identifier of [0] SS-Code
    DEFINED in MAP-SS-DataTypes      :    328

    ss-Code.....identifier of [0] SS-Code
    DEFINED in MAP-SS-DataTypes      :    333

    SS-Code.....type reference OCTET STRING
    DEFINED in MAP-SS-Code            :     11
    USED in MAP-SupplementaryServi    :     78    219
    USED in MAP-MS-DataTypes          :    136    831    889    960    973    1026    1145    1678    1689
                                         1755    1762
    USED in MAP-CommonDataTypes      :     75    446
    USED in MAP-SS-DataTypes          :     65     73     90    148    161    184    256    271    305
                                         328    333
    USED in MAP-SS-Code              :     21    25    28    30    32    34    36    40    42
                                         48    50    52    54    56    58    60    63    66
                                         68    72    75    77    79    81    84    87    90
                                         93    96    99    102   104   107   110   112   114
                                         117   119   121   123   125   128   130   132   136
                                         137   138   139   140   141   142   143   144   145
                                         146   147   148   149   150   151   153   156   159
                                         161   163   166   168   171   173   175   178
    USED in MAP-ER-DataTypes          :     79    128

    ss-Code.....identifier of [1] SS-Code
    DEFINED in MAP-ER-DataTypes      :    128

    ss-CSI.....identifier of [2] SS-CSI
    DEFINED in MAP-MS-DataTypes      :    1102

    SS-CSI.....type reference SEQUENCE
    DEFINED in MAP-MS-DataTypes      :    1130
    USED in MAP-MS-DataTypes          :     64   1102   1656

    ss-CSI.....identifier of Named Number, 6
    DEFINED in MAP-MS-DataTypes      :    1618

    ss-CSI.....identifier of [11] SS-CSI
    DEFINED in MAP-MS-DataTypes      :    1656

    ss-Data.....identifier of [3] Ext-SS-Data
    DEFINED in MAP-MS-DataTypes      :     826

    ss-Data.....identifier of [3] SS-Data
    DEFINED in MAP-SS-DataTypes      :     87

    SS-Data.....type reference SEQUENCE
    DEFINED in MAP-SS-DataTypes      :     160
    USED in MAP-SS-DataTypes          :     33     87

    ss-ErrorStatus.....value reference SS-ErrorStatus, CHOICE VALUE
    DEFINED in MAP-Protocol           :     398

    SS-ErrorStatus.....type reference ERROR
    DEFINED in MAP-Errors              :     346
    USED in MAP-Protocol               :     144    398
    USED in MAP-MobileServiceOpera    :     101    289
    USED in MAP-SupplementaryServi    :     41    101    118    135    155    262    279
    USED in MAP-Errors                 :     63

    ss-Event.....identifier of [2] SS-Code
    DEFINED in MAP-SS-DataTypes      :     271

    ss-EventList.....identifier of SS-EventList
    
```

```
DEFINED in MAP-MS-DataTypes      : 1136
SS-EventList.....type reference SEQUENCE OF
  DEFINED in MAP-MS-DataTypes      : 1145
  USED in MAP-MS-DataTypes         : 1136
ss-EventSpecification.....identifier of [3] SS-EventSpecification
```

	DEFINED in MAP-SS-DataTypes	:	277	
SS-EventSpecification.....	type reference SEQUENCE OF			
	DEFINED in MAP-SS-DataTypes	:	299	
	USED in MAP-SS-DataTypes	:	277	
ss-ForBS.....	identifier of SS-ForBS-Code			
	DEFINED in MAP-SupplementaryServi	:	106	
ss-ForBS.....	identifier of SS-ForBS-Code			
	DEFINED in MAP-SupplementaryServi	:	123	
ss-ForBS.....	identifier of SS-ForBS-Code			
	DEFINED in MAP-SupplementaryServi	:	143	
ss-ForBS.....	identifier of SS-ForBS-Code			
	DEFINED in MAP-SupplementaryServi	:	162	
SS-ForBS-Code.....	type reference SEQUENCE			
	DEFINED in MAP-SS-DataTypes	:	183	
	USED in MAP-SupplementaryServi	:	62 106 123 143 162	
	USED in MAP-MS-DataTypes	:	130 1603	
	USED in MAP-SS-DataTypes	:	18	
ss-Incompatibility.....	value reference SS-Incompatibility, CHOICE VALUE			
	DEFINED in MAP-Protocol	:	401	
SS-Incompatibility.....	type reference ERROR			
	DEFINED in MAP-Errors	:	363	
	USED in MAP-Protocol	:	147 401	
	USED in MAP-MobileServiceOpera	:	103 290	
	USED in MAP-SupplementaryServi	:	44 102 137 263	
	USED in MAP-Errors	:	66	
ss-IncompatibilityCause.....	identifier of SS-IncompatibilityCause			
	DEFINED in MAP-Errors	:	365	
SS-IncompatibilityCause.....	type reference SEQUENCE			
	DEFINED in MAP-ER-DataTypes	:	127	
	USED in MAP-Errors	:	106 365	
	USED in MAP-ER-DataTypes	:	17	
ss-Info.....	identifier of SS-Info			
	DEFINED in MAP-SupplementaryServi	:	91	
ss-Info.....	identifier of SS-Info			
	DEFINED in MAP-SupplementaryServi	:	108	
ss-Info.....	identifier of SS-Info			
	DEFINED in MAP-SupplementaryServi	:	125	
ss-Info.....	identifier of SS-Info			
	DEFINED in MAP-SupplementaryServi	:	145	
SS-Info.....	type reference CHOICE			
	DEFINED in MAP-SS-DataTypes	:	84	
	USED in MAP-SupplementaryServi	:	61 91 108 125 145	
	USED in MAP-SS-DataTypes	:	15 261	
ss-InfoFor-CSE.....	identifier of [0] Ext-SS-InfoFor-CSE			
	DEFINED in MAP-MS-DataTypes	:	1672	
SS-InfoList.....	type reference SEQUENCE OF			
	DEFINED in MAP-SS-DataTypes	:	260	
	USED in MAP-SS-DataTypes	:	27	
ss-InvocationNotification.....	value reference SS-InvocationNotification, CHOICE			
VALUE	DEFINED in MAP-Protocol	:	287	
SS-InvocationNotification.....	type reference OPERATION			
	DEFINED in MAP-SupplementaryServi	:	240	
	USED in MAP-Protocol	:	79 287	
	USED in MAP-SupplementaryServi	:	23	

ss-InvocationNotificationArg.....identifier of SS-InvocationNotificationArg
DEFINED in MAP-SupplementaryServi : 242

SS-InvocationNotificationArg.....type reference SEQUENCE
DEFINED in MAP-SS-DataTypes : 268
USED in MAP-SupplementaryServi : 68 242
USED in MAP-SS-DataTypes : 34


```

ss-InvocationNotificationRes.....identifier of SS-InvocationNotificationRes
    DEFINED in MAP-SupplementaryServi : 244

SS-InvocationNotificationRes.....type reference SEQUENCE
    DEFINED in MAP-SS-DataTypes : 294
    USED in MAP-SupplementaryServi : 69 244
    USED in MAP-SS-DataTypes : 35

ss-List.....identifier of [3] SS-List
    DEFINED in MAP-MS-DataTypes : 1042

ss-List.....identifier of [2] SS-List
    DEFINED in MAP-MS-DataTypes : 1060

ss-List.....identifier of [1] SS-List
    DEFINED in MAP-CH-DataTypes : 154

SS-List.....type reference SEQUENCE OF
    DEFINED in MAP-SS-DataTypes : 255
    USED in MAP-MS-DataTypes : 129 1042 1060
    USED in MAP-CH-DataTypes : 57 154
    USED in MAP-SS-DataTypes : 26

ss-NotAvailable.....value reference SS-NotAvailable, CHOICE VALUE
    DEFINED in MAP-Protocol : 399

SS-NotAvailable.....type reference ERROR
    DEFINED in MAP-Errors : 351
    USED in MAP-Protocol : 145 399
    USED in MAP-MobileServiceOpera : 102 271
    USED in MAP-SupplementaryServi : 42 173
    USED in MAP-Errors : 64

ss-NotAvailableParam.....identifier of SS-NotAvailableParam
    DEFINED in MAP-Errors : 353

SS-NotAvailableParam.....type reference SEQUENCE
    DEFINED in MAP-ER-DataTypes : 294
    USED in MAP-Errors : 148 353
    USED in MAP-ER-DataTypes : 57

ss-Status.....identifier of SS-Status
    DEFINED in MAP-Errors : 348

ss-Status.....identifier of [4] Ext-SS-Status
    DEFINED in MAP-MS-DataTypes : 841

ss-Status.....identifier of [4] Ext-SS-Status
    DEFINED in MAP-MS-DataTypes : 899

ss-Status.....identifier of [4] Ext-SS-Status
    DEFINED in MAP-MS-DataTypes : 961

ss-Status.....identifier of Ext-SS-Status
    DEFINED in MAP-MS-DataTypes : 974

ss-Status.....identifier of Ext-SS-Status
    DEFINED in MAP-MS-DataTypes : 1027

ss-Status.....identifier of [2] Ext-SS-Status
    DEFINED in MAP-MS-DataTypes : 1680

ss-Status.....identifier of [2] Ext-SS-Status
    DEFINED in MAP-MS-DataTypes : 1691

ss-Status.....identifier of [1] Ext-SS-Status
    DEFINED in MAP-CommonDataTypes : 447

ss-Status.....identifier of [4] SS-Status
    DEFINED in MAP-SS-DataTypes : 100

SS-Status.....type reference OCTET STRING
    DEFINED in MAP-SS-DataTypes : 108
    USED in MAP-Errors : 101 348
    USED in MAP-SS-DataTypes : 16 100 157 162 190 215 334
    
```

```
USED in MAP-ER-DataTypes      :      67  130
ss-Status.....identifier of [4] SS-Status
DEFINED in MAP-SS-DataTypes   :      157
ss-Status.....identifier of [4] SS-Status
DEFINED in MAP-SS-DataTypes   :      162
```

TAG R4.60 Cross Reference Listing for MAP-Protocol 2000-03-28 08:06:44
PAGE 91

```

ss-Status.....identifier of SS-Status
  DEFINED in MAP-SS-DataTypes      :    190

ss-Status.....identifier of [0] SS-Status
  DEFINED in MAP-SS-DataTypes      :    215

ss-Status.....identifier of [1] SS-Status
  DEFINED in MAP-SS-DataTypes      :    334

ss-Status.....identifier of [4] SS-Status
  DEFINED in MAP-ER-DataTypes      :    130

ss-SubscriptionOption.....identifier of SS-SubscriptionOption
  DEFINED in MAP-MS-DataTypes      :    962

ss-SubscriptionOption.....identifier of SS-SubscriptionOption
  DEFINED in MAP-SS-DataTypes      :    163

SS-SubscriptionOption.....type reference CHOICE
  DEFINED in MAP-SS-DataTypes      :    170
  USED in MAP-MS-DataTypes         :    128   962
  USED in MAP-SS-DataTypes         :     17   163

ss-SubscriptionViolation.....value reference SS-SubscriptionViolation, CHOICE
VALUE
  DEFINED in MAP-Protocol           :    400

SS-SubscriptionViolation.....type reference ERROR
  DEFINED in MAP-Errors             :    357
  USED in MAP-Protocol              :    146   400
  USED in MAP-MobileServiceOpera    :    104   288
  USED in MAP-SupplementaryServi    :     43   136   156   227
  USED in MAP-Errors                :     65

ss-SubscriptionViolationParam.....identifier of SS-SubscriptionViolationParam
  DEFINED in MAP-Errors             :    359

SS-SubscriptionViolationParam.....type reference SEQUENCE
  DEFINED in MAP-ER-DataTypes       :    298
  USED in MAP-Errors                :    149   359
  USED in MAP-ER-DataTypes          :     58

startMonitoring.....identifier of Named Number, 1
  DEFINED in MAP-CH-DataTypes       :    323

statusReport.....value reference StatusReport, CHOICE VALUE
  DEFINED in MAP-Protocol           :    235

StatusReport.....type reference OPERATION
  DEFINED in MAP-CallHandlingOperat :    167
  USED in MAP-Protocol              :     60   235
  USED in MAP-CallHandlingOperat    :     19

statusReportArg.....identifier of StatusReportArg
  DEFINED in MAP-CallHandlingOperat :    169

StatusReportArg.....type reference SEQUENCE
  DEFINED in MAP-CH-DataTypes       :    344
  USED in MAP-CallHandlingOperat    :     66   169
  USED in MAP-CH-DataTypes          :     29

statusReportRes.....identifier of StatusReportRes
  DEFINED in MAP-CallHandlingOperat :    171

StatusReportRes.....type reference SEQUENCE
  DEFINED in MAP-CH-DataTypes       :    380
  USED in MAP-CallHandlingOperat    :     67   171
  USED in MAP-CH-DataTypes          :     30

stopMonitoring.....identifier of Named Number, 0
  DEFINED in MAP-CH-DataTypes       :    322

storedMSISDN.....identifier of ISDN-AddressString
  DEFINED in MAP-SM-DataTypes       :    169

```

storedMSISDN.....identifier of ISDN-AddressString
DEFINED in MAP-SM-DataTypes : 180

subBusyForMT-SMS-Param.....identifier of SubBusyForMT-SMS-Param
DEFINED in MAP-Errors : 395

SubBusyForMT-SMS-Param.....type reference SEQUENCE

DEFINED in MAP-ER-DataTypes	:	306	
USED in MAP-Errors	:	132	395
USED in MAP-ER-DataTypes	:	40	
subscriberBusyForMT-SMS.....value reference SubscriberBusyForMT-SMS, CHOICE VALUE			
DEFINED in MAP-Protocol	:	414	
SubscriberBusyForMT-SMS.....type reference ERROR			
DEFINED in MAP-Errors	:	393	
USED in MAP-Protocol	:	153	414
USED in MAP-ShortMessageServic	:	37	107
USED in MAP-Errors	:	76	
SubscriberData.....type reference SEQUENCE			
DEFINED in MAP-MS-DataTypes	:	750	
USED in MAP-MS-DataTypes	:	55	539
subscriberDataStored.....identifier of [1] AgeIndicator			
DEFINED in MAP-MS-DataTypes	:	217	
SubscriberId.....type reference CHOICE			
DEFINED in MAP-CommonDataTypes	:	303	
USED in MAP-CommonDataTypes	:	32	
subscriberIdentity.....identifier of [0] SubscriberIdentity			
DEFINED in MAP-MS-DataTypes	:	1570	
subscriberIdentity.....identifier of [0] SubscriberIdentity			
DEFINED in MAP-MS-DataTypes	:	1585	
subscriberIdentity.....identifier of [0] SubscriberIdentity			
DEFINED in MAP-MS-DataTypes	:	1662	
SubscriberIdentity.....type reference CHOICE			
DEFINED in MAP-CommonDataTypes	:	360	
USED in MAP-MS-DataTypes	:	168	1570 1585 1662
USED in MAP-CommonDataTypes	:	41	
USED in MAP-LCS-DataTypes	:	31	54 59
subscriberInfo.....identifier of SubscriberInfo			
DEFINED in MAP-MS-DataTypes	:	1496	
SubscriberInfo.....type reference SEQUENCE			
DEFINED in MAP-MS-DataTypes	:	1500	
USED in MAP-MS-DataTypes	:	88	1496 1577
USED in MAP-CH-DataTypes	:	40	153
subscriberInfo.....identifier of SubscriberInfo			
DEFINED in MAP-MS-DataTypes	:	1577	
subscriberInfo.....identifier of [7] SubscriberInfo			
DEFINED in MAP-CH-DataTypes	:	153	
subscriberLocationReport.....value reference SubscriberLocationReport, CHOICE VALUE			
DEFINED in MAP-Protocol	:	318	
SubscriberLocationReport.....type reference OPERATION			
DEFINED in MAP-LocationServiceOpe	:	84	
USED in MAP-Protocol	:	110	318
USED in MAP-LocationServiceOpe	:	15	
subscriberLocationReport-Arg.....identifier of SubscriberLocationReport-Arg			
DEFINED in MAP-LocationServiceOpe	:	86	
SubscriberLocationReport-Arg.....type reference SEQUENCE			
DEFINED in MAP-LCS-DataTypes	:	217	
USED in MAP-LocationServiceOpe	:	45	86
USED in MAP-LCS-DataTypes	:	15	
subscriberLocationReport-Res.....identifier of SubscriberLocationReport-Res			
DEFINED in MAP-LocationServiceOpe	:	88	
SubscriberLocationReport-Res.....type reference SEQUENCE			
DEFINED in MAP-LCS-DataTypes	:	242	

USED in MAP-LocationServiceOpe : 46 88
USED in MAP-LCS-DataTypes : 16

subscriberNotMemberOfCUG.....identifier of Named Number, 1
DEFINED in MAP-ER-DataTypes : 123

subscriberNotSC-Subscriber.....identifier of Named Number, 6
DEFINED in MAP-ER-DataTypes : 146

```

subscriberState.....identifier of [1] SubscriberState
    DEFINED in MAP-MS-DataTypes      : 1502

subscriberState.....identifier of [1] NULL
    DEFINED in MAP-MS-DataTypes      : 1508

SubscriberState.....type reference CHOICE
    DEFINED in MAP-MS-DataTypes      : 1555
    USED in MAP-MS-DataTypes         : 90 1502

subscriberStatus.....identifier of [3] SubscriberStatus
    DEFINED in MAP-MS-DataTypes      : 753

SubscriberStatus.....type reference ENUMERATED
    DEFINED in MAP-MS-DataTypes      : 772
    USED in MAP-MS-DataTypes         : 57 753

subscriptionWithdraw.....identifier of Named Number, 1
    DEFINED in MAP-MS-DataTypes      : 246

subsequentHandoverFailure.....value reference SubsequentHandoverFailure, CHOICE
VALUE
    DEFINED in MAP-Protocol          : 359

SubsequentHandoverFailure.....type reference ERROR
    DEFINED in MAP-Errors            : 254
    USED in MAP-Protocol              : 131 359
    USED in MAP-MobileServiceOpera   : 92 343
    USED in MAP-Errors                : 37

success.....identifier of Named Number, 0
    DEFINED in MAP-CH-DataTypes      : 371

successfulTransfer.....identifier of Named Number, 2
    DEFINED in MAP-SM-DataTypes      : 166

SuperChargerInfo.....type reference CHOICE
    DEFINED in MAP-MS-DataTypes      : 215
    USED in MAP-MS-DataTypes         : 212 381

superChargerSupportedInHLR.....identifier of [27] AgeIndicator
    DEFINED in MAP-MS-DataTypes      : 552

superChargerSupportedInServingNetworkEntidentifier of [3] SuperChargerInfo
    DEFINED in MAP-MS-DataTypes      : 212

superChargerSupportedInServingNetworkEntidentifier of [2] SuperChargerInfo
    DEFINED in MAP-MS-DataTypes      : 381

supportedCamelPhases.....identifier of [0] SupportedCamelPhases
    DEFINED in MAP-MS-DataTypes      : 207

supportedCamelPhases.....identifier of [4] SupportedCamelPhases
    DEFINED in MAP-MS-DataTypes      : 383

supportedCamelPhases.....identifier of [6] SupportedCamelPhases
    DEFINED in MAP-MS-DataTypes      : 1045

SupportedCamelPhases.....type reference BIT STRING
    DEFINED in MAP-MS-DataTypes      : 1282
    USED in MAP-MS-DataTypes         : 69 207 383 1045 1597 1598 1741
    USED in MAP-CH-DataTypes         : 41 213 256

supportedCAMELPhases.....identifier of [5] SupportedCamelPhases
    DEFINED in MAP-MS-DataTypes      : 1741

supportedCamelPhases.....identifier of SupportedCamelPhases
    DEFINED in MAP-CH-DataTypes      : 256

supportedCamelPhasesInGMSC.....identifier of [15] SupportedCamelPhases
    DEFINED in MAP-CH-DataTypes      : 213

supportedCCBS-Phase.....identifier of [16] SupportedCCBS-Phase
    DEFINED in MAP-CH-DataTypes      : 112
    
```

SupportedCCBS-Phase.....type reference INTEGER
 DEFINED in MAP-CH-DataTypes : 134
 USED in MAP-CH-DataTypes : 112

supportedSGSN-CAMEL-Phases.....identifier of [6] SupportedCamelPhases
 DEFINED in MAP-MS-DataTypes : 1598


```

supportedSGSN-CAMEL-Phases.....identifier of [5] NULL
    DEFINED in MAP-MS-DataTypes      :    1607

supportedVLR-CAMEL-Phases.....identifier of [5] SupportedCamelPhases
    DEFINED in MAP-MS-DataTypes      :    1597

supportedVLR-CAMEL-Phases.....identifier of [4] NULL
    DEFINED in MAP-MS-DataTypes      :    1606

suppressionOfAnnouncement.....identifier of [12] SuppressionOfAnnouncement
    DEFINED in MAP-CH-DataTypes      :     107

SuppressionOfAnnouncement.....type reference NULL
    DEFINED in MAP-CH-DataTypes      :     119
    USED in MAP-CH-DataTypes        :     21   107   205

suppressionOfAnnouncement.....identifier of [7] SuppressionOfAnnouncement
    DEFINED in MAP-CH-DataTypes      :     205

suppress-T-CSI.....identifier of NULL
    DEFINED in MAP-CH-DataTypes      :     257

suspended.....identifier of Named Number, 4
    DEFINED in MAP-SS-DataTypes      :     289

systemFailure.....value reference SystemFailure, CHOICE VALUE
    DEFINED in MAP-Protocol          :     327

SystemFailure.....type reference ERROR
    DEFINED in MAP-Errors            :     162
    USED in MAP-Protocol              :     116   327
    USED in MAP-MobileServiceOpera   :      82   181   225   249   314   354   366   378   420
    :      434   448   462
    USED in MAP-OperationAndMainte   :      23   57   71
    USED in MAP-CallHandlingOperat   :      30   87   110   139   151   160   175   189   202
    :      215
    USED in MAP-SupplementaryServi   :      33   94   111   128   148   166   181   194   208
    :      223   257   274
    USED in MAP-ShortMessageServic   :      27   72   88   100   128
    USED in MAP-Group-Call-Operati   :      24   52
    USED in MAP-LocationServiceOpe   :      23   58   72   90
    USED in MAP-Errors                :      14

systemFailureParam.....identifier of SystemFailureParam
    DEFINED in MAP-Errors            :     164

SystemFailureParam.....type reference CHOICE
    DEFINED in MAP-ER-DataTypes      :     168
    USED in MAP-Errors                :     109   164
    USED in MAP-ER-DataTypes        :      20

targetCellId.....identifier of [0] GlobalCellId
    DEFINED in MAP-MS-DataTypes      :     401

targetCellId.....identifier of [0] GlobalCellId
    DEFINED in MAP-MS-DataTypes      :     423

targetMS.....identifier of [1] SubscriberIdentity
    DEFINED in MAP-LCS-DataTypes     :      54

targetMS.....identifier of [0] SubscriberIdentity
    DEFINED in MAP-LCS-DataTypes     :      59

targetMSC-Number.....identifier of [1] ISDN-AddressString
    DEFINED in MAP-MS-DataTypes      :     424

targetMSsubscribedService.....identifier of Named Number, 4
    DEFINED in MAP-CommonDataTypes   :     375

targetRNCId.....identifier of [1] RNCId
    DEFINED in MAP-MS-DataTypes      :     403

targetRNCId.....identifier of [2] RNCId
    DEFINED in MAP-MS-DataTypes      :     425
    
```

TBCD-STRING.....type reference OCTET STRING
DEFINED in MAP-CommonDataTypes : 89
USED in MAP-CommonDataTypes : 284 297 307

tBusy.....identifier of Named Number, 13
DEFINED in MAP-MS-DataTypes : 1387

TAG R4.60 Cross Reference Listing for MAP-Protocol 2000-03-28 08:06:44
 PAGE 95

```

TCAPMessages.....module reference
  DEFINED in TCAPMessages      :    1
  USED in MAP-MobileServiceOpera :    79
  USED in MAP-OperationAndMainte :    20
  USED in MAP-CallHandlingOperat :    27
  USED in MAP-SupplementaryServi :    30
  USED in MAP-ShortMessageServic :    24
  USED in MAP-Group-Call-Operati :    21
  USED in MAP-LocationServiceOpe :    20
  USED in MAP-Errors           :    98

telephony.....value reference TeleserviceCode, '00010001'B
  DEFINED in MAP-TS-Code       :    41

teleservice.....identifier of [3] TeleserviceCode
  DEFINED in MAP-CommonDataTypes :   418

teleservice.....identifier of Ext-TeleserviceCode
  DEFINED in MAP-GR-DataTypes   :    50

TeleserviceCode.....type reference OCTET STRING
  DEFINED in MAP-TS-Code       :    11
  USED in MAP-CommonDataTypes :    63   418
  USED in MAP-TS-Code         :    38   40   41   42   44   45   46   48   49
                               50   51   55   58   67   68   69   71   72
                               73   74   75   76   77   78   79   80   81
                               82   83   84   85   86

teleserviceList.....identifier of [6] TeleserviceList
  DEFINED in MAP-MS-DataTypes   :   757

TeleserviceList.....type reference SEQUENCE OF
  DEFINED in MAP-MS-DataTypes   :   781
  USED in MAP-MS-DataTypes     :   757 1040

teleserviceList.....identifier of [1] TeleserviceList
  DEFINED in MAP-MS-DataTypes   :  1040

teleserviceNotProvisioned.....value reference TeleserviceNotProvisioned, CHOICE
VALUE
  DEFINED in MAP-Protocol       :   351

TeleserviceNotProvisioned.....type reference ERROR
  DEFINED in MAP-Errors         :   243
  USED in MAP-Protocol         :   129 351
  USED in MAP-MobileServiceOpera :   98 268 285
  USED in MAP-CallHandlingOperat :   38 95
  USED in MAP-SupplementaryServi :   38 98 115 132 152 170
  USED in MAP-ShortMessageServic :   35 77
  USED in MAP-Errors           :   33

teleservNotProvParam.....identifier of TeleservNotProvParam
  DEFINED in MAP-Errors         :   245

TeleservNotProvParam.....type reference SEQUENCE
  DEFINED in MAP-ER-DataTypes   :   230
  USED in MAP-Errors           :   120 245
  USED in MAP-ER-DataTypes     :   31

temporaryDefaultAllowed.....identifier of Named Number, 2
  DEFINED in MAP-SS-DataTypes   :   177

temporaryDefaultRestricted.....identifier of Named Number, 1
  DEFINED in MAP-SS-DataTypes   :   176

termAttemptAuthorized.....identifier of Named Number, 12
  DEFINED in MAP-MS-DataTypes   :  1385

terminateAllCallActivities.....identifier of Named Number, 1
  DEFINED in MAP-CH-DataTypes   :   438

terminateCallActivityReferred.....identifier of Named Number, 0
  DEFINED in MAP-CH-DataTypes   :   437

tif-CSI.....identifier of [3] NULL
    
```

DEFINED in MAP-MS-DataTypes : 1104

tif-CSI.....identifier of Named Number, 3
DEFINED in MAP-MS-DataTypes : 1615

tif-CSI.....identifier of [7] NULL
DEFINED in MAP-MS-DataTypes : 1652

TAG R4.60 Cross Reference Listing for MAP-Protocol 2000-03-28 08:06:44
 PAGE 96

tif-CSI-NotificationToCSE.....identifier of [8] NULL
 DEFINED in MAP-MS-DataTypes : 1653

tmsi.....identifier of TMSI
 DEFINED in MAP-MS-DataTypes : 269

TMSI.....type reference OCTET STRING
 DEFINED in MAP-CommonDataTypes : 301
 USED in MAP-MS-DataTypes : 158 269
 USED in MAP-CommonDataTypes : 30 305

tmsi.....identifier of [1] TMSI
 DEFINED in MAP-CommonDataTypes : 305

tNoAnswer.....identifier of Named Number, 14
 DEFINED in MAP-MS-DataTypes : 1388

tooManyZoneCodes.....identifier of Named Number, 1
 DEFINED in MAP-MS-DataTypes : 1051

traceReference.....identifier of [1] TraceReference
 DEFINED in MAP-OM-DataTypes : 38

TraceReference.....type reference OCTET STRING
 DEFINED in MAP-OM-DataTypes : 44
 USED in MAP-OM-DataTypes : 38 56

traceReference.....identifier of [1] TraceReference
 DEFINED in MAP-OM-DataTypes : 56

traceType.....identifier of [2] TraceType
 DEFINED in MAP-OM-DataTypes : 39

TraceType.....type reference INTEGER
 DEFINED in MAP-OM-DataTypes : 46
 USED in MAP-OM-DataTypes : 39

tracingBufferFull.....value reference TracingBufferFull, CHOICE VALUE
 DEFINED in MAP-Protocol : 365

TracingBufferFull.....type reference ERROR
 DEFINED in MAP-Errors : 259
 USED in MAP-Protocol : 132 365
 USED in MAP-OperationAndMainte : 29 62
 USED in MAP-Errors : 40

tracingBufferFullParam.....identifier of TracingBufferFullParam
 DEFINED in MAP-Errors : 261

TracingBufferFullParam.....type reference SEQUENCE
 DEFINED in MAP-ER-DataTypes : 234
 USED in MAP-Errors : 121 261
 USED in MAP-ER-DataTypes : 32

TransactionID.....type reference OCTET STRING
 DEFINED in TCAPMessages : 100
 USED in TCAPMessages : 47 97 98

transferToThirdParty.....value reference SS-Code, '1100011'B
 DEFINED in MAP-SS-Code : 178

translatedB-Number.....identifier of [3] ISDN-AddressString
 DEFINED in MAP-CH-DataTypes : 388

translatedB-Number.....identifier of [1] ISDN-AddressString
 DEFINED in MAP-SS-DataTypes : 311

tripletList.....identifier of [0] TripletList
 DEFINED in MAP-MS-DataTypes : 293

TripletList.....type reference SEQUENCE OF
 DEFINED in MAP-MS-DataTypes : 296
 USED in MAP-MS-DataTypes : 293

ts3G-25413.....identifier of Named Number, 2

DEFINED in MAP-CommonDataTypes : 247

typeOfModification.....identifier of TypeOfModification
DEFINED in MAP-MS-DataTypes : 1714

TypeOfModification.....type reference ENUMERATED
DEFINED in MAP-MS-DataTypes : 1722

TAG R4.60 Cross Reference Listing for MAP-Protocol 2000-03-28 08:06:44
PAGE 97

```

USED in MAP-MS-DataTypes      : 1714

T-BcsmCamelTDPData.....type reference SEQUENCE
  DEFINED in MAP-MS-DataTypes  : 1376
  USED in MAP-MS-DataTypes     : 1369

t-BcsmCamelTDPDataList.....identifier of T-BcsmCamelTDPDataList
  DEFINED in MAP-MS-DataTypes  : 1359

T-BcsmCamelTDPDataList.....type reference SEQUENCE OF
  DEFINED in MAP-MS-DataTypes  : 1368
  USED in MAP-MS-DataTypes     : 1359

t-BcsmTriggerDetectionPoint.....identifier of T-BcsmTriggerDetectionPoint
  DEFINED in MAP-MS-DataTypes  : 1377

T-BcsmTriggerDetectionPoint.....type reference ENUMERATED
  DEFINED in MAP-MS-DataTypes  : 1384
  USED in MAP-MS-DataTypes     : 78 1213 1377

T-BCSM-CAMEL-TDP-Criteria.....type reference SEQUENCE
  DEFINED in MAP-MS-DataTypes  : 1212
  USED in MAP-MS-DataTypes     : 1201

t-BCSM-CAMEL-TDP-CriteriaList.....identifier of [8] T-BCSM-CAMEL-TDP-CriteriaList
  DEFINED in MAP-MS-DataTypes  : 1108

T-BCSM-CAMEL-TDP-CriteriaList.....type reference SEQUENCE OF
  DEFINED in MAP-MS-DataTypes  : 1200
  USED in MAP-MS-DataTypes     : 63 1108 1649 1651
  USED in MAP-CH-DataTypes     : 46 277

t-BCSM-CAMEL-TDP-CriteriaList.....identifier of [4] T-BCSM-CAMEL-TDP-CriteriaList
  DEFINED in MAP-MS-DataTypes  : 1649

t-BCSM-CAMEL-TDP-CriteriaList.....identifier of [4] T-BCSM-CAMEL-TDP-CriteriaList
  DEFINED in MAP-CH-DataTypes  : 277

t-BCSM-TriggerDetectionPoint.....identifier of T-BcsmTriggerDetectionPoint
  DEFINED in MAP-MS-DataTypes  : 1213

t-CauseValueCriteria.....identifier of [1] T-CauseValueCriteria
  DEFINED in MAP-MS-DataTypes  : 1215

T-CauseValueCriteria.....type reference SEQUENCE OF
  DEFINED in MAP-MS-DataTypes  : 1256
  USED in MAP-MS-DataTypes     : 1215

T-CSI.....type reference SEQUENCE
  DEFINED in MAP-MS-DataTypes  : 1358
  USED in MAP-MS-DataTypes     : 77 1107 1648 1650
  USED in MAP-CH-DataTypes     : 49 272

t-CSI.....identifier of Named Number, 1
  DEFINED in MAP-MS-DataTypes  : 1613

t-CSI.....identifier of [3] T-CSI
  DEFINED in MAP-MS-DataTypes  : 1648

t-CSI.....identifier of [0] T-CSI
  DEFINED in MAP-CH-DataTypes  : 272

uubFromBusyMS.....identifier of Named Number, 5
  DEFINED in MAP-CH-DataTypes  : 405

uubFromFreeMS.....identifier of Named Number, 4
  DEFINED in MAP-CH-DataTypes  : 404

umts-SecurityContextData.....identifier of [1] UMTS-SecurityContextData
  DEFINED in MAP-MS-DataTypes  : 318

UMTS-SecurityContextData.....type reference SEQUENCE
  DEFINED in MAP-MS-DataTypes  : 325
  USED in MAP-MS-DataTypes     : 318

```

unauthorisedMessageOriginator.....identifier of [1] NULL
DEFINED in MAP-ER-DataTypes : 114

unauthorizedLCSCClient.....value reference UnauthorizedLCSCClient, CHOICE VALUE
DEFINED in MAP-Protocol : 422

UnauthorizedLCSCClient.....type reference ERROR


```

    DEFINED in MAP-Errors : 426
    USED in MAP-Protocol : 163 422
    USED in MAP-LocationServiceOpe : 30 81
    USED in MAP-Errors : 86

    unauthorizedLCSCClient-Diagnostic.....identifier of [0] UnauthorizedLCSCClient-Diagnostic
    DEFINED in MAP-ER-DataTypes : 340

    UnauthorizedLCSCClient-Diagnostic.....type reference ENUMERATED
    DEFINED in MAP-ER-DataTypes : 344
    USED in MAP-ER-DataTypes : 340

    unauthorizedLCSCClient-Param.....identifier of UnauthorizedLCSCClient-Param
    DEFINED in MAP-Errors : 428

    UnauthorizedLCSCClient-Param.....type reference SEQUENCE
    DEFINED in MAP-ER-DataTypes : 339
    USED in MAP-Errors : 141 428
    USED in MAP-ER-DataTypes : 50

    unauthorizedRequestingNetwork.....value reference UnauthorizedRequestingNetwork, CHOICE
    VALUE
    DEFINED in MAP-Protocol : 421

    UnauthorizedRequestingNetwork.....type reference ERROR
    DEFINED in MAP-Errors : 421
    USED in MAP-Protocol : 162 421
    USED in MAP-LocationServiceOpe : 29 64 80 95
    USED in MAP-Errors : 85

    unauthorizedRequestingNetwork-Param....identifier of UnauthorizedRequestingNetwork-Param
    DEFINED in MAP-Errors : 423

    UnauthorizedRequestingNetwork-Param....type reference SEQUENCE
    DEFINED in MAP-ER-DataTypes : 335
    USED in MAP-Errors : 140 423
    USED in MAP-ER-DataTypes : 49

    undetermined.....identifier of Named Number, 0
    DEFINED in MAP-ER-DataTypes : 134

    unexpectedDataParam.....identifier of UnexpectedDataParam
    DEFINED in MAP-Errors : 175

    UnexpectedDataParam.....type reference SEQUENCE
    DEFINED in MAP-ER-DataTypes : 184
    USED in MAP-Errors : 111 175
    USED in MAP-ER-DataTypes : 22

    unexpectedDataValue.....value reference UnexpectedDataValue, CHOICE VALUE
    DEFINED in MAP-Protocol : 329

    UnexpectedDataValue.....type reference ERROR
    DEFINED in MAP-Errors : 173
    USED in MAP-Protocol : 118 329
    USED in MAP-MobileServiceOpera : 84 183 195 205 226 239 252 265 282
    302 316 340 356 367 392 403 422 436
    450 464 475
    USED in MAP-OperationAndMainte : 25 59 73 84
    USED in MAP-CallHandlingOperat : 32 89 112 127 138 150 162 176 185
    199 212
    USED in MAP-SupplementaryServi : 35 96 113 130 150 168 183 196 210
    225 248 259 276
    USED in MAP-ShortMessageServic : 29 74 89 102 119 130 144
    USED in MAP-Group-Call-Operati : 25 54
    USED in MAP-LocationServiceOpe : 25 60 74 93
    USED in MAP-Errors : 16

    unexpectedError.....identifier of Named Number, 3
    DEFINED in TCAPMessages : 199

    unexpectedLinkedOperation.....identifier of Named Number, 7
    DEFINED in TCAPMessages : 190

    unidentifiedSubParam.....identifier of UnidentifiedSubParam
    
```

```
DEFINED in MAP-Errors : 212
UnidentifiedSubParam.....type reference SEQUENCE
  DEFINED in MAP-ER-DataTypes : 214
  USED in MAP-Errors : 115 212
  USED in MAP-ER-DataTypes : 27
unidentifiedSubscriber.....value reference UnidentifiedSubscriber, CHOICE VALUE
```

```

        DEFINED in MAP-Protocol          :    340

UnidentifiedSubscriber.....type reference ERROR
    DEFINED in MAP-Errors                :    210
    USED in MAP-Protocol                 :    123    340
    USED in MAP-MobileServiceOpera      :     87    215    393    404
    USED in MAP-OperationAndMainte     :     28     61     75
    USED in MAP-CallHandlingOperat     :     49    161
    USED in MAP-ShortMessageServic     :     32    104
    USED in MAP-LocationServiceOpe     :     34     76
    USED in MAP-Errors                   :     25

unidirectional.....identifier of [APPLICATION 1] IMPLICIT Unidirectional
    DEFINED in TCAPMessages              :     52

Unidirectional.....type reference SEQUENCE
    DEFINED in TCAPMessages              :     58
    USED in TCAPMessages                 :     52

universal.....value reference SS-Code, '10110001'B
    DEFINED in MAP-SS-Code               :    161

unknownAlphabet.....value reference UnknownAlphabet, CHOICE VALUE
    DEFINED in MAP-Protocol              :    402

UnknownAlphabet.....type reference ERROR
    DEFINED in MAP-Errors                :    368
    USED in MAP-Protocol                 :    148    402
    USED in MAP-SupplementaryServi      :     48    184    200    214
    USED in MAP-Errors                   :     67

unknownEquipment.....value reference UnknownEquipment, CHOICE VALUE
    DEFINED in MAP-Protocol              :    341

UnknownEquipment.....type reference ERROR
    DEFINED in MAP-Errors                :    216
    USED in MAP-Protocol                 :    124    341
    USED in MAP-MobileServiceOpera      :     88    380
    USED in MAP-Errors                   :     26

unknownMSC.....value reference UnknownMSC, CHOICE VALUE
    DEFINED in MAP-Protocol              :    339

UnknownMSC.....type reference ERROR
    DEFINED in MAP-Errors                :    208
    USED in MAP-Protocol                 :    122    339
    USED in MAP-MobileServiceOpera      :     86    342
    USED in MAP-Errors                   :     24

unknownOrUnreachableLCSClient.....value reference UnknownOrUnreachableLCSClient, CHOICE
VALUE
    DEFINED in MAP-Protocol              :    424

UnknownOrUnreachableLCSClient.....type reference ERROR
    DEFINED in MAP-Errors                :    436
    USED in MAP-Protocol                 :    165    424
    USED in MAP-LocationServiceOpe     :     33     96
    USED in MAP-Errors                   :     88

unknownOrUnreachableLCSClient-Param....identifier of UnknownOrUnreachableLCSClient-Param
    DEFINED in MAP-Errors                :    438

UnknownOrUnreachableLCSClient-Param....type reference SEQUENCE
    DEFINED in MAP-ER-DataTypes         :    371
    USED in MAP-Errors                   :    143    438
    USED in MAP-ER-DataTypes           :     52

unknownServiceCentre.....identifier of Named Number, 3
    DEFINED in MAP-ER-DataTypes         :    143

unknownSubscriber.....value reference UnknownSubscriber, CHOICE VALUE
    DEFINED in MAP-Protocol              :    337

UnknownSubscriber.....type reference ERROR
    DEFINED in MAP-Errors                :    197
    
```

USED in MAP-Protocol :	120	337							
USED in MAP-MobileServiceOpera :	85	184	206	227	253	266	283	303	357
	368	423	437	451	465	476			
USED in MAP-OperationAndMainte :	27	85							
USED in MAP-CallHandlingOperat :	35	92	174	201	214				
USED in MAP-SupplementaryServi :	36	249							
USED in MAP-ShortMessageServic :	31	76	120	146					
USED in MAP-LocationServiceOpe :	27	62	94						

TAG R4.60 Cross Reference Listing for MAP-Protocol 2000-03-28 08:06:44
PAGE 100

USED in MAP-Errors : 22

unknownSubscriberDiagnostic.....identifier of UnknownSubscriberDiagnostic
DEFINED in MAP-ER-DataTypes : 199

UnknownSubscriberDiagnostic.....type reference ENUMERATED
DEFINED in MAP-ER-DataTypes : 201
USED in MAP-ER-DataTypes : 199

unknownSubscriberParam.....identifier of UnknownSubscriberParam
DEFINED in MAP-Errors : 199

UnknownSubscriberParam.....type reference SEQUENCE
DEFINED in MAP-ER-DataTypes : 196
USED in MAP-Errors : 113 199
USED in MAP-ER-DataTypes : 25

unrecognizedComponent.....identifier of Named Number, 0
DEFINED in TCAPMessages : 179

unrecognizedError.....identifier of Named Number, 2
DEFINED in TCAPMessages : 198

unrecognizedInvokeID.....identifier of Named Number, 0
DEFINED in TCAPMessages : 192

unrecognizedInvokeID.....identifier of Named Number, 0
DEFINED in TCAPMessages : 196

unrecognizedLinkedID.....identifier of Named Number, 5
DEFINED in TCAPMessages : 188

unrecognizedMessageType.....identifier of Named Number, 0
DEFINED in TCAPMessages : 103

unrecognizedOperation.....identifier of Named Number, 1
DEFINED in TCAPMessages : 184

unrecognizedTransactionID.....identifier of Named Number, 1
DEFINED in TCAPMessages : 104

unstructuredSS-Notify.....value reference UnstructuredSS-Notify, CHOICE VALUE
DEFINED in MAP-Protocol : 251

UnstructuredSS-Notify.....type reference OPERATION
DEFINED in MAP-SupplementaryServi : 203
USED in MAP-Protocol : 76 251
USED in MAP-SupplementaryServi : 20

unstructuredSS-Request.....value reference UnstructuredSS-Request, CHOICE VALUE
DEFINED in MAP-Protocol : 250

UnstructuredSS-Request.....type reference OPERATION
DEFINED in MAP-SupplementaryServi : 187
USED in MAP-Protocol : 75 250
USED in MAP-SupplementaryServi : 19

updateGprsLocation.....value reference UpdateGprsLocation, CHOICE VALUE
DEFINED in MAP-Protocol : 300

UpdateGprsLocation.....type reference OPERATION
DEFINED in MAP-MobileServiceOpera : 219
USED in MAP-Protocol : 16 300
USED in MAP-MobileServiceOpera : 21

updateGprsLocationArg.....identifier of UpdateGprsLocationArg
DEFINED in MAP-MobileServiceOpera : 221

UpdateGprsLocationArg.....type reference SEQUENCE
DEFINED in MAP-MS-DataTypes : 369
USED in MAP-MobileServiceOpera : 120 221
USED in MAP-MS-DataTypes : 24

updateGprsLocationRes.....identifier of UpdateGprsLocationRes
DEFINED in MAP-MobileServiceOpera : 223

UpdateGprsLocationRes.....type reference SEQUENCE
 DEFINED in MAP-MS-DataTypes : 388
 USED in MAP-MobileServiceOpera : 121 223
 USED in MAP-MS-DataTypes : 25

updateLocation.....value reference UpdateLocation, CHOICE VALUE

TAG R4.60 Cross Reference Listing for MAP-Protocol 2000-03-28 08:06:44
PAGE 101

```

DEFINED in MAP-Protocol : 179

UpdateLocation.....type reference OPERATION
  DEFINED in MAP-MobileServiceOpera : 175
  USED in MAP-Protocol : 12 179
  USED in MAP-MobileServiceOpera : 15

updateLocationArg.....identifier of UpdateLocationArg
  DEFINED in MAP-MobileServiceOpera : 177

UpdateLocationArg.....type reference SEQUENCE
  DEFINED in MAP-MS-DataTypes : 196
  USED in MAP-MobileServiceOpera : 112 177
  USED in MAP-MS-DataTypes : 16

updateLocationRes.....identifier of UpdateLocationRes
  DEFINED in MAP-MobileServiceOpera : 179

UpdateLocationRes.....type reference SEQUENCE
  DEFINED in MAP-MS-DataTypes : 231
  USED in MAP-MobileServiceOpera : 113 179
  USED in MAP-MS-DataTypes : 17

updateProcedure.....identifier of Named Number, 0
  DEFINED in MAP-MS-DataTypes : 245

uplinkFree.....identifier of [3] NULL
  DEFINED in MAP-GR-DataTypes : 57

uplinkRejectCommand.....identifier of [2] NULL
  DEFINED in MAP-GR-DataTypes : 79

uplinkReleaseCommand.....identifier of [4] NULL
  DEFINED in MAP-GR-DataTypes : 81

uplinkReleaseIndication.....identifier of [1] NULL
  DEFINED in MAP-GR-DataTypes : 78

uplinkReleaseIndication.....identifier of [1] NULL
  DEFINED in MAP-GR-DataTypes : 87

uplinkRequest.....identifier of [0] NULL
  DEFINED in MAP-GR-DataTypes : 86

uplinkRequestAck.....identifier of [0] NULL
  DEFINED in MAP-GR-DataTypes : 77

uplinkSeizedCommand.....identifier of [3] NULL
  DEFINED in MAP-GR-DataTypes : 80

ussd-Arg.....identifier of USSD-Arg
  DEFINED in MAP-SupplementaryServi : 177

ussd-Arg.....identifier of USSD-Arg
  DEFINED in MAP-SupplementaryServi : 189

ussd-Arg.....identifier of USSD-Arg
  DEFINED in MAP-SupplementaryServi : 205

USSD-Arg.....type reference SEQUENCE
  DEFINED in MAP-SS-DataTypes : 220
  USED in MAP-SupplementaryServi : 64 177 189 205
  USED in MAP-SS-DataTypes : 20

ussd-Busy.....value reference USSD-Busy, CHOICE VALUE
  DEFINED in MAP-Protocol : 403

USSD-Busy.....type reference ERROR
  DEFINED in MAP-Errors : 370
  USED in MAP-Protocol : 149 403
  USED in MAP-SupplementaryServi : 49 201 215
  USED in MAP-Errors : 68

ussd-DataCodingScheme.....identifier of USSD-DataCodingScheme
  DEFINED in MAP-SS-DataTypes : 221

```

ussd-DataCodingScheme.....identifier of USSD-DataCodingScheme
DEFINED in MAP-SS-DataTypes : 228

USSD-DataCodingScheme.....type reference OCTET STRING
DEFINED in MAP-SS-DataTypes : 232
USED in MAP-SS-DataTypes : 22 221 228

TAG R4.60 Cross Reference Listing for MAP-Protocol 2000-03-28 08:06:44
 PAGE 102

```

    USED in MAP-LCS-DataTypes      :      44   119

ussd-Res.....identifier of USSD-Res
  DEFINED in MAP-SupplementaryServi :    179

ussd-Res.....identifier of USSD-Res
  DEFINED in MAP-SupplementaryServi :    191

USSD-Res.....type reference SEQUENCE
  DEFINED in MAP-SS-DataTypes      :    227
  USED in MAP-SupplementaryServi   :     65   179   191
  USED in MAP-SS-DataTypes         :     21

ussd-String.....identifier of USSD-String
  DEFINED in MAP-SS-DataTypes      :    222

ussd-String.....identifier of USSD-String
  DEFINED in MAP-SS-DataTypes      :    229

USSD-String.....type reference OCTET STRING
  DEFINED in MAP-SS-DataTypes      :    237
  USED in MAP-SS-DataTypes         :     23   222   229
  USED in MAP-LCS-DataTypes        :     45   128

uui.....identifier of [1] UUI
  DEFINED in MAP-CH-DataTypes      :    240

UUI.....type reference OCTET STRING
  DEFINED in MAP-CH-DataTypes      :    248
  USED in MAP-CH-DataTypes         :    240

uuIndicator.....identifier of [0] UUIndicator
  DEFINED in MAP-CH-DataTypes      :    239

UUIndicator.....type reference OCTET STRING
  DEFINED in MAP-CH-DataTypes      :    245
  USED in MAP-CH-DataTypes         :    239

uus1.....value reference SS-Code, '10000001'B
  DEFINED in MAP-SS-Code           :    110

uus2.....value reference SS-Code, '10000010'B
  DEFINED in MAP-SS-Code           :    112

uus3.....value reference SS-Code, '10000011'B
  DEFINED in MAP-SS-Code           :    114

uusCFInteraction.....identifier of [2] NULL
  DEFINED in MAP-CH-DataTypes      :    241

uu-Data.....identifier of [10] UU-Data
  DEFINED in MAP-CH-DataTypes      :    233

UU-Data.....type reference SEQUENCE
  DEFINED in MAP-CH-DataTypes      :    238
  USED in MAP-CH-DataTypes         :    233

valueAddedServices.....identifier of Named Number, 1
  DEFINED in MAP-LCS-DataTypes      :    109

VBSDataList.....type reference SEQUENCE OF
  DEFINED in MAP-MS-DataTypes      :    1461
  USED in MAP-MS-DataTypes         :     764

vbsGroupIndication.....identifier of [7] NULL
  DEFINED in MAP-MS-DataTypes      :    1063

vbsSubscriptionData.....identifier of [11] VBSDataList
  DEFINED in MAP-MS-DataTypes      :     764

verticalCoordinateRequest.....identifier of [1] NULL
  DEFINED in MAP-LCS-DataTypes      :    139

vertical-accuracy.....identifier of [2] Vertical-Accuracy
  DEFINED in MAP-LCS-DataTypes      :    140
  
```

Vertical-Accuracy.....type reference OCTET STRING
 DEFINED in MAP-LCS-DataTypes : 148
 USED in MAP-LCS-DataTypes : 140

VGCSDataList.....type reference SEQUENCE OF
 DEFINED in MAP-MS-DataTypes : 1464

TAG R4.60 Cross Reference Listing for MAP-Protocol 2000-03-28 08:06:44
 PAGE 103

```

    USED in MAP-MS-DataTypes      :      765

vgcsGroupIndication.....identifier of [8] NULL
  DEFINED in MAP-MS-DataTypes    :      1064

vgcsSubscriptionData.....identifier of [12] VGCSDataList
  DEFINED in MAP-MS-DataTypes    :      765

vlr.....identifier of Named Number, 2
  DEFINED in MAP-CommonDataTypes :      341

vlrCamelSubscriptionInfo.....identifier of [13] VlrCamelSubscriptionInfo
  DEFINED in MAP-MS-DataTypes    :      766

VlrCamelSubscriptionInfo.....type reference SEQUENCE
  DEFINED in MAP-MS-DataTypes    :      1098
  USED in MAP-MS-DataTypes      :      766

vlr-Capability.....identifier of [6] VLR-Capability
  DEFINED in MAP-MS-DataTypes    :      204

VLR-Capability.....type reference SEQUENCE
  DEFINED in MAP-MS-DataTypes    :      206
  USED in MAP-MS-DataTypes      :      204 1451

vlr-Capability.....identifier of [6] VLR-Capability
  DEFINED in MAP-MS-DataTypes    :      1451

vlr-Number.....identifier of ISDN-AddressString
  DEFINED in MAP-MS-DataTypes    :      200

vlr-Number.....identifier of [0] ISDN-AddressString
  DEFINED in MAP-MS-DataTypes    :      257

vlr-number.....identifier of [1] ISDN-AddressString
  DEFINED in MAP-MS-DataTypes    :      1518

vmsc.....identifier of Named Number, 5
  DEFINED in MAP-CommonDataTypes :      344

vmsc-Address.....identifier of [2] ISDN-AddressString
  DEFINED in MAP-CH-DataTypes    :      157

voiceBroadcastCall.....value reference TeleserviceCode, '10010010'B
  DEFINED in MAP-TS-Code         :      69

VoiceBroadcastData.....type reference SEQUENCE
  DEFINED in MAP-MS-DataTypes    :      1476
  USED in MAP-MS-DataTypes      :      1462

voiceGroupCall.....value reference TeleserviceCode, '10010001'B
  DEFINED in MAP-TS-Code         :      68

VoiceGroupCallData.....type reference SEQUENCE
  DEFINED in MAP-MS-DataTypes    :      1471
  USED in MAP-MS-DataTypes      :      1465

vplmnAddressAllowed.....identifier of [19] NULL
  DEFINED in MAP-MS-DataTypes    :      596

vt-BCSM-CAMEL-TDP-CriteriaList.....identifier of [6] T-BCSM-CAMEL-TDP-CriteriaList
  DEFINED in MAP-MS-DataTypes    :      1651

vt-CSI.....identifier of [7] T-CSI
  DEFINED in MAP-MS-DataTypes    :      1107

vt-CSI.....identifier of Named Number, 2
  DEFINED in MAP-MS-DataTypes    :      1614

vt-CSI.....identifier of [5] T-CSI
  DEFINED in MAP-MS-DataTypes    :      1650

whiteListed.....identifier of Named Number, 0
  DEFINED in MAP-MS-DataTypes    :      530
  
```

wrongNetworkSignature.....identifier of Named Number, 1
DEFINED in MAP-MS-DataTypes : 365

wrongPasswordAttemptsCounter.....identifier of WrongPasswordAttemptsCounter
DEFINED in MAP-MS-DataTypes : 1631

WrongPasswordAttemptsCounter.....type reference INTEGER

```

DEFINED in MAP-MS-DataTypes      : 1636
USED in MAP-MS-DataTypes         : 1631 1693 1765

wrongPasswordAttemptsCounter.....identifier of [4] WrongPasswordAttemptsCounter
DEFINED in MAP-MS-DataTypes      : 1693

wrongPasswordAttemptsCounter.....identifier of [3] WrongPasswordAttemptsCounter
DEFINED in MAP-MS-DataTypes      : 1765

wrongUserResponse.....identifier of Named Number, 0
DEFINED in MAP-MS-DataTypes      : 364

xres.....identifier of XRES
DEFINED in MAP-MS-DataTypes      : 310

XRES.....type reference OCTET STRING
DEFINED in MAP-MS-DataTypes      : 337
USED in MAP-MS-DataTypes         : 310

ZoneCode.....type reference OCTET STRING
DEFINED in MAP-MS-DataTypes      : 1034
USED in MAP-MS-DataTypes         : 1032 1062

ZoneCodeList.....type reference SEQUENCE OF
DEFINED in MAP-MS-DataTypes      : 1031
USED in MAP-MS-DataTypes         : 58 763

zoneCodesConflict.....identifier of Named Number, 2
DEFINED in MAP-MS-DataTypes      : 1052

```

Annex B (informative): Fully expanded ASN.1 sources for abstract syntaxes of MAP

Annex B is not part of the standard, it is included for information purposes only.

For every (Value)Assignment in the root ASN.1 module all the used defined types and defined values, which are defined within the ASN.1 module or imported from ASN.1 modules, are replaced by the constructs this type or value is composed of.

The fully expanded ASN.1 root module is itself a correct and equivalent representation of the MAP-Protocol.

It allows to see at all the parameters, including all nested ones for a specific operationcode or errorcode at once.

Note that for those operations which use a result without parameters the keyword RESULT is not shown. Empty results are only defined in the ASN.1 description in clause 17.

B.1 Fully Expanded ASN.1 Source of MAP- Protocol/TCAPMessages

```
-- Expanded ASN1 Module 'MAP-Protocol'
--SIEMENS ASN.1 Compiler      R4.60 (46-00-01)
-- Date: 2000-03-28 Time: 08:06:44

MAP-Protocol{ 0 identified-organization (4) etsi (0) mobileDomain (0) gsm-Network (1) modules (3)
map-Protocol (4) version6 (6) }

DEFINITIONS

 ::=

BEGIN

updateLocation OPERATION
  ARGUMENT
    updateLocationArg SEQUENCE {
      imsi                OCTET STRING ( SIZE (3 .. 8) ),
      msc-Number          [1] IMPLICIT OCTET STRING ( SIZE (1 .. 9) ),
      vlr-Number          OCTET STRING ( SIZE (1 .. 9) ),
      lmsi                [10] IMPLICIT OCTET STRING ( SIZE (4) ) OPTIONAL,
      extensionContainer SEQUENCE {
        privateExtensionList [0] IMPLICIT SEQUENCE ( SIZE (1 .. 10) ) OF
          SEQUENCE {
            extId          MAP-EXTENSION .&extensionId ( {
              '...'} ) ,
            extType        MAP-EXTENSION .&ExtensionType ( {
              '...'} { @extId } ) OPTIONAL} OPTIONAL,
            pcs-Extensions [1] IMPLICIT SEQUENCE {
              ... } OPTIONAL,
              ... } OPTIONAL,
              ... } OPTIONAL,
            ... ,
            vlr-Capability [6] IMPLICIT SEQUENCE {
              supportedCamelPhases [0] IMPLICIT BIT STRING {
                phase1 (0) ,
                phase2 (1) ,
                phase3 (2) } ( SIZE (1 .. 16) ) OPTIONAL,
              extensionContainer SEQUENCE {
                privateExtensionList [0] IMPLICIT SEQUENCE ( SIZE (1 .. 10) ) OF
                  SEQUENCE {
                    extId          MAP-EXTENSION .&extensionId ( {
                      '...'} ) ,
                    extType        MAP-EXTENSION .&ExtensionType ( {
```

```

        ... } { @extId } ) OPTIONAL} OPTIONAL,
pcs-Extensions [1] IMPLICIT SEQUENCE {
    ... } OPTIONAL,
    ... } OPTIONAL,
... ,
solsaSupportIndicator [2] IMPLICIT NULL OPTIONAL,
istSupportIndicator [1] IMPLICIT ENUMERATED {
    basicISTSupported (0 ),
    istCommandSupported (1 ),
    ... } OPTIONAL,
superChargerSupportedInServingNetworkEntity [3] CHOICE {
    sendSubscriberData [0] IMPLICIT NULL,
    subscriberDataStored [1] IMPLICIT OCTET STRING ( SIZE ( 1 .. 6 ) )} OPTIONAL,
longFTN-Supported [4] IMPLICIT NULL OPTIONAL} OPTIONAL}
RESULT
updateLocationRes SEQUENCE {
    hlr-Number OCTET STRING ( SIZE ( 1 .. 9 ) ),
    extensionContainer SEQUENCE {
        privateExtensionList [0] IMPLICIT SEQUENCE ( SIZE ( 1 .. 10 ) ) OF
            SEQUENCE {
                extId MAP-EXTENSION .&extensionId ( {
                    '... } ) ,
                extType MAP-EXTENSION .&ExtensionType ( {
                    '... } { @extId } ) OPTIONAL} OPTIONAL,
        pcs-Extensions [1] IMPLICIT SEQUENCE {
            ... } OPTIONAL,
            ... } OPTIONAL,
        ... }
ERRORS {
-- systemFailure -- localValue : 34,
-- dataMissing -- localValue : 35,
-- unexpectedDataValue -- localValue : 36,
-- unknownSubscriber -- localValue : 1,
-- roamingNotAllowed -- localValue : 8}
:= localValue : 2

cancelLocation OPERATION
ARGUMENT
cancelLocationArg [3] IMPLICIT SEQUENCE {
    identity CHOICE {
        imsi OCTET STRING ( SIZE ( 3 .. 8 ) ),
        imsi-WithLMSI SEQUENCE {
            imsi OCTET STRING ( SIZE ( 3 .. 8 ) ),
            lmsi OCTET STRING ( SIZE ( 4 ) ),
            ... }},
    cancellationType ENUMERATED {
        updateProcedure (0 ),
        subscriptionWithdraw (1 ),
        ... } OPTIONAL,
    extensionContainer SEQUENCE {
        privateExtensionList [0] IMPLICIT SEQUENCE ( SIZE ( 1 .. 10 ) ) OF
            SEQUENCE {
                extId MAP-EXTENSION .&extensionId ( {
                    '... } ) ,
                extType MAP-EXTENSION .&ExtensionType ( {
                    '... } { @extId } ) OPTIONAL} OPTIONAL,
        pcs-Extensions [1] IMPLICIT SEQUENCE {
            ... } OPTIONAL,
            ... } OPTIONAL,
        ... }
RESULT
cancelLocationRes SEQUENCE {
    extensionContainer SEQUENCE {
        privateExtensionList [0] IMPLICIT SEQUENCE ( SIZE ( 1 .. 10 ) ) OF
            SEQUENCE {
                extId MAP-EXTENSION .&extensionId ( {
                    '... } ) ,
                extType MAP-EXTENSION .&ExtensionType ( {
                    '... } { @extId } ) OPTIONAL} OPTIONAL,
        pcs-Extensions [1] IMPLICIT SEQUENCE {
            ... } OPTIONAL,

```

```

        ... } OPTIONAL,
        ... }
ERRORS {
    -- dataMissing -- localValue : 35,
    -- unexpectedDataValue -- localValue : 36}
 ::= localValue : 3

purgeMS OPERATION
ARGUMENT
    purgeMS-Arg [3] IMPLICIT SEQUENCE {
        imsi OCTET STRING ( SIZE ( 3 .. 8 ) ),
        vlr-Number [0] IMPLICIT OCTET STRING ( SIZE ( 1 .. 9 ) ) OPTIONAL,
        sgsn-Number [1] IMPLICIT OCTET STRING ( SIZE ( 1 .. 9 ) ) OPTIONAL,
        extensionContainer SEQUENCE {
            privateExtensionList [0] IMPLICIT SEQUENCE ( SIZE ( 1 .. 10 ) ) OF
                SEQUENCE {
                    extId MAP-EXTENSION .&extensionId ( {
                        '
                        ... } ) ,
                    extType MAP-EXTENSION .&ExtensionType ( {
                        '
                        ... } { @extId } ) OPTIONAL} OPTIONAL,
            pcs-Extensions [1] IMPLICIT SEQUENCE {
                ... } OPTIONAL,
                ... } OPTIONAL,
                ... }
RESULT
    purgeMS-Res SEQUENCE {
        freezeTMSI [0] IMPLICIT NULL OPTIONAL,
        freezeP-TMSI [1] IMPLICIT NULL OPTIONAL,
        extensionContainer SEQUENCE {
            privateExtensionList [0] IMPLICIT SEQUENCE ( SIZE ( 1 .. 10 ) ) OF
                SEQUENCE {
                    extId MAP-EXTENSION .&extensionId ( {
                        '
                        ... } ) ,
                    extType MAP-EXTENSION .&ExtensionType ( {
                        '
                        ... } { @extId } ) OPTIONAL} OPTIONAL,
            pcs-Extensions [1] IMPLICIT SEQUENCE {
                ... } OPTIONAL,
                ... } OPTIONAL,
                ... }
ERRORS {
    -- dataMissing -- localValue : 35,
    -- unexpectedDataValue -- localValue : 36,
    -- unknownSubscriber -- localValue : 1}
 ::= localValue : 67

sendIdentification OPERATION
ARGUMENT
    sendIdentificationArg SEQUENCE {
        tmsi OCTET STRING ( SIZE ( 1 .. 4 ) ),
        numberOfRequestedVectors INTEGER ( 1 .. 5 ) OPTIONAL,
        segmentationProhibited NULL OPTIONAL,
        extensionContainer SEQUENCE {
            privateExtensionList [0] IMPLICIT SEQUENCE ( SIZE ( 1 .. 10 ) ) OF
                SEQUENCE {
                    extId MAP-EXTENSION .&extensionId ( {
                        '
                        ... } ) ,
                    extType MAP-EXTENSION .&ExtensionType ( {
                        '
                        ... } { @extId } ) OPTIONAL} OPTIONAL,
            pcs-Extensions [1] IMPLICIT SEQUENCE {
                ... } OPTIONAL,
                ... } OPTIONAL,
                ... }
RESULT
    sendIdentificationRes [3] IMPLICIT SEQUENCE {
        imsi OCTET STRING ( SIZE ( 3 .. 8 ) ) OPTIONAL,
        authenticationSetList CHOICE {
            tripletList [0] IMPLICIT SEQUENCE ( SIZE ( 1 .. 5 ) ) OF
                SEQUENCE {
                    rand OCTET STRING ( SIZE ( 16 ) ),
                    sres OCTET STRING ( SIZE ( 4 ) ),
                    kc OCTET STRING ( SIZE ( 8 ) ),
                    ... },

```



```

... }
RESULT
  prepareHO-Res [3] IMPLICIT SEQUENCE {
    handoverNumber          [0] IMPLICIT OCTET STRING ( SIZE (1 .. 9 ) ) OPTIONAL,
    relocationNumberList    [1] IMPLICIT SEQUENCE ( SIZE (1 .. 7 ) ) OF
      SEQUENCE {
        handoverNumber      OCTET STRING ( SIZE (1 .. 9 ) ),
        rab-Id              INTEGER ( 1 .. 256 ),
        ... } OPTIONAL,
    an-APDU                 [2] IMPLICIT SEQUENCE {
      accessNetworkProtocolId  ENUMERATED {
        gsm-0806      (1 ),
        ts3G-25413   (2 ),
        ... },
      signalInfo            OCTET STRING ( SIZE (1 .. 200 ) ),
      extensionContainer    SEQUENCE {
        privateExtensionList [0] IMPLICIT SEQUENCE ( SIZE (1 .. 10 ) ) OF
          SEQUENCE {
            extId          MAP-EXTENSION .&extensionId ( {
              '
              ... } ) ,
            extType       MAP-EXTENSION .&ExtensionType ( {
              '
              ... } { @extId } ) OPTIONAL} OPTIONAL,
            pcs-Extensions [1] IMPLICIT SEQUENCE {
              ... } OPTIONAL,
              ... } OPTIONAL,
              ... } OPTIONAL,
            ... } OPTIONAL,
          multicallBearerInfo [3] IMPLICIT INTEGER ( 1 .. 7 ) OPTIONAL,
          multipleBearerNotSupported NULL OPTIONAL,
          extensionContainer [4] IMPLICIT SEQUENCE {
            privateExtensionList [0] IMPLICIT SEQUENCE ( SIZE (1 .. 10 ) ) OF
              SEQUENCE {
                extId          MAP-EXTENSION .&extensionId ( {
                  '
                  ... } ) ,
                extType       MAP-EXTENSION .&ExtensionType ( {
                  '
                  ... } { @extId } ) OPTIONAL} OPTIONAL,
                pcs-Extensions [1] IMPLICIT SEQUENCE {
                  ... } OPTIONAL,
                  ... } OPTIONAL,
                  ... } OPTIONAL,
                ... }
              ... }
            ERRORS {
              -- systemFailure -- localValue : 34,
              -- dataMissing -- localValue : 35,
              -- unexpectedDataValue -- localValue : 36,
              -- noHandoverNumberAvailable -- localValue : 25}
            ::= localValue : 68

sendEndSignal OPERATION
  ARGUMENT
    sendEndSignal-Arg SEQUENCE {
      an-APDU          SEQUENCE {
        accessNetworkProtocolId  ENUMERATED {
          gsm-0806      (1 ),
          ts3G-25413   (2 ),
          ... },
        signalInfo            OCTET STRING ( SIZE (1 .. 200 ) ),
        extensionContainer    SEQUENCE {
          privateExtensionList [0] IMPLICIT SEQUENCE ( SIZE (1 .. 10 ) ) OF
            SEQUENCE {
              extId          MAP-EXTENSION .&extensionId ( {
                '
                ... } ) ,
              extType       MAP-EXTENSION .&ExtensionType ( {
                '
                ... } { @extId } ) OPTIONAL} OPTIONAL,
              pcs-Extensions [1] IMPLICIT SEQUENCE {
                ... } OPTIONAL,
                ... } OPTIONAL,
                ... } OPTIONAL,
              ... },
            extensionContainer [0] IMPLICIT SEQUENCE {
              privateExtensionList [0] IMPLICIT SEQUENCE ( SIZE (1 .. 10 ) ) OF
                SEQUENCE {
                  extId          MAP-EXTENSION .&extensionId ( {
                    '
                    ... } ) ,

```

```

        extType      MAP-EXTENSION .&ExtensionType ( {
            '... } { @extId } ) OPTIONAL} OPTIONAL,
    pcs-Extensions  [1] IMPLICIT SEQUENCE {
        ... } OPTIONAL,
    ... } OPTIONAL,
    ... }
RESULT
sendEndSignal-Res SEQUENCE {
    extensionContainer [0] IMPLICIT SEQUENCE {
        privateExtensionList [0] IMPLICIT SEQUENCE ( SIZE ( 1 .. 10 ) ) OF
            SEQUENCE {
                extId      MAP-EXTENSION .&extensionId ( {
                    '... } ) ,
                extType    MAP-EXTENSION .&ExtensionType ( {
                    '... } { @extId } ) OPTIONAL} OPTIONAL,
            pcs-Extensions [1] IMPLICIT SEQUENCE {
                ... } OPTIONAL,
            ... } OPTIONAL,
            ... }
 ::= localValue : 29

processAccessSignalling OPERATION
ARGUMENT
    processAccessSignalling-Arg SEQUENCE {
        an-APDU SEQUENCE {
            accessNetworkProtocolId ENUMERATED {
                gsm-0806 ( 1 ),
                ts3G-25413 ( 2 ),
                ... },
            signalInfo OCTET STRING ( SIZE ( 1 .. 200 ) ),
            extensionContainer SEQUENCE {
                privateExtensionList [0] IMPLICIT SEQUENCE ( SIZE ( 1 .. 10 ) ) OF
                    SEQUENCE {
                        extId      MAP-EXTENSION .&extensionId ( {
                            '... } ) ,
                        extType    MAP-EXTENSION .&ExtensionType ( {
                            '... } { @extId } ) OPTIONAL} OPTIONAL,
                    pcs-Extensions [1] IMPLICIT SEQUENCE {
                        ... } OPTIONAL,
                        ... } OPTIONAL,
                        ... },
                extensionContainer [0] IMPLICIT SEQUENCE {
                    privateExtensionList [0] IMPLICIT SEQUENCE ( SIZE ( 1 .. 10 ) ) OF
                        SEQUENCE {
                            extId      MAP-EXTENSION .&extensionId ( {
                                '... } ) ,
                            extType    MAP-EXTENSION .&ExtensionType ( {
                                '... } { @extId } ) OPTIONAL} OPTIONAL,
                                pcs-Extensions [1] IMPLICIT SEQUENCE {
                                    ... } OPTIONAL,
                                    ... } OPTIONAL,
                                    ... }
 ::= localValue : 33

forwardAccessSignalling OPERATION
ARGUMENT
    forwardAccessSignalling-Arg SEQUENCE {
        an-APDU SEQUENCE {
            accessNetworkProtocolId ENUMERATED {
                gsm-0806 ( 1 ),
                ts3G-25413 ( 2 ),
                ... },
            signalInfo OCTET STRING ( SIZE ( 1 .. 200 ) ),
            extensionContainer SEQUENCE {
                privateExtensionList [0] IMPLICIT SEQUENCE ( SIZE ( 1 .. 10 ) ) OF
                    SEQUENCE {
                        extId      MAP-EXTENSION .&extensionId ( {
                            '... } ) ,
                        extType    MAP-EXTENSION .&ExtensionType ( {

```

```

        ... } { @extId } ) OPTIONAL} OPTIONAL,
    pcs-Extensions [1] IMPLICIT SEQUENCE {
        ... } OPTIONAL,
        ... } OPTIONAL,
    ... },
extensionContainer [0] IMPLICIT SEQUENCE {
    privateExtensionList [0] IMPLICIT SEQUENCE ( SIZE ( 1 .. 10 ) ) OF
        SEQUENCE {
            extId MAP-EXTENSION .&extensionId ( {
                '...'} ) ,
            extType MAP-EXTENSION .&ExtensionType ( {
                '...'} { @extId } ) OPTIONAL} OPTIONAL,
        pcs-Extensions [1] IMPLICIT SEQUENCE {
            ... } OPTIONAL,
            ... } OPTIONAL,
        ... }
} ::= localValue : 34

prepareSubsequentHandover OPERATION
ARGUMENT
    prepareSubsequentHO-Arg [3] IMPLICIT SEQUENCE {
        targetCellId [0] IMPLICIT OCTET STRING ( SIZE ( 5 .. 7 ) ),
        targetMSC-Number [1] IMPLICIT OCTET STRING ( SIZE ( 1 .. 9 ) ),
        targetRNCId [2] IMPLICIT OCTET STRING ( SIZE ( 5 ) ) OPTIONAL,
        an-APDU [3] IMPLICIT SEQUENCE {
            accessNetworkProtocolId ENUMERATED {
                gsm-0806 ( 1 ),
                ts3G-25413 ( 2 ),
                ... },
            signalInfo OCTET STRING ( SIZE ( 1 .. 200 ) ),
            extensionContainer SEQUENCE {
                privateExtensionList [0] IMPLICIT SEQUENCE ( SIZE ( 1 .. 10 ) ) OF
                    SEQUENCE {
                        extId MAP-EXTENSION .&extensionId ( {
                            '...'} ) ,
                        extType MAP-EXTENSION .&ExtensionType ( {
                            '...'} { @extId } ) OPTIONAL} OPTIONAL,
                    pcs-Extensions [1] IMPLICIT SEQUENCE {
                        ... } OPTIONAL,
                        ... } OPTIONAL,
                    ... } OPTIONAL,
                extensionContainer [4] IMPLICIT SEQUENCE {
                    privateExtensionList [0] IMPLICIT SEQUENCE ( SIZE ( 1 .. 10 ) ) OF
                        SEQUENCE {
                            extId MAP-EXTENSION .&extensionId ( {
                                '...'} ) ,
                            extType MAP-EXTENSION .&ExtensionType ( {
                                '...'} { @extId } ) OPTIONAL} OPTIONAL,
                        pcs-Extensions [1] IMPLICIT SEQUENCE {
                            ... } OPTIONAL,
                            ... } OPTIONAL,
                        ... }
                    }
            }
        }
    }
RESULT
    prepareSubsequentHO-Res SEQUENCE {
        an-APDU SEQUENCE {
            accessNetworkProtocolId ENUMERATED {
                gsm-0806 ( 1 ),
                ts3G-25413 ( 2 ),
                ... },
            signalInfo OCTET STRING ( SIZE ( 1 .. 200 ) ),
            extensionContainer SEQUENCE {
                privateExtensionList [0] IMPLICIT SEQUENCE ( SIZE ( 1 .. 10 ) ) OF
                    SEQUENCE {
                        extId MAP-EXTENSION .&extensionId ( {
                            '...'} ) ,
                        extType MAP-EXTENSION .&ExtensionType ( {
                            '...'} { @extId } ) OPTIONAL} OPTIONAL,
                    pcs-Extensions [1] IMPLICIT SEQUENCE {
                        ... } OPTIONAL,
                        ... } OPTIONAL,
                    ... }
                }
            }
        }
    }

```

```

... },
extensionContainer [0] IMPLICIT SEQUENCE {
  privateExtensionList [0] IMPLICIT SEQUENCE ( SIZE ( 1 .. 10 ) ) OF
    SEQUENCE {
      extId      MAP-EXTENSION .&extensionId ( {
        '
        ... } ) ,
      extType    MAP-EXTENSION .&ExtensionType ( {
        '
        ... } { @extId } ) OPTIONAL} OPTIONAL,
  pcs-Extensions [1] IMPLICIT SEQUENCE {
    ... } OPTIONAL,
  ... } OPTIONAL,
  ... }
ERRORS {
  -- unexpectedDataValue -- localValue : 36,
  -- dataMissing -- localValue : 35,
  -- unknownMSC -- localValue : 3,
  -- subsequentHandoverFailure -- localValue : 26}
::= localValue : 69

sendAuthenticationInfo OPERATION
ARGUMENT
  sendAuthenticationInfoArg SEQUENCE {
    imsi [0] IMPLICIT OCTET STRING ( SIZE ( 3 .. 8 ) ),
    numberOfRequestedVectors INTEGER ( 1 .. 5 ) OPTIONAL,
    segmentationProhibited NULL OPTIONAL,
    immediateResponsePreferred [1] IMPLICIT NULL OPTIONAL,
    re-synchronisationInfo SEQUENCE {
      rand OCTET STRING ( SIZE ( 16 ) ),
      auts OCTET STRING ( SIZE ( 12 .. 16 ) ),
      ... } OPTIONAL,
    extensionContainer [2] IMPLICIT SEQUENCE {
      privateExtensionList [0] IMPLICIT SEQUENCE ( SIZE ( 1 .. 10 ) ) OF
        SEQUENCE {
          extId      MAP-EXTENSION .&extensionId ( {
            '
            ... } ) ,
          extType    MAP-EXTENSION .&ExtensionType ( {
            '
            ... } { @extId } ) OPTIONAL} OPTIONAL,
      pcs-Extensions [1] IMPLICIT SEQUENCE {
        ... } OPTIONAL,
      ... } OPTIONAL,
      ... }
RESULT
  sendAuthenticationInfoRes [3] IMPLICIT SEQUENCE {
    authenticationSetList CHOICE {
      tripletList [0] IMPLICIT SEQUENCE ( SIZE ( 1 .. 5 ) ) OF
        SEQUENCE {
          rand OCTET STRING ( SIZE ( 16 ) ),
          sres OCTET STRING ( SIZE ( 4 ) ),
          kc OCTET STRING ( SIZE ( 8 ) ),
          ... },
      quintupletList [1] IMPLICIT SEQUENCE ( SIZE ( 1 .. 5 ) ) OF
        SEQUENCE {
          rand OCTET STRING ( SIZE ( 16 ) ),
          xres OCTET STRING ( SIZE ( 4 .. 16 ) ),
          ck OCTET STRING ( SIZE ( 16 ) ),
          ik OCTET STRING ( SIZE ( 16 ) ),
          autn OCTET STRING ( SIZE ( 14 .. 18 ) ),
          ... }} OPTIONAL,
    extensionContainer SEQUENCE {
      privateExtensionList [0] IMPLICIT SEQUENCE ( SIZE ( 1 .. 10 ) ) OF
        SEQUENCE {
          extId      MAP-EXTENSION .&extensionId ( {
            '
            ... } ) ,
          extType    MAP-EXTENSION .&ExtensionType ( {
            '
            ... } { @extId } ) OPTIONAL} OPTIONAL,
      pcs-Extensions [1] IMPLICIT SEQUENCE {
        ... } OPTIONAL,
      ... } OPTIONAL,
      ... }
ERRORS {
  -- systemFailure -- localValue : 34,
  -- dataMissing -- localValue : 35,

```

```

-- unexpectedDataValue -- localValue : 36,
-- unknownSubscriber -- localValue : 1}
 ::= localValue : 56

authenticationFailureReport OPERATION
ARGUMENT
  authenticationFailureReportArg SEQUENCE {
    imsi          OCTET STRING ( SIZE ( 3 .. 8 ) ),
    failureCause  ENUMERATED {
      wrongUserResponse ( 0 ),
      wrongNetworkSignature ( 1 )},
    extensionContainer SEQUENCE {
      privateExtensionList [0] IMPLICIT SEQUENCE ( SIZE ( 1 .. 10 ) ) OF
        SEQUENCE {
          extId      MAP-EXTENSION .&extensionId ( {
            '...'} ) ,
          extType    MAP-EXTENSION .&ExtensionType ( {
            '...'} { @extId } ) OPTIONAL} OPTIONAL,
          pcs-Extensions [1] IMPLICIT SEQUENCE {
            ... } OPTIONAL,
            ... } OPTIONAL,
            ... }
    RESULT
      authenticationFailureReportRes SEQUENCE {
        extensionContainer SEQUENCE {
          privateExtensionList [0] IMPLICIT SEQUENCE ( SIZE ( 1 .. 10 ) ) OF
            SEQUENCE {
              extId      MAP-EXTENSION .&extensionId ( {
                '...'} ) ,
              extType    MAP-EXTENSION .&ExtensionType ( {
                '...'} { @extId } ) OPTIONAL} OPTIONAL,
              pcs-Extensions [1] IMPLICIT SEQUENCE {
                ... } OPTIONAL,
                ... } OPTIONAL,
                ... }
          ERRORS {
            -- systemFailure -- localValue : 34,
            -- unexpectedDataValue -- localValue : 36,
            -- unknownSubscriber -- localValue : 1}
          ::= localValue : 15

checkIMEI OPERATION
ARGUMENT
  imei          OCTET STRING ( SIZE ( 8 ) )
RESULT
  equipmentStatus ENUMERATED {
    whiteListed ( 0 ),
    blackListed ( 1 ),
    greyListed ( 2 )}
  ERRORS {
    -- systemFailure -- localValue : 34,
    -- dataMissing -- localValue : 35,
    -- unknownEquipment -- localValue : 7}
  ::= localValue : 43

insertSubscriberData OPERATION
ARGUMENT
  insertSubscriberDataArg SEQUENCE {
    imsi          [0] IMPLICIT OCTET STRING ( SIZE ( 3 .. 8
) ) OPTIONAL,
    msisdn        [1] IMPLICIT OCTET STRING ( SIZE ( 1 .. 9 ) )
OPTIONAL,
    category      [2] IMPLICIT OCTET STRING ( SIZE ( 1 ) )
OPTIONAL,
    subscriberStatus [3] IMPLICIT ENUMERATED {
      serviceGranted ( 0 ),
      operatorDeterminedBarring ( 1 )} OPTIONAL,
    bearerServiceList [4] IMPLICIT SEQUENCE ( SIZE ( 1 .. 50 ) ) OF
      OCTET STRING ( SIZE ( 1 .. 5 ) ) OPTIONAL,
    teleserviceList [6] IMPLICIT SEQUENCE ( SIZE ( 1 .. 20 ) ) OF
      OCTET STRING ( SIZE ( 1 .. 5 ) ) OPTIONAL,
    provisionedSS [7] IMPLICIT SEQUENCE ( SIZE ( 1 .. 30 ) ) OF
      CHOICE {
        forwardingInfo [0] IMPLICIT SEQUENCE {

```

```

ss-Code          OCTET STRING ( SIZE ( 1 ) ),
forwardingFeatureList SEQUENCE ( SIZE ( 1 .. 32 ) ) OF
SEQUENCE {
  basicService      CHOICE {
    ext-BearerService [2] IMPLICIT OCTET STRING ( SIZE ( 1 .. 5 ) ),
    ext-Teleservice   [3] IMPLICIT OCTET STRING ( SIZE ( 1 .. 5 ) ) }
OPTIONAL,

  ss-Status         [4] IMPLICIT OCTET STRING ( SIZE ( 1 .. 5 ) ),
  forwardedToNumber [5] IMPLICIT OCTET STRING ( SIZE ( 1 .. 9 ) )
OPTIONAL,

  forwardedToSubaddress [8] IMPLICIT OCTET STRING ( SIZE ( 1 .. 21 ) )
OPTIONAL,

  forwardingOptions  [6] IMPLICIT OCTET STRING ( SIZE ( 1 .. 5 ) )
OPTIONAL,

  noReplyConditionTime [7] IMPLICIT INTEGER ( 1 .. 100 ) OPTIONAL,
  extensionContainer  [9] IMPLICIT SEQUENCE {
    privateExtensionList [0] IMPLICIT SEQUENCE ( SIZE ( 1 .. 10 ) ) OF
      SEQUENCE {
        extId      MAP-EXTENSION .&extensionId ( {
          '
          ... } ) ,
        extType    MAP-EXTENSION .&ExtensionType ( {
          '
          ... } { @extId } ) OPTIONAL} OPTIONAL,
        pcs-Extensions [1] IMPLICIT SEQUENCE {
          ... } OPTIONAL,
          ... } OPTIONAL,
          ... ,
        longForwardedToNumber [10] IMPLICIT OCTET STRING ( SIZE ( 1 .. 15 ) )
OPTIONAL},
  extensionContainer [0] IMPLICIT SEQUENCE {
    privateExtensionList [0] IMPLICIT SEQUENCE ( SIZE ( 1 .. 10 ) ) OF
      SEQUENCE {
        extId      MAP-EXTENSION .&extensionId ( {
          '
          ... } ) ,
        extType    MAP-EXTENSION .&ExtensionType ( {
          '
          ... } { @extId } ) OPTIONAL} OPTIONAL,
        pcs-Extensions [1] IMPLICIT SEQUENCE {
          ... } OPTIONAL,
          ... } OPTIONAL,
          ... },
  callBarringInfo [1] IMPLICIT SEQUENCE {
    ss-Code          OCTET STRING ( SIZE ( 1 ) ),
    callBarringFeatureList SEQUENCE ( SIZE ( 1 .. 32 ) ) OF
      SEQUENCE {
        basicService      CHOICE {
          ext-BearerService [2] IMPLICIT OCTET STRING ( SIZE ( 1 .. 5 ) ),
          ext-Teleservice   [3] IMPLICIT OCTET STRING ( SIZE ( 1 .. 5 ) ) }
OPTIONAL,

        ss-Status         [4] IMPLICIT OCTET STRING ( SIZE ( 1 .. 5 ) ),
        extensionContainer SEQUENCE {
          privateExtensionList [0] IMPLICIT SEQUENCE ( SIZE ( 1 .. 10 ) ) OF
            SEQUENCE {
              extId      MAP-EXTENSION .&extensionId ( {
                '
                ... } ) ,
              extType    MAP-EXTENSION .&ExtensionType ( {
                '
                ... } { @extId } ) OPTIONAL} OPTIONAL,
              pcs-Extensions [1] IMPLICIT SEQUENCE {
                ... } OPTIONAL,
                ... } OPTIONAL,
                ... },
          extensionContainer SEQUENCE {
            privateExtensionList [0] IMPLICIT SEQUENCE ( SIZE ( 1 .. 10 ) ) OF
              SEQUENCE {
                extId      MAP-EXTENSION .&extensionId ( {
                  '
                  ... } ) ,
                extType    MAP-EXTENSION .&ExtensionType ( {
                  '
                  ... } { @extId } ) OPTIONAL} OPTIONAL,
                pcs-Extensions [1] IMPLICIT SEQUENCE {
                  ... } OPTIONAL,
                  ... } OPTIONAL,
                  ... },
            ... },
  ... },

```

```

cug-Info          [2] IMPLICIT SEQUENCE {
  cug-SubscriptionList SEQUENCE ( SIZE ( 0 .. 10 ) ) OF
    SEQUENCE {
      cug-Index          INTEGER ( 0 .. 32767 ),
      cug-Interlock      OCTET STRING ( SIZE ( 4 ) ),
      intraCUG-Options   ENUMERATED {
        noCUG-Restrictions ( 0 ),
        cugIC-CallBarred   ( 1 ),
        cugOG-CallBarred   ( 2 )},
      basicServiceGroupList SEQUENCE ( SIZE ( 1 .. 32 ) ) OF
        CHOICE {
          ext-BearerService [2] IMPLICIT OCTET STRING ( SIZE ( 1 .. 5 ) ),
          ext-Teleservice   [3] IMPLICIT OCTET STRING ( SIZE ( 1 .. 5 ) )}
    }
OPTIONAL,

  extensionContainer [0] IMPLICIT SEQUENCE {
    privateExtensionList [0] IMPLICIT SEQUENCE ( SIZE ( 1 .. 10 ) ) OF
      SEQUENCE {
        extId      MAP-EXTENSION .&extensionId ( {
          '...'} ),
        extType    MAP-EXTENSION .&ExtensionType ( {
          '...'} { @extId } ) OPTIONAL} OPTIONAL,
    pcs-Extensions [1] IMPLICIT SEQUENCE {
      ... } OPTIONAL,
    ... } OPTIONAL,
    ... },
  cug-FeatureList SEQUENCE ( SIZE ( 1 .. 32 ) ) OF
    SEQUENCE {
      basicService CHOICE {
        ext-BearerService [2] IMPLICIT OCTET STRING ( SIZE ( 1 .. 5 ) ),
        ext-Teleservice   [3] IMPLICIT OCTET STRING ( SIZE ( 1 .. 5 ) )}
OPTIONAL,

      preferentialCUG-Indicator INTEGER ( 0 .. 32767 ) OPTIONAL,
      interCUG-Restrictions     OCTET STRING ( SIZE ( 1 ) ),
      extensionContainer        SEQUENCE {
        privateExtensionList [0] IMPLICIT SEQUENCE ( SIZE ( 1 .. 10 ) ) OF
          SEQUENCE {
            extId      MAP-EXTENSION .&extensionId ( {
              '...'} ),
            extType    MAP-EXTENSION .&ExtensionType ( {
              '...'} { @extId } ) OPTIONAL} OPTIONAL,
        pcs-Extensions [1] IMPLICIT SEQUENCE {
          ... } OPTIONAL,
        ... } OPTIONAL,
        ... } OPTIONAL,
        ... },
      extensionContainer [0] IMPLICIT SEQUENCE {
        privateExtensionList [0] IMPLICIT SEQUENCE ( SIZE ( 1 .. 10 ) ) OF
          SEQUENCE {
            extId      MAP-EXTENSION .&extensionId ( {
              '...'} ),
            extType    MAP-EXTENSION .&ExtensionType ( {
              '...'} { @extId } ) OPTIONAL} OPTIONAL,
        pcs-Extensions [1] IMPLICIT SEQUENCE {
          ... } OPTIONAL,
        ... } OPTIONAL,
        ... },
      ss-Data [3] IMPLICIT SEQUENCE {
        ss-Code      OCTET STRING ( SIZE ( 1 ) ),
        ss-Status    [4] IMPLICIT OCTET STRING ( SIZE ( 1 .. 5 ) ),
        ss-SubscriptionOption CHOICE {
          cliRestrictionOption [2] IMPLICIT ENUMERATED {
            permanent ( 0 ),
            temporaryDefaultRestricted ( 1 ),
            temporaryDefaultAllowed ( 2 )},
          overrideCategory [1] IMPLICIT ENUMERATED {
            overrideEnabled ( 0 ),
            overrideDisabled ( 1 )}} OPTIONAL,
        basicServiceGroupList SEQUENCE ( SIZE ( 1 .. 32 ) ) OF
          CHOICE {
            ext-BearerService [2] IMPLICIT OCTET STRING ( SIZE ( 1 .. 5 ) ),
            ext-Teleservice   [3] IMPLICIT OCTET STRING ( SIZE ( 1 .. 5 ) )}
OPTIONAL,

        extensionContainer [5] IMPLICIT SEQUENCE {

```



```

        ... } { @extId } ) OPTIONAL} OPTIONAL,
    pcs-Extensions [1] IMPLICIT SEQUENCE {
        ... } OPTIONAL,
        ... } OPTIONAL,
        ... } OPTIONAL,
    vlgcsSubscriptionData [12] IMPLICIT SEQUENCE ( SIZE ( 1 .. 50 ) ) OF
    SEQUENCE {
        groupId OCTET STRING ( SIZE ( 3 ) ),
        extensionContainer SEQUENCE {
            privateExtensionList [0] IMPLICIT SEQUENCE ( SIZE ( 1 .. 10 ) ) OF
            SEQUENCE {
                extId MAP-EXTENSION .&extensionId ( {
                    '...'} ) ,
                extType MAP-EXTENSION .&ExtensionType ( {
                    '...'} { @extId } ) OPTIONAL} OPTIONAL,
            pcs-Extensions [1] IMPLICIT SEQUENCE {
                ... } OPTIONAL,
                ... } OPTIONAL,
                ... } OPTIONAL,
        }
    vlrCamelSubscriptionInfo [13] IMPLICIT SEQUENCE {
    o-CSI [0] IMPLICIT SEQUENCE {
        o-BcsmCamelTDPDataList SEQUENCE ( SIZE ( 1 .. 10 ) ) OF
        SEQUENCE {
            o-BcsmTriggerDetectionPoint ENUMERATED {
                collectedInfo ( 2 ),
                ... ,
                routeSelectFailure ( 4 )},
            serviceKey INTEGER ( 0 .. 2147483647 ),
            gsmSCF-Address [0] IMPLICIT OCTET STRING ( SIZE ( 1 .. 9 ) ),
            defaultCallHandling [1] IMPLICIT ENUMERATED {
                continueCall ( 0 ),
                releaseCall ( 1 ),
                ... },
            extensionContainer [2] IMPLICIT SEQUENCE {
                privateExtensionList [0] IMPLICIT SEQUENCE ( SIZE ( 1 .. 10 ) ) OF
                SEQUENCE {
                    extId MAP-EXTENSION .&extensionId ( {
                        '...'} ) ,
                    extType MAP-EXTENSION .&ExtensionType ( {
                        '...'} { @extId } ) OPTIONAL} OPTIONAL,
                pcs-Extensions [1] IMPLICIT SEQUENCE {
                    ... } OPTIONAL,
                    ... } OPTIONAL,
                ... },
            extensionContainer SEQUENCE {
                privateExtensionList [0] IMPLICIT SEQUENCE ( SIZE ( 1 .. 10 ) ) OF
                SEQUENCE {
                    extId MAP-EXTENSION .&extensionId ( {
                        '...'} ) ,
                    extType MAP-EXTENSION .&ExtensionType ( {
                        '...'} { @extId } ) OPTIONAL} OPTIONAL,
                pcs-Extensions [1] IMPLICIT SEQUENCE {
                    ... } OPTIONAL,
                    ... } OPTIONAL,
                ... ,
                camelCapabilityHandling [0] IMPLICIT INTEGER ( 1 .. 16 ) OPTIONAL,
                notificationToCSE [1] IMPLICIT NULL OPTIONAL,
                csiActive [2] IMPLICIT NULL OPTIONAL} OPTIONAL,
            extensionContainer [1] IMPLICIT SEQUENCE {
                privateExtensionList [0] IMPLICIT SEQUENCE ( SIZE ( 1 .. 10 ) ) OF
                SEQUENCE {
                    extId MAP-EXTENSION .&extensionId ( {
                        '...'} ) ,
                    extType MAP-EXTENSION .&ExtensionType ( {
                        '...'} { @extId } ) OPTIONAL} OPTIONAL,
                pcs-Extensions [1] IMPLICIT SEQUENCE {
                    ... } OPTIONAL,
                    ... } OPTIONAL,
                ... ,
            ss-CSI [2] IMPLICIT SEQUENCE {

```

```

ss-CamelData          SEQUENCE {
  ss-EventList        SEQUENCE ( SIZE ( 1 .. 10 ) ) OF
    OCTET STRING ( SIZE ( 1 ) ),
  gsmSCF-Address      OCTET STRING ( SIZE ( 1 .. 9 ) ),
  extensionContainer  [0] IMPLICIT SEQUENCE {
    privateExtensionList [0] IMPLICIT SEQUENCE ( SIZE ( 1 .. 10 ) ) OF
      SEQUENCE {
        extId          MAP-EXTENSION .&extensionId ( {
          '...' ) ,
        extType       MAP-EXTENSION .&ExtensionType ( {
          '...' { @extId } ) OPTIONAL} OPTIONAL,
        pcs-Extensions [1] IMPLICIT SEQUENCE {
          ... } OPTIONAL,
          ... } OPTIONAL,
          ... } OPTIONAL,
          ... /
        notificationToCSE [1] IMPLICIT NULL OPTIONAL,
        csiActive         [2] IMPLICIT NULL OPTIONAL},
  extensionContainer  SEQUENCE {
    privateExtensionList [0] IMPLICIT SEQUENCE ( SIZE ( 1 .. 10 ) ) OF
      SEQUENCE {
        extId          MAP-EXTENSION .&extensionId ( {
          '...' ) ,
        extType       MAP-EXTENSION .&ExtensionType ( {
          '...' { @extId } ) OPTIONAL} OPTIONAL,
        pcs-Extensions [1] IMPLICIT SEQUENCE {
          ... } OPTIONAL,
          ... } OPTIONAL,
          ... } OPTIONAL,
          ... /
    o-BcsmCamelTDP-CriteriaList [4] IMPLICIT SEQUENCE ( SIZE ( 1 .. 10 ) ) OF
      SEQUENCE {
        o-BcsmTriggerDetectionPoint  ENUMERATED {
          collectedInfo ( 2 ) ,
          ... /
          routeSelectFailure ( 4 ) } ,
        destinationNumberCriteria [0] IMPLICIT SEQUENCE {
          matchType [0] IMPLICIT ENUMERATED {
            inhibiting ( 0 ) ,
            enabling ( 1 ) } ,
          destinationNumberList [1] IMPLICIT SEQUENCE ( SIZE ( 1 .. 10 ) ) OF
            OCTET STRING ( SIZE ( 1 .. 9 ) ) OPTIONAL,
          destinationNumberLengthList [2] IMPLICIT SEQUENCE ( SIZE ( 1 .. 3 ) ) OF
            INTEGER ( 1 .. 15 ) OPTIONAL,
          ... } OPTIONAL,
        basicServiceCriteria [1] IMPLICIT SEQUENCE ( SIZE ( 1 .. 5 ) ) OF
          CHOICE {
            ext-BearerService [2] IMPLICIT OCTET STRING ( SIZE ( 1 .. 5 ) ) ,
            ext-Teleservice [3] IMPLICIT OCTET STRING ( SIZE ( 1 .. 5 ) ) }
OPTIONAL,
        callTypeCriteria [2] IMPLICIT ENUMERATED {
          forwarded ( 0 ) ,
          notForwarded ( 1 ) } OPTIONAL,
          ... /
        o-CauseValueCriteria [3] IMPLICIT SEQUENCE ( SIZE ( 1 .. 5 ) ) OF
          OCTET STRING ( SIZE ( 1 ) ) OPTIONAL,
        extensionContainer [4] IMPLICIT SEQUENCE {
          privateExtensionList [0] IMPLICIT SEQUENCE ( SIZE ( 1 .. 10 ) ) OF
            SEQUENCE {
              extId          MAP-EXTENSION .&extensionId ( {
                '...' ) ,
              extType       MAP-EXTENSION .&ExtensionType ( {
                '...' { @extId } ) OPTIONAL} OPTIONAL,
              pcs-Extensions [1] IMPLICIT SEQUENCE {
                ... } OPTIONAL,
                ... } OPTIONAL,
                ... /
            tif-CSI [3] IMPLICIT NULL OPTIONAL,
            m-CSI [5] IMPLICIT SEQUENCE {
              mobilityTriggers SEQUENCE ( SIZE ( 1 .. 10 ) ) OF
                OCTET STRING ( SIZE ( 1 ) ) ,
              serviceKey      INTEGER ( 0 .. 2147483647 ) ,
              gsmSCF-Address [0] IMPLICIT OCTET STRING ( SIZE ( 1 .. 9 ) ) ,
              extensionContainer [1] IMPLICIT SEQUENCE {
                privateExtensionList [0] IMPLICIT SEQUENCE ( SIZE ( 1 .. 10 ) ) OF

```

```

SEQUENCE {
    extId      MAP-EXTENSION .&extensionId ( {
        '
        ... } ) ,
    extType    MAP-EXTENSION .&ExtensionType ( {
        '
        ... } { @extId } ) OPTIONAL} OPTIONAL,
    pcs-Extensions [1] IMPLICIT SEQUENCE {
        ... } OPTIONAL,
    ... } OPTIONAL,
notificationToCSE [2] IMPLICIT NULL OPTIONAL,
csiActive          [3] IMPLICIT NULL OPTIONAL,
... } OPTIONAL,
sms-CSI [6] IMPLICIT SEQUENCE {
    sms-CAMEL-TDP-DataList [0] IMPLICIT SEQUENCE ( SIZE ( 1 .. 10 ) ) OF
    SEQUENCE {
        sms-TriggerDetectionPoint [0] IMPLICIT ENUMERATED {
            sms-CollectedInfo ( 1 ) ,
            ... } ,
        serviceKey [1] IMPLICIT INTEGER ( 0 .. 2147483647 ) ,
        gsmSCF-Address [2] IMPLICIT OCTET STRING ( SIZE ( 1 .. 9 ) ) ,
        defaultSMS-Handling [3] IMPLICIT ENUMERATED {
            continueTransaction ( 0 ) ,
            releaseTransaction ( 1 ) ,
            ... } ,
        extensionContainer [4] IMPLICIT SEQUENCE {
            privateExtensionList [0] IMPLICIT SEQUENCE ( SIZE ( 1 .. 10 ) ) OF
            SEQUENCE {
                extId      MAP-EXTENSION .&extensionId ( {
                    '
                    ... } ) ,
                extType    MAP-EXTENSION .&ExtensionType ( {
                    '
                    ... } { @extId } ) OPTIONAL} OPTIONAL,
            pcs-Extensions [1] IMPLICIT SEQUENCE {
                ... } OPTIONAL,
            ... } OPTIONAL,
            ... } ,
        camelCapabilityHandling [1] IMPLICIT INTEGER ( 1 .. 16 ) ,
        extensionContainer [2] IMPLICIT SEQUENCE {
            privateExtensionList [0] IMPLICIT SEQUENCE ( SIZE ( 1 .. 10 ) ) OF
            SEQUENCE {
                extId      MAP-EXTENSION .&extensionId ( {
                    '
                    ... } ) ,
                extType    MAP-EXTENSION .&ExtensionType ( {
                    '
                    ... } { @extId } ) OPTIONAL} OPTIONAL,
            pcs-Extensions [1] IMPLICIT SEQUENCE {
                ... } OPTIONAL,
            ... } OPTIONAL,
            notificationToCSE [3] IMPLICIT NULL OPTIONAL,
            csiActive [4] IMPLICIT NULL OPTIONAL,
            ... } OPTIONAL,
        vt-CSI [7] IMPLICIT SEQUENCE {
            t-BcsmCamelTDPDataList SEQUENCE ( SIZE ( 1 .. 10 ) ) OF
            SEQUENCE {
                t-BcsmTriggerDetectionPoint ENUMERATED {
                    termAttemptAuthorized ( 12 ) ,
                    ... ,
                    tBusy ( 13 ) ,
                    tNoAnswer ( 14 ) } ,
                serviceKey INTEGER ( 0 .. 2147483647 ) ,
                gsmSCF-Address [0] IMPLICIT OCTET STRING ( SIZE ( 1 .. 9 ) ) ,
                defaultCallHandling [1] IMPLICIT ENUMERATED {
                    continueCall ( 0 ) ,
                    releaseCall ( 1 ) ,
                    ... } ,
                extensionContainer [2] IMPLICIT SEQUENCE {
                    privateExtensionList [0] IMPLICIT SEQUENCE ( SIZE ( 1 .. 10 ) ) OF
                    SEQUENCE {
                        extId      MAP-EXTENSION .&extensionId ( {
                            '
                            ... } ) ,
                        extType    MAP-EXTENSION .&ExtensionType ( {
                            '
                            ... } { @extId } ) OPTIONAL} OPTIONAL,
                    pcs-Extensions [1] IMPLICIT SEQUENCE {

```

```

        ... } OPTIONAL,
        ... } OPTIONAL,
        ... },
extensionContainer      SEQUENCE {
  privateExtensionList  [0] IMPLICIT SEQUENCE ( SIZE ( 1 .. 10 ) ) OF
    SEQUENCE {
      extId             MAP-EXTENSION .&extensionId ( {
        '
        ... } ) ,
      extType           MAP-EXTENSION .&ExtensionType ( {
        '
        ... } { @extId } ) OPTIONAL} OPTIONAL,
  pcs-Extensions       [1] IMPLICIT SEQUENCE {
    ... } OPTIONAL,
    ... } OPTIONAL,
  ... ,
camelCapabilityHandling [0] IMPLICIT INTEGER ( 1 .. 16 ) OPTIONAL,
notificationToCSE      [1] IMPLICIT NULL OPTIONAL,
csi-Active              [2] IMPLICIT NULL OPTIONAL} OPTIONAL,
t-BCSM-CAMEL-TDP-CriteriaList [8] IMPLICIT SEQUENCE ( SIZE ( 1 .. 10 ) ) OF
  SEQUENCE {
    t-BCSM-TriggerDetectionPoint  ENUMERATED {
      termAttemptAuthorized      ( 12 ),
      ... ,
      tBusy                      ( 13 ),
      tNoAnswer                  ( 14 )},
    basicServiceCriteria          [0] IMPLICIT SEQUENCE ( SIZE ( 1 .. 5 ) ) OF
      CHOICE {
        ext-BearerService         [2] IMPLICIT OCTET STRING ( SIZE ( 1 .. 5 ) ),
        ext-Teleservice           [3] IMPLICIT OCTET STRING ( SIZE ( 1 .. 5 ) )}
  },
  t-CauseValueCriteria           [1] IMPLICIT SEQUENCE ( SIZE ( 1 .. 5 ) ) OF
    OCTET STRING ( SIZE ( 1 ) ) OPTIONAL,
    ... } OPTIONAL,
d-CSI                           [9] IMPLICIT SEQUENCE {
  dp-AnalysedInfoCriteriaList  SEQUENCE ( SIZE ( 1 .. 10 ) ) OF
    SEQUENCE {
      dialledNumber             OCTET STRING ( SIZE ( 1 .. 9 ) ),
      serviceKey                INTEGER ( 0 .. 2147483647 ),
      gsmSCF-Address            OCTET STRING ( SIZE ( 1 .. 9 ) ),
      defaultCallHandling       ENUMERATED {
        continueCall           ( 0 ),
        releaseCall            ( 1 ),
        ... },
      extensionContainer        SEQUENCE {
        privateExtensionList    [0] IMPLICIT SEQUENCE ( SIZE ( 1 .. 10 ) ) OF
          SEQUENCE {
            extId              MAP-EXTENSION .&extensionId ( {
              '
              ... } ) ,
            extType            MAP-EXTENSION .&ExtensionType ( {
              '
              ... } { @extId } ) OPTIONAL} OPTIONAL,
          pcs-Extensions       [1] IMPLICIT SEQUENCE {
            ... } OPTIONAL,
            ... } OPTIONAL,
            ... },
        camelCapabilityHandling INTEGER ( 1 .. 16 ),
        extensionContainer     SEQUENCE {
          privateExtensionList  [0] IMPLICIT SEQUENCE ( SIZE ( 1 .. 10 ) ) OF
            SEQUENCE {
              extId            MAP-EXTENSION .&extensionId ( {
                '
                ... } ) ,
              extType          MAP-EXTENSION .&ExtensionType ( {
                '
                ... } { @extId } ) OPTIONAL} OPTIONAL,
            pcs-Extensions     [1] IMPLICIT SEQUENCE {
              ... } OPTIONAL,
              ... } OPTIONAL,
              ... } OPTIONAL,
            ... } OPTIONAL,
          extensionContainer    [14] IMPLICIT SEQUENCE {
            privateExtensionList [0] IMPLICIT SEQUENCE ( SIZE ( 1 .. 10 ) ) OF
              SEQUENCE {
                extId          MAP-EXTENSION .&extensionId ( {
                  '
                  ... } ) ,
                extType        MAP-EXTENSION .&ExtensionType ( {

```

```

        ... } { @extId } ) OPTIONAL} OPTIONAL,
pcs-Extensions [1] IMPLICIT SEQUENCE {
    ... } OPTIONAL,
    ... } OPTIONAL,
... ,
naea-PreferredCI [15] IMPLICIT SEQUENCE {
naea-PreferredCIC [0] IMPLICIT OCTET STRING ( SIZE ( 3 ) ),
extensionContainer [1] IMPLICIT SEQUENCE {
    privateExtensionList [0] IMPLICIT SEQUENCE ( SIZE ( 1 .. 10 ) ) OF
        SEQUENCE {
            extId MAP-EXTENSION .&extensionId ( {
                ... } ) ,
            extType MAP-EXTENSION .&ExtensionType ( {
                ... } { @extId } ) OPTIONAL} OPTIONAL,
pcs-Extensions [1] IMPLICIT SEQUENCE {
    ... } OPTIONAL,
    ... } OPTIONAL,
    ... } OPTIONAL,
gprsSubscriptionData [16] IMPLICIT SEQUENCE {
completedDataListIncluded NULL OPTIONAL,
gprsDataList [1] IMPLICIT SEQUENCE ( SIZE ( 1 .. 50 ) ) OF
    SEQUENCE {
        pdp-ContextId INTEGER ( 1 .. 50 ),
        pdp-Type [16] IMPLICIT OCTET STRING ( SIZE ( 2 ) ),
        pdp-Address [17] IMPLICIT OCTET STRING ( SIZE ( 1 .. 16 ) ) OPTIONAL,
        qos-Subscribed [18] IMPLICIT OCTET STRING ( SIZE ( 3 ) ),
        vplmnAddressAllowed [19] IMPLICIT NULL OPTIONAL,
        apn [20] IMPLICIT OCTET STRING ( SIZE ( 2 .. 63 ) ),
        extensionContainer [21] IMPLICIT SEQUENCE {
            privateExtensionList [0] IMPLICIT SEQUENCE ( SIZE ( 1 .. 10 ) ) OF
                SEQUENCE {
                    extId MAP-EXTENSION .&extensionId ( {
                        ... } ) ,
                    extType MAP-EXTENSION .&ExtensionType ( {
                        ... } { @extId } ) OPTIONAL} OPTIONAL,
            pcs-Extensions [1] IMPLICIT SEQUENCE {
                ... } OPTIONAL,
                ... } OPTIONAL,
                ... } OPTIONAL,
            ... ,
            ext-QoS-Subscribed [0] IMPLICIT OCTET STRING ( SIZE ( 1 .. 16 ) ) OPTIONAL},
extensionContainer [2] IMPLICIT SEQUENCE {
    privateExtensionList [0] IMPLICIT SEQUENCE ( SIZE ( 1 .. 10 ) ) OF
        SEQUENCE {
            extId MAP-EXTENSION .&extensionId ( {
                ... } ) ,
            extType MAP-EXTENSION .&ExtensionType ( {
                ... } { @extId } ) OPTIONAL} OPTIONAL,
pcs-Extensions [1] IMPLICIT SEQUENCE {
    ... } OPTIONAL,
    ... } OPTIONAL,
    ... } OPTIONAL,
... ,
sgsn-CAMEL-SubscriptionInfo [3] IMPLICIT SEQUENCE {
gprs-CSI [0] IMPLICIT SEQUENCE {
    gprs-CamelTDPDataList [0] IMPLICIT SEQUENCE ( SIZE ( 1 .. 10 ) ) OF
        SEQUENCE {
            gprs-TriggerDetectionPoint [0] IMPLICIT ENUMERATED {
                attach ( 1 ),
                attachChangeOfPosition ( 2 ),
                pdp-ContextEstablishment ( 11 ),
                pdp-ContextEstablishmentAcknowledgement ( 12 ),
                pdp-ContextChangeOfPosition ( 14 ),
                ... },
            serviceKey [1] IMPLICIT INTEGER ( 0 .. 2147483647 ),
            gsmSCF-Address [2] IMPLICIT OCTET STRING ( SIZE ( 1 .. 9 ) ),
            defaultSessionHandling [3] IMPLICIT ENUMERATED {
                continueTransaction ( 0 ),
                releaseTransaction ( 1 ),
                ... },
            extensionContainer [4] IMPLICIT SEQUENCE {
                privateExtensionList [0] IMPLICIT SEQUENCE ( SIZE ( 1 .. 10 ) ) OF
                    SEQUENCE {

```

```

        extId      MAP-EXTENSION .&extensionId ( {
            '...'} ) ,
        extType    MAP-EXTENSION .&ExtensionType ( {
            '...'} { @extId } ) OPTIONAL} OPTIONAL,
    pcs-Extensions [1] IMPLICIT SEQUENCE {
        ... } OPTIONAL,
    ... } OPTIONAL,
    ... },
camelCapabilityHandling [1] IMPLICIT INTEGER ( 1 .. 16 ),
extensionContainer     [2] IMPLICIT SEQUENCE {
    privateExtensionList [0] IMPLICIT SEQUENCE ( SIZE ( 1 .. 10 ) ) OF
    SEQUENCE {
        extId      MAP-EXTENSION .&extensionId ( {
            '...'} ) ,
        extType    MAP-EXTENSION .&ExtensionType ( {
            '...'} { @extId } ) OPTIONAL} OPTIONAL,
    pcs-Extensions [1] IMPLICIT SEQUENCE {
        ... } OPTIONAL,
    ... } OPTIONAL,
notificationToCSE     [3] IMPLICIT NULL OPTIONAL,
csiActive              [4] IMPLICIT NULL OPTIONAL,
... } OPTIONAL,
sms-CSI [1] IMPLICIT SEQUENCE {
    sms-CAMEL-TDP-DataList [0] IMPLICIT SEQUENCE ( SIZE ( 1 .. 10 ) ) OF
    SEQUENCE {
        sms-TriggerDetectionPoint [0] IMPLICIT ENUMERATED {
            sms-CollectedInfo ( 1 ),
            ... },
        serviceKey [1] IMPLICIT INTEGER ( 0 .. 2147483647 ),
        gsmSCF-Address [2] IMPLICIT OCTET STRING ( SIZE ( 1 .. 9 ) ),
        defaultSMS-Handling [3] IMPLICIT ENUMERATED {
            continueTransaction ( 0 ),
            releaseTransaction ( 1 ),
            ... },
        extensionContainer [4] IMPLICIT SEQUENCE {
            privateExtensionList [0] IMPLICIT SEQUENCE ( SIZE ( 1 .. 10 ) ) OF
            SEQUENCE {
                extId      MAP-EXTENSION .&extensionId ( {
                    '...'} ) ,
                extType    MAP-EXTENSION .&ExtensionType ( {
                    '...'} { @extId } ) OPTIONAL} OPTIONAL,
            pcs-Extensions [1] IMPLICIT SEQUENCE {
                ... } OPTIONAL,
            ... } OPTIONAL,
            ... },
        camelCapabilityHandling [1] IMPLICIT INTEGER ( 1 .. 16 ),
        extensionContainer     [2] IMPLICIT SEQUENCE {
            privateExtensionList [0] IMPLICIT SEQUENCE ( SIZE ( 1 .. 10 ) ) OF
            SEQUENCE {
                extId      MAP-EXTENSION .&extensionId ( {
                    '...'} ) ,
                extType    MAP-EXTENSION .&ExtensionType ( {
                    '...'} { @extId } ) OPTIONAL} OPTIONAL,
            pcs-Extensions [1] IMPLICIT SEQUENCE {
                ... } OPTIONAL,
            ... } OPTIONAL,
            ... },
        notificationToCSE     [3] IMPLICIT NULL OPTIONAL,
        csiActive              [4] IMPLICIT NULL OPTIONAL,
        ... } OPTIONAL,
    extensionContainer [2] IMPLICIT SEQUENCE {
        privateExtensionList [0] IMPLICIT SEQUENCE ( SIZE ( 1 .. 10 ) ) OF
        SEQUENCE {
            extId      MAP-EXTENSION .&extensionId ( {
                '...'} ) ,
            extType    MAP-EXTENSION .&ExtensionType ( {
                '...'} { @extId } ) OPTIONAL} OPTIONAL,
            pcs-Extensions [1] IMPLICIT SEQUENCE {
                ... } OPTIONAL,
            ... } OPTIONAL,
            ... },
        notificationToCSE     [3] IMPLICIT NULL OPTIONAL,
        csiActive              [4] IMPLICIT NULL OPTIONAL,
        ... } OPTIONAL,
    ... } OPTIONAL,
}

```

```

        ... } OPTIONAL,
        ... } OPTIONAL,
    chargingCharacteristics      [4] IMPLICIT OCTET STRING ( SIZE ( 1 ) ) OPTIONAL}
OPTIONAL,
    roamingRestrictedInSgsnDueToUnsupportedFeature [23] IMPLICIT NULL OPTIONAL,
    networkAccessMode [24] IMPLICIT ENUMERATED {
        bothMSCAndSGSN      ( 0 ),
        onlyMSC              ( 1 ),
        onlySGSN            ( 2 ),
        ... } OPTIONAL,
    lsaInformation [25] IMPLICIT SEQUENCE {
        completeDataListIncluded NULL OPTIONAL,
        lsaOnlyAccessIndicator [1] IMPLICIT ENUMERATED {
            accessOutsideLSAsAllowed      ( 0 ),
            accessOutsideLSAsRestricted ( 1 ) } OPTIONAL,
        lsaDataList [2] IMPLICIT SEQUENCE ( SIZE ( 1 .. 20 ) ) OF
        SEQUENCE {
            lsaIdentity [0] IMPLICIT OCTET STRING ( SIZE ( 3 ) ),
            lsaAttributes [1] IMPLICIT OCTET STRING ( SIZE ( 1 ) ),
            lsaActiveModeIndicator [2] IMPLICIT NULL OPTIONAL,
            extensionContainer [3] IMPLICIT SEQUENCE {
                privateExtensionList [0] IMPLICIT SEQUENCE ( SIZE ( 1 .. 10 ) ) OF
                SEQUENCE {
                    extId MAP-EXTENSION .&extensionId ( {
                        '
                        ... } ) ,
                    extType MAP-EXTENSION .&ExtensionType ( {
                        '
                        ... } { @extId } ) OPTIONAL} OPTIONAL,
                pcs-Extensions [1] IMPLICIT SEQUENCE {
                    ... } OPTIONAL,
                    ... } OPTIONAL,
                    ... } OPTIONAL,
                extensionContainer [3] IMPLICIT SEQUENCE {
                    privateExtensionList [0] IMPLICIT SEQUENCE ( SIZE ( 1 .. 10 ) ) OF
                    SEQUENCE {
                        extId MAP-EXTENSION .&extensionId ( {
                            '
                            ... } ) ,
                        extType MAP-EXTENSION .&ExtensionType ( {
                            '
                            ... } { @extId } ) OPTIONAL} OPTIONAL,
                    pcs-Extensions [1] IMPLICIT SEQUENCE {
                        ... } OPTIONAL,
                        ... } OPTIONAL,
                        ... } OPTIONAL,
                lmu-Indicator [21] IMPLICIT NULL OPTIONAL,
                lcsInformation [22] IMPLICIT SEQUENCE {
                    gmlc-List [0] IMPLICIT SEQUENCE ( SIZE ( 1 .. 5 ) ) OF
                    OCTET STRING ( SIZE ( 1 .. 9 ) ) OPTIONAL,
                    lcs-PrivacyExceptionList [1] IMPLICIT SEQUENCE ( SIZE ( 1 .. 4 ) ) OF
                    SEQUENCE {
                        ss-Code OCTET STRING ( SIZE ( 1 ) ),
                        ss-Status OCTET STRING ( SIZE ( 1 .. 5 ) ),
                        notificationToMSUser [0] IMPLICIT ENUMERATED {
                            notifyLocationAllowed ( 0 ),
                            notifyAndVerify-LocationAllowedIfNoResponse ( 1 ),
                            notifyAndVerify-LocationNotAllowedIfNoResponse ( 2 ),
                            ... } OPTIONAL,
                        externalClientList [1] IMPLICIT SEQUENCE ( SIZE ( 0 .. 5 ) ) OF
                        SEQUENCE {
                            clientIdentity SEQUENCE {
                                externalAddress [0] IMPLICIT OCTET STRING ( SIZE ( 1 .. 20 ) )
                                extensionContainer [1] IMPLICIT SEQUENCE {
                                    privateExtensionList [0] IMPLICIT SEQUENCE ( SIZE ( 1 .. 10 ) ) OF
                                    SEQUENCE {
                                        extId MAP-EXTENSION .&extensionId ( {
                                            '
                                            ... } ) ,
                                        extType MAP-EXTENSION .&ExtensionType ( {
                                            '
                                            ... } { @extId } ) OPTIONAL} OPTIONAL,
                                    pcs-Extensions [1] IMPLICIT SEQUENCE {
                                        ... } OPTIONAL,
                                        ... } OPTIONAL,
                                        ... } OPTIONAL,
                                    gmlc-Restriction [0] IMPLICIT ENUMERATED {

```



```

        gmlc-List      ( 0 ),
        home-Country  ( 1 ),
        ... } OPTIONAL,
notificationToMSUser [1] IMPLICIT ENUMERATED {
    notifyLocationAllowed      ( 0 ),
    notifyAndVerify-LocationAllowedIfNoResponse ( 1 ),
    notifyAndVerify-LocationNotAllowedIfNoResponse ( 2 ),
    ... } OPTIONAL,
extensionContainer [2] IMPLICIT SEQUENCE {
    privateExtensionList [0] IMPLICIT SEQUENCE ( SIZE ( 1 .. 10 ) ) OF
        SEQUENCE {
            extId      MAP-EXTENSION .&extensionId ( {
                '...'} ) ,
            extType    MAP-EXTENSION .&ExtensionType ( {
                '...'} { @extId } ) OPTIONAL} OPTIONAL,
    pcs-Extensions [1] IMPLICIT SEQUENCE {
        ... } OPTIONAL,
    ... } OPTIONAL,
    ... } OPTIONAL,
plmnClientList [2] IMPLICIT SEQUENCE ( SIZE ( 1 .. 5 ) ) OF
    ENUMERATED {
        broadcastService      ( 0 ),
        o-andM-HPLMN          ( 1 ),
        o-andM-VPLMN          ( 2 ),
        anonymousLocation      ( 3 ),
        targetMSsubscribedService ( 4 ),
        ... } OPTIONAL,
extensionContainer [3] IMPLICIT SEQUENCE {
    privateExtensionList [0] IMPLICIT SEQUENCE ( SIZE ( 1 .. 10 ) ) OF
        SEQUENCE {
            extId      MAP-EXTENSION .&extensionId ( {
                '...'} ) ,
            extType    MAP-EXTENSION .&ExtensionType ( {
                '...'} { @extId } ) OPTIONAL} OPTIONAL,
    pcs-Extensions [1] IMPLICIT SEQUENCE {
        ... } OPTIONAL,
    ... } OPTIONAL,
    ... } OPTIONAL,
molr-List [2] IMPLICIT SEQUENCE ( SIZE ( 1 .. 3 ) ) OF
    SEQUENCE {
        ss-Code      OCTET STRING ( SIZE ( 1 ) ),
        ss-Status    OCTET STRING ( SIZE ( 1 .. 5 ) ),
        extensionContainer [0] IMPLICIT SEQUENCE {
            privateExtensionList [0] IMPLICIT SEQUENCE ( SIZE ( 1 .. 10 ) ) OF
                SEQUENCE {
                    extId      MAP-EXTENSION .&extensionId ( {
                        '...'} ) ,
                    extType    MAP-EXTENSION .&ExtensionType ( {
                        '...'} { @extId } ) OPTIONAL} OPTIONAL,
            pcs-Extensions [1] IMPLICIT SEQUENCE {
                ... } OPTIONAL,
                ... } OPTIONAL,
                ... } OPTIONAL,
            ... } OPTIONAL,
        istAlertTimer [26] IMPLICIT INTEGER ( 15 .. 255 )
    OPTIONAL,
    superChargerSupportedInHLR [27] IMPLICIT OCTET STRING ( SIZE ( 1 .. 6
) ) OPTIONAL,
    mc-SS-Info [28] IMPLICIT SEQUENCE {
        ss-Code [0] IMPLICIT OCTET STRING ( SIZE ( 1 ) ),
        ss-Status [1] IMPLICIT OCTET STRING ( SIZE ( 1 .. 5 ) ),
        nbrSB [2] IMPLICIT INTEGER ( 2 .. 7 ),
        nbrUser [3] IMPLICIT INTEGER ( 1 .. 7 ),
        extensionContainer [4] IMPLICIT SEQUENCE {
            privateExtensionList [0] IMPLICIT SEQUENCE ( SIZE ( 1 .. 10 ) ) OF
                SEQUENCE {
                    extId      MAP-EXTENSION .&extensionId ( {
                        '...'} ) ,
                    extType    MAP-EXTENSION .&ExtensionType ( {
                        '...'} { @extId } ) OPTIONAL} OPTIONAL,

```

```

        pcs-Extensions          [1] IMPLICIT SEQUENCE {
            ... } OPTIONAL,
            ... } OPTIONAL,
            ... } OPTIONAL,
        cs-AllocationRetentionPriority [29] IMPLICIT OCTET STRING ( SIZE ( 1 ) )
OPTIONAL}
RESULT
insertSubscriberDataRes SEQUENCE {
    teleserviceList [1] IMPLICIT SEQUENCE ( SIZE ( 1 .. 20 ) ) OF
        OCTET STRING ( SIZE ( 1 .. 5 ) ) OPTIONAL,
    bearerServiceList [2] IMPLICIT SEQUENCE ( SIZE ( 1 .. 50 ) ) OF
        OCTET STRING ( SIZE ( 1 .. 5 ) ) OPTIONAL,
    ss-List [3] IMPLICIT SEQUENCE ( SIZE ( 1 .. 30 ) ) OF
        OCTET STRING ( SIZE ( 1 ) ) OPTIONAL,
    odb-GeneralData [4] IMPLICIT BIT STRING {
        allOG-CallsBarred ( 0 ),
        internationalOGCallsBarred ( 1 ),
        internationalOGCallsNotToHPLMN-CountryBarred ( 2 ),
        interzonalOGCallsBarred ( 6 ),
        interzonalOGCallsNotToHPLMN-CountryBarred ( 7 ),
        interzonalOGCallsAndInternationalOGCallsNotToHPLMN-CountryBarred ( 8 ),
        premiumRateInformationOGCallsBarred ( 3 ),
        premiumRateEntertainmentOGCallsBarred ( 4 ),
        ss-AccessBarred ( 5 ),
        allECT-Barred ( 9 ),
        chargeableECT-Barred ( 10 ),
        internationalECT-Barred ( 11 ),
        interzonalECT-Barred ( 12 ),
        doublyChargeableECT-Barred ( 13 ),
        multipleECT-Barred ( 14 ) } ( SIZE ( 15 .. 32 ) ) OPTIONAL,
    regionalSubscriptionResponse [5] IMPLICIT ENUMERATED {
        networkNode-AreaRestricted ( 0 ),
        tooManyZoneCodes ( 1 ),
        zoneCodesConflict ( 2 ),
        regionalSubscNotSupported ( 3 ) } OPTIONAL,
    supportedCamelPhases [6] IMPLICIT BIT STRING {
        phase1 ( 0 ),
        phase2 ( 1 ),
        phase3 ( 2 ) } ( SIZE ( 1 .. 16 ) ) OPTIONAL,
    extensionContainer [7] IMPLICIT SEQUENCE {
        privateExtensionList [0] IMPLICIT SEQUENCE ( SIZE ( 1 .. 10 ) ) OF
            SEQUENCE {
                extId MAP-EXTENSION .&extensionId ( {
                    '
                    ... } ) ,
                extType MAP-EXTENSION .&ExtensionType ( {
                    '
                    ... } { @extId } ) OPTIONAL} OPTIONAL,
        pcs-Extensions [1] IMPLICIT SEQUENCE {
            ... } OPTIONAL,
            ... } OPTIONAL,
        ... }
ERRORS {
    -- dataMissing -- localValue : 35,
    -- unexpectedDataValue -- localValue : 36,
    -- unidentifiedSubscriber -- localValue : 5}
 ::= localValue : 7

deleteSubscriberData OPERATION
ARGUMENT
    deleteSubscriberDataArg SEQUENCE {
        imsi [0] IMPLICIT OCTET STRING ( SIZE ( 3 .. 8
    ) ),
        basicServiceList [1] IMPLICIT SEQUENCE ( SIZE ( 1 .. 70 )
    ) OF
        CHOICE {
            ext-BearerService [2] IMPLICIT OCTET STRING ( SIZE ( 1 .. 5 ) ),
            ext-Teleservice [3] IMPLICIT OCTET STRING ( SIZE ( 1 .. 5 ) ) } OPTIONAL,
        ss-List [2] IMPLICIT SEQUENCE ( SIZE ( 1 .. 30 )
    ) OF
        OCTET STRING ( SIZE ( 1 ) ) OPTIONAL,
        roamingRestrictionDueToUnsupportedFeature [4] IMPLICIT NULL OPTIONAL,
        regionalSubscriptionIdentifier [5] IMPLICIT OCTET STRING ( SIZE ( 2 ) )
OPTIONAL,
        vbsGroupIndication [7] IMPLICIT NULL OPTIONAL,
        vgcsGroupIndication [8] IMPLICIT NULL OPTIONAL,
        camelSubscriptionInfoWithdraw [9] IMPLICIT NULL OPTIONAL,
        extensionContainer [6] IMPLICIT SEQUENCE {

```

```

privateExtensionList [0] IMPLICIT SEQUENCE ( SIZE ( 1 .. 10 ) ) OF
  SEQUENCE {
    extId      MAP-EXTENSION .&extensionId ( {
      '
      ... } ) ,
    extType    MAP-EXTENSION .&ExtensionType ( {
      '
      ... } { @extId } ) OPTIONAL} OPTIONAL,
  pcs-Extensions [1] IMPLICIT SEQUENCE {
    ... } OPTIONAL,
  ... } OPTIONAL,
  ... ,
gprsSubscriptionDataWithdraw [10] CHOICE {
  allGPRSData      NULL,
  contextIdList    SEQUENCE ( SIZE ( 1 .. 50 ) ) OF
    INTEGER ( 1 .. 50 ) } OPTIONAL,
  roamingRestrictedInSgsnDueToUnsupportedFeature [11] IMPLICIT NULL OPTIONAL,
  lsaInformationWithdraw [12] CHOICE {
    allLSAData      NULL,
    lsaIdentityList SEQUENCE ( SIZE ( 1 .. 20 ) ) OF
      OCTET STRING ( SIZE ( 3 ) ) } OPTIONAL,
  gmlc-ListWithdraw [13] IMPLICIT NULL OPTIONAL,
  istInformationWithdraw [14] IMPLICIT NULL OPTIONAL}

RESULT
deleteSubscriberDataRes SEQUENCE {
  regionalSubscriptionResponse [0] IMPLICIT ENUMERATED {
    networkNode-AreaRestricted ( 0 ),
    tooManyZoneCodes ( 1 ),
    zoneCodesConflict ( 2 ),
    regionalSubscNotSupported ( 3 ) } OPTIONAL,
  extensionContainer SEQUENCE {
    privateExtensionList [0] IMPLICIT SEQUENCE ( SIZE ( 1 .. 10 ) ) OF
      SEQUENCE {
        extId      MAP-EXTENSION .&extensionId ( {
          '
          ... } ) ,
        extType    MAP-EXTENSION .&ExtensionType ( {
          '
          ... } { @extId } ) OPTIONAL} OPTIONAL,
      pcs-Extensions [1] IMPLICIT SEQUENCE {
        ... } OPTIONAL,
      ... } OPTIONAL,
    ... }
  ... }

ERRORS {
  -- dataMissing -- localValue : 35,
  -- unexpectedDataValue -- localValue : 36,
  -- unidentifiedSubscriber -- localValue : 5}
 ::= localValue : 8

reset OPERATION
ARGUMENT
  resetArg SEQUENCE {
    hlr-Number OCTET STRING ( SIZE ( 1 .. 9 ) ),
    hlr-List SEQUENCE ( SIZE ( 1 .. 50 ) ) OF
      OCTET STRING ( SIZE ( 3 .. 8 ) ) OPTIONAL,
    ... }
 ::= localValue : 37

forwardCheckSS-Indication OPERATION
 ::= localValue : 38

restoreData OPERATION
ARGUMENT
  restoreDataArg SEQUENCE {
    imsi OCTET STRING ( SIZE ( 3 .. 8 ) ),
    lmsi OCTET STRING ( SIZE ( 4 ) ) OPTIONAL,
    extensionContainer SEQUENCE {
      privateExtensionList [0] IMPLICIT SEQUENCE ( SIZE ( 1 .. 10 ) ) OF
        SEQUENCE {
          extId      MAP-EXTENSION .&extensionId ( {
            '
            ... } ) ,
          extType    MAP-EXTENSION .&ExtensionType ( {
            '
            ... } { @extId } ) OPTIONAL} OPTIONAL,
        pcs-Extensions [1] IMPLICIT SEQUENCE {
          ... } OPTIONAL,
        ... } OPTIONAL,
      ... }
  ... }

```

```

... ,
vlr-Capability      [6] IMPLICIT SEQUENCE {
  supportedCamelPhases      [0] IMPLICIT BIT STRING {
    phase1 ( 0 ),
    phase2 ( 1 ),
    phase3 ( 2 ) } ( SIZE ( 1 .. 16 ) ) OPTIONAL,
  extensionContainer      SEQUENCE {
    privateExtensionList    [0] IMPLICIT SEQUENCE ( SIZE ( 1 .. 10 ) ) OF
      SEQUENCE {
        extId      MAP-EXTENSION .&extensionId ( {
          '...'} ) ,
        extType    MAP-EXTENSION .&ExtensionType ( {
          '...' { @extId } ) OPTIONAL} OPTIONAL,
    pcs-Extensions      [1] IMPLICIT SEQUENCE {
      ... } OPTIONAL,
      ... } OPTIONAL,
  ... ,
  solsaSupportIndicator      [2] IMPLICIT NULL OPTIONAL,
  istSupportIndicator      [1] IMPLICIT ENUMERATED {
    basicISTSupported      ( 0 ),
    istCommandSupported    ( 1 ),
    ... } OPTIONAL,
  superChargerSupportedInServingNetworkEntity [3] CHOICE {
    sendSubscriberData      [0] IMPLICIT NULL,
    subscriberDataStored    [1] IMPLICIT OCTET STRING ( SIZE ( 1 .. 6 ) ) OPTIONAL,
    longFTN-Supported      [4] IMPLICIT NULL OPTIONAL} OPTIONAL}
RESULT
  restoreDataRes SEQUENCE {
    hlr-Number      OCTET STRING ( SIZE ( 1 .. 9 ) ),
    msNotReachable  NULL OPTIONAL,
    extensionContainer SEQUENCE {
      privateExtensionList [0] IMPLICIT SEQUENCE ( SIZE ( 1 .. 10 ) ) OF
        SEQUENCE {
          extId      MAP-EXTENSION .&extensionId ( {
            '...'} ) ,
          extType    MAP-EXTENSION .&ExtensionType ( {
            '...' { @extId } ) OPTIONAL} OPTIONAL,
        pcs-Extensions [1] IMPLICIT SEQUENCE {
          ... } OPTIONAL,
          ... } OPTIONAL,
        ... }
  ... }
ERRORS {
  -- systemFailure -- localValue : 34,
  -- dataMissing -- localValue : 35,
  -- unexpectedDataValue -- localValue : 36,
  -- unknownSubscriber -- localValue : 1}
 ::= localValue : 57

activateTraceMode OPERATION
  ARGUMENT
    activateTraceModeArg SEQUENCE {
      imsi      [0] IMPLICIT OCTET STRING ( SIZE ( 3 .. 8 ) ) OPTIONAL,
      traceReference [1] IMPLICIT OCTET STRING ( SIZE ( 1 .. 2 ) ),
      traceType [2] IMPLICIT INTEGER ( 0 .. 255 ),
      omc-Id [3] IMPLICIT OCTET STRING ( SIZE ( 1 .. 20 ) ) OPTIONAL,
      extensionContainer [4] IMPLICIT SEQUENCE {
        privateExtensionList [0] IMPLICIT SEQUENCE ( SIZE ( 1 .. 10 ) ) OF
          SEQUENCE {
            extId      MAP-EXTENSION .&extensionId ( {
              '...'} ) ,
            extType    MAP-EXTENSION .&ExtensionType ( {
              '...' { @extId } ) OPTIONAL} OPTIONAL,
          pcs-Extensions [1] IMPLICIT SEQUENCE {
            ... } OPTIONAL,
            ... } OPTIONAL,
          ... }
      ... }
  RESULT
    activateTraceModeRes SEQUENCE {
      extensionContainer [0] IMPLICIT SEQUENCE {
        privateExtensionList [0] IMPLICIT SEQUENCE ( SIZE ( 1 .. 10 ) ) OF
          SEQUENCE {
            extId      MAP-EXTENSION .&extensionId ( {

```

```

        '...') ,
        extType    MAP-EXTENSION .&ExtensionType ( {
            '...') { @extId    } ) OPTIONAL} OPTIONAL,
        pcs-Extensions    [1] IMPLICIT SEQUENCE {
            ... } OPTIONAL,
            ... } OPTIONAL,
        ... }
ERRORS {
-- systemFailure -- localValue : 34,
-- dataMissing -- localValue : 35,
-- unexpectedDataValue -- localValue : 36,
-- facilityNotSupported -- localValue : 21,
-- unidentifiedSubscriber -- localValue : 5,
-- tracingBufferFull -- localValue : 40}
 ::= localValue : 50

deactivateTraceMode OPERATION
ARGUMENT
    deactivateTraceModeArg SEQUENCE {
        imsi                [0] IMPLICIT OCTET STRING ( SIZE ( 3 .. 8 ) ) OPTIONAL,
        traceReference      [1] IMPLICIT OCTET STRING ( SIZE ( 1 .. 2 ) ),
        extensionContainer  [2] IMPLICIT SEQUENCE {
            privateExtensionList [0] IMPLICIT SEQUENCE ( SIZE ( 1 .. 10 ) ) OF
                SEQUENCE {
                    extId        MAP-EXTENSION .&extensionId ( {
                        '...') ) ,
                    extType    MAP-EXTENSION .&ExtensionType ( {
                        '...') { @extId    } ) OPTIONAL} OPTIONAL,
                    pcs-Extensions    [1] IMPLICIT SEQUENCE {
                        ... } OPTIONAL,
                        ... } OPTIONAL,
                    ... }
                ... }
RESULT
    deactivateTraceModeRes SEQUENCE {
        extensionContainer [0] IMPLICIT SEQUENCE {
            privateExtensionList [0] IMPLICIT SEQUENCE ( SIZE ( 1 .. 10 ) ) OF
                SEQUENCE {
                    extId        MAP-EXTENSION .&extensionId ( {
                        '...') ) ,
                    extType    MAP-EXTENSION .&ExtensionType ( {
                        '...') { @extId    } ) OPTIONAL} OPTIONAL,
                    pcs-Extensions    [1] IMPLICIT SEQUENCE {
                        ... } OPTIONAL,
                        ... } OPTIONAL,
                    ... }
                ... }
        ... }
ERRORS {
-- systemFailure -- localValue : 34,
-- dataMissing -- localValue : 35,
-- unexpectedDataValue -- localValue : 36,
-- facilityNotSupported -- localValue : 21,
-- unidentifiedSubscriber -- localValue : 5}
 ::= localValue : 51

sendIMSI OPERATION
ARGUMENT
    msisdn    OCTET STRING ( SIZE ( 1 .. 9 ) )
RESULT
    imsi      OCTET STRING ( SIZE ( 3 .. 8 ) )
ERRORS {
-- dataMissing -- localValue : 35,
-- unexpectedDataValue -- localValue : 36,
-- unknownSubscriber -- localValue : 1}
 ::= localValue : 58

sendRoutingInfo OPERATION
ARGUMENT
    sendRoutingInfoArg SEQUENCE {
        msisdn                [0] IMPLICIT OCTET STRING ( SIZE ( 1 .. 9 ) ),
        cug-CheckInfo         [1] IMPLICIT SEQUENCE {
            cug-Interlock      OCTET STRING ( SIZE ( 4 ) ),
            cug-OutgoingAccess NULL OPTIONAL,
            extensionContainer SEQUENCE {

```

```

privateExtensionList  [0] IMPLICIT SEQUENCE ( SIZE ( 1 .. 10 ) ) OF
SEQUENCE {
    extId      MAP-EXTENSION .&extensionId ( {
        '
        ... } ) ,
    extType    MAP-EXTENSION .&ExtensionType ( {
        '
        ... } { @extId } ) OPTIONAL} OPTIONAL,
    pcs-Extensions  [1] IMPLICIT SEQUENCE {
        ... } OPTIONAL,
        ... } OPTIONAL,
        ... } OPTIONAL,
numberOfForwarding  [2] IMPLICIT INTEGER ( 1 .. 5 ) OPTIONAL,
interrogationType  [3] IMPLICIT ENUMERATED {
    basicCall      ( 0 ) ,
    forwarding     ( 1 ) } ,
or-Interrogation  [4] IMPLICIT NULL OPTIONAL,
or-Capability     [5] IMPLICIT INTEGER ( 1 .. 127 ) OPTIONAL,
gsmc-Address      [6] IMPLICIT OCTET STRING ( SIZE ( 1 .. 9 ) ) ,
callReferenceNumber  [7] IMPLICIT OCTET STRING ( SIZE ( 1 .. 8 ) ) OPTIONAL,
forwardingReason  [8] IMPLICIT ENUMERATED {
    notReachable  ( 0 ) ,
    busy          ( 1 ) ,
    noReply       ( 2 ) } OPTIONAL,
basicServiceGroup  [9] CHOICE {
    ext-BearerService  [2] IMPLICIT OCTET STRING ( SIZE ( 1 .. 5 ) ) ,
    ext-Teleservice    [3] IMPLICIT OCTET STRING ( SIZE ( 1 .. 5 ) ) } OPTIONAL,
networkSignalInfo  [10] IMPLICIT SEQUENCE {
    protocolId      ENUMERATED {
        gsm-0408      ( 1 ) ,
        gsm-0806      ( 2 ) ,
        gsm-BSSMAP    ( 3 ) ,
        ets-300102-1  ( 4 ) } ,
    signalInfo      OCTET STRING ( SIZE ( 1 .. 200 ) ) ,
    extensionContainer  SEQUENCE {
        privateExtensionList  [0] IMPLICIT SEQUENCE ( SIZE ( 1 .. 10 ) ) OF
SEQUENCE {
            extId      MAP-EXTENSION .&extensionId ( {
                '
                ... } ) ,
            extType    MAP-EXTENSION .&ExtensionType ( {
                '
                ... } { @extId } ) OPTIONAL} OPTIONAL,
            pcs-Extensions  [1] IMPLICIT SEQUENCE {
                ... } OPTIONAL,
                ... } OPTIONAL,
                ... } OPTIONAL,
camelInfo  [11] IMPLICIT SEQUENCE {
    supportedCamelPhases  BIT STRING {
        phase1 ( 0 ) ,
        phase2 ( 1 ) ,
        phase3 ( 2 ) } ( SIZE ( 1 .. 16 ) ) ,
    suppress-T-CSI      NULL OPTIONAL,
    extensionContainer  SEQUENCE {
        privateExtensionList  [0] IMPLICIT SEQUENCE ( SIZE ( 1 .. 10 ) ) OF
SEQUENCE {
            extId      MAP-EXTENSION .&extensionId ( {
                '
                ... } ) ,
            extType    MAP-EXTENSION .&ExtensionType ( {
                '
                ... } { @extId } ) OPTIONAL} OPTIONAL,
            pcs-Extensions  [1] IMPLICIT SEQUENCE {
                ... } OPTIONAL,
                ... } OPTIONAL,
                ... } OPTIONAL,
suppressionOfAnnouncement  [12] IMPLICIT NULL OPTIONAL,
extensionContainer  [13] IMPLICIT SEQUENCE {
    privateExtensionList  [0] IMPLICIT SEQUENCE ( SIZE ( 1 .. 10 ) ) OF
SEQUENCE {
        extId      MAP-EXTENSION .&extensionId ( {
            '
            ... } ) ,
        extType    MAP-EXTENSION .&ExtensionType ( {
            '
            ... } { @extId } ) OPTIONAL} OPTIONAL,
        pcs-Extensions  [1] IMPLICIT SEQUENCE {
            ... } OPTIONAL,
            ... } OPTIONAL,
            ... } OPTIONAL,

```

```

... } OPTIONAL,
... ,
alertingPattern          [14] IMPLICIT OCTET STRING ( SIZE ( 1 ) ) OPTIONAL,
ccbs-Call                [15] IMPLICIT NULL OPTIONAL,
supportedCCBS-Phase     [16] IMPLICIT INTEGER ( 1 .. 127 ) OPTIONAL,
additionalSignalInfo    [17] IMPLICIT SEQUENCE {
  ext-ProtocolId        ENUMERATED {
    ets-300356 ( 1 ),
    ... },
  signalInfo            OCTET STRING ( SIZE ( 1 .. 200 ) ),
  extensionContainer   SEQUENCE {
    privateExtensionList [0] IMPLICIT SEQUENCE ( SIZE ( 1 .. 10 ) ) OF
      SEQUENCE {
        extId           MAP-EXTENSION .&extensionId ( {
          '...' ) ,
          extType       MAP-EXTENSION .&ExtensionType ( {
            '...' { @extId } ) OPTIONAL} OPTIONAL,
        pcs-Extensions [1] IMPLICIT SEQUENCE {
          ... } OPTIONAL,
          ... } OPTIONAL,
          ... } OPTIONAL,
        istSupportIndicator [18] IMPLICIT ENUMERATED {
          basicISTSupported ( 0 ),
          istCommandSupported ( 1 ),
          ... } OPTIONAL,
        pre-pagingSupported [19] IMPLICIT NULL OPTIONAL,
        callDiversionTreatmentIndicator [20] IMPLICIT OCTET STRING ( SIZE ( 1 ) ) OPTIONAL,
        longFTN-Supported [21] IMPLICIT NULL OPTIONAL}
  }
}
RESULT
sendRoutingInfoRes [3] IMPLICIT SEQUENCE {
  imsi [9] IMPLICIT OCTET STRING ( SIZE ( 3 .. 8 ) ) OPTIONAL,
  extendedRoutingInfo CHOICE {
    routingInfo CHOICE {
      roamingNumber OCTET STRING ( SIZE ( 1 .. 9 ) ),
      forwardingData SEQUENCE {
        forwardedToNumber [5] IMPLICIT OCTET STRING ( SIZE ( 1 .. 9 ) ) OPTIONAL,
        forwardedToSubaddress [4] IMPLICIT OCTET STRING ( SIZE ( 1 .. 21 ) ) OPTIONAL,
        forwardingOptions [6] IMPLICIT OCTET STRING ( SIZE ( 1 ) ) OPTIONAL,
        extensionContainer [7] IMPLICIT SEQUENCE {
          privateExtensionList [0] IMPLICIT SEQUENCE ( SIZE ( 1 .. 10 ) ) OF
            SEQUENCE {
              extId           MAP-EXTENSION .&extensionId ( {
                '...' ) ,
                extType       MAP-EXTENSION .&ExtensionType ( {
                  '...' { @extId } ) OPTIONAL} OPTIONAL,
              pcs-Extensions [1] IMPLICIT SEQUENCE {
                ... } OPTIONAL,
                ... } OPTIONAL,
                ... ,
                longForwardedToNumber [8] IMPLICIT OCTET STRING ( SIZE ( 1 .. 15 ) ) OPTIONAL}},
          camelRoutingInfo [8] IMPLICIT SEQUENCE {
            forwardingData SEQUENCE {
              forwardedToNumber [5] IMPLICIT OCTET STRING ( SIZE ( 1 .. 9 ) ) OPTIONAL,
              forwardedToSubaddress [4] IMPLICIT OCTET STRING ( SIZE ( 1 .. 21 ) ) OPTIONAL,
              forwardingOptions [6] IMPLICIT OCTET STRING ( SIZE ( 1 ) ) OPTIONAL,
              extensionContainer [7] IMPLICIT SEQUENCE {
                privateExtensionList [0] IMPLICIT SEQUENCE ( SIZE ( 1 .. 10 ) ) OF
                  SEQUENCE {
                    extId           MAP-EXTENSION .&extensionId ( {
                      '...' ) ,
                      extType       MAP-EXTENSION .&ExtensionType ( {
                        '...' { @extId } ) OPTIONAL} OPTIONAL,
                    pcs-Extensions [1] IMPLICIT SEQUENCE {
                      ... } OPTIONAL,
                      ... } OPTIONAL,
                      ... ,
                      longForwardedToNumber [8] IMPLICIT OCTET STRING ( SIZE ( 1 .. 15 ) ) OPTIONAL}
                }
            }
          }
        }
      }
    }
  }
}
OPTIONAL,
gsmcCamelSubscriptionInfo [0] IMPLICIT SEQUENCE {
  t-CSI [0] IMPLICIT SEQUENCE {
    t-BcsmCamelTDPDataList SEQUENCE ( SIZE ( 1 .. 10 ) ) OF
      SEQUENCE {

```

```

t-BcsmTriggerDetectionPoint  ENUMERATED {
    termAttemptAuthorized  (12 ),
    ... ,
    tBusy                  (13 ),
    tNoAnswer              (14 )},
serviceKey                 INTEGER ( 0 .. 2147483647 ),
gsmSCF-Address             [0] IMPLICIT OCTET STRING ( SIZE (1 .. 9 )
),

defaultCallHandling        [1] IMPLICIT ENUMERATED {
    continueCall  (0 ),
    releaseCall  (1 ),
    ... },
extensionContainer         [2] IMPLICIT SEQUENCE {
    privateExtensionList  [0] IMPLICIT SEQUENCE ( SIZE (1 .. 10 ) ) OF
        SEQUENCE {
            extId          MAP-EXTENSION .&extensionId ( {
                '...'} ) ,
            extType        MAP-EXTENSION .&ExtensionType ( {
                '...'} { @extId  } ) OPTIONAL} OPTIONAL,
    pcs-Extensions         [1] IMPLICIT SEQUENCE {
        ... } OPTIONAL,
    ... } OPTIONAL,
    ... },
extensionContainer         SEQUENCE {
    privateExtensionList  [0] IMPLICIT SEQUENCE ( SIZE (1 .. 10 ) ) OF
        SEQUENCE {
            extId          MAP-EXTENSION .&extensionId ( {
                '...'} ) ,
            extType        MAP-EXTENSION .&ExtensionType ( {
                '...'} { @extId  } ) OPTIONAL} OPTIONAL,
    pcs-Extensions         [1] IMPLICIT SEQUENCE {
        ... } OPTIONAL,
    ... } OPTIONAL,
    ... },
camelCapabilityHandling    [0] IMPLICIT INTEGER ( 1 .. 16 ) OPTIONAL,
notificationToCSE         [1] IMPLICIT NULL OPTIONAL,
csi-Active                 [2] IMPLICIT NULL OPTIONAL} OPTIONAL,
o-CSI                       [1] IMPLICIT SEQUENCE {
    o-BcsmCamelTDPDataList  SEQUENCE ( SIZE (1 .. 10 ) ) OF
        SEQUENCE {
            o-BcsmTriggerDetectionPoint  ENUMERATED {
                collectedInfo  (2 ),
                ... ,
                routeSelectFailure  (4 )},
            serviceKey          INTEGER ( 0 .. 2147483647 ),
            gsmSCF-Address      [0] IMPLICIT OCTET STRING ( SIZE (1 .. 9 )
),

defaultCallHandling        [1] IMPLICIT ENUMERATED {
    continueCall  (0 ),
    releaseCall  (1 ),
    ... },
extensionContainer         [2] IMPLICIT SEQUENCE {
    privateExtensionList  [0] IMPLICIT SEQUENCE ( SIZE (1 .. 10 ) ) OF
        SEQUENCE {
            extId          MAP-EXTENSION .&extensionId ( {
                '...'} ) ,
            extType        MAP-EXTENSION .&ExtensionType ( {
                '...'} { @extId  } ) OPTIONAL} OPTIONAL,
    pcs-Extensions         [1] IMPLICIT SEQUENCE {
        ... } OPTIONAL,
    ... } OPTIONAL,
    ... },
extensionContainer         SEQUENCE {
    privateExtensionList  [0] IMPLICIT SEQUENCE ( SIZE (1 .. 10 ) ) OF
        SEQUENCE {
            extId          MAP-EXTENSION .&extensionId ( {
                '...'} ) ,
            extType        MAP-EXTENSION .&ExtensionType ( {
                '...'} { @extId  } ) OPTIONAL} OPTIONAL,
    pcs-Extensions         [1] IMPLICIT SEQUENCE {

```



```

... } OPTIONAL,
... } OPTIONAL,
... ,
camelCapabilityHandling [0] IMPLICIT INTEGER ( 1 .. 16 ) OPTIONAL,
notificationToCSE [1] IMPLICIT NULL OPTIONAL,
csiActive [2] IMPLICIT NULL OPTIONAL} OPTIONAL,
extensionContainer [2] IMPLICIT SEQUENCE {
privateExtensionList [0] IMPLICIT SEQUENCE ( SIZE ( 1 .. 10 ) ) OF
SEQUENCE {
extId MAP-EXTENSION .&extensionId ( {
'
...} ) ,
extType MAP-EXTENSION .&ExtensionType ( {
'
...} { @extId } ) OPTIONAL} OPTIONAL,
pcs-Extensions [1] IMPLICIT SEQUENCE {
... } OPTIONAL,
... } OPTIONAL,
... ,
o-BcsmCamelTDP-CriteriaList [3] IMPLICIT SEQUENCE ( SIZE ( 1 .. 10 ) ) OF
SEQUENCE {
o-BcsmTriggerDetectionPoint ENUMERATED {
collectedInfo ( 2 ) ,
... ,
routeSelectFailure ( 4 ) } ,
destinationNumberCriteria [0] IMPLICIT SEQUENCE {
matchType [0] IMPLICIT ENUMERATED {
inhibiting ( 0 ) ,
enabling ( 1 ) } ,
destinationNumberList [1] IMPLICIT SEQUENCE ( SIZE ( 1 .. 10 ) )
OF
OCTET STRING ( SIZE ( 1 .. 9 ) ) OPTIONAL,
destinationNumberLengthList [2] IMPLICIT SEQUENCE ( SIZE ( 1 .. 3 ) )
OF
INTEGER ( 1 .. 15 ) OPTIONAL,
... } OPTIONAL,
basicServiceCriteria [1] IMPLICIT SEQUENCE ( SIZE ( 1 .. 5 ) ) OF
CHOICE {
ext-BearerService [2] IMPLICIT OCTET STRING ( SIZE ( 1 .. 5 ) ) ,
ext-Teleservice [3] IMPLICIT OCTET STRING ( SIZE ( 1 .. 5 ) ) }
OPTIONAL,
callTypeCriteria [2] IMPLICIT ENUMERATED {
forwarded ( 0 ) ,
notForwarded ( 1 ) } OPTIONAL,
... ,
o-CauseValueCriteria [3] IMPLICIT SEQUENCE ( SIZE ( 1 .. 5 ) ) OF
OCTET STRING ( SIZE ( 1 ) ) OPTIONAL,
extensionContainer [4] IMPLICIT SEQUENCE {
privateExtensionList [0] IMPLICIT SEQUENCE ( SIZE ( 1 .. 10 ) ) OF
SEQUENCE {
extId MAP-EXTENSION .&extensionId ( {
'
...} ) ,
extType MAP-EXTENSION .&ExtensionType ( {
'
...} { @extId } ) OPTIONAL} OPTIONAL,
pcs-Extensions [1] IMPLICIT SEQUENCE {
... } OPTIONAL,
... } OPTIONAL,
t-BCSM-CAMEL-TDP-CriteriaList [4] IMPLICIT SEQUENCE ( SIZE ( 1 .. 10 ) ) OF
SEQUENCE {
t-BCSM-TriggerDetectionPoint ENUMERATED {
termAttemptAuthorized ( 12 ) ,
... ,
tBusy ( 13 ) ,
tNoAnswer ( 14 ) } ,
basicServiceCriteria [0] IMPLICIT SEQUENCE ( SIZE ( 1 .. 5 ) ) OF
CHOICE {
ext-BearerService [2] IMPLICIT OCTET STRING ( SIZE ( 1 .. 5 ) ) ,
ext-Teleservice [3] IMPLICIT OCTET STRING ( SIZE ( 1 .. 5 ) ) }
OPTIONAL,
t-CauseValueCriteria [1] IMPLICIT SEQUENCE ( SIZE ( 1 .. 5 ) ) OF
OCTET STRING ( SIZE ( 1 ) ) OPTIONAL,
... } OPTIONAL,
d-csi [5] IMPLICIT SEQUENCE {
dp-AnalysedInfoCriteriaList SEQUENCE ( SIZE ( 1 .. 10 ) ) OF
SEQUENCE {
dialledNumber OCTET STRING ( SIZE ( 1 .. 9 ) ) ,

```

```

serviceKey                INTEGER ( 0 .. 2147483647 ),
gsmSCF-Address            OCTET STRING ( SIZE ( 1 .. 9 ) ),
defaultCallHandling      ENUMERATED {
    continueCall    ( 0 ),
    releaseCall     ( 1 ),
    ... },
extensionContainer       SEQUENCE {
    privateExtensionList  [0] IMPLICIT SEQUENCE ( SIZE ( 1 .. 10 ) ) OF
        SEQUENCE {
            extId        MAP-EXTENSION .&extensionId ( {
                '...' ) ,
            extType      MAP-EXTENSION .&ExtensionType ( {
                '...' { @extId } ) OPTIONAL} OPTIONAL,
            pcs-Extensions [1] IMPLICIT SEQUENCE {
                ... } OPTIONAL,
                ... } OPTIONAL,
            ... },
    camelCapabilityHandling INTEGER ( 1 .. 16 ),
    extensionContainer     SEQUENCE {
        privateExtensionList  [0] IMPLICIT SEQUENCE ( SIZE ( 1 .. 10 ) ) OF
            SEQUENCE {
                extId        MAP-EXTENSION .&extensionId ( {
                    '...' ) ,
                extType      MAP-EXTENSION .&ExtensionType ( {
                    '...' { @extId } ) OPTIONAL} OPTIONAL,
                pcs-Extensions [1] IMPLICIT SEQUENCE {
                    ... } OPTIONAL,
                    ... } OPTIONAL,
                    ... } OPTIONAL},
        extensionContainer [1] IMPLICIT SEQUENCE {
            privateExtensionList  [0] IMPLICIT SEQUENCE ( SIZE ( 1 .. 10 ) ) OF
                SEQUENCE {
                    extId        MAP-EXTENSION .&extensionId ( {
                        '...' ) ,
                    extType      MAP-EXTENSION .&ExtensionType ( {
                            '...' { @extId } ) OPTIONAL} OPTIONAL,
                    pcs-Extensions [1] IMPLICIT SEQUENCE {
                        ... } OPTIONAL,
                        ... } OPTIONAL,
                        ... } OPTIONAL},
            cug-CheckInfo [3] IMPLICIT SEQUENCE {
                cug-Interlock    OCTET STRING ( SIZE ( 4 ) ),
                cug-OutgoingAccess NULL OPTIONAL,
                extensionContainer SEQUENCE {
                    privateExtensionList  [0] IMPLICIT SEQUENCE ( SIZE ( 1 .. 10 ) ) OF
                        SEQUENCE {
                            extId        MAP-EXTENSION .&extensionId ( {
                                '...' ) ,
                            extType      MAP-EXTENSION .&ExtensionType ( {
                                    '...' { @extId } ) OPTIONAL} OPTIONAL,
                            pcs-Extensions [1] IMPLICIT SEQUENCE {
                                ... } OPTIONAL,
                                ... } OPTIONAL,
                                ... } OPTIONAL},
                    cugSubscriptionFlag [6] IMPLICIT NULL OPTIONAL,
                    subscriberInfo [7] IMPLICIT SEQUENCE {
                        locationInformation [0] IMPLICIT SEQUENCE {
                            ageOfLocationInformation    INTEGER ( 0 .. 32767 ) OPTIONAL,
                            geographicalInformation [0] IMPLICIT OCTET STRING ( SIZE ( 8 ) ) OPTIONAL,
                            vlr-number [1] IMPLICIT OCTET STRING ( SIZE ( 1 .. 9 ) )
                        },
                        locationNumber [2] IMPLICIT OCTET STRING ( SIZE ( 2 .. 10 ) )
                    },
                    cellGlobalIdOrServiceAreaIdOrLAI [3] CHOICE {
                        cellGlobalIdOrServiceAreaIdFixedLength [0] IMPLICIT OCTET STRING ( SIZE ( 7 ) )
                    },
                    laiFixedLength [1] IMPLICIT OCTET STRING ( SIZE ( 5 ) )
                } OPTIONAL,
            extensionContainer [4] IMPLICIT SEQUENCE {
                privateExtensionList [0] IMPLICIT SEQUENCE ( SIZE ( 1 .. 10 ) ) OF

```

```

SEQUENCE {
    extId      MAP-EXTENSION .&extensionId ( {
        '
        ... } ) ,
    extType    MAP-EXTENSION .&ExtensionType ( {
        '
        ... } { @extId } ) OPTIONAL} OPTIONAL,
    pcs-Extensions [1] IMPLICIT SEQUENCE {
        ... } OPTIONAL,
    ... } OPTIONAL,
    ... ,
    selectedLSA-Id [5] IMPLICIT OCTET STRING ( SIZE ( 3 ) ) OPTIONAL,
    msc-Number [6] IMPLICIT OCTET STRING ( SIZE ( 1 .. 9 ) )
OPTIONAL,
    geodeticInformation [7] IMPLICIT OCTET STRING ( SIZE ( 10 ) )
OPTIONAL,
    currentLocationRetrieved [8] IMPLICIT NULL OPTIONAL} OPTIONAL,
subscriberState [1] CHOICE {
    assumedIdle [0] IMPLICIT NULL,
    camelBusy [1] IMPLICIT NULL,
    netDetNotReachable ENUMERATED {
        msPurged ( 0 ) ,
        imsiDetached ( 1 ) ,
        restrictedArea ( 2 ) ,
        notRegistered ( 3 ) } ,
    notProvidedFromVLR [2] IMPLICIT NULL} OPTIONAL,
extensionContainer [2] IMPLICIT SEQUENCE {
    privateExtensionList [0] IMPLICIT SEQUENCE ( SIZE ( 1 .. 10 ) ) OF
        SEQUENCE {
            extId      MAP-EXTENSION .&extensionId ( {
                '
                ... } ) ,
            extType    MAP-EXTENSION .&ExtensionType ( {
                '
                ... } { @extId } ) OPTIONAL} OPTIONAL,
            pcs-Extensions [1] IMPLICIT SEQUENCE {
                ... } OPTIONAL,
            ... } OPTIONAL,
            ... } OPTIONAL,
ss-List [1] IMPLICIT SEQUENCE ( SIZE ( 1 .. 30 ) ) OF
    OCTET STRING ( SIZE ( 1 ) ) OPTIONAL,
basicService [5] CHOICE {
    ext-BearerService [2] IMPLICIT OCTET STRING ( SIZE ( 1 .. 5 ) ) ,
    ext-Teleservice [3] IMPLICIT OCTET STRING ( SIZE ( 1 .. 5 ) ) } OPTIONAL,
forwardingInterrogationRequired [4] IMPLICIT NULL OPTIONAL,
vmsc-Address [2] IMPLICIT OCTET STRING ( SIZE ( 1 .. 9 ) ) OPTIONAL,
extensionContainer [0] IMPLICIT SEQUENCE {
    privateExtensionList [0] IMPLICIT SEQUENCE ( SIZE ( 1 .. 10 ) ) OF
        SEQUENCE {
            extId      MAP-EXTENSION .&extensionId ( {
                '
                ... } ) ,
            extType    MAP-EXTENSION .&ExtensionType ( {
                '
                ... } { @extId } ) OPTIONAL} OPTIONAL,
            pcs-Extensions [1] IMPLICIT SEQUENCE {
                ... } OPTIONAL,
            ... } OPTIONAL,
            ... } OPTIONAL,
naea-PreferredCI [10] IMPLICIT SEQUENCE {
    naea-PreferredCIC [0] IMPLICIT OCTET STRING ( SIZE ( 3 ) ) ,
    extensionContainer [1] IMPLICIT SEQUENCE {
        privateExtensionList [0] IMPLICIT SEQUENCE ( SIZE ( 1 .. 10 ) ) OF
            SEQUENCE {
                extId      MAP-EXTENSION .&extensionId ( {
                    '
                    ... } ) ,
                extType    MAP-EXTENSION .&ExtensionType ( {
                    '
                    ... } { @extId } ) OPTIONAL} OPTIONAL,
                pcs-Extensions [1] IMPLICIT SEQUENCE {
                    ... } OPTIONAL,
                ... } OPTIONAL,
                ... } OPTIONAL,
ccbs-Indicators [11] IMPLICIT SEQUENCE {
    ccbs-Possible [0] IMPLICIT NULL OPTIONAL,
    keepCCBS-CallIndicator [1] IMPLICIT NULL OPTIONAL,
    extensionContainer [2] IMPLICIT SEQUENCE {

```

```

privateExtensionList  [0] IMPLICIT SEQUENCE ( SIZE ( 1 .. 10 ) ) OF
  SEQUENCE {
    extId      MAP-EXTENSION .&extensionId ( {
      '
      ... } ) ,
    extType    MAP-EXTENSION .&ExtensionType ( {
      '
      ... } { @extId } ) OPTIONAL} OPTIONAL,
  pcs-Extensions [1] IMPLICIT SEQUENCE {
    ... } OPTIONAL,
    ... } OPTIONAL,
    ... } OPTIONAL,
  msisdn [12] IMPLICIT OCTET STRING ( SIZE ( 1 .. 9 ) ) OPTIONAL,
  numberPortabilityStatus [13] IMPLICIT ENUMERATED {
    notKnownToBePorted ( 0 ),
    ownNumberPortedOut ( 1 ),
    foreignNumberPortedToForeignNetwork ( 2 ),
    ... } OPTIONAL,
  istAlertTimer [14] IMPLICIT INTEGER ( 15 .. 255 ) OPTIONAL}
ERRORS {
-- systemFailure -- localValue : 34,
-- dataMissing -- localValue : 35,
-- unexpectedDataValue -- localValue : 36,
-- facilityNotSupported -- localValue : 21,
-- or-NotAllowed -- localValue : 48,
-- unknownSubscriber -- localValue : 1,
-- numberChanged -- localValue : 44,
-- bearerServiceNotProvisioned -- localValue : 10,
-- teleserviceNotProvisioned -- localValue : 11,
-- absentSubscriber -- localValue : 27,
-- busySubscriber -- localValue : 45,
-- noSubscriberReply -- localValue : 46,
-- callBarred -- localValue : 13,
-- cug-Reject -- localValue : 15,
-- forwardingViolation -- localValue : 14}
 ::= localValue : 22

```

provideRoamingNumber OPERATION

ARGUMENT

```

provideRoamingNumberArg SEQUENCE {
  imsi [0] IMPLICIT OCTET STRING ( SIZE ( 3 .. 8 ) ),
  msc-Number [1] IMPLICIT OCTET STRING ( SIZE ( 1 .. 9 ) ),
  msisdn [2] IMPLICIT OCTET STRING ( SIZE ( 1 .. 9 ) ) OPTIONAL,
  lmsi [4] IMPLICIT OCTET STRING ( SIZE ( 4 ) ) OPTIONAL,
  gsm-BearerCapability [5] IMPLICIT SEQUENCE {
    protocolId ENUMERATED {
      gsm-0408 ( 1 ),
      gsm-0806 ( 2 ),
      gsm-BSSMAP ( 3 ),
      ets-300102-1 ( 4 )},
    signalInfo OCTET STRING ( SIZE ( 1 .. 200 ) ),
    extensionContainer SEQUENCE {
      privateExtensionList [0] IMPLICIT SEQUENCE ( SIZE ( 1 .. 10 ) ) OF
        SEQUENCE {
          extId      MAP-EXTENSION .&extensionId ( {
            '
            ... } ) ,
          extType    MAP-EXTENSION .&ExtensionType ( {
            '
            ... } { @extId } ) OPTIONAL} OPTIONAL,
        pcs-Extensions [1] IMPLICIT SEQUENCE {
          ... } OPTIONAL,
          ... } OPTIONAL,
          ... } OPTIONAL,
      networkSignalInfo [6] IMPLICIT SEQUENCE {
        protocolId ENUMERATED {
          gsm-0408 ( 1 ),
          gsm-0806 ( 2 ),
          gsm-BSSMAP ( 3 ),
          ets-300102-1 ( 4 )},
        signalInfo OCTET STRING ( SIZE ( 1 .. 200 ) ),
        extensionContainer SEQUENCE {
          privateExtensionList [0] IMPLICIT SEQUENCE ( SIZE ( 1 .. 10 ) ) OF
            SEQUENCE {
              extId      MAP-EXTENSION .&extensionId ( {
                '
                ... } ) ,
              extType    MAP-EXTENSION .&ExtensionType ( {

```

```

        ... } @extId } ) OPTIONAL} OPTIONAL,
    pcs-Extensions [1] IMPLICIT SEQUENCE {
        ... } OPTIONAL,
        ... } OPTIONAL,
        ... } OPTIONAL,
    suppressionOfAnnouncement [7] IMPLICIT NULL OPTIONAL,
    gsmc-Address [8] IMPLICIT OCTET STRING ( SIZE ( 1 .. 9 ) ) OPTIONAL,
    callReferenceNumber [9] IMPLICIT OCTET STRING ( SIZE ( 1 .. 8 ) ) OPTIONAL,
    or-Interrogation [10] IMPLICIT NULL OPTIONAL,
    extensionContainer [11] IMPLICIT SEQUENCE {
        privateExtensionList [0] IMPLICIT SEQUENCE ( SIZE ( 1 .. 10 ) ) OF
            SEQUENCE {
                extId MAP-EXTENSION .&extensionId ( {
                    '... } ) ,
                extType MAP-EXTENSION .&ExtensionType ( {
                    '... } { @extId } ) OPTIONAL} OPTIONAL,
            pcs-Extensions [1] IMPLICIT SEQUENCE {
                ... } OPTIONAL,
                ... } OPTIONAL,
                ... } OPTIONAL,
            ... ,
    alertingPattern [12] IMPLICIT OCTET STRING ( SIZE ( 1 ) ) OPTIONAL,
    ccbs-Call [13] IMPLICIT NULL OPTIONAL,
    supportedCamelPhasesInGMSC [15] IMPLICIT BIT STRING {
        phase1 ( 0 ),
        phase2 ( 1 ),
        phase3 ( 2 ) } ( SIZE ( 1 .. 16 ) ) OPTIONAL,
    additionalSignalInfo [14] IMPLICIT SEQUENCE {
        ext-ProtocolId ENUMERATED {
            ets-300356 ( 1 ),
            ... },
        signalInfo OCTET STRING ( SIZE ( 1 .. 200 ) ),
        extensionContainer SEQUENCE {
            privateExtensionList [0] IMPLICIT SEQUENCE ( SIZE ( 1 .. 10 ) ) OF
                SEQUENCE {
                    extId MAP-EXTENSION .&extensionId ( {
                        '... } ) ,
                    extType MAP-EXTENSION .&ExtensionType ( {
                        '... } { @extId } ) OPTIONAL} OPTIONAL,
                pcs-Extensions [1] IMPLICIT SEQUENCE {
                    ... } OPTIONAL,
                    ... } OPTIONAL,
                    ... } OPTIONAL,
                orNotSupportedInGMSC [16] IMPLICIT NULL OPTIONAL,
                pre-pagingSupported [17] IMPLICIT NULL OPTIONAL}
RESULT
    provideRoamingNumberRes SEQUENCE {
        roamingNumber OCTET STRING ( SIZE ( 1 .. 9 ) ),
        extensionContainer SEQUENCE {
            privateExtensionList [0] IMPLICIT SEQUENCE ( SIZE ( 1 .. 10 ) ) OF
                SEQUENCE {
                    extId MAP-EXTENSION .&extensionId ( {
                        '... } ) ,
                    extType MAP-EXTENSION .&ExtensionType ( {
                        '... } { @extId } ) OPTIONAL} OPTIONAL,
                pcs-Extensions [1] IMPLICIT SEQUENCE {
                    ... } OPTIONAL,
                    ... } OPTIONAL,
                    ... } OPTIONAL,
                ... }
ERRORS {
    -- systemFailure -- localValue : 34,
    -- dataMissing -- localValue : 35,
    -- unexpectedDataValue -- localValue : 36,
    -- facilityNotSupported -- localValue : 21,
    -- or-NotAllowed -- localValue : 48,
    -- absentSubscriber -- localValue : 27,
    -- noRoamingNumberAvailable -- localValue : 39}
 ::= localValue : 4

resumeCallHandling OPERATION
ARGUMENT
    resumeCallHandlingArg SEQUENCE {

```

```
callReferenceNumber [0] IMPLICIT OCTET STRING ( SIZE ( 1 .. 8 ) ) OPTIONAL,
basicServiceGroup [1] CHOICE {
  ext-BearerService [2] IMPLICIT OCTET STRING ( SIZE ( 1 .. 5 ) ),
  ext-Teleservice [3] IMPLICIT OCTET STRING ( SIZE ( 1 .. 5 ) ) } OPTIONAL,
forwardingData [2] IMPLICIT SEQUENCE {
  forwardedToNumber [5] IMPLICIT OCTET STRING ( SIZE ( 1 .. 9 ) ) OPTIONAL,
  forwardedToSubaddress [4] IMPLICIT OCTET STRING ( SIZE ( 1 .. 21 ) ) OPTIONAL,
  forwardingOptions [6] IMPLICIT OCTET STRING ( SIZE ( 1 ) ) OPTIONAL,
  extensionContainer [7] IMPLICIT SEQUENCE {
    privateExtensionList [0] IMPLICIT SEQUENCE ( SIZE ( 1 .. 10 ) ) OF
      SEQUENCE {
        extId MAP-EXTENSION .&extensionId ( {
          '...' ) ,
        extType MAP-EXTENSION .&ExtensionType ( {
          '...' { @extId } ) OPTIONAL } OPTIONAL,
        pcs-Extensions [1] IMPLICIT SEQUENCE {
          ... } OPTIONAL,
          ... } OPTIONAL,
          ... ,
          longForwardedToNumber [8] IMPLICIT OCTET STRING ( SIZE ( 1 .. 15 ) ) OPTIONAL }
OPTIONAL,
imsi [3] IMPLICIT OCTET STRING ( SIZE ( 3 .. 8 ) ) OPTIONAL,
cug-CheckInfo [4] IMPLICIT SEQUENCE {
  cug-Interlock OCTET STRING ( SIZE ( 4 ) ),
  cug-OutgoingAccess NULL OPTIONAL,
  extensionContainer SEQUENCE {
    privateExtensionList [0] IMPLICIT SEQUENCE ( SIZE ( 1 .. 10 ) ) OF
      SEQUENCE {
        extId MAP-EXTENSION .&extensionId ( {
          '...' ) ,
        extType MAP-EXTENSION .&ExtensionType ( {
          '...' { @extId } ) OPTIONAL } OPTIONAL,
        pcs-Extensions [1] IMPLICIT SEQUENCE {
          ... } OPTIONAL,
          ... } OPTIONAL,
          ... } OPTIONAL,
          o-CSI [5] IMPLICIT SEQUENCE {
            o-BcsmCamelTDPDataList SEQUENCE ( SIZE ( 1 .. 10 ) ) OF
              SEQUENCE {
                o-BcsmTriggerDetectionPoint ENUMERATED {
                  collectedInfo ( 2 ),
                  ... ,
                  routeSelectFailure ( 4 ) },
                serviceKey INTEGER ( 0 .. 2147483647 ),
                gsmSCF-Address [0] IMPLICIT OCTET STRING ( SIZE ( 1 .. 9 ) ),
                defaultCallHandling [1] IMPLICIT ENUMERATED {
                  continueCall ( 0 ),
                  releaseCall ( 1 ),
                  ... },
                extensionContainer [2] IMPLICIT SEQUENCE {
                  privateExtensionList [0] IMPLICIT SEQUENCE ( SIZE ( 1 .. 10 ) ) OF
                    SEQUENCE {
                      extId MAP-EXTENSION .&extensionId ( {
                        '...' ) ,
                      extType MAP-EXTENSION .&ExtensionType ( {
                        '...' { @extId } ) OPTIONAL } OPTIONAL,
                      pcs-Extensions [1] IMPLICIT SEQUENCE {
                        ... } OPTIONAL,
                        ... } OPTIONAL,
                        ... },
                    extensionContainer SEQUENCE {
                      privateExtensionList [0] IMPLICIT SEQUENCE ( SIZE ( 1 .. 10 ) ) OF
                        SEQUENCE {
                          extId MAP-EXTENSION .&extensionId ( {
                            '...' ) ,
                          extType MAP-EXTENSION .&ExtensionType ( {
                            '...' { @extId } ) OPTIONAL } OPTIONAL,
                          pcs-Extensions [1] IMPLICIT SEQUENCE {
                            ... } OPTIONAL,
                            ... } OPTIONAL,
                            ... } OPTIONAL,
```

```

... ,
camelCapabilityHandling [0] IMPLICIT INTEGER ( 1 .. 16 ) OPTIONAL,
notificationToCSE      [1] IMPLICIT NULL OPTIONAL,
csiActive              [2] IMPLICIT NULL OPTIONAL} OPTIONAL,
extensionContainer     [7] IMPLICIT SEQUENCE {
  privateExtensionList [0] IMPLICIT SEQUENCE ( SIZE ( 1 .. 10 ) ) OF
    SEQUENCE {
      extId      MAP-EXTENSION .&extensionId ( {
        '...'} ) ,
      extType    MAP-EXTENSION .&ExtensionType ( {
        '...'} { @extId } ) OPTIONAL} OPTIONAL,
  pcs-Extensions [1] IMPLICIT SEQUENCE {
    ... } OPTIONAL,
  ... } OPTIONAL,
ccbs-Possible         [8] IMPLICIT NULL OPTIONAL,
msisdN                [9] IMPLICIT OCTET STRING ( SIZE ( 1 .. 9 ) ) OPTIONAL,
uu-Data              [10] IMPLICIT SEQUENCE {
  uuIndicator        [0] IMPLICIT OCTET STRING ( SIZE ( 1 ) ) OPTIONAL,
  uui                [1] IMPLICIT OCTET STRING ( SIZE ( 1 .. 131 ) ) OPTIONAL,
  uusCFInteraction  [2] IMPLICIT NULL OPTIONAL,
  extensionContainer [3] IMPLICIT SEQUENCE {
    privateExtensionList [0] IMPLICIT SEQUENCE ( SIZE ( 1 .. 10 ) ) OF
      SEQUENCE {
        extId      MAP-EXTENSION .&extensionId ( {
          '...'} ) ,
        extType    MAP-EXTENSION .&ExtensionType ( {
          '...'} { @extId } ) OPTIONAL} OPTIONAL,
    pcs-Extensions [1] IMPLICIT SEQUENCE {
      ... } OPTIONAL,
    ... } OPTIONAL,
  ... } OPTIONAL,
allInformationSent    [11] IMPLICIT NULL OPTIONAL,
d-csi                 [12] IMPLICIT SEQUENCE {
  dp-AnalysedInfoCriteriaList SEQUENCE ( SIZE ( 1 .. 10 ) ) OF
    SEQUENCE {
      dialledNumber      OCTET STRING ( SIZE ( 1 .. 9 ) ) ,
      serviceKey         INTEGER ( 0 .. 2147483647 ) ,
      gsmSCF-Address     OCTET STRING ( SIZE ( 1 .. 9 ) ) ,
      defaultCallHandling ENUMERATED {
        continueCall ( 0 ) ,
        releaseCall ( 1 ) ,
        ... } ,
      extensionContainer SEQUENCE {
        privateExtensionList [0] IMPLICIT SEQUENCE ( SIZE ( 1 .. 10 ) ) OF
          SEQUENCE {
            extId      MAP-EXTENSION .&extensionId ( {
              '...'} ) ,
            extType    MAP-EXTENSION .&ExtensionType ( {
              '...'} { @extId } ) OPTIONAL} OPTIONAL,
          pcs-Extensions [1] IMPLICIT SEQUENCE {
            ... } OPTIONAL,
          ... } OPTIONAL,
        ... } ,
      camelCapabilityHandling INTEGER ( 1 .. 16 ) ,
      extensionContainer SEQUENCE {
        privateExtensionList [0] IMPLICIT SEQUENCE ( SIZE ( 1 .. 10 ) ) OF
          SEQUENCE {
            extId      MAP-EXTENSION .&extensionId ( {
              '...'} ) ,
            extType    MAP-EXTENSION .&ExtensionType ( {
              '...'} { @extId } ) OPTIONAL} OPTIONAL,
          pcs-Extensions [1] IMPLICIT SEQUENCE {
            ... } OPTIONAL,
          ... } OPTIONAL,
        ... } OPTIONAL,
      ... }
    ... }
RESULT
resumeCallHandlingRes SEQUENCE {
  extensionContainer SEQUENCE {
    privateExtensionList [0] IMPLICIT SEQUENCE ( SIZE ( 1 .. 10 ) ) OF

```

```

SEQUENCE {
    extId      MAP-EXTENSION .&extensionId ( {
        '...'} ) ,
    extType    MAP-EXTENSION .&ExtensionType ( {
        '...'} { @extId } ) OPTIONAL} OPTIONAL,
    pcs-Extensions [1] IMPLICIT SEQUENCE {
        ... } OPTIONAL,
    ... } OPTIONAL,
    ... }
ERRORS {
    -- forwardingFailed -- localValue : 47,
    -- or-NotAllowed -- localValue : 48,
    -- unexpectedDataValue -- localValue : 36,
    -- dataMissing -- localValue : 35}
 ::= localValue : 6

provideSIWFSNumber OPERATION
ARGUMENT
provideSIWFSNumberArg SEQUENCE {
    gsm-BearerCapability [0] IMPLICIT SEQUENCE {
        protocolId      ENUMERATED {
            gsm-0408      (1 ),
            gsm-0806      (2 ),
            gsm-BSSMAP    (3 ),
            ets-300102-1  (4 )},
        signalInfo      OCTET STRING ( SIZE (1 .. 200 ) ),
        extensionContainer SEQUENCE {
            privateExtensionList [0] IMPLICIT SEQUENCE ( SIZE (1 .. 10 ) ) OF
                SEQUENCE {
                    extId      MAP-EXTENSION .&extensionId ( {
                        '...'} ) ,
                    extType    MAP-EXTENSION .&ExtensionType ( {
                        '...'} { @extId } ) OPTIONAL} OPTIONAL,
                    pcs-Extensions [1] IMPLICIT SEQUENCE {
                        ... } OPTIONAL,
                    ... } OPTIONAL,
                    ... },
            isdn-BearerCapability [1] IMPLICIT SEQUENCE {
                protocolId      ENUMERATED {
                    gsm-0408      (1 ),
                    gsm-0806      (2 ),
                    gsm-BSSMAP    (3 ),
                    ets-300102-1  (4 )},
                signalInfo      OCTET STRING ( SIZE (1 .. 200 ) ),
                extensionContainer SEQUENCE {
                    privateExtensionList [0] IMPLICIT SEQUENCE ( SIZE (1 .. 10 ) ) OF
                        SEQUENCE {
                            extId      MAP-EXTENSION .&extensionId ( {
                                '...'} ) ,
                            extType    MAP-EXTENSION .&ExtensionType ( {
                                '...'} { @extId } ) OPTIONAL} OPTIONAL,
                            pcs-Extensions [1] IMPLICIT SEQUENCE {
                                ... } OPTIONAL,
                                ... } OPTIONAL,
                                ... },
                    call-Direction [2] IMPLICIT OCTET STRING ( SIZE (1 ) ),
                    b-Subscriber-Address [3] IMPLICIT OCTET STRING ( SIZE (1 .. 9 ) ),
                    chosenChannel [4] IMPLICIT SEQUENCE {
                        protocolId      ENUMERATED {
                            gsm-0408      (1 ),
                            gsm-0806      (2 ),
                            gsm-BSSMAP    (3 ),
                            ets-300102-1  (4 )},
                        signalInfo      OCTET STRING ( SIZE (1 .. 200 ) ),
                        extensionContainer SEQUENCE {
                            privateExtensionList [0] IMPLICIT SEQUENCE ( SIZE (1 .. 10 ) ) OF
                                SEQUENCE {
                                    extId      MAP-EXTENSION .&extensionId ( {
                                        '...'} ) ,
                                    extType    MAP-EXTENSION .&ExtensionType ( {

```



```

        ... } { @extId } ) OPTIONAL} OPTIONAL,
    pcs-Extensions [1] IMPLICIT SEQUENCE {
        ... } OPTIONAL,
        ... } OPTIONAL,
    ... },
lowerLayerCompatibility [5] IMPLICIT SEQUENCE {
    protocolId ENUMERATED {
        gsm-0408 (1 ),
        gsm-0806 (2 ),
        gsm-BSSMAP (3 ),
        ets-300102-1 (4 )},
    signalInfo OCTET STRING ( SIZE (1 .. 200 ) ),
    extensionContainer SEQUENCE {
        privateExtensionList [0] IMPLICIT SEQUENCE ( SIZE (1 .. 10 ) ) OF
        SEQUENCE {
            extId MAP-EXTENSION .&extensionId ( {
                '
                ... } ) ,
            extType MAP-EXTENSION .&ExtensionType ( {
                '
                ... } { @extId } ) OPTIONAL} OPTIONAL,
        pcs-Extensions [1] IMPLICIT SEQUENCE {
            ... } OPTIONAL,
            ... } OPTIONAL,
        ... } OPTIONAL,
    highLayerCompatibility [6] IMPLICIT SEQUENCE {
        protocolId ENUMERATED {
            gsm-0408 (1 ),
            gsm-0806 (2 ),
            gsm-BSSMAP (3 ),
            ets-300102-1 (4 )},
        signalInfo OCTET STRING ( SIZE (1 .. 200 ) ),
        extensionContainer SEQUENCE {
            privateExtensionList [0] IMPLICIT SEQUENCE ( SIZE (1 .. 10 ) ) OF
            SEQUENCE {
                extId MAP-EXTENSION .&extensionId ( {
                    '
                    ... } ) ,
                extType MAP-EXTENSION .&ExtensionType ( {
                    '
                    ... } { @extId } ) OPTIONAL} OPTIONAL,
            pcs-Extensions [1] IMPLICIT SEQUENCE {
                ... } OPTIONAL,
                ... } OPTIONAL,
            ... } OPTIONAL,
        extensionContainer [7] IMPLICIT SEQUENCE {
            privateExtensionList [0] IMPLICIT SEQUENCE ( SIZE (1 .. 10 ) ) OF
            SEQUENCE {
                extId MAP-EXTENSION .&extensionId ( {
                    '
                    ... } ) ,
                extType MAP-EXTENSION .&ExtensionType ( {
                    '
                    ... } { @extId } ) OPTIONAL} OPTIONAL,
            pcs-Extensions [1] IMPLICIT SEQUENCE {
                ... } OPTIONAL,
                ... } OPTIONAL,
            ... } OPTIONAL,
        ... }
RESULT
    provideSIWFSNumberRes SEQUENCE {
        siWFSNumber [0] IMPLICIT OCTET STRING ( SIZE (1 .. 9 ) ),
        extensionContainer [1] IMPLICIT SEQUENCE {
            privateExtensionList [0] IMPLICIT SEQUENCE ( SIZE (1 .. 10 ) ) OF
            SEQUENCE {
                extId MAP-EXTENSION .&extensionId ( {
                    '
                    ... } ) ,
                extType MAP-EXTENSION .&ExtensionType ( {
                    '
                    ... } { @extId } ) OPTIONAL} OPTIONAL,
            pcs-Extensions [1] IMPLICIT SEQUENCE {
                ... } OPTIONAL,
                ... } OPTIONAL,
            ... } OPTIONAL,
        ... }
ERRORS {
    -- resourceLimitation -- localValue : 51,
    -- dataMissing -- localValue : 35,
    -- unexpectedDataValue -- localValue : 36,

```

```

-- systemFailure -- localValue : 34}
 ::= localValue : 31

sIWFSsignallingModify OPERATION
ARGUMENT
  sIWFSsignallingModifyArg SEQUENCE {
    channelType [0] IMPLICIT SEQUENCE {
      protocolId ENUMERATED {
        gsm-0408 (1 ),
        gsm-0806 (2 ),
        gsm-BSSMAP (3 ),
        ets-300102-1 (4 )},
      signalInfo OCTET STRING ( SIZE (1 .. 200 ) ),
      extensionContainer SEQUENCE {
        privateExtensionList [0] IMPLICIT SEQUENCE ( SIZE (1 .. 10 ) ) OF
          SEQUENCE {
            extId MAP-EXTENSION .&extensionId ( {
              '
              ... } ) ,
            extType MAP-EXTENSION .&ExtensionType ( {
              '
              ... } { @extId } ) OPTIONAL} OPTIONAL,
        pcs-Extensions [1] IMPLICIT SEQUENCE {
          ... } OPTIONAL,
          ... } OPTIONAL,
          ... } OPTIONAL,
          ... } OPTIONAL,
        chosenChannel [1] IMPLICIT SEQUENCE {
          protocolId ENUMERATED {
            gsm-0408 (1 ),
            gsm-0806 (2 ),
            gsm-BSSMAP (3 ),
            ets-300102-1 (4 )},
          signalInfo OCTET STRING ( SIZE (1 .. 200 ) ),
          extensionContainer SEQUENCE {
            privateExtensionList [0] IMPLICIT SEQUENCE ( SIZE (1 .. 10 ) ) OF
              SEQUENCE {
                extId MAP-EXTENSION .&extensionId ( {
                  '
                  ... } ) ,
                extType MAP-EXTENSION .&ExtensionType ( {
                  '
                  ... } { @extId } ) OPTIONAL} OPTIONAL,
                pcs-Extensions [1] IMPLICIT SEQUENCE {
                  ... } OPTIONAL,
                  ... } OPTIONAL,
                  ... } OPTIONAL,
                  ... } OPTIONAL,
            extensionContainer [2] IMPLICIT SEQUENCE {
              privateExtensionList [0] IMPLICIT SEQUENCE ( SIZE (1 .. 10 ) ) OF
                SEQUENCE {
                  extId MAP-EXTENSION .&extensionId ( {
                    '
                    ... } ) ,
                  extType MAP-EXTENSION .&ExtensionType ( {
                    '
                    ... } { @extId } ) OPTIONAL} OPTIONAL,
                  pcs-Extensions [1] IMPLICIT SEQUENCE {
                    ... } OPTIONAL,
                    ... } OPTIONAL,
                    ... } OPTIONAL,
                    ... } OPTIONAL,
            ... }
          ... }
        RESULT
        sIWFSsignallingModifyRes SEQUENCE {
          chosenChannel [0] IMPLICIT SEQUENCE {
            protocolId ENUMERATED {
              gsm-0408 (1 ),
              gsm-0806 (2 ),
              gsm-BSSMAP (3 ),
              ets-300102-1 (4 )},
            signalInfo OCTET STRING ( SIZE (1 .. 200 ) ),
            extensionContainer SEQUENCE {
              privateExtensionList [0] IMPLICIT SEQUENCE ( SIZE (1 .. 10 ) ) OF
                SEQUENCE {
                  extId MAP-EXTENSION .&extensionId ( {
                    '
                    ... } ) ,
                  extType MAP-EXTENSION .&ExtensionType ( {
                    '
                    ... } { @extId } ) OPTIONAL} OPTIONAL,
                  pcs-Extensions [1] IMPLICIT SEQUENCE {
                    ... } OPTIONAL,
                    ... } OPTIONAL,
                    ... } OPTIONAL,
                    ... } OPTIONAL,
              ... }
            ... }
          ... }
        ... }
      ... }
    }
  }

```

```

        ... } OPTIONAL,
        ... } OPTIONAL,
        ... } OPTIONAL,
extensionContainer [1] IMPLICIT SEQUENCE {
  privateExtensionList [0] IMPLICIT SEQUENCE ( SIZE ( 1 .. 10 ) ) OF
    SEQUENCE {
      extId      MAP-EXTENSION .&extensionId ( {
        '
        ... } ) ,
      extType    MAP-EXTENSION .&ExtensionType ( {
        '
        ... } { @extId } ) OPTIONAL} OPTIONAL,
  pcs-Extensions [1] IMPLICIT SEQUENCE {
    ... } OPTIONAL,
    ... } OPTIONAL,
    ... }
ERRORS {
  -- resourceLimitation -- localValue : 51,
  -- dataMissing -- localValue : 35,
  -- unexpectedDataValue -- localValue : 36,
  -- systemFailure -- localValue : 34}
 ::= localValue : 32

setReportingState OPERATION
ARGUMENT
  setReportingStateArg SEQUENCE {
    imsi [0] IMPLICIT OCTET STRING ( SIZE ( 3 .. 8 ) ) OPTIONAL,
    lmsi [1] IMPLICIT OCTET STRING ( SIZE ( 4 ) ) OPTIONAL,
    ccbs-Monitoring [2] IMPLICIT ENUMERATED {
      stopMonitoring ( 0 ),
      startMonitoring ( 1 ),
      ... } OPTIONAL,
    extensionContainer [3] IMPLICIT SEQUENCE {
      privateExtensionList [0] IMPLICIT SEQUENCE ( SIZE ( 1 .. 10 ) ) OF
        SEQUENCE {
          extId      MAP-EXTENSION .&extensionId ( {
            '
            ... } ) ,
          extType    MAP-EXTENSION .&ExtensionType ( {
            '
            ... } { @extId } ) OPTIONAL} OPTIONAL,
      pcs-Extensions [1] IMPLICIT SEQUENCE {
        ... } OPTIONAL,
        ... } OPTIONAL,
        ... }
RESULT
  setReportingStateRes SEQUENCE {
    ccbs-SubscriberStatus [0] IMPLICIT ENUMERATED {
      ccbsNotIdle ( 0 ),
      ccbsIdle ( 1 ),
      ccbsNotReachable ( 2 ),
      ... } OPTIONAL,
    extensionContainer [1] IMPLICIT SEQUENCE {
      privateExtensionList [0] IMPLICIT SEQUENCE ( SIZE ( 1 .. 10 ) ) OF
        SEQUENCE {
          extId      MAP-EXTENSION .&extensionId ( {
            '
            ... } ) ,
          extType    MAP-EXTENSION .&ExtensionType ( {
            '
            ... } { @extId } ) OPTIONAL} OPTIONAL,
      pcs-Extensions [1] IMPLICIT SEQUENCE {
        ... } OPTIONAL,
        ... } OPTIONAL,
        ... }
ERRORS {
  -- systemFailure -- localValue : 34,
  -- unidentifiedSubscriber -- localValue : 5,
  -- unexpectedDataValue -- localValue : 36,
  -- dataMissing -- localValue : 35,
  -- resourceLimitation -- localValue : 51,
  -- facilityNotSupported -- localValue : 21}
 ::= localValue : 73

statusReport OPERATION
ARGUMENT
  statusReportArg SEQUENCE {
    imsi [0] IMPLICIT OCTET STRING ( SIZE ( 3 .. 8 ) ),

```

```

eventReportData      [1] IMPLICIT SEQUENCE {
  ccbs-SubscriberStatus  [0] IMPLICIT ENUMERATED {
    ccbsNotIdle          (0 ),
    ccbsIdle             (1 ),
    ccbsNotReachable     (2 ),
    ... } OPTIONAL,
  extensionContainer     [1] IMPLICIT SEQUENCE {
    privateExtensionList [0] IMPLICIT SEQUENCE ( SIZE (1 .. 10 ) ) OF
      SEQUENCE {
        extId      MAP-EXTENSION .&extensionId ( {
          '...'} ) ,
        extType    MAP-EXTENSION .&ExtensionType ( {
          '...' { @extId } ) OPTIONAL} OPTIONAL,
        pcs-Extensions [1] IMPLICIT SEQUENCE {
          ... } OPTIONAL,
          ... } OPTIONAL,
        ... } OPTIONAL,
  callReportdata      [2] IMPLICIT SEQUENCE {
    monitoringMode     [0] IMPLICIT ENUMERATED {
      a-side          (0 ),
      b-side          (1 ),
      ... } OPTIONAL,
    callOutcome        [1] IMPLICIT ENUMERATED {
      success         (0 ),
      failure         (1 ),
      busy            (2 ),
      ... } OPTIONAL,
    extensionContainer [2] IMPLICIT SEQUENCE {
      privateExtensionList [0] IMPLICIT SEQUENCE ( SIZE (1 .. 10 ) ) OF
        SEQUENCE {
          extId      MAP-EXTENSION .&extensionId ( {
            '...'} ) ,
          extType    MAP-EXTENSION .&ExtensionType ( {
            '...' { @extId } ) OPTIONAL} OPTIONAL,
          pcs-Extensions [1] IMPLICIT SEQUENCE {
            ... } OPTIONAL,
            ... } OPTIONAL,
            ... } OPTIONAL,
          ... } OPTIONAL,
    extensionContainer [3] IMPLICIT SEQUENCE {
      privateExtensionList [0] IMPLICIT SEQUENCE ( SIZE (1 .. 10 ) ) OF
        SEQUENCE {
          extId      MAP-EXTENSION .&extensionId ( {
            '...'} ) ,
          extType    MAP-EXTENSION .&ExtensionType ( {
            '...' { @extId } ) OPTIONAL} OPTIONAL,
          pcs-Extensions [1] IMPLICIT SEQUENCE {
            ... } OPTIONAL,
            ... } OPTIONAL,
            ... } OPTIONAL,
          ... } OPTIONAL,
    ... }
RESULT
  statusReportRes SEQUENCE {
    extensionContainer [0] IMPLICIT SEQUENCE {
      privateExtensionList [0] IMPLICIT SEQUENCE ( SIZE (1 .. 10 ) ) OF
        SEQUENCE {
          extId      MAP-EXTENSION .&extensionId ( {
            '...'} ) ,
          extType    MAP-EXTENSION .&ExtensionType ( {
            '...' { @extId } ) OPTIONAL} OPTIONAL,
          pcs-Extensions [1] IMPLICIT SEQUENCE {
            ... } OPTIONAL,
            ... } OPTIONAL,
            ... } OPTIONAL,
          ... }
ERRORS {
  -- unknownSubscriber -- localValue : 1,
  -- systemFailure -- localValue : 34,
  -- unexpectedDataValue -- localValue : 36,
  -- dataMissing -- localValue : 35}
 ::= localValue : 74

```

```
remoteUserFree OPERATION
```

ARGUMENT

```

remoteUserFreeArg SEQUENCE {
  imsi                [0] IMPLICIT OCTET STRING ( SIZE ( 3 .. 8 ) ),
  callInfo            [1] IMPLICIT SEQUENCE {
    protocolId        ENUMERATED {
      gsm-0408        ( 1 ),
      gsm-0806        ( 2 ),
      gsm-BSSMAP      ( 3 ),
      ets-300102-1    ( 4 )},
    signalInfo        OCTET STRING ( SIZE ( 1 .. 200 ) ),
    extensionContainer SEQUENCE {
      privateExtensionList [0] IMPLICIT SEQUENCE ( SIZE ( 1 .. 10 ) ) OF
        SEQUENCE {
          extId          MAP-EXTENSION .&extensionId ( {
            '...' ) ,
          extType        MAP-EXTENSION .&ExtensionType ( {
            '...' { @extId } ) OPTIONAL} OPTIONAL,
          pcs-Extensions [1] IMPLICIT SEQUENCE {
            ... } OPTIONAL,
            ... } OPTIONAL,
            ... },
      ccbs-Feature      [2] IMPLICIT SEQUENCE {
        ccbs-Index      [0] IMPLICIT INTEGER ( 1 .. 5 ) OPTIONAL,
        b-subscriberNumber [1] IMPLICIT OCTET STRING ( SIZE ( 1 .. 9 ) ) OPTIONAL,
        b-subscriberSubaddress [2] IMPLICIT OCTET STRING ( SIZE ( 1 .. 21 ) ) OPTIONAL,
        basicServiceGroup [3] CHOICE {
          bearerService [2] IMPLICIT OCTET STRING ( SIZE ( 1 ) ),
          teleservice   [3] IMPLICIT OCTET STRING ( SIZE ( 1 ) )} OPTIONAL,
          ... },
        translatedB-Number [3] IMPLICIT OCTET STRING ( SIZE ( 1 .. 9 ) ),
        replaceB-Number   [4] IMPLICIT NULL OPTIONAL,
        alertingPattern   [5] IMPLICIT OCTET STRING ( SIZE ( 1 ) ) OPTIONAL,
        extensionContainer [6] IMPLICIT SEQUENCE {
          privateExtensionList [0] IMPLICIT SEQUENCE ( SIZE ( 1 .. 10 ) ) OF
            SEQUENCE {
              extId          MAP-EXTENSION .&extensionId ( {
                '...' ) ,
              extType        MAP-EXTENSION .&ExtensionType ( {
                '...' { @extId } ) OPTIONAL} OPTIONAL,
              pcs-Extensions [1] IMPLICIT SEQUENCE {
                ... } OPTIONAL,
                ... } OPTIONAL,
                ... }
            ... }
  ... }

```

RESULT

```

remoteUserFreeRes SEQUENCE {
  ruf-Outcome         [0] IMPLICIT ENUMERATED {
    accepted          ( 0 ),
    rejected           ( 1 ),
    noResponseFromFreeMS ( 2 ),
    noResponseFromBusyMS ( 3 ),
    udubFromFreeMS    ( 4 ),
    udubFromBusyMS    ( 5 ),
    ... },
  extensionContainer [1] IMPLICIT SEQUENCE {
    privateExtensionList [0] IMPLICIT SEQUENCE ( SIZE ( 1 .. 10 ) ) OF
      SEQUENCE {
        extId          MAP-EXTENSION .&extensionId ( {
          '...' ) ,
        extType        MAP-EXTENSION .&ExtensionType ( {
          '...' { @extId } ) OPTIONAL} OPTIONAL,
        pcs-Extensions [1] IMPLICIT SEQUENCE {
          ... } OPTIONAL,
          ... } OPTIONAL,
          ... }
  ... }

```

ERRORS {

```

-- unexpectedDataValue -- localValue : 36,
-- dataMissing -- localValue : 35,
-- incompatibleTerminal -- localValue : 28,
-- absentSubscriber -- localValue : 27,
-- systemFailure -- localValue : 34,
-- busySubscriber -- localValue : 45}

```

```

 ::= localValue : 75

```

```

istAlert OPERATION
ARGUMENT
  istAlertArg SEQUENCE {
    imsi [0] IMPLICIT OCTET STRING ( SIZE ( 3 .. 8 ) ),
    extensionContainer [1] IMPLICIT SEQUENCE {
      privateExtensionList [0] IMPLICIT SEQUENCE ( SIZE ( 1 .. 10 ) ) OF
        SEQUENCE {
          extId MAP-EXTENSION .&extensionId ( {
            '...'} ) ,
          extType MAP-EXTENSION .&ExtensionType ( {
            '...'} { @extId } ) OPTIONAL} OPTIONAL,
      pcs-Extensions [1] IMPLICIT SEQUENCE {
        ... } OPTIONAL,
      ... } OPTIONAL,
      ... }
RESULT
  istAlertRes SEQUENCE {
    istAlertTimer [0] IMPLICIT INTEGER ( 15 .. 255 ) OPTIONAL,
    istInformationWithdraw [1] IMPLICIT NULL OPTIONAL,
    callTerminationIndicator [2] IMPLICIT ENUMERATED {
      terminateCallActivityReferred ( 0 ),
      terminateAllCallActivities ( 1 ),
      ... } OPTIONAL,
    extensionContainer [3] IMPLICIT SEQUENCE {
      privateExtensionList [0] IMPLICIT SEQUENCE ( SIZE ( 1 .. 10 ) ) OF
        SEQUENCE {
          extId MAP-EXTENSION .&extensionId ( {
            '...'} ) ,
          extType MAP-EXTENSION .&ExtensionType ( {
            '...'} { @extId } ) OPTIONAL} OPTIONAL,
      pcs-Extensions [1] IMPLICIT SEQUENCE {
        ... } OPTIONAL,
      ... } OPTIONAL,
      ... }
ERRORS {
  -- unexpectedDataValue -- localValue : 36,
  -- resourceLimitation -- localValue : 51,
  -- unknownSubscriber -- localValue : 1,
  -- systemFailure -- localValue : 34,
  -- facilityNotSupported -- localValue : 21}
 ::= localValue : 87

```

```

istCommand OPERATION
ARGUMENT
  istCommandArg SEQUENCE {
    imsi [0] IMPLICIT OCTET STRING ( SIZE ( 3 .. 8 ) ),
    extensionContainer [1] IMPLICIT SEQUENCE {
      privateExtensionList [0] IMPLICIT SEQUENCE ( SIZE ( 1 .. 10 ) ) OF
        SEQUENCE {
          extId MAP-EXTENSION .&extensionId ( {
            '...'} ) ,
          extType MAP-EXTENSION .&ExtensionType ( {
            '...'} { @extId } ) OPTIONAL} OPTIONAL,
      pcs-Extensions [1] IMPLICIT SEQUENCE {
        ... } OPTIONAL,
      ... } OPTIONAL,
      ... }
RESULT
  istCommandRes SEQUENCE {
    extensionContainer SEQUENCE {
      privateExtensionList [0] IMPLICIT SEQUENCE ( SIZE ( 1 .. 10 ) ) OF
        SEQUENCE {
          extId MAP-EXTENSION .&extensionId ( {
            '...'} ) ,
          extType MAP-EXTENSION .&ExtensionType ( {
            '...'} { @extId } ) OPTIONAL} OPTIONAL,
      pcs-Extensions [1] IMPLICIT SEQUENCE {
        ... } OPTIONAL,
      ... } OPTIONAL,
      ... }

```

```

... }
ERRORS {
-- unexpectedDataValue -- localValue : 36,
-- resourceLimitation -- localValue : 51,
-- unknownSubscriber -- localValue : 1,
-- systemFailure -- localValue : 34,
-- facilityNotSupported -- localValue : 21}
 ::= localValue : 88

registerSS OPERATION
ARGUMENT
  registerSS-Arg SEQUENCE {
    ss-Code          OCTET STRING ( SIZE ( 1 ) ),
    basicService     CHOICE {
      bearerService  [2] IMPLICIT OCTET STRING ( SIZE ( 1 ) ),
      teleservice    [3] IMPLICIT OCTET STRING ( SIZE ( 1 ) )} OPTIONAL,
    forwardedToNumber [4] IMPLICIT OCTET STRING ( SIZE ( 1 .. 20 ) ) OPTIONAL,
    forwardedToSubaddress [6] IMPLICIT OCTET STRING ( SIZE ( 1 .. 21 ) ) OPTIONAL,
    noReplyConditionTime [5] IMPLICIT INTEGER ( 5 .. 30 ) OPTIONAL,
    ... ,
    defaultPriority   [7] IMPLICIT INTEGER ( 0 .. 15 ) OPTIONAL,
    nbrUser          [8] IMPLICIT INTEGER ( 1 .. 7 ) OPTIONAL}

RESULT
  ss-Info CHOICE {
    forwardingInfo [0] IMPLICIT SEQUENCE {
      ss-Code          OCTET STRING ( SIZE ( 1 ) ) OPTIONAL,
      forwardingFeatureList SEQUENCE ( SIZE ( 1 .. 13 ) ) OF
        SEQUENCE {
          basicService CHOICE {
            bearerService [2] IMPLICIT OCTET STRING ( SIZE ( 1 ) ),
            teleservice   [3] IMPLICIT OCTET STRING ( SIZE ( 1 ) )} OPTIONAL,
          ss-Status      [4] IMPLICIT OCTET STRING ( SIZE ( 1 ) ) OPTIONAL,
          forwardedToNumber [5] IMPLICIT OCTET STRING ( SIZE ( 1 .. 9 ) ) OPTIONAL,
          forwardedToSubaddress [8] IMPLICIT OCTET STRING ( SIZE ( 1 .. 21 ) ) OPTIONAL,
          forwardingOptions [6] IMPLICIT OCTET STRING ( SIZE ( 1 ) ) OPTIONAL,
          noReplyConditionTime [7] IMPLICIT INTEGER ( 5 .. 30 ) OPTIONAL,
          ... ,
          longForwardedToNumber [9] IMPLICIT OCTET STRING ( SIZE ( 1 .. 15 ) ) OPTIONAL},
        ... },
    callBarringInfo [1] IMPLICIT SEQUENCE {
      ss-Code          OCTET STRING ( SIZE ( 1 ) ) OPTIONAL,
      callBarringFeatureList SEQUENCE ( SIZE ( 1 .. 13 ) ) OF
        SEQUENCE {
          basicService CHOICE {
            bearerService [2] IMPLICIT OCTET STRING ( SIZE ( 1 ) ),
            teleservice   [3] IMPLICIT OCTET STRING ( SIZE ( 1 ) )} OPTIONAL,
          ss-Status      [4] IMPLICIT OCTET STRING ( SIZE ( 1 ) ) OPTIONAL,
          ... },
        ... },
    ss-Data [3] IMPLICIT SEQUENCE {
      ss-Code          OCTET STRING ( SIZE ( 1 ) ) OPTIONAL,
      ss-Status        [4] IMPLICIT OCTET STRING ( SIZE ( 1 ) ) OPTIONAL,
      ss-SubscriptionOption CHOICE {
        cliRestrictionOption [2] IMPLICIT ENUMERATED {
          permanent          ( 0 ),
          temporaryDefaultRestricted ( 1 ),
          temporaryDefaultAllowed ( 2 )},
        overrideCategory [1] IMPLICIT ENUMERATED {
          overrideEnabled ( 0 ),
          overrideDisabled ( 1 )}} OPTIONAL,
      basicServiceGroupList SEQUENCE ( SIZE ( 1 .. 13 ) ) OF
        CHOICE {
          bearerService [2] IMPLICIT OCTET STRING ( SIZE ( 1 ) ),
          teleservice   [3] IMPLICIT OCTET STRING ( SIZE ( 1 ) )} OPTIONAL,
        ... ,
      defaultPriority   INTEGER ( 0 .. 15 ) OPTIONAL,
      nbrUser          [5] IMPLICIT INTEGER ( 1 .. 7 ) OPTIONAL}}

  ERRORS {
-- systemFailure -- localValue : 34,
-- dataMissing -- localValue : 35,
-- unexpectedDataValue -- localValue : 36,
-- bearerServiceNotProvisioned -- localValue : 10,
-- teleserviceNotProvisioned -- localValue : 11,
-- callBarred -- localValue : 13,
-- illegalSS-Operation -- localValue : 16,
-- ss-ErrorStatus -- localValue : 17,
-- ss-Incompatibility -- localValue : 20}
 ::= localValue : 10

```

```

eraseSS OPERATION
ARGUMENT
  ss-ForBS SEQUENCE {
    ss-Code OCTET STRING ( SIZE ( 1 ) ),
    basicService CHOICE {
      bearerService [2] IMPLICIT OCTET STRING ( SIZE ( 1 ) ),
      teleservice [3] IMPLICIT OCTET STRING ( SIZE ( 1 ) )} OPTIONAL,
    ... ,
    longFTN-Supported [4] IMPLICIT NULL OPTIONAL}
RESULT
  ss-Info CHOICE {
    forwardingInfo [0] IMPLICIT SEQUENCE {
      ss-Code OCTET STRING ( SIZE ( 1 ) ) OPTIONAL,
      forwardingFeatureList SEQUENCE ( SIZE ( 1 .. 13 ) ) OF
        SEQUENCE {
          basicService CHOICE {
            bearerService [2] IMPLICIT OCTET STRING ( SIZE ( 1 ) ),
            teleservice [3] IMPLICIT OCTET STRING ( SIZE ( 1 ) )} OPTIONAL,
          ss-Status [4] IMPLICIT OCTET STRING ( SIZE ( 1 ) ) OPTIONAL,
          forwardedToNumber [5] IMPLICIT OCTET STRING ( SIZE ( 1 .. 9 ) ) OPTIONAL,
          forwardedToSubaddress [8] IMPLICIT OCTET STRING ( SIZE ( 1 .. 21 ) ) OPTIONAL,
          forwardingOptions [6] IMPLICIT OCTET STRING ( SIZE ( 1 ) ) OPTIONAL,
          noReplyConditionTime [7] IMPLICIT INTEGER ( 5 .. 30 ) OPTIONAL,
          ... ,
          longForwardedToNumber [9] IMPLICIT OCTET STRING ( SIZE ( 1 .. 15 ) ) OPTIONAL},
        ... },
    callBarringInfo [1] IMPLICIT SEQUENCE {
      ss-Code OCTET STRING ( SIZE ( 1 ) ) OPTIONAL,
      callBarringFeatureList SEQUENCE ( SIZE ( 1 .. 13 ) ) OF
        SEQUENCE {
          basicService CHOICE {
            bearerService [2] IMPLICIT OCTET STRING ( SIZE ( 1 ) ),
            teleservice [3] IMPLICIT OCTET STRING ( SIZE ( 1 ) )} OPTIONAL,
          ss-Status [4] IMPLICIT OCTET STRING ( SIZE ( 1 ) ) OPTIONAL,
          ... },
        ... },
    ss-Data [3] IMPLICIT SEQUENCE {
      ss-Code OCTET STRING ( SIZE ( 1 ) ) OPTIONAL,
      ss-Status [4] IMPLICIT OCTET STRING ( SIZE ( 1 ) ) OPTIONAL,
      ss-SubscriptionOption CHOICE {
        cliRestrictionOption [2] IMPLICIT ENUMERATED {
          permanent ( 0 ),
          temporaryDefaultRestricted ( 1 ),
          temporaryDefaultAllowed ( 2 )},
        overrideCategory [1] IMPLICIT ENUMERATED {
          overrideEnabled ( 0 ),
          overrideDisabled ( 1 )}} OPTIONAL,
      basicServiceGroupList SEQUENCE ( SIZE ( 1 .. 13 ) ) OF
        CHOICE {
          bearerService [2] IMPLICIT OCTET STRING ( SIZE ( 1 ) ),
          teleservice [3] IMPLICIT OCTET STRING ( SIZE ( 1 ) )} OPTIONAL,
        ... ,
      defaultPriority INTEGER ( 0 .. 15 ) OPTIONAL,
      nbrUser [5] IMPLICIT INTEGER ( 1 .. 7 ) OPTIONAL}}
ERRORS {
  -- systemFailure -- localValue : 34,
  -- dataMissing -- localValue : 35,
  -- unexpectedDataValue -- localValue : 36,
  -- bearerServiceNotProvisioned -- localValue : 10,
  -- teleserviceNotProvisioned -- localValue : 11,
  -- callBarred -- localValue : 13,
  -- illegalSS-Operation -- localValue : 16,
  -- ss-ErrorStatus -- localValue : 17}
 ::= localValue : 11

```

```

activateSS OPERATION
ARGUMENT
  ss-ForBS SEQUENCE {
    ss-Code OCTET STRING ( SIZE ( 1 ) ),
    basicService CHOICE {
      bearerService [2] IMPLICIT OCTET STRING ( SIZE ( 1 ) ),
      teleservice [3] IMPLICIT OCTET STRING ( SIZE ( 1 ) )} OPTIONAL,
    ... ,
    longFTN-Supported [4] IMPLICIT NULL OPTIONAL}
RESULT
  ss-Info CHOICE {
    forwardingInfo [0] IMPLICIT SEQUENCE {

```



```

ss-Code          OCTET STRING ( SIZE ( 1 ) ) OPTIONAL,
forwardingFeatureList SEQUENCE ( SIZE ( 1 .. 13 ) ) OF
  SEQUENCE {
    basicService      CHOICE {
      bearerService   [2] IMPLICIT OCTET STRING ( SIZE ( 1 ) ),
      teleservice     [3] IMPLICIT OCTET STRING ( SIZE ( 1 ) )} OPTIONAL,
    ss-Status         [4] IMPLICIT OCTET STRING ( SIZE ( 1 ) ) OPTIONAL,
    forwardedToNumber [5] IMPLICIT OCTET STRING ( SIZE ( 1 .. 9 ) ) OPTIONAL,
    forwardedToSubaddress [8] IMPLICIT OCTET STRING ( SIZE ( 1 .. 21 ) ) OPTIONAL,
    forwardingOptions [6] IMPLICIT OCTET STRING ( SIZE ( 1 ) ) OPTIONAL,
    noReplyConditionTime [7] IMPLICIT INTEGER ( 5 .. 30 ) OPTIONAL,
    ... ,
    longForwardedToNumber [9] IMPLICIT OCTET STRING ( SIZE ( 1 .. 15 ) ) OPTIONAL},
  ... },
callBarringInfo  [1] IMPLICIT SEQUENCE {
  ss-Code          OCTET STRING ( SIZE ( 1 ) ) OPTIONAL,
  callBarringFeatureList SEQUENCE ( SIZE ( 1 .. 13 ) ) OF
    SEQUENCE {
      basicService  CHOICE {
        bearerService [2] IMPLICIT OCTET STRING ( SIZE ( 1 ) ),
        teleservice   [3] IMPLICIT OCTET STRING ( SIZE ( 1 ) )} OPTIONAL,
        ss-Status     [4] IMPLICIT OCTET STRING ( SIZE ( 1 ) ) OPTIONAL,
        ... },
      ... },
ss-Data          [3] IMPLICIT SEQUENCE {
  ss-Code          OCTET STRING ( SIZE ( 1 ) ) OPTIONAL,
  ss-Status        [4] IMPLICIT OCTET STRING ( SIZE ( 1 ) ) OPTIONAL,
  ss-SubscriptionOption CHOICE {
    cliRestrictionOption [2] IMPLICIT ENUMERATED {
      permanent          ( 0 ),
      temporaryDefaultRestricted ( 1 ),
      temporaryDefaultAllowed ( 2 )},
    overrideCategory    [1] IMPLICIT ENUMERATED {
      overrideEnabled    ( 0 ),
      overrideDisabled   ( 1 )}} OPTIONAL,
  basicServiceGroupList SEQUENCE ( SIZE ( 1 .. 13 ) ) OF
    CHOICE {
      bearerService     [2] IMPLICIT OCTET STRING ( SIZE ( 1 ) ),
      teleservice       [3] IMPLICIT OCTET STRING ( SIZE ( 1 ) )} OPTIONAL,
      ... ,
  defaultPriority      INTEGER ( 0 .. 15 ) OPTIONAL,
  nbrUser              [5] IMPLICIT INTEGER ( 1 .. 7 ) OPTIONAL}}
ERRORS {
  -- systemFailure -- localValue : 34,
  -- dataMissing -- localValue : 35,
  -- unexpectedDataValue -- localValue : 36,
  -- bearerServiceNotProvisioned -- localValue : 10,
  -- teleserviceNotProvisioned -- localValue : 11,
  -- callBarred -- localValue : 13,
  -- illegalSS-Operation -- localValue : 16,
  -- ss-ErrorStatus -- localValue : 17,
  -- ss-SubscriptionViolation -- localValue : 19,
  -- ss-Incompatibility -- localValue : 20,
  -- negativePW-Check -- localValue : 38,
  -- numberOfPW-AttemptsViolation -- localValue : 43}
 ::= localValue : 12

deactivateSS OPERATION
ARGUMENT
  ss-ForBS SEQUENCE {
    ss-Code          OCTET STRING ( SIZE ( 1 ) ),
    basicService     CHOICE {
      bearerService   [2] IMPLICIT OCTET STRING ( SIZE ( 1 ) ),
      teleservice     [3] IMPLICIT OCTET STRING ( SIZE ( 1 ) )} OPTIONAL,
      ... ,
    longFTN-Supported [4] IMPLICIT NULL OPTIONAL}
RESULT
  ss-Info CHOICE {
    forwardingInfo [0] IMPLICIT SEQUENCE {
      ss-Code          OCTET STRING ( SIZE ( 1 ) ) OPTIONAL,
      forwardingFeatureList SEQUENCE ( SIZE ( 1 .. 13 ) ) OF
        SEQUENCE {
          basicService      CHOICE {
            bearerService   [2] IMPLICIT OCTET STRING ( SIZE ( 1 ) ),
            teleservice     [3] IMPLICIT OCTET STRING ( SIZE ( 1 ) )} OPTIONAL,
            ss-Status       [4] IMPLICIT OCTET STRING ( SIZE ( 1 ) ) OPTIONAL,
            forwardedToNumber [5] IMPLICIT OCTET STRING ( SIZE ( 1 .. 9 ) ) OPTIONAL,
            forwardedToSubaddress [8] IMPLICIT OCTET STRING ( SIZE ( 1 .. 21 ) ) OPTIONAL,

```

```

        forwardingOptions      [6] IMPLICIT OCTET STRING ( SIZE ( 1 ) ) OPTIONAL,
        noReplyConditionTime   [7] IMPLICIT INTEGER ( 5 .. 30 ) OPTIONAL,
        ... ,
        longForwardedToNumber  [9] IMPLICIT OCTET STRING ( SIZE ( 1 .. 15 ) ) OPTIONAL},
    ... },
callBarringInfo      [1] IMPLICIT SEQUENCE {
    ss-Code           OCTET STRING ( SIZE ( 1 ) ) OPTIONAL,
    callBarringFeatureList SEQUENCE ( SIZE ( 1 .. 13 ) ) OF
        SEQUENCE {
            basicService CHOICE {
                bearerService [2] IMPLICIT OCTET STRING ( SIZE ( 1 ) ),
                teleservice   [3] IMPLICIT OCTET STRING ( SIZE ( 1 ) )} OPTIONAL,
            ss-Status        [4] IMPLICIT OCTET STRING ( SIZE ( 1 ) ) OPTIONAL,
            ... },
    ... },
ss-Data              [3] IMPLICIT SEQUENCE {
    ss-Code           OCTET STRING ( SIZE ( 1 ) ) OPTIONAL,
    ss-Status         [4] IMPLICIT OCTET STRING ( SIZE ( 1 ) ) OPTIONAL,
    ss-SubscriptionOption CHOICE {
        cliRestrictionOption [2] IMPLICIT ENUMERATED {
            permanent          ( 0 ),
            temporaryDefaultRestricted ( 1 ),
            temporaryDefaultAllowed ( 2 )},
        overrideCategory      [1] IMPLICIT ENUMERATED {
            overrideEnabled    ( 0 ),
            overrideDisabled   ( 1 )}} OPTIONAL,
    basicServiceGroupList SEQUENCE ( SIZE ( 1 .. 13 ) ) OF
        CHOICE {
            bearerService     [2] IMPLICIT OCTET STRING ( SIZE ( 1 ) ),
            teleservice       [3] IMPLICIT OCTET STRING ( SIZE ( 1 ) )} OPTIONAL,
        ... ,
    defaultPriority        INTEGER ( 0 .. 15 ) OPTIONAL,
    nbrUser                [5] IMPLICIT INTEGER ( 1 .. 7 ) OPTIONAL}}
ERRORS {
    -- systemFailure -- localValue : 34,
    -- dataMissing -- localValue : 35,
    -- unexpectedDataValue -- localValue : 36,
    -- bearerServiceNotProvisioned -- localValue : 10,
    -- teleserviceNotProvisioned -- localValue : 11,
    -- callBarred -- localValue : 13,
    -- illegalSS-Operation -- localValue : 16,
    -- ss-ErrorStatus -- localValue : 17,
    -- ss-SubscriptionViolation -- localValue : 19,
    -- negativePW-Check -- localValue : 38,
    -- numberOfPW-AttemptsViolation -- localValue : 43}
 ::= localValue : 13

interrogateSS OPERATION
ARGUMENT
    ss-ForBS SEQUENCE {
        ss-Code OCTET STRING ( SIZE ( 1 ) ),
        basicService CHOICE {
            bearerService [2] IMPLICIT OCTET STRING ( SIZE ( 1 ) ),
            teleservice [3] IMPLICIT OCTET STRING ( SIZE ( 1 ) )} OPTIONAL,
        ... ,
        longFTN-Supported [4] IMPLICIT NULL OPTIONAL}
RESULT
    interrogateSS-Res CHOICE {
        ss-Status [0] IMPLICIT OCTET STRING ( SIZE ( 1 ) ),
        basicServiceGroupList [2] IMPLICIT SEQUENCE ( SIZE ( 1 .. 13 ) ) OF
            CHOICE {
                bearerService [2] IMPLICIT OCTET STRING ( SIZE ( 1 ) ),
                teleservice [3] IMPLICIT OCTET STRING ( SIZE ( 1 ) )},
        forwardingFeatureList [3] IMPLICIT SEQUENCE ( SIZE ( 1 .. 13 ) ) OF
            SEQUENCE {
                basicService CHOICE {
                    bearerService [2] IMPLICIT OCTET STRING ( SIZE ( 1 ) ),
                    teleservice [3] IMPLICIT OCTET STRING ( SIZE ( 1 ) )} OPTIONAL,
                ss-Status [4] IMPLICIT OCTET STRING ( SIZE ( 1 ) ) OPTIONAL,
                forwardedToNumber [5] IMPLICIT OCTET STRING ( SIZE ( 1 .. 9 ) ) OPTIONAL,
                forwardedToSubaddress [8] IMPLICIT OCTET STRING ( SIZE ( 1 .. 21 ) ) OPTIONAL,
                forwardingOptions [6] IMPLICIT OCTET STRING ( SIZE ( 1 ) ) OPTIONAL,
                noReplyConditionTime [7] IMPLICIT INTEGER ( 5 .. 30 ) OPTIONAL,
                ... ,
                longForwardedToNumber [9] IMPLICIT OCTET STRING ( SIZE ( 1 .. 15 ) ) OPTIONAL},
        genericServiceInfo [4] IMPLICIT SEQUENCE {
            ss-Status OCTET STRING ( SIZE ( 1 ) ),
            cliRestrictionOption ENUMERATED {

```

```

    permanent (0 ),
    temporaryDefaultRestricted (1 ),
    temporaryDefaultAllowed (2 )} OPTIONAL,
    ... ,
    maximumEntitledPriority [0] IMPLICIT INTEGER ( 0 .. 15 ) OPTIONAL,
    defaultPriority [1] IMPLICIT INTEGER ( 0 .. 15 ) OPTIONAL,
    ccbs-FeatureList [2] IMPLICIT SEQUENCE ( SIZE (1 .. 5 ) ) OF
        SEQUENCE {
            ccbs-Index [0] IMPLICIT INTEGER ( 1 .. 5 ) OPTIONAL,
            b-subscriberNumber [1] IMPLICIT OCTET STRING ( SIZE (1 .. 9 ) ) OPTIONAL,
            b-subscriberSubaddress [2] IMPLICIT OCTET STRING ( SIZE (1 .. 21 ) ) OPTIONAL,
            basicServiceGroup [3] CHOICE {
                bearerService [2] IMPLICIT OCTET STRING ( SIZE (1 ) ),
                teleservice [3] IMPLICIT OCTET STRING ( SIZE (1 ) )} OPTIONAL,
            ... } OPTIONAL,
    nbrSB [3] IMPLICIT INTEGER ( 2 .. 7 ) OPTIONAL,
    nbrUser [4] IMPLICIT INTEGER ( 1 .. 7 ) OPTIONAL,
    nbrSN [5] IMPLICIT INTEGER ( 1 .. 7 ) OPTIONAL}}
ERRORS {
    -- systemFailure -- localValue : 34,
    -- dataMissing -- localValue : 35,
    -- unexpectedDataValue -- localValue : 36,
    -- bearerServiceNotProvisioned -- localValue : 10,
    -- teleserviceNotProvisioned -- localValue : 11,
    -- callBarred -- localValue : 13,
    -- illegalSS-Operation -- localValue : 16,
    -- ss-NotAvailable -- localValue : 18}
 ::= localValue : 14

processUnstructuredSS-Request OPERATION
ARGUMENT
    ussd-Arg SEQUENCE {
        ussd-DataCodingScheme OCTET STRING ( SIZE (1 ) ),
        ussd-String OCTET STRING ( SIZE (1 .. 160 ) ),
        ... ,
        alertingPattern OCTET STRING ( SIZE (1 ) ) OPTIONAL,
        msisdn [0] IMPLICIT OCTET STRING ( SIZE (1 .. 9 ) ) OPTIONAL}
RESULT
    ussd-Res SEQUENCE {
        ussd-DataCodingScheme OCTET STRING ( SIZE (1 ) ),
        ussd-String OCTET STRING ( SIZE (1 .. 160 ) ),
        ... }
ERRORS {
    -- systemFailure -- localValue : 34,
    -- dataMissing -- localValue : 35,
    -- unexpectedDataValue -- localValue : 36,
    -- unknownAlphabet -- localValue : 71,
    -- callBarred -- localValue : 13}
 ::= localValue : 59

unstructuredSS-Request OPERATION
ARGUMENT
    ussd-Arg SEQUENCE {
        ussd-DataCodingScheme OCTET STRING ( SIZE (1 ) ),
        ussd-String OCTET STRING ( SIZE (1 .. 160 ) ),
        ... ,
        alertingPattern OCTET STRING ( SIZE (1 ) ) OPTIONAL,
        msisdn [0] IMPLICIT OCTET STRING ( SIZE (1 .. 9 ) ) OPTIONAL}
RESULT
    ussd-Res SEQUENCE {
        ussd-DataCodingScheme OCTET STRING ( SIZE (1 ) ),
        ussd-String OCTET STRING ( SIZE (1 .. 160 ) ),
        ... }
ERRORS {
    -- systemFailure -- localValue : 34,
    -- dataMissing -- localValue : 35,
    -- unexpectedDataValue -- localValue : 36,
    -- absentSubscriber -- localValue : 27,
    -- illegalSubscriber -- localValue : 9,
    -- illegalEquipment -- localValue : 12,
    -- unknownAlphabet -- localValue : 71,
    -- ussd-Busy -- localValue : 72}
 ::= localValue : 60

unstructuredSS-Notify OPERATION
ARGUMENT
    ussd-Arg SEQUENCE {
        ussd-DataCodingScheme OCTET STRING ( SIZE (1 ) ),

```

```

        ussd-String          OCTET STRING ( SIZE ( 1 .. 160 ) ),
        ... ,
        alertingPattern     OCTET STRING ( SIZE ( 1 ) ) OPTIONAL,
        msisdn              [0] IMPLICIT OCTET STRING ( SIZE ( 1 .. 9 ) ) OPTIONAL}
ERRORS {
    -- systemFailure -- localValue : 34,
    -- dataMissing -- localValue : 35,
    -- unexpectedDataValue -- localValue : 36,
    -- absentSubscriber -- localValue : 27,
    -- illegalSubscriber -- localValue : 9,
    -- illegalEquipment -- localValue : 12,
    -- unknownAlphabet -- localValue : 71,
    -- ussd-Busy -- localValue : 72}
 ::= localValue : 61

registerPassword OPERATION
ARGUMENT
    ss-Code    OCTET STRING ( SIZE ( 1 ) )
RESULT
    newPassword NumericString ( FROM ("0"|"1"|"2"|"3"|"4"|"5"|"6"|"7"|"8"|"9" ) | SIZE ( 4 ) )
ERRORS {
    -- systemFailure -- localValue : 34,
    -- dataMissing -- localValue : 35,
    -- unexpectedDataValue -- localValue : 36,
    -- callBarred -- localValue : 13,
    -- ss-SubscriptionViolation -- localValue : 19,
    -- pw-RegistrationFailure -- localValue : 37,
    -- negativePW-Check -- localValue : 38,
    -- numberOfPW-AttemptsViolation -- localValue : 43}
LINKED {
    -- getPassword -- localValue : 18}
 ::= localValue : 17

getPassword OPERATION
ARGUMENT
    guidanceInfo ENUMERATED {
        enterPW          ( 0 ),
        enterNewPW       ( 1 ),
        enterNewPW-Again ( 2 )}
RESULT
    currentPassword NumericString ( FROM ("0"|"1"|"2"|"3"|"4"|"5"|"6"|"7"|"8"|"9" ) | SIZE ( 4 ) )
 ::= localValue : 18

registerCC-Entry OPERATION
ARGUMENT
    registerCC-EntryArg SEQUENCE {
        ss-Code    [0] IMPLICIT OCTET STRING ( SIZE ( 1 ) ),
        ccbs-Data  [1] IMPLICIT SEQUENCE {
            ccbs-Feature    [0] IMPLICIT SEQUENCE {
                ccbs-index          [0] IMPLICIT INTEGER ( 1 .. 5 ) OPTIONAL,
                b-subscriberNumber  [1] IMPLICIT OCTET STRING ( SIZE ( 1 .. 9 ) ) OPTIONAL,
                b-subscriberSubaddress [2] IMPLICIT OCTET STRING ( SIZE ( 1 .. 21 ) ) OPTIONAL,
                basicServiceGroup   [3] CHOICE {
                    bearerService    [2] IMPLICIT OCTET STRING ( SIZE ( 1 ) ),
                    teleservice      [3] IMPLICIT OCTET STRING ( SIZE ( 1 ) )} OPTIONAL,
                    ... },
            translatedB-Number [1] IMPLICIT OCTET STRING ( SIZE ( 1 .. 9 ) ),
            serviceIndicator  [2] IMPLICIT BIT STRING {
                clir-invoked ( 0 ),
                camel-invoked ( 1 )} ( SIZE ( 2 .. 32 ) ) OPTIONAL,
            callInfo          [3] IMPLICIT SEQUENCE {
                protocolId      ENUMERATED {
                    gsm-0408      ( 1 ),
                    gsm-0806      ( 2 ),
                    gsm-BSSMAP    ( 3 ),
                    ets-300102-1 ( 4 )},
                signalInfo      OCTET STRING ( SIZE ( 1 .. 200 ) ),
                extensionContainer SEQUENCE {
                    privateExtensionList [0] IMPLICIT SEQUENCE ( SIZE ( 1 .. 10 ) ) OF
                        SEQUENCE {
                            extId      MAP-EXTENSION .&extensionId ( {
                                '
                                ... } ) ,
                            extType    MAP-EXTENSION .&ExtensionType ( {
                                '
                                ... } { @extId } ) OPTIONAL} OPTIONAL,
                    pcs-Extensions [1] IMPLICIT SEQUENCE {
                        ... } OPTIONAL,
                }
            }
        }
    }

```

```

        ... } OPTIONAL,
        ... },
networkSignalInfo [4] IMPLICIT SEQUENCE {
    protocolId      ENUMERATED {
        gsm-0408      ( 1 ),
        gsm-0806      ( 2 ),
        gsm-BSSMAP    ( 3 ),
        ets-300102-1  ( 4 )},
    signalInfo      OCTET STRING ( SIZE ( 1 .. 200 ) ),
    extensionContainer SEQUENCE {
        privateExtensionList [0] IMPLICIT SEQUENCE ( SIZE ( 1 .. 10 ) ) OF
            SEQUENCE {
                extId      MAP-EXTENSION .&extensionId ( {
                    '
                    ... } ) ,
                extType    MAP-EXTENSION .&ExtensionType ( {
                    '
                    ... } { @extId } ) OPTIONAL} OPTIONAL,
        pcs-Extensions [1] IMPLICIT SEQUENCE {
            ... } OPTIONAL,
            ... } OPTIONAL,
            ... },
        ... } OPTIONAL,
        ... }
RESULT
registerCC-EntryRes SEQUENCE {
    ccbs-Feature [0] IMPLICIT SEQUENCE {
        ccbs-Index [0] IMPLICIT INTEGER ( 1 .. 5 ) OPTIONAL,
        b-subscriberNumber [1] IMPLICIT OCTET STRING ( SIZE ( 1 .. 9 ) ) OPTIONAL,
        b-subscriberSubaddress [2] IMPLICIT OCTET STRING ( SIZE ( 1 .. 21 ) ) OPTIONAL,
        basicServiceGroup [3] CHOICE {
            bearerService [2] IMPLICIT OCTET STRING ( SIZE ( 1 ) ),
            teleservice [3] IMPLICIT OCTET STRING ( SIZE ( 1 ) )} OPTIONAL,
            ... } OPTIONAL,
            ... }
ERRORS {
    -- systemFailure -- localValue : 34,
    -- dataMissing -- localValue : 35,
    -- unexpectedDataValue -- localValue : 36,
    -- callBarred -- localValue : 13,
    -- illegalSS-Operation -- localValue : 16,
    -- ss-ErrorStatus -- localValue : 17,
    -- ss-Incompatibility -- localValue : 20,
    -- shortTermDenial -- localValue : 29,
    -- longTermDenial -- localValue : 30,
    -- facilityNotSupported -- localValue : 21}
 ::= localValue : 76

eraseCC-Entry OPERATION
ARGUMENT
eraseCC-EntryArg SEQUENCE {
    ss-Code [0] IMPLICIT OCTET STRING ( SIZE ( 1 ) ),
    ccbs-Index [1] IMPLICIT INTEGER ( 1 .. 5 ) OPTIONAL,
    ... }
RESULT
eraseCC-EntryRes SEQUENCE {
    ss-Code [0] IMPLICIT OCTET STRING ( SIZE ( 1 ) ),
    ss-Status [1] IMPLICIT OCTET STRING ( SIZE ( 1 ) ) OPTIONAL,
    ... }
ERRORS {
    -- systemFailure -- localValue : 34,
    -- dataMissing -- localValue : 35,
    -- unexpectedDataValue -- localValue : 36,
    -- callBarred -- localValue : 13,
    -- illegalSS-Operation -- localValue : 16,
    -- ss-ErrorStatus -- localValue : 17}
 ::= localValue : 77

sendRoutingInfoForSM OPERATION
ARGUMENT
routingInfoForSM-Arg SEQUENCE {
    msisdn [0] IMPLICIT OCTET STRING ( SIZE ( 1 .. 9 ) ),
    sm-RP-PRI [1] IMPLICIT BOOLEAN,
    serviceCentreAddress [2] IMPLICIT OCTET STRING ( SIZE ( 1 .. 20 ) ),
    extensionContainer [6] IMPLICIT SEQUENCE {
        privateExtensionList [0] IMPLICIT SEQUENCE ( SIZE ( 1 .. 10 ) ) OF
            SEQUENCE {
                extId      MAP-EXTENSION .&extensionId ( {

```

```

        '...} ) ,
        extType    MAP-EXTENSION .&ExtensionType ( {
        '...} { @extId  } ) OPTIONAL} OPTIONAL,
    pcs-Extensions    [1] IMPLICIT SEQUENCE {
        '... } OPTIONAL,
        '... } OPTIONAL,
    ... ,
    gprsSupportIndicator    [7] IMPLICIT NULL OPTIONAL,
    sm-RP-MTI                [8] IMPLICIT INTEGER ( 0 .. 10 ) OPTIONAL,
    sm-RP-SMEA               [9] IMPLICIT OCTET STRING ( SIZE ( 1 .. 12 ) ) OPTIONAL}
RESULT
    routingInfoForSM-Res SEQUENCE {
        imsi                OCTET STRING ( SIZE ( 3 .. 8 ) ),
        locationInfoWithLMSI    [0] IMPLICIT SEQUENCE {
            networkNode-Number    [1] IMPLICIT OCTET STRING ( SIZE ( 1 .. 9 ) ),
            lmsi                OCTET STRING ( SIZE ( 4 ) ) OPTIONAL,
            extensionContainer SEQUENCE {
                privateExtensionList    [0] IMPLICIT SEQUENCE ( SIZE ( 1 .. 10 ) ) OF
                    SEQUENCE {
                        extId            MAP-EXTENSION .&extensionId ( {
                            '...} ) ,
                        extType        MAP-EXTENSION .&ExtensionType ( {
                            '...} { @extId  } ) OPTIONAL} OPTIONAL,
                        pcs-Extensions    [1] IMPLICIT SEQUENCE {
                            '... } OPTIONAL,
                            '... } OPTIONAL,
                        ... ,
                        gprsNodeIndicator    [5] IMPLICIT NULL OPTIONAL,
                        additional-Number    [6] CHOICE {
                            msc-Number    [0] IMPLICIT OCTET STRING ( SIZE ( 1 .. 9 ) ),
                            sgsn-Number    [1] IMPLICIT OCTET STRING ( SIZE ( 1 .. 9 ) )} OPTIONAL},
                        extensionContainer    [4] IMPLICIT SEQUENCE {
                            privateExtensionList    [0] IMPLICIT SEQUENCE ( SIZE ( 1 .. 10 ) ) OF
                                SEQUENCE {
                                    extId            MAP-EXTENSION .&extensionId ( {
                                        '...} ) ,
                                    extType        MAP-EXTENSION .&ExtensionType ( {
                                        '...} { @extId  } ) OPTIONAL} OPTIONAL,
                                    pcs-Extensions    [1] IMPLICIT SEQUENCE {
                                        '... } OPTIONAL,
                                        '... } OPTIONAL,
                                    ... }
                                ... }
                            ERRORS {
                                -- systemFailure -- localValue : 34,
                                -- dataMissing -- localValue : 35,
                                -- unexpectedDataValue -- localValue : 36,
                                -- facilityNotSupported -- localValue : 21,
                                -- unknownSubscriber -- localValue : 1,
                                -- teleserviceNotProvisioned -- localValue : 11,
                                -- callBarred -- localValue : 13,
                                -- absentSubscriberSM -- localValue : 6}
                            ::= localValue : 45
                        mo-forwardSM OPERATION
                        ARGUMENT
                        mo-forwardSM-Arg SEQUENCE {
                            sm-RP-DA CHOICE {
                                imsi                [0] IMPLICIT OCTET STRING ( SIZE ( 3 .. 8 ) ),
                                lmsi                [1] IMPLICIT OCTET STRING ( SIZE ( 4 ) ),
                                serviceCentreAddressDA    [4] IMPLICIT OCTET STRING ( SIZE ( 1 .. 20 ) ),
                                noSM-RP-DA          [5] IMPLICIT NULL},
                            sm-RP-OA CHOICE {
                                msisdn            [2] IMPLICIT OCTET STRING ( SIZE ( 1 .. 9 ) ),
                                serviceCentreAddressOA    [4] IMPLICIT OCTET STRING ( SIZE ( 1 .. 20 ) ),
                                noSM-RP-OA          [5] IMPLICIT NULL},
                            sm-RP-UI                OCTET STRING ( SIZE ( 1 .. 200 ) ),
                            extensionContainer SEQUENCE {
                                privateExtensionList    [0] IMPLICIT SEQUENCE ( SIZE ( 1 .. 10 ) ) OF
                                    SEQUENCE {
                                        extId            MAP-EXTENSION .&extensionId ( {
                                            '...} ) ,

```

```

        extType      MAP-EXTENSION .&ExtensionType ( {
            '... } { @extId } ) OPTIONAL} OPTIONAL,
    pcs-Extensions  [1] IMPLICIT SEQUENCE {
        ... } OPTIONAL,
        ... } OPTIONAL,
    ... '
    imsi            OCTET STRING ( SIZE ( 3 .. 8 ) ) OPTIONAL}
RESULT
    mo-forwardSM-Res SEQUENCE {
        sm-RP-UI      OCTET STRING ( SIZE ( 1 .. 200 ) ) OPTIONAL,
        extensionContainer SEQUENCE {
            privateExtensionList [0] IMPLICIT SEQUENCE ( SIZE ( 1 .. 10 ) ) OF
                SEQUENCE {
                    extId      MAP-EXTENSION .&extensionId ( {
                        '... } ) ,
                    extType    MAP-EXTENSION .&ExtensionType ( {
                        '... } { @extId } ) OPTIONAL} OPTIONAL,
                    pcs-Extensions [1] IMPLICIT SEQUENCE {
                        ... } OPTIONAL,
                        ... } OPTIONAL,
                    ... }
        ... }
    ERRORS {
        -- systemFailure -- localValue : 34,
        -- unexpectedDataValue -- localValue : 36,
        -- facilityNotSupported -- localValue : 21,
        -- sm-DeliveryFailure -- localValue : 32}
    ::= localValue : 46

mt-forwardSM OPERATION
    ARGUMENT
        mt-forwardSM-Arg SEQUENCE {
            sm-RP-DA      CHOICE {
                imsi            [0] IMPLICIT OCTET STRING ( SIZE ( 3 .. 8 ) ),
                lmsi            [1] IMPLICIT OCTET STRING ( SIZE ( 4 ) ),
                serviceCentreAddressDA [4] IMPLICIT OCTET STRING ( SIZE ( 1 .. 20 ) ),
                noSM-RP-DA      [5] IMPLICIT NULL},
            sm-RP-OA      CHOICE {
                msisdn          [2] IMPLICIT OCTET STRING ( SIZE ( 1 .. 9 ) ),
                serviceCentreAddressOA [4] IMPLICIT OCTET STRING ( SIZE ( 1 .. 20 ) ),
                noSM-RP-OA      [5] IMPLICIT NULL},
            sm-RP-UI      OCTET STRING ( SIZE ( 1 .. 200 ) ),
            moreMessagesToSend NULL OPTIONAL,
            extensionContainer SEQUENCE {
                privateExtensionList [0] IMPLICIT SEQUENCE ( SIZE ( 1 .. 10 ) ) OF
                    SEQUENCE {
                        extId      MAP-EXTENSION .&extensionId ( {
                            '... } ) ,
                        extType    MAP-EXTENSION .&ExtensionType ( {
                            '... } { @extId } ) OPTIONAL} OPTIONAL,
                        pcs-Extensions [1] IMPLICIT SEQUENCE {
                            ... } OPTIONAL,
                            ... } OPTIONAL,
                        ... }
                ... }
        ... }
    RESULT
        mt-forwardSM-Res SEQUENCE {
            sm-RP-UI      OCTET STRING ( SIZE ( 1 .. 200 ) ) OPTIONAL,
            extensionContainer SEQUENCE {
                privateExtensionList [0] IMPLICIT SEQUENCE ( SIZE ( 1 .. 10 ) ) OF
                    SEQUENCE {
                        extId      MAP-EXTENSION .&extensionId ( {
                            '... } ) ,
                        extType    MAP-EXTENSION .&ExtensionType ( {
                            '... } { @extId } ) OPTIONAL} OPTIONAL,
                        pcs-Extensions [1] IMPLICIT SEQUENCE {
                            ... } OPTIONAL,
                            ... } OPTIONAL,
                        ... }
                ... }
        ... }
    ERRORS {
        -- systemFailure -- localValue : 34,
        -- dataMissing -- localValue : 35,
        -- unexpectedDataValue -- localValue : 36,

```

```

-- facilityNotSupported -- localValue : 21,
-- unidentifiedSubscriber -- localValue : 5,
-- illegalSubscriber -- localValue : 9,
-- illegalEquipment -- localValue : 12,
-- subscriberBusyForMT-SMS -- localValue : 31,
-- sm-DeliveryFailure -- localValue : 32,
-- absentSubscriberSM -- localValue : 6}
 ::= localValue : 44

reportSM-DeliveryStatus OPERATION
ARGUMENT
  reportSM-DeliveryStatusArg SEQUENCE {
    msisdn OCTET STRING ( SIZE ( 1 .. 9 ) ),
    serviceCentreAddress OCTET STRING ( SIZE ( 1 .. 20 ) ),
    sm-DeliveryOutcome ENUMERATED {
      memoryCapacityExceeded ( 0 ),
      absentSubscriber ( 1 ),
      successfulTransfer ( 2 ) },
    absentSubscriberDiagnosticSM [0] IMPLICIT INTEGER ( 0 .. 255 ) OPTIONAL,
    extensionContainer [1] IMPLICIT SEQUENCE {
      privateExtensionList [0] IMPLICIT SEQUENCE ( SIZE ( 1 .. 10 ) ) OF
        SEQUENCE {
          extId MAP-EXTENSION .&extensionId ( {
            '
            ... } ) ,
          extType MAP-EXTENSION .&ExtensionType ( {
            '
            ... } { @extId } ) OPTIONAL} OPTIONAL,
      pcs-Extensions [1] IMPLICIT SEQUENCE {
        ... } OPTIONAL,
        ... } OPTIONAL,
      ... ,
      gprsSupportIndicator [2] IMPLICIT NULL OPTIONAL,
      deliveryOutcomeIndicator [3] IMPLICIT NULL OPTIONAL,
      additionalSM-DeliveryOutcome [4] IMPLICIT ENUMERATED {
        memoryCapacityExceeded ( 0 ),
        absentSubscriber ( 1 ),
        successfulTransfer ( 2 ) } OPTIONAL,
      additionalAbsentSubscriberDiagnosticSM [5] IMPLICIT INTEGER ( 0 .. 255 ) OPTIONAL}
  }
RESULT
  reportSM-DeliveryStatusRes SEQUENCE {
    storedMSISDN OCTET STRING ( SIZE ( 1 .. 9 ) ) OPTIONAL,
    extensionContainer SEQUENCE {
      privateExtensionList [0] IMPLICIT SEQUENCE ( SIZE ( 1 .. 10 ) ) OF
        SEQUENCE {
          extId MAP-EXTENSION .&extensionId ( {
            '
            ... } ) ,
          extType MAP-EXTENSION .&ExtensionType ( {
            '
            ... } { @extId } ) OPTIONAL} OPTIONAL,
      pcs-Extensions [1] IMPLICIT SEQUENCE {
        ... } OPTIONAL,
        ... } OPTIONAL,
      ... }
  }
ERRORS {
  -- dataMissing -- localValue : 35,
  -- unexpectedDataValue -- localValue : 36,
  -- unknownSubscriber -- localValue : 1,
  -- messageWaitingListFull -- localValue : 33}
 ::= localValue : 47

informServiceCentre OPERATION
ARGUMENT
  informServiceCentreArg SEQUENCE {
    storedMSISDN OCTET STRING ( SIZE ( 1 .. 9 ) ) OPTIONAL,
    mw-Status BIT STRING {
      sc-AddressNotIncluded ( 0 ),
      mnrf-Set ( 1 ),
      mcef-Set ( 2 ),
      mnrg-Set ( 3 ) } ( SIZE ( 6 .. 16 ) ) OPTIONAL,
    extensionContainer SEQUENCE {
      privateExtensionList [0] IMPLICIT SEQUENCE ( SIZE ( 1 .. 10 ) ) OF
        SEQUENCE {
          extId MAP-EXTENSION .&extensionId ( {
            '
            ... } ) ,
          extType MAP-EXTENSION .&ExtensionType ( {

```



```

        '...'} { @extId } ) OPTIONAL} OPTIONAL,
    pcs-Extensions [1] IMPLICIT SEQUENCE {
        ... } OPTIONAL,
        ... } OPTIONAL,
        ... }
 ::= localValue : 63

alertServiceCentre OPERATION
ARGUMENT
    alertServiceCentreArg SEQUENCE {
        msisdn OCTET STRING ( SIZE ( 1 .. 9 ) ),
        serviceCentreAddress OCTET STRING ( SIZE ( 1 .. 20 ) ),
        ... }
ERRORS {
    -- systemFailure -- localValue : 34,
    -- dataMissing -- localValue : 35,
    -- unexpectedDataValue -- localValue : 36}
 ::= localValue : 64

readyForSM OPERATION
ARGUMENT
    readyForSM-Arg SEQUENCE {
        imsi [0] IMPLICIT OCTET STRING ( SIZE ( 3 .. 8 ) ),
        alertReason ENUMERATED {
            ms-Present ( 0 ),
            memoryAvailable ( 1 )},
        alertReasonIndicator NULL OPTIONAL,
        extensionContainer SEQUENCE {
            privateExtensionList [0] IMPLICIT SEQUENCE ( SIZE ( 1 .. 10 ) ) OF
                SEQUENCE {
                    extId MAP-EXTENSION .&extensionId ( {
                        '...'} ) ,
                    extType MAP-EXTENSION .&ExtensionType ( {
                        '...'} { @extId } ) OPTIONAL} OPTIONAL,
            pcs-Extensions [1] IMPLICIT SEQUENCE {
                ... } OPTIONAL,
                ... } OPTIONAL,
                ... }
        ... }
RESULT
    readyForSM-Res SEQUENCE {
        extensionContainer SEQUENCE {
            privateExtensionList [0] IMPLICIT SEQUENCE ( SIZE ( 1 .. 10 ) ) OF
                SEQUENCE {
                    extId MAP-EXTENSION .&extensionId ( {
                        '...'} ) ,
                    extType MAP-EXTENSION .&ExtensionType ( {
                        '...'} { @extId } ) OPTIONAL} OPTIONAL,
            pcs-Extensions [1] IMPLICIT SEQUENCE {
                ... } OPTIONAL,
                ... } OPTIONAL,
                ... }
        ... }
ERRORS {
    -- dataMissing -- localValue : 35,
    -- unexpectedDataValue -- localValue : 36,
    -- facilityNotSupported -- localValue : 21,
    -- unknownSubscriber -- localValue : 1}
 ::= localValue : 66

provideSubscriberInfo OPERATION
ARGUMENT
    provideSubscriberInfoArg SEQUENCE {
        imsi [0] IMPLICIT OCTET STRING ( SIZE ( 3 .. 8 ) ),
        lmsi [1] IMPLICIT OCTET STRING ( SIZE ( 4 ) ) OPTIONAL,
        requestedInfo [2] IMPLICIT SEQUENCE {
            locationInformation [0] IMPLICIT NULL OPTIONAL,
            subscriberState [1] IMPLICIT NULL OPTIONAL,
            extensionContainer [2] IMPLICIT SEQUENCE {
                privateExtensionList [0] IMPLICIT SEQUENCE ( SIZE ( 1 .. 10 ) ) OF
                    SEQUENCE {
                        extId MAP-EXTENSION .&extensionId ( {
                            '...'} ) ,
                        extType MAP-EXTENSION .&ExtensionType ( {

```

```

        ... } @extId } ) OPTIONAL} OPTIONAL,
    pcs-Extensions [1] IMPLICIT SEQUENCE {
        ... } OPTIONAL,
        ... } OPTIONAL,
    ... ,
    currentLocation [3] IMPLICIT NULL OPTIONAL},
extensionContainer [3] IMPLICIT SEQUENCE {
    privateExtensionList [0] IMPLICIT SEQUENCE ( SIZE ( 1 .. 10 ) ) OF
    SEQUENCE {
        extId MAP-EXTENSION .&extensionId ( {
            '... } ) ,
        extType MAP-EXTENSION .&ExtensionType ( {
            '... } { @extId } ) OPTIONAL} OPTIONAL,
    pcs-Extensions [1] IMPLICIT SEQUENCE {
        ... } OPTIONAL,
        ... } OPTIONAL,
    ... }
RESULT
    provideSubscriberInfoRes SEQUENCE {
        subscriberInfo SEQUENCE {
            locationInformation [0] IMPLICIT SEQUENCE {
                ageOfLocationInformation INTEGER ( 0 .. 32767 ) OPTIONAL,
                geographicalInformation [0] IMPLICIT OCTET STRING ( SIZE ( 8 ) ) OPTIONAL,
                vlr-number [1] IMPLICIT OCTET STRING ( SIZE ( 1 .. 9 ) )
OPTIONAL,
                locationNumber [2] IMPLICIT OCTET STRING ( SIZE ( 2 .. 10 ) )
OPTIONAL,
                cellGlobalIdOrServiceAreaIdOrLAI [3] CHOICE {
                    cellGlobalIdOrServiceAreaIdFixedLength [0] IMPLICIT OCTET STRING ( SIZE ( 7 )
),
                    laiFixedLength [1] IMPLICIT OCTET STRING ( SIZE ( 5 )
)} OPTIONAL,
                extensionContainer [4] IMPLICIT SEQUENCE {
                    privateExtensionList [0] IMPLICIT SEQUENCE ( SIZE ( 1 .. 10 ) ) OF
                    SEQUENCE {
                        extId MAP-EXTENSION .&extensionId ( {
                            '... } ) ,
                        extType MAP-EXTENSION .&ExtensionType ( {
                            '... } { @extId } ) OPTIONAL} OPTIONAL,
                    pcs-Extensions [1] IMPLICIT SEQUENCE {
                        ... } OPTIONAL,
                        ... } OPTIONAL,
                    ... ,
                    selectedLSA-Id [5] IMPLICIT OCTET STRING ( SIZE ( 3 ) ) OPTIONAL,
                    msc-Number [6] IMPLICIT OCTET STRING ( SIZE ( 1 .. 9 ) )
OPTIONAL,
                    geodeticInformation [7] IMPLICIT OCTET STRING ( SIZE ( 10 ) )
OPTIONAL,
                    currentLocationRetrieved [8] IMPLICIT NULL OPTIONAL} OPTIONAL,
                    subscriberState [1] CHOICE {
                        assumedIdle [0] IMPLICIT NULL,
                        camelBusy [1] IMPLICIT NULL,
                        netDetNotReachable ENUMERATED {
                            msPurged ( 0 ),
                            imsiDetached ( 1 ),
                            restrictedArea ( 2 ),
                            notRegistered ( 3 )},
                        notProvidedFromVLR [2] IMPLICIT NULL} OPTIONAL,
                    extensionContainer [2] IMPLICIT SEQUENCE {
                        privateExtensionList [0] IMPLICIT SEQUENCE ( SIZE ( 1 .. 10 ) ) OF
                        SEQUENCE {
                            extId MAP-EXTENSION .&extensionId ( {
                                '... } ) ,
                            extType MAP-EXTENSION .&ExtensionType ( {
                                '... } { @extId } ) OPTIONAL} OPTIONAL,
                        pcs-Extensions [1] IMPLICIT SEQUENCE {
                            ... } OPTIONAL,
                            ... } OPTIONAL,
                        ... },
                    extensionContainer SEQUENCE {
                        privateExtensionList [0] IMPLICIT SEQUENCE ( SIZE ( 1 .. 10 ) ) OF

```

```

SEQUENCE {
    extId      MAP-EXTENSION .&extensionId ( {
        '
        ... } ) ,
    extType    MAP-EXTENSION .&ExtensionType ( {
        '
        ... } { @extId } ) OPTIONAL} OPTIONAL,
    pcs-Extensions [1] IMPLICIT SEQUENCE {
        ... } OPTIONAL,
    ... } OPTIONAL,
    ... }
ERRORS {
    -- dataMissing -- localValue : 35,
    -- unexpectedDataValue -- localValue : 36}
 ::= localValue : 70

anyTimeInterrogation OPERATION
ARGUMENT
    anyTimeInterrogationArg SEQUENCE {
        subscriberIdentity [0] CHOICE {
            imsi [0] IMPLICIT OCTET STRING ( SIZE ( 3 .. 8 ) ),
            msisdn [1] IMPLICIT OCTET STRING ( SIZE ( 1 .. 9 ) )},
        requestedInfo [1] IMPLICIT SEQUENCE {
            locationInformation [0] IMPLICIT NULL OPTIONAL,
            subscriberState [1] IMPLICIT NULL OPTIONAL,
            extensionContainer [2] IMPLICIT SEQUENCE {
                privateExtensionList [0] IMPLICIT SEQUENCE ( SIZE ( 1 .. 10 ) ) OF
                SEQUENCE {
                    extId      MAP-EXTENSION .&extensionId ( {
                        '
                        ... } ) ,
                    extType    MAP-EXTENSION .&ExtensionType ( {
                        '
                        ... } { @extId } ) OPTIONAL} OPTIONAL,
                pcs-Extensions [1] IMPLICIT SEQUENCE {
                    ... } OPTIONAL,
                ... } OPTIONAL,
                ... ,
            currentLocation [3] IMPLICIT NULL OPTIONAL},
            gsmSCF-Address [3] IMPLICIT OCTET STRING ( SIZE ( 1 .. 9 ) ),
            extensionContainer [2] IMPLICIT SEQUENCE {
                privateExtensionList [0] IMPLICIT SEQUENCE ( SIZE ( 1 .. 10 ) ) OF
                SEQUENCE {
                    extId      MAP-EXTENSION .&extensionId ( {
                        '
                        ... } ) ,
                    extType    MAP-EXTENSION .&ExtensionType ( {
                        '
                        ... } { @extId } ) OPTIONAL} OPTIONAL,
                pcs-Extensions [1] IMPLICIT SEQUENCE {
                    ... } OPTIONAL,
                ... } OPTIONAL,
                ... }
        RESULT
            anyTimeInterrogationRes SEQUENCE {
                subscriberInfo SEQUENCE {
                    locationInformation [0] IMPLICIT SEQUENCE {
                        ageOfLocationInformation INTEGER ( 0 .. 32767 ) OPTIONAL,
                        geographicalInformation [0] IMPLICIT OCTET STRING ( SIZE ( 8 ) ) OPTIONAL,
                        vlr-number [1] IMPLICIT OCTET STRING ( SIZE ( 1 .. 9 ) )
                    OPTIONAL,
                    locationNumber [2] IMPLICIT OCTET STRING ( SIZE ( 2 .. 10 ) )
                OPTIONAL,
                cellGlobalIdOrServiceAreaIdOrLAI [3] CHOICE {
                    cellGlobalIdOrServiceAreaIdFixedLength [0] IMPLICIT OCTET STRING ( SIZE ( 7 )
                ),
                    laiFixedLength [1] IMPLICIT OCTET STRING ( SIZE ( 5 )
                )} OPTIONAL,
                extensionContainer [4] IMPLICIT SEQUENCE {
                    privateExtensionList [0] IMPLICIT SEQUENCE ( SIZE ( 1 .. 10 ) ) OF
                    SEQUENCE {
                        extId      MAP-EXTENSION .&extensionId ( {
                            '
                            ... } ) ,
                        extType    MAP-EXTENSION .&ExtensionType ( {
                            '
                            ... } { @extId } ) OPTIONAL} OPTIONAL,
                    pcs-Extensions [1] IMPLICIT SEQUENCE {

```

```

        ... } OPTIONAL,
        ... } OPTIONAL,
        ... ,
        selectedLSA-Id          [5] IMPLICIT OCTET STRING ( SIZE ( 3 ) ) OPTIONAL,
        msc-Number              [6] IMPLICIT OCTET STRING ( SIZE ( 1 .. 9 ) )
OPTIONAL,
        geodeticInformation     [7] IMPLICIT OCTET STRING ( SIZE ( 10 ) )
OPTIONAL,
        currentLocationRetrieved [8] IMPLICIT NULL OPTIONAL} OPTIONAL,
subscriberState [1] CHOICE {
    assumedIdle [0] IMPLICIT NULL,
    camelBusy [1] IMPLICIT NULL,
    netDetNotReachable ENUMERATED {
        msPurged ( 0 ),
        imsiDetached ( 1 ),
        restrictedArea ( 2 ),
        notRegistered ( 3 )},
    notProvidedFromVLR [2] IMPLICIT NULL} OPTIONAL,
extensionContainer [2] IMPLICIT SEQUENCE {
    privateExtensionList [0] IMPLICIT SEQUENCE ( SIZE ( 1 .. 10 ) ) OF
        SEQUENCE {
            extId MAP-EXTENSION .&extensionId ( {
                '
                ... } ) ,
            extType MAP-EXTENSION .&ExtensionType ( {
                '
                ... } { @extId } ) OPTIONAL} OPTIONAL,
    pcs-Extensions [1] IMPLICIT SEQUENCE {
        ... } OPTIONAL,
        ... } OPTIONAL,
        ... },
extensionContainer SEQUENCE {
    privateExtensionList [0] IMPLICIT SEQUENCE ( SIZE ( 1 .. 10 ) ) OF
        SEQUENCE {
            extId MAP-EXTENSION .&extensionId ( {
                '
                ... } ) ,
            extType MAP-EXTENSION .&ExtensionType ( {
                '
                ... } { @extId } ) OPTIONAL} OPTIONAL,
    pcs-Extensions [1] IMPLICIT SEQUENCE {
        ... } OPTIONAL,
        ... } OPTIONAL,
        ... }
ERRORS {
    -- systemFailure -- localValue : 34,
    -- ati-NotAllowed -- localValue : 49,
    -- dataMissing -- localValue : 35,
    -- unexpectedDataValue -- localValue : 36,
    -- unknownSubscriber -- localValue : 1}
 ::= localValue : 71

anyTimeSubscriptionInterrogation OPERATION
ARGUMENT
    anyTimeSubscriptionInterrogationArg SEQUENCE {
        subscriberIdentity [0] CHOICE {
            imsi [0] IMPLICIT OCTET STRING ( SIZE ( 3 .. 8 ) ),
            msisdn [1] IMPLICIT OCTET STRING ( SIZE ( 1 .. 9 ) )},
        requestedSubscriptionInfo [1] IMPLICIT SEQUENCE {
            requestedSS-Info [1] IMPLICIT SEQUENCE {
                ss-Code OCTET STRING ( SIZE ( 1 ) ),
                basicService CHOICE {
                    bearerService [2] IMPLICIT OCTET STRING ( SIZE ( 1 ) ),
                    teleservice [3] IMPLICIT OCTET STRING ( SIZE ( 1 ) ) } OPTIONAL,
                    ... ,
                longFTN-Supported [4] IMPLICIT NULL OPTIONAL} OPTIONAL,
            odb [2] IMPLICIT NULL OPTIONAL,
            requestedCAMEL-SubscriptionInfo [3] IMPLICIT ENUMERATED {
                o-CSI ( 0 ),
                t-CSI ( 1 ),
                vt-CSI ( 2 ),
                tif-CSI ( 3 ),
                gprs-CSI ( 4 ),
                sms-CSI ( 5 ),
                ss-CSI ( 6 ),
                m-CSI ( 7 ),
                d-csi ( 8 ) } OPTIONAL,
            supportedVLR-CAMEL-Phases [4] IMPLICIT NULL OPTIONAL,

```

```

supportedSGSN-CAMEL-Phases      [5] IMPLICIT NULL OPTIONAL,
extensionContainer               [6] IMPLICIT SEQUENCE {
  privateExtensionList [0] IMPLICIT SEQUENCE ( SIZE (1 .. 10 ) ) OF
    SEQUENCE {
      extId      MAP-EXTENSION .&extensionId ( {
        '
        ... } ) ,
      extType    MAP-EXTENSION .&ExtensionType ( {
        '
        ... } { @extId } ) OPTIONAL} OPTIONAL,
  pcs-Extensions [1] IMPLICIT SEQUENCE {
    ... } OPTIONAL,
  ... } OPTIONAL,
  ... },
gsmSCF-Address                  [2] IMPLICIT OCTET STRING ( SIZE (1 .. 9 ) ),
extensionContainer              [3] IMPLICIT SEQUENCE {
  privateExtensionList [0] IMPLICIT SEQUENCE ( SIZE (1 .. 10 ) ) OF
    SEQUENCE {
      extId      MAP-EXTENSION .&extensionId ( {
        '
        ... } ) ,
      extType    MAP-EXTENSION .&ExtensionType ( {
        '
        ... } { @extId } ) OPTIONAL} OPTIONAL,
  pcs-Extensions [1] IMPLICIT SEQUENCE {
    ... } OPTIONAL,
  ... } OPTIONAL,
  longFTN-Supported              [4] IMPLICIT NULL OPTIONAL,
  ... }
RESULT
anyTimeSubscriptionInterrogationRes SEQUENCE {
  callForwardingData [1] IMPLICIT SEQUENCE {
    forwardingFeatureList SEQUENCE ( SIZE (1 .. 32 ) ) OF
      SEQUENCE {
        basicService CHOICE {
          ext-BearerService [2] IMPLICIT OCTET STRING ( SIZE (1 .. 5 ) ),
          ext-Teleservice [3] IMPLICIT OCTET STRING ( SIZE (1 .. 5 ) )} OPTIONAL,
        ss-Status [4] IMPLICIT OCTET STRING ( SIZE (1 .. 5 ) ),
        forwardedToNumber [5] IMPLICIT OCTET STRING ( SIZE (1 .. 9 ) ) OPTIONAL,
        forwardedToSubaddress [8] IMPLICIT OCTET STRING ( SIZE (1 .. 21 ) ) OPTIONAL,
        forwardingOptions [6] IMPLICIT OCTET STRING ( SIZE (1 .. 5 ) ) OPTIONAL,
        noReplyConditionTime [7] IMPLICIT INTEGER ( 1 .. 100 ) OPTIONAL,
        extensionContainer [9] IMPLICIT SEQUENCE {
          privateExtensionList [0] IMPLICIT SEQUENCE ( SIZE (1 .. 10 ) ) OF
            SEQUENCE {
              extId      MAP-EXTENSION .&extensionId ( {
                '
                ... } ) ,
              extType    MAP-EXTENSION .&ExtensionType ( {
                '
                ... } { @extId } ) OPTIONAL} OPTIONAL,
            pcs-Extensions [1] IMPLICIT SEQUENCE {
              ... } OPTIONAL,
            ... } OPTIONAL,
            longForwardedToNumber [10] IMPLICIT OCTET STRING ( SIZE (1 .. 15 ) ) OPTIONAL},
        notificationToCSE NULL OPTIONAL,
        extensionContainer [0] IMPLICIT SEQUENCE {
          privateExtensionList [0] IMPLICIT SEQUENCE ( SIZE (1 .. 10 ) ) OF
            SEQUENCE {
              extId      MAP-EXTENSION .&extensionId ( {
                '
                ... } ) ,
              extType    MAP-EXTENSION .&ExtensionType ( {
                '
                ... } { @extId } ) OPTIONAL} OPTIONAL,
            pcs-Extensions [1] IMPLICIT SEQUENCE {
              ... } OPTIONAL,
            ... } OPTIONAL,
            ... } OPTIONAL,
          callBarringData [2] IMPLICIT SEQUENCE {
            callBarringFeatureList SEQUENCE ( SIZE (1 .. 32 ) ) OF
              SEQUENCE {
                basicService CHOICE {
                  ext-BearerService [2] IMPLICIT OCTET STRING ( SIZE (1 .. 5 ) ),
                  ext-Teleservice [3] IMPLICIT OCTET STRING ( SIZE (1 .. 5 ) )} OPTIONAL,
                ss-Status [4] IMPLICIT OCTET STRING ( SIZE (1 .. 5 ) ),
                extensionContainer SEQUENCE {

```



```

... } OPTIONAL,
camel-SubscriptionInfo      [4] IMPLICIT SEQUENCE {
  o-CSI                      [0] IMPLICIT SEQUENCE {
    o-BcsmCamelTDPDataList  SEQUENCE ( SIZE ( 1 .. 10 ) ) OF
      SEQUENCE {
        o-BcsmTriggerDetectionPoint  ENUMERATED {
          collectedInfo      ( 2 ),
          ... ,
          routeSelectFailure  ( 4 )},
        serviceKey           INTEGER ( 0 .. 2147483647 ),
        gsmSCF-Address       [0] IMPLICIT OCTET STRING ( SIZE ( 1 .. 9 ) ),
        defaultCallHandling  [1] IMPLICIT ENUMERATED {
          continueCall      ( 0 ),
          releaseCall       ( 1 ),
          ... },
        extensionContainer   [2] IMPLICIT SEQUENCE {
          privateExtensionList [0] IMPLICIT SEQUENCE ( SIZE ( 1 .. 10 ) ) OF
            SEQUENCE {
              extId          MAP-EXTENSION .&extensionId ( {
                '...'} ) ,
              extType       MAP-EXTENSION .&ExtensionType ( {
                '...'} { @extId } ) OPTIONAL} OPTIONAL,
              pcs-Extensions [1] IMPLICIT SEQUENCE {
                ... } OPTIONAL,
                ... } OPTIONAL,
                ... },
          extensionContainer SEQUENCE {
            privateExtensionList [0] IMPLICIT SEQUENCE ( SIZE ( 1 .. 10 ) ) OF
              SEQUENCE {
                extId          MAP-EXTENSION .&extensionId ( {
                  '...'} ) ,
                extType       MAP-EXTENSION .&ExtensionType ( {
                  '...'} { @extId } ) OPTIONAL} OPTIONAL,
                pcs-Extensions [1] IMPLICIT SEQUENCE {
                  ... } OPTIONAL,
                  ... } OPTIONAL,
                  ... },
            camelCapabilityHandling [0] IMPLICIT INTEGER ( 1 .. 16 ) OPTIONAL,
            notificationToCSE      [1] IMPLICIT NULL OPTIONAL,
            csiActive              [2] IMPLICIT NULL OPTIONAL} OPTIONAL,
            o-BcsmCamelTDP-CriteriaList [1] IMPLICIT SEQUENCE ( SIZE ( 1 .. 10 ) ) OF
              SEQUENCE {
                o-BcsmTriggerDetectionPoint  ENUMERATED {
                  collectedInfo      ( 2 ),
                  ... ,
                  routeSelectFailure  ( 4 )},
                destinationNumberCriteria [0] IMPLICIT SEQUENCE {
                  matchType           [0] IMPLICIT ENUMERATED {
                    inhibiting      ( 0 ),
                    enabling        ( 1 )},
                  destinationNumberList [1] IMPLICIT SEQUENCE ( SIZE ( 1 .. 10 ) ) OF
                    OCTET STRING ( SIZE ( 1 .. 9 ) ) OPTIONAL,
                  destinationNumberLengthList [2] IMPLICIT SEQUENCE ( SIZE ( 1 .. 3 ) ) OF
                    INTEGER ( 1 .. 15 ) OPTIONAL,
                    ... } OPTIONAL,
                  basicServiceCriteria [1] IMPLICIT SEQUENCE ( SIZE ( 1 .. 5 ) ) OF
                    CHOICE {
                      ext-BearerService [2] IMPLICIT OCTET STRING ( SIZE ( 1 .. 5 ) ),
                      ext-Teleservice  [3] IMPLICIT OCTET STRING ( SIZE ( 1 .. 5 ) )}
                } OPTIONAL,
                callTypeCriteria [2] IMPLICIT ENUMERATED {
                  forwarded      ( 0 ),
                  notForwarded  ( 1 )} OPTIONAL,
                ... ,
                o-CauseValueCriteria [3] IMPLICIT SEQUENCE ( SIZE ( 1 .. 5 ) ) OF
                  OCTET STRING ( SIZE ( 1 ) ) OPTIONAL,
                extensionContainer [4] IMPLICIT SEQUENCE {
                  privateExtensionList [0] IMPLICIT SEQUENCE ( SIZE ( 1 .. 10 ) ) OF
                    SEQUENCE {
                      extId          MAP-EXTENSION .&extensionId ( {
                        '...'} ) ,
                      extType       MAP-EXTENSION .&ExtensionType ( {

```

```

        ... } { @extId } ) OPTIONAL} OPTIONAL,
pcs-Extensions [1] IMPLICIT SEQUENCE {
    ... } OPTIONAL,
    ... } OPTIONAL} OPTIONAL,
d-CSI [2] IMPLICIT SEQUENCE {
dp-AnalysedInfoCriteriaList SEQUENCE ( SIZE ( 1 .. 10 ) ) OF
SEQUENCE {
    dialledNumber OCTET STRING ( SIZE ( 1 .. 9 ) ),
    serviceKey INTEGER ( 0 .. 2147483647 ),
    gsmSCF-Address OCTET STRING ( SIZE ( 1 .. 9 ) ),
    defaultCallHandling ENUMERATED {
        continueCall ( 0 ),
        releaseCall ( 1 ),
        ... },
    extensionContainer SEQUENCE {
        privateExtensionList [0] IMPLICIT SEQUENCE ( SIZE ( 1 .. 10 ) ) OF
        SEQUENCE {
            extId MAP-EXTENSION .&extensionId ( {
                '...' } ),
            extType MAP-EXTENSION .&ExtensionType ( {
                '...' } { @extId } ) OPTIONAL} OPTIONAL,
        pcs-Extensions [1] IMPLICIT SEQUENCE {
            ... } OPTIONAL,
            ... } OPTIONAL,
            ... },
        camelCapabilityHandling INTEGER ( 1 .. 16 ),
        extensionContainer SEQUENCE {
            privateExtensionList [0] IMPLICIT SEQUENCE ( SIZE ( 1 .. 10 ) ) OF
            SEQUENCE {
                extId MAP-EXTENSION .&extensionId ( {
                    '...' } ),
                extType MAP-EXTENSION .&ExtensionType ( {
                    '...' } { @extId } ) OPTIONAL} OPTIONAL,
            pcs-Extensions [1] IMPLICIT SEQUENCE {
                ... } OPTIONAL,
                ... } OPTIONAL,
                ... } OPTIONAL,
                ... },
t-CSI [3] IMPLICIT SEQUENCE {
t-BcsmCamelTDPDataList SEQUENCE ( SIZE ( 1 .. 10 ) ) OF
SEQUENCE {
    t-BcsmTriggerDetectionPoint ENUMERATED {
        termAttemptAuthorized ( 12 ),
        ... '
        tBusy ( 13 ),
        tNoAnswer ( 14 ) },
    serviceKey INTEGER ( 0 .. 2147483647 ),
    gsmSCF-Address [0] IMPLICIT OCTET STRING ( SIZE ( 1 .. 9 ) ),
    defaultCallHandling [1] IMPLICIT ENUMERATED {
        continueCall ( 0 ),
        releaseCall ( 1 ),
        ... },
    extensionContainer [2] IMPLICIT SEQUENCE {
        privateExtensionList [0] IMPLICIT SEQUENCE ( SIZE ( 1 .. 10 ) ) OF
        SEQUENCE {
            extId MAP-EXTENSION .&extensionId ( {
                '...' } ),
            extType MAP-EXTENSION .&ExtensionType ( {
                '...' } { @extId } ) OPTIONAL} OPTIONAL,
        pcs-Extensions [1] IMPLICIT SEQUENCE {
            ... } OPTIONAL,
            ... } OPTIONAL,
            ... },
        extensionContainer SEQUENCE {
            privateExtensionList [0] IMPLICIT SEQUENCE ( SIZE ( 1 .. 10 ) ) OF
            SEQUENCE {
                extId MAP-EXTENSION .&extensionId ( {
                    '...' } ),
                extType MAP-EXTENSION .&ExtensionType ( {
                    '...' } { @extId } ) OPTIONAL} OPTIONAL,
            pcs-Extensions [1] IMPLICIT SEQUENCE {

```



```

... } OPTIONAL,
... } OPTIONAL,
...
camelCapabilityHandling [0] IMPLICIT INTEGER ( 1 .. 16 ) OPTIONAL,
notificationToCSE      [1] IMPLICIT NULL OPTIONAL,
csi-Active              [2] IMPLICIT NULL OPTIONAL} OPTIONAL,
t-BCSM-CAMEL-TDP-CriteriaList [4] IMPLICIT SEQUENCE ( SIZE ( 1 .. 10 ) ) OF
SEQUENCE {
  t-BCSM-TriggerDetectionPoint  ENUMERATED {
    termAttemptAuthorized ( 12 ),
    ... ,
    tBusy ( 13 ),
    tNoAnswer ( 14 )},
  basicServiceCriteria [0] IMPLICIT SEQUENCE ( SIZE ( 1 .. 5 ) ) OF
  CHOICE {
    ext-BearerService [2] IMPLICIT OCTET STRING ( SIZE ( 1 .. 5 ) ),
    ext-Teleservice [3] IMPLICIT OCTET STRING ( SIZE ( 1 .. 5 ) )}
OPTIONAL,
  t-CauseValueCriteria [1] IMPLICIT SEQUENCE ( SIZE ( 1 .. 5 ) ) OF
  OCTET STRING ( SIZE ( 1 ) ) OPTIONAL,
  ... } OPTIONAL,
vt-CSI [5] IMPLICIT SEQUENCE {
  t-BcsmCamelTDPDataList SEQUENCE ( SIZE ( 1 .. 10 ) ) OF
  SEQUENCE {
    t-BcsmTriggerDetectionPoint  ENUMERATED {
      termAttemptAuthorized ( 12 ),
      ... ,
      tBusy ( 13 ),
      tNoAnswer ( 14 )},
    serviceKey INTEGER ( 0 .. 2147483647 ),
    gsmSCF-Address [0] IMPLICIT OCTET STRING ( SIZE ( 1 .. 9 ) ),
    defaultCallHandling [1] IMPLICIT ENUMERATED {
      continueCall ( 0 ),
      releaseCall ( 1 ),
      ... },
    extensionContainer [2] IMPLICIT SEQUENCE {
      privateExtensionList [0] IMPLICIT SEQUENCE ( SIZE ( 1 .. 10 ) ) OF
      SEQUENCE {
        extId MAP-EXTENSION .&extensionId ( {
          '...'} ) ,
        extType MAP-EXTENSION .&ExtensionType ( {
          '...'} { @extId } ) OPTIONAL} OPTIONAL,
      pcs-Extensions [1] IMPLICIT SEQUENCE {
        ... } OPTIONAL,
        ... } OPTIONAL,
        ... },
    extensionContainer SEQUENCE {
      privateExtensionList [0] IMPLICIT SEQUENCE ( SIZE ( 1 .. 10 ) ) OF
      SEQUENCE {
        extId MAP-EXTENSION .&extensionId ( {
          '...'} ) ,
        extType MAP-EXTENSION .&ExtensionType ( {
          '...'} { @extId } ) OPTIONAL} OPTIONAL,
      pcs-Extensions [1] IMPLICIT SEQUENCE {
        ... } OPTIONAL,
        ... } OPTIONAL,
        ... },
    camelCapabilityHandling [0] IMPLICIT INTEGER ( 1 .. 16 ) OPTIONAL,
    notificationToCSE [1] IMPLICIT NULL OPTIONAL,
    csi-Active [2] IMPLICIT NULL OPTIONAL} OPTIONAL,
vt-BCSM-CAMEL-TDP-CriteriaList [6] IMPLICIT SEQUENCE ( SIZE ( 1 .. 10 ) ) OF
SEQUENCE {
  t-BCSM-TriggerDetectionPoint  ENUMERATED {
    termAttemptAuthorized ( 12 ),
    ... ,
    tBusy ( 13 ),
    tNoAnswer ( 14 )},
  basicServiceCriteria [0] IMPLICIT SEQUENCE ( SIZE ( 1 .. 5 ) ) OF
  CHOICE {
    ext-BearerService [2] IMPLICIT OCTET STRING ( SIZE ( 1 .. 5 ) ),
    ext-Teleservice [3] IMPLICIT OCTET STRING ( SIZE ( 1 .. 5 ) )}
OPTIONAL,
  t-CauseValueCriteria [1] IMPLICIT SEQUENCE ( SIZE ( 1 .. 5 ) ) OF
  OCTET STRING ( SIZE ( 1 ) ) OPTIONAL,

```

```

... } OPTIONAL,
tif-CSI [7] IMPLICIT NULL OPTIONAL,
tif-CSI-NotificationToCSE [8] IMPLICIT NULL OPTIONAL,
gprs-CSI [9] IMPLICIT SEQUENCE {
  gprs-CamelTDPDataList [0] IMPLICIT SEQUENCE ( SIZE ( 1 .. 10 ) ) OF
  SEQUENCE {
    gprs-TriggerDetectionPoint [0] IMPLICIT ENUMERATED {
      attach ( 1 ),
      attachChangeOfPosition ( 2 ),
      pdp-ContextEstablishment ( 11 ),
      pdp-ContextEstablishmentAcknowledgement ( 12 ),
      pdp-ContextChangeOfPosition ( 14 ),
      ... },
    serviceKey [1] IMPLICIT INTEGER ( 0 .. 2147483647 ),
    gsmSCF-Address [2] IMPLICIT OCTET STRING ( SIZE ( 1 .. 9 ) ),
    defaultSessionHandling [3] IMPLICIT ENUMERATED {
      continueTransaction ( 0 ),
      releaseTransaction ( 1 ),
      ... },
    extensionContainer [4] IMPLICIT SEQUENCE {
      privateExtensionList [0] IMPLICIT SEQUENCE ( SIZE ( 1 .. 10 ) ) OF
      SEQUENCE {
        extId MAP-EXTENSION .&extensionId ( {
          '...'} ) ,
        extType MAP-EXTENSION .&ExtensionType ( {
          '...'} { @extId } ) OPTIONAL} OPTIONAL,
      pcs-Extensions [1] IMPLICIT SEQUENCE {
        ... } OPTIONAL,
      ... } OPTIONAL,
      ... },
    camelCapabilityHandling [1] IMPLICIT INTEGER ( 1 .. 16 ),
    extensionContainer [2] IMPLICIT SEQUENCE {
      privateExtensionList [0] IMPLICIT SEQUENCE ( SIZE ( 1 .. 10 ) ) OF
      SEQUENCE {
        extId MAP-EXTENSION .&extensionId ( {
          '...'} ) ,
        extType MAP-EXTENSION .&ExtensionType ( {
          '...'} { @extId } ) OPTIONAL} OPTIONAL,
      pcs-Extensions [1] IMPLICIT SEQUENCE {
        ... } OPTIONAL,
      ... } OPTIONAL,
    notificationToCSE [3] IMPLICIT NULL OPTIONAL,
    csiActive [4] IMPLICIT NULL OPTIONAL,
    ... } OPTIONAL,
  sms-CSI [10] IMPLICIT SEQUENCE {
    sms-CAMEL-TDP-DataList [0] IMPLICIT SEQUENCE ( SIZE ( 1 .. 10 ) ) OF
    SEQUENCE {
      sms-TriggerDetectionPoint [0] IMPLICIT ENUMERATED {
        sms-CollectedInfo ( 1 ),
        ... },
      serviceKey [1] IMPLICIT INTEGER ( 0 .. 2147483647 ),
      gsmSCF-Address [2] IMPLICIT OCTET STRING ( SIZE ( 1 .. 9 ) ),
      defaultSMS-Handling [3] IMPLICIT ENUMERATED {
        continueTransaction ( 0 ),
        releaseTransaction ( 1 ),
        ... },
      extensionContainer [4] IMPLICIT SEQUENCE {
        privateExtensionList [0] IMPLICIT SEQUENCE ( SIZE ( 1 .. 10 ) ) OF
        SEQUENCE {
          extId MAP-EXTENSION .&extensionId ( {
            '...'} ) ,
          extType MAP-EXTENSION .&ExtensionType ( {
            '...'} { @extId } ) OPTIONAL} OPTIONAL,
          pcs-Extensions [1] IMPLICIT SEQUENCE {
            ... } OPTIONAL,
          ... } OPTIONAL,
          ... },
        camelCapabilityHandling [1] IMPLICIT INTEGER ( 1 .. 16 ),
        extensionContainer [2] IMPLICIT SEQUENCE {
          privateExtensionList [0] IMPLICIT SEQUENCE ( SIZE ( 1 .. 10 ) ) OF
          SEQUENCE {
            extId MAP-EXTENSION .&extensionId ( {

```

```

        '...} ) ,
        extType      MAP-EXTENSION .&ExtensionType ( {
            '...} { @extId } ) OPTIONAL} OPTIONAL,
        pcs-Extensions [1] IMPLICIT SEQUENCE {
            ... } OPTIONAL,
            ... } OPTIONAL,
        notificationToCSE [3] IMPLICIT NULL OPTIONAL,
        csiActive [4] IMPLICIT NULL OPTIONAL,
        ... } OPTIONAL,
    ss-CSI [11] IMPLICIT SEQUENCE {
        ss-CamelData SEQUENCE {
            ss-EventList SEQUENCE ( SIZE ( 1 .. 10 ) ) OF
                OCTET STRING ( SIZE ( 1 ) ),
            gsmSCF-Address OCTET STRING ( SIZE ( 1 .. 9 ) ),
            extensionContainer [0] IMPLICIT SEQUENCE {
                privateExtensionList [0] IMPLICIT SEQUENCE ( SIZE ( 1 .. 10 ) ) OF
                    SEQUENCE {
                        extId MAP-EXTENSION .&extensionId ( {
                            '...} ) ,
                            extType MAP-EXTENSION .&ExtensionType ( {
                                '...} { @extId } ) OPTIONAL} OPTIONAL,
                                pcs-Extensions [1] IMPLICIT SEQUENCE {
                                    ... } OPTIONAL,
                                    ... } OPTIONAL,
                                ... } OPTIONAL,
                                ... ,
                                notificationToCSE [1] IMPLICIT NULL OPTIONAL,
                                csiActive [2] IMPLICIT NULL OPTIONAL},
                            extensionContainer SEQUENCE {
                                privateExtensionList [0] IMPLICIT SEQUENCE ( SIZE ( 1 .. 10 ) ) OF
                                    SEQUENCE {
                                        extId MAP-EXTENSION .&extensionId ( {
                                            '...} ) ,
                                            extType MAP-EXTENSION .&ExtensionType ( {
                                                '...} { @extId } ) OPTIONAL} OPTIONAL,
                                                pcs-Extensions [1] IMPLICIT SEQUENCE {
                                                    ... } OPTIONAL,
                                                    ... } OPTIONAL,
                                                    ... } OPTIONAL,
                                                    ... } OPTIONAL,
                                                m-CSI [12] IMPLICIT SEQUENCE {
                                                    mobilityTriggers SEQUENCE ( SIZE ( 1 .. 10 ) ) OF
                                                        OCTET STRING ( SIZE ( 1 ) ),
                                                    serviceKey INTEGER ( 0 .. 2147483647 ),
                                                    gsmSCF-Address [0] IMPLICIT OCTET STRING ( SIZE ( 1 .. 9 ) ),
                                                    extensionContainer [1] IMPLICIT SEQUENCE {
                                                        privateExtensionList [0] IMPLICIT SEQUENCE ( SIZE ( 1 .. 10 ) ) OF
                                                            SEQUENCE {
                                                                extId MAP-EXTENSION .&extensionId ( {
                                                                    '...} ) ,
                                                                    extType MAP-EXTENSION .&ExtensionType ( {
                                                                        '...} { @extId } ) OPTIONAL} OPTIONAL,
                                                                        pcs-Extensions [1] IMPLICIT SEQUENCE {
                                                                            ... } OPTIONAL,
                                                                            ... } OPTIONAL,
                                                                            ... } OPTIONAL,
                                                                            notificationToCSE [2] IMPLICIT NULL OPTIONAL,
                                                                            csiActive [3] IMPLICIT NULL OPTIONAL,
                                                                            ... } OPTIONAL,
                                                                            extensionContainer [13] IMPLICIT SEQUENCE {
                                                                                privateExtensionList [0] IMPLICIT SEQUENCE ( SIZE ( 1 .. 10 ) ) OF
                                                                                    SEQUENCE {
                                                                                        extId MAP-EXTENSION .&extensionId ( {
                                                                                            '...} ) ,
                                                                                            extType MAP-EXTENSION .&ExtensionType ( {
                                                                                                '...} { @extId } ) OPTIONAL} OPTIONAL,
                                                                                                pcs-Extensions [1] IMPLICIT SEQUENCE {
                                                                                                    ... } OPTIONAL,
                                                                                                    ... } OPTIONAL,
                                                                                                    ... } OPTIONAL,
                                                                                                    ... } OPTIONAL,
                                                                                                supportedVLR-CAMEL-Phases [5] IMPLICIT BIT STRING {

```

```

    phase1 ( 0 ),
    phase2 ( 1 ),
    phase3 ( 2 )} ( SIZE ( 1 .. 16 ) ) OPTIONAL,
supportedSGSN-CAMEL-Phases [6] IMPLICIT BIT STRING {
    phase1 ( 0 ),
    phase2 ( 1 ),
    phase3 ( 2 )} ( SIZE ( 1 .. 16 ) ) OPTIONAL,
extensionContainer [7] IMPLICIT SEQUENCE {
    privateExtensionList [0] IMPLICIT SEQUENCE ( SIZE ( 1 .. 10 ) ) OF
        SEQUENCE {
            extId MAP-EXTENSION .&extensionId ( {
                '...'} ) ,
            extType MAP-EXTENSION .&ExtensionType ( {
                '...'} { @extId } ) OPTIONAL} OPTIONAL,
    pcs-Extensions [1] IMPLICIT SEQUENCE {
        ... } OPTIONAL,
    ... } OPTIONAL,
    ... }
ERRORS {
-- atsi-NotAllowed -- localValue : 60,
-- dataMissing -- localValue : 35,
-- unexpectedDataValue -- localValue : 36,
-- unknownSubscriber -- localValue : 1,
-- bearerServiceNotProvisioned -- localValue : 10,
-- teleserviceNotProvisioned -- localValue : 11,
-- callBarred -- localValue : 13,
-- illegalSS-Operation -- localValue : 16,
-- ss-NotAvailable -- localValue : 18,
-- informationNotAvailable -- localValue : 62}
 ::= localValue : 62

anyTimeModification OPERATION
ARGUMENT
    anyTimeModificationArg SEQUENCE {
        subscriberIdentity [0] CHOICE {
            imsi [0] IMPLICIT OCTET STRING ( SIZE ( 3 .. 8 ) ),
            msisdn [1] IMPLICIT OCTET STRING ( SIZE ( 1 .. 9 ) )},
        gsmSCF-Address [1] IMPLICIT OCTET STRING ( SIZE ( 1 .. 9 ) ),
        modificationRequestFor-CF-Info [2] IMPLICIT SEQUENCE {
            ss-Code [0] IMPLICIT OCTET STRING ( SIZE ( 1 ) ),
            basicService [1] CHOICE {
                ext-BearerService [2] IMPLICIT OCTET STRING ( SIZE ( 1 .. 5 ) ),
                ext-Teleservice [3] IMPLICIT OCTET STRING ( SIZE ( 1 .. 5 ) )} OPTIONAL,
            ss-Status [2] IMPLICIT OCTET STRING ( SIZE ( 1 .. 5 ) ) OPTIONAL,
            forwardedToNumber [3] IMPLICIT OCTET STRING ( SIZE ( 1 .. 20 ) ) OPTIONAL,
            forwardedToSubaddress [4] IMPLICIT OCTET STRING ( SIZE ( 1 .. 21 ) ) OPTIONAL,
            noReplyConditionTime [5] IMPLICIT INTEGER ( 1 .. 100 ) OPTIONAL,
            modifyNotificationToCSE [6] IMPLICIT ENUMERATED {
                deactivate ( 0 ),
                activate ( 1 )} OPTIONAL,
            extensionContainer [7] IMPLICIT SEQUENCE {
                privateExtensionList [0] IMPLICIT SEQUENCE ( SIZE ( 1 .. 10 ) ) OF
                    SEQUENCE {
                        extId MAP-EXTENSION .&extensionId ( {
                            '...'} ) ,
                        extType MAP-EXTENSION .&ExtensionType ( {
                            '...'} { @extId } ) OPTIONAL} OPTIONAL,
                pcs-Extensions [1] IMPLICIT SEQUENCE {
                    ... } OPTIONAL,
                ... } OPTIONAL,
                ... } OPTIONAL,
            modificationRequestFor-CB-Info [3] IMPLICIT SEQUENCE {
                ss-Code [0] IMPLICIT OCTET STRING ( SIZE ( 1 ) ),
                basicService [1] CHOICE {
                    ext-BearerService [2] IMPLICIT OCTET STRING ( SIZE ( 1 .. 5 ) ),
                    ext-Teleservice [3] IMPLICIT OCTET STRING ( SIZE ( 1 .. 5 ) )} OPTIONAL,
                ss-Status [2] IMPLICIT OCTET STRING ( SIZE ( 1 .. 5 ) ) OPTIONAL,
                password [3] IMPLICIT NumericString ( FROM
                    ("0"|"1"|"2"|"3"|"4"|"5"|"6"|"7"|"8"|"9" ) | SIZE ( 4 ) ) OPTIONAL,
                wrongPasswordAttemptsCounter [4] IMPLICIT INTEGER ( 0 .. 4 ) OPTIONAL,
                modifyNotificationToCSE [5] IMPLICIT ENUMERATED {
                    deactivate ( 0 ),
                    activate ( 1 )} OPTIONAL,
                extensionContainer [6] IMPLICIT SEQUENCE {

```

```

privateExtensionList [0] IMPLICIT SEQUENCE ( SIZE (1 .. 10 ) ) OF
SEQUENCE {
    extId      MAP-EXTENSION .&extensionId ( {
        '
        ... } ) ,
    extType    MAP-EXTENSION .&ExtensionType ( {
        '
        ... } { @extId } ) OPTIONAL} OPTIONAL,
pcs-Extensions [1] IMPLICIT SEQUENCE {
    ... } OPTIONAL,
    ... } OPTIONAL,
    ... } OPTIONAL,
modificationRequestFor-CSI [4] IMPLICIT SEQUENCE {
    requestedCamel-SubscriptionInfo [0] IMPLICIT ENUMERATED {
        o-CSI (0 ),
        t-CSI (1 ),
        vt-CSI (2 ),
        tif-CSI (3 ),
        gprs-CSI (4 ),
        sms-CSI (5 ),
        ss-CSI (6 ),
        m-CSI (7 ),
        d-csi (8 )},
    modifyNotificationToCSE [1] IMPLICIT ENUMERATED {
        deactivate (0 ),
        activate (1 )} OPTIONAL,
    modifyCSI-State [2] IMPLICIT ENUMERATED {
        deactivate (0 ),
        activate (1 )} OPTIONAL,
    extensionContainer [3] IMPLICIT SEQUENCE {
        privateExtensionList [0] IMPLICIT SEQUENCE ( SIZE (1 .. 10 ) ) OF
        SEQUENCE {
            extId      MAP-EXTENSION .&extensionId ( {
                '
                ... } ) ,
            extType    MAP-EXTENSION .&ExtensionType ( {
                '
                ... } { @extId } ) OPTIONAL} OPTIONAL,
        pcs-Extensions [1] IMPLICIT SEQUENCE {
            ... } OPTIONAL,
            ... } OPTIONAL,
            ... } OPTIONAL,
        extensionContainer [5] IMPLICIT SEQUENCE {
            privateExtensionList [0] IMPLICIT SEQUENCE ( SIZE (1 .. 10 ) ) OF
            SEQUENCE {
                extId      MAP-EXTENSION .&extensionId ( {
                    '
                    ... } ) ,
                extType    MAP-EXTENSION .&ExtensionType ( {
                    '
                    ... } { @extId } ) OPTIONAL} OPTIONAL,
            pcs-Extensions [1] IMPLICIT SEQUENCE {
                ... } OPTIONAL,
                ... } OPTIONAL,
                longFTN-Supported [6] IMPLICIT NULL OPTIONAL,
                ... }
    RESULT
    anyTimeModificationRes SEQUENCE {
        ss-InfoFor-CSE [0] CHOICE {
            forwardingInfoFor-CSE [0] IMPLICIT SEQUENCE {
                ss-Code [0] IMPLICIT OCTET STRING ( SIZE (1 ) ),
                forwardingFeatureList [1] IMPLICIT SEQUENCE ( SIZE (1 .. 32 ) ) OF
                SEQUENCE {
                    basicService CHOICE {
                        ext-BearerService [2] IMPLICIT OCTET STRING ( SIZE (1 .. 5 ) ),
                        ext-Teleservice [3] IMPLICIT OCTET STRING ( SIZE (1 .. 5 ) )}
                OPTIONAL,
                ss-Status [4] IMPLICIT OCTET STRING ( SIZE (1 .. 5 ) ),
                forwardedToNumber [5] IMPLICIT OCTET STRING ( SIZE (1 .. 9 ) ) OPTIONAL,
                forwardedToSubaddress [8] IMPLICIT OCTET STRING ( SIZE (1 .. 21 ) )
                OPTIONAL,
                forwardingOptions [6] IMPLICIT OCTET STRING ( SIZE (1 .. 5 ) ) OPTIONAL,
                noReplyConditionTime [7] IMPLICIT INTEGER ( 1 .. 100 ) OPTIONAL,
                extensionContainer [9] IMPLICIT SEQUENCE {
                    privateExtensionList [0] IMPLICIT SEQUENCE ( SIZE (1 .. 10 ) ) OF
                    SEQUENCE {
                        extId      MAP-EXTENSION .&extensionId ( {
                            '

```

```

        ... } ) ,
        extType      MAP-EXTENSION .&ExtensionType ( {
            '... } { @extId } ) OPTIONAL } OPTIONAL,
        pcs-Extensions      [1] IMPLICIT SEQUENCE {
            ... } OPTIONAL,
            ... } OPTIONAL,
            ... ,
            longForwardedToNumber      [10] IMPLICIT OCTET STRING ( SIZE ( 1 .. 15 ) )
OPTIONAL},
notificationToCSE      [2] IMPLICIT NULL,
extensionContainer      [3] IMPLICIT SEQUENCE {
    privateExtensionList      [0] IMPLICIT SEQUENCE ( SIZE ( 1 .. 10 ) ) OF
    SEQUENCE {
        extId      MAP-EXTENSION .&extensionId ( {
            '... } ) ,
            extType      MAP-EXTENSION .&ExtensionType ( {
                '... } { @extId } ) OPTIONAL } OPTIONAL,
            pcs-Extensions      [1] IMPLICIT SEQUENCE {
                ... } OPTIONAL,
                ... } OPTIONAL,
                ... },
        callBarringInfoFor-CSE      [1] IMPLICIT SEQUENCE {
            ss-Code      [0] IMPLICIT OCTET STRING ( SIZE ( 1 ) ),
            callBarringFeatureList      [1] IMPLICIT SEQUENCE ( SIZE ( 1 .. 32 ) ) OF
            SEQUENCE {
                basicService      CHOICE {
                    ext-BearerService      [2] IMPLICIT OCTET STRING ( SIZE ( 1 .. 5 ) ),
                    ext-Teleservice      [3] IMPLICIT OCTET STRING ( SIZE ( 1 .. 5 ) ) }
OPTIONAL,
            ss-Status      [4] IMPLICIT OCTET STRING ( SIZE ( 1 .. 5 ) ),
            extensionContainer      SEQUENCE {
                privateExtensionList      [0] IMPLICIT SEQUENCE ( SIZE ( 1 .. 10 ) ) OF
                SEQUENCE {
                    extId      MAP-EXTENSION .&extensionId ( {
                        '... } ) ,
                        extType      MAP-EXTENSION .&ExtensionType ( {
                            '... } { @extId } ) OPTIONAL } OPTIONAL,
                            pcs-Extensions      [1] IMPLICIT SEQUENCE {
                                ... } OPTIONAL,
                                ... } OPTIONAL,
                                ... },
                    password      [2] IMPLICIT NumericString ( FROM
( "0" | "1" | "2" | "3" | "4" | "5" | "6" | "7" | "8" | "9" ) | SIZE ( 4 ) ),
                    wrongPasswordAttemptsCounter      [3] IMPLICIT INTEGER ( 0 .. 4 ),
                    notificationToCSE      [4] IMPLICIT NULL,
                    extensionContainer      [5] IMPLICIT SEQUENCE {
                        privateExtensionList      [0] IMPLICIT SEQUENCE ( SIZE ( 1 .. 10 ) ) OF
                        SEQUENCE {
                            extId      MAP-EXTENSION .&extensionId ( {
                                '... } ) ,
                                extType      MAP-EXTENSION .&ExtensionType ( {
                                    '... } { @extId } ) OPTIONAL } OPTIONAL,
                                    pcs-Extensions      [1] IMPLICIT SEQUENCE {
                                        ... } OPTIONAL,
                                        ... } OPTIONAL,
                                        ... } } OPTIONAL,
                        camel-SubscriptionInfo      [1] IMPLICIT SEQUENCE {
                            o-CSI      [0] IMPLICIT SEQUENCE {
                                o-BcsmCamelTDPDataList      SEQUENCE ( SIZE ( 1 .. 10 ) ) OF
                                SEQUENCE {
                                    o-BcsmTriggerDetectionPoint      ENUMERATED {
                                        collectedInfo      ( 2 ) ,
                                        ... ,
                                        routeSelectFailure      ( 4 ) } ,
                                    serviceKey      INTEGER ( 0 .. 2147483647 ) ,
                                    gsmSCF-Address      [0] IMPLICIT OCTET STRING ( SIZE ( 1 .. 9 ) ) ,
                                    defaultCallHandling      [1] IMPLICIT ENUMERATED {
                                        continueCall      ( 0 ) ,
                                        releaseCall      ( 1 ) ,
                                        ... } ,
                                    extensionContainer      [2] IMPLICIT SEQUENCE {

```

```

privateExtensionList [0] IMPLICIT SEQUENCE ( SIZE ( 1 .. 10 ) ) OF
  SEQUENCE {
    extId      MAP-EXTENSION .&extensionId ( {
      '...'} ) ,
    extType    MAP-EXTENSION .&ExtensionType ( {
      '...'} { @extId } ) OPTIONAL} OPTIONAL,
  pcs-Extensions [1] IMPLICIT SEQUENCE {
    ... } OPTIONAL,
  ... } OPTIONAL,
  ... },
extensionContainer SEQUENCE {
  privateExtensionList [0] IMPLICIT SEQUENCE ( SIZE ( 1 .. 10 ) ) OF
    SEQUENCE {
      extId      MAP-EXTENSION .&extensionId ( {
        '...'} ) ,
      extType    MAP-EXTENSION .&ExtensionType ( {
        '...'} { @extId } ) OPTIONAL} OPTIONAL,
    pcs-Extensions [1] IMPLICIT SEQUENCE {
      ... } OPTIONAL,
    ... } OPTIONAL,
  ... ,
camelCapabilityHandling [0] IMPLICIT INTEGER ( 1 .. 16 ) OPTIONAL,
notificationToCSE [1] IMPLICIT NULL OPTIONAL,
csiActive [2] IMPLICIT NULL OPTIONAL} OPTIONAL,
o-BcsmCamelTDP-CriteriaList [1] IMPLICIT SEQUENCE ( SIZE ( 1 .. 10 ) ) OF
  SEQUENCE {
    o-BcsmTriggerDetectionPoint ENUMERATED {
      collectedInfo ( 2 ) ,
      ... ,
      routeSelectFailure ( 4 ) } ,
    destinationNumberCriteria [0] IMPLICIT SEQUENCE {
      matchType [0] IMPLICIT ENUMERATED {
        inhibiting ( 0 ) ,
        enabling ( 1 ) } ,
      destinationNumberList [1] IMPLICIT SEQUENCE ( SIZE ( 1 .. 10 ) ) OF
        OCTET STRING ( SIZE ( 1 .. 9 ) ) OPTIONAL,
      destinationNumberLengthList [2] IMPLICIT SEQUENCE ( SIZE ( 1 .. 3 ) ) OF
        INTEGER ( 1 .. 15 ) OPTIONAL,
      ... } OPTIONAL,
    basicServiceCriteria [1] IMPLICIT SEQUENCE ( SIZE ( 1 .. 5 ) ) OF
      CHOICE {
        ext-BearerService [2] IMPLICIT OCTET STRING ( SIZE ( 1 .. 5 ) ) ,
        ext-Teleservice [3] IMPLICIT OCTET STRING ( SIZE ( 1 .. 5 ) ) }
OPTIONAL,
    callTypeCriteria [2] IMPLICIT ENUMERATED {
      forwarded ( 0 ) ,
      notForwarded ( 1 ) } OPTIONAL,
    ... ,
    o-CauseValueCriteria [3] IMPLICIT SEQUENCE ( SIZE ( 1 .. 5 ) ) OF
      OCTET STRING ( SIZE ( 1 ) ) OPTIONAL,
    extensionContainer [4] IMPLICIT SEQUENCE {
      privateExtensionList [0] IMPLICIT SEQUENCE ( SIZE ( 1 .. 10 ) ) OF
        SEQUENCE {
          extId      MAP-EXTENSION .&extensionId ( {
            '...'} ) ,
          extType    MAP-EXTENSION .&ExtensionType ( {
            '...'} { @extId } ) OPTIONAL} OPTIONAL,
        pcs-Extensions [1] IMPLICIT SEQUENCE {
          ... } OPTIONAL,
        ... } OPTIONAL} OPTIONAL,
    d-CSI [2] IMPLICIT SEQUENCE {
      dp-AnalysedInfoCriteriaList SEQUENCE ( SIZE ( 1 .. 10 ) ) OF
        SEQUENCE {
          dialledNumber OCTET STRING ( SIZE ( 1 .. 9 ) ) ,
          serviceKey INTEGER ( 0 .. 2147483647 ) ,
          gsmSCF-Address OCTET STRING ( SIZE ( 1 .. 9 ) ) ,
          defaultCallHandling ENUMERATED {
            continueCall ( 0 ) ,
            releaseCall ( 1 ) ,
            ... } ,
          extensionContainer SEQUENCE {
            privateExtensionList [0] IMPLICIT SEQUENCE ( SIZE ( 1 .. 10 ) ) OF

```

```

SEQUENCE {
    extId      MAP-EXTENSION .&extensionId ( {
        '...' } ) ,
    extType    MAP-EXTENSION .&ExtensionType ( {
        '...' { @extId } ) OPTIONAL} OPTIONAL,
    pcs-Extensions [1] IMPLICIT SEQUENCE {
        ... } OPTIONAL,
    ... } OPTIONAL,
    ... },
camelCapabilityHandling    INTEGER ( 1 .. 16 ),
extensionContainer        SEQUENCE {
    privateExtensionList [0] IMPLICIT SEQUENCE ( SIZE ( 1 .. 10 ) ) OF
        SEQUENCE {
            extId      MAP-EXTENSION .&extensionId ( {
                '...' } ) ,
            extType    MAP-EXTENSION .&ExtensionType ( {
                '...' { @extId } ) OPTIONAL} OPTIONAL,
            pcs-Extensions [1] IMPLICIT SEQUENCE {
                ... } OPTIONAL,
            ... } OPTIONAL,
            ... } OPTIONAL,
            ... },
t-CSI [3] IMPLICIT SEQUENCE {
    t-BcsmCamelTDPDataList SEQUENCE ( SIZE ( 1 .. 10 ) ) OF
        SEQUENCE {
            t-BcsmTriggerDetectionPoint    ENUMERATED {
                termAttemptAuthorized ( 12 ),
                ... ,
                tBusy ( 13 ),
                tNoAnswer ( 14 ) },
            serviceKey    INTEGER ( 0 .. 2147483647 ),
            gsmSCF-Address [0] IMPLICIT OCTET STRING ( SIZE ( 1 .. 9 ) ),
            defaultCallHandling [1] IMPLICIT ENUMERATED {
                continueCall ( 0 ),
                releaseCall ( 1 ),
                ... },
            extensionContainer [2] IMPLICIT SEQUENCE {
                privateExtensionList [0] IMPLICIT SEQUENCE ( SIZE ( 1 .. 10 ) ) OF
                    SEQUENCE {
                        extId      MAP-EXTENSION .&extensionId ( {
                            '...' } ) ,
                        extType    MAP-EXTENSION .&ExtensionType ( {
                            '...' { @extId } ) OPTIONAL} OPTIONAL,
                        pcs-Extensions [1] IMPLICIT SEQUENCE {
                            ... } OPTIONAL,
                            ... } OPTIONAL,
                            ... },
                    extensionContainer SEQUENCE {
                        privateExtensionList [0] IMPLICIT SEQUENCE ( SIZE ( 1 .. 10 ) ) OF
                            SEQUENCE {
                                extId      MAP-EXTENSION .&extensionId ( {
                                    '...' } ) ,
                                extType    MAP-EXTENSION .&ExtensionType ( {
                                    '...' { @extId } ) OPTIONAL} OPTIONAL,
                                pcs-Extensions [1] IMPLICIT SEQUENCE {
                                    ... } OPTIONAL,
                                    ... } OPTIONAL,
                                    ... },
                                camelCapabilityHandling [0] IMPLICIT INTEGER ( 1 .. 16 ) OPTIONAL,
                                notificationToCSE [1] IMPLICIT NULL OPTIONAL,
                                csi-Active [2] IMPLICIT NULL OPTIONAL} OPTIONAL,
                                t-BCSM-CAMEL-TDP-CriteriaList [4] IMPLICIT SEQUENCE ( SIZE ( 1 .. 10 ) ) OF
                                    SEQUENCE {
                                        t-BCSM-TriggerDetectionPoint    ENUMERATED {
                                            termAttemptAuthorized ( 12 ),
                                            ... ,
                                            tBusy ( 13 ),
                                            tNoAnswer ( 14 ) },
                                        basicServiceCriteria [0] IMPLICIT SEQUENCE ( SIZE ( 1 .. 5 ) ) OF
                                            CHOICE {
                                                ext-BearerService [2] IMPLICIT OCTET STRING ( SIZE ( 1 .. 5 ) ),

```



```

OPTIONAL,
    ext-Teleservice          [3] IMPLICIT OCTET STRING ( SIZE ( 1 .. 5 ) )}
vt-CSI
    t-CauseValueCriteria    [1] IMPLICIT SEQUENCE ( SIZE ( 1 .. 5 ) ) OF
        OCTET STRING ( SIZE ( 1 ) ) OPTIONAL,
    ... } OPTIONAL,
    t-BcsmCamelTDPDataList  [5] IMPLICIT SEQUENCE {
        SEQUENCE {
            t-BcsmTriggerDetectionPoint  ENUMERATED {
                termAttemptAuthorized    ( 12 ),
                ... ,
                tBusy                    ( 13 ),
                tNoAnswer                ( 14 )},
            serviceKey                  INTEGER ( 0 .. 2147483647 ),
            gsmSCF-Address              [0] IMPLICIT OCTET STRING ( SIZE ( 1 .. 9 ) ),
            defaultCallHandling        [1] IMPLICIT ENUMERATED {
                continueCall    ( 0 ),
                releaseCall    ( 1 ),
                ... },
            extensionContainer        [2] IMPLICIT SEQUENCE {
                privateExtensionList  [0] IMPLICIT SEQUENCE ( SIZE ( 1 .. 10 ) ) OF
                    SEQUENCE {
                        extId          MAP-EXTENSION .&extensionId ( {
                            '...'} ),
                        extType      MAP-EXTENSION .&ExtensionType ( {
                            '...'} { @extId } ) OPTIONAL} OPTIONAL,
                pcs-Extensions      [1] IMPLICIT SEQUENCE {
                    ... } OPTIONAL,
                ... } OPTIONAL,
            ... },
            extensionContainer        SEQUENCE {
                privateExtensionList  [0] IMPLICIT SEQUENCE ( SIZE ( 1 .. 10 ) ) OF
                    SEQUENCE {
                        extId          MAP-EXTENSION .&extensionId ( {
                            '...'} ),
                        extType      MAP-EXTENSION .&ExtensionType ( {
                            '...'} { @extId } ) OPTIONAL} OPTIONAL,
                pcs-Extensions      [1] IMPLICIT SEQUENCE {
                    ... } OPTIONAL,
                ... } OPTIONAL,
            ... ,
            camelCapabilityHandling  [0] IMPLICIT INTEGER ( 1 .. 16 ) OPTIONAL,
            notificationToCSE       [1] IMPLICIT NULL OPTIONAL,
            csi-Active              [2] IMPLICIT NULL OPTIONAL} OPTIONAL,
vt-BCSM-CAMEL-TDP-CriteriaList  [6] IMPLICIT SEQUENCE ( SIZE ( 1 .. 10 ) ) OF
    SEQUENCE {
        t-BCSM-TriggerDetectionPoint  ENUMERATED {
            termAttemptAuthorized    ( 12 ),
            ... ,
            tBusy                    ( 13 ),
            tNoAnswer                ( 14 )},
        basicServiceCriteria          [0] IMPLICIT SEQUENCE ( SIZE ( 1 .. 5 ) ) OF
            CHOICE {
                ext-BearerService    [2] IMPLICIT OCTET STRING ( SIZE ( 1 .. 5 ) ),
                ext-Teleservice      [3] IMPLICIT OCTET STRING ( SIZE ( 1 .. 5 ) )}
OPTIONAL,
        t-CauseValueCriteria    [1] IMPLICIT SEQUENCE ( SIZE ( 1 .. 5 ) ) OF
            OCTET STRING ( SIZE ( 1 ) ) OPTIONAL,
        ... } OPTIONAL,
tif-CSI                        [7] IMPLICIT NULL OPTIONAL,
tif-CSI-NotificationToCSE     [8] IMPLICIT NULL OPTIONAL,
gprs-CSI                       [9] IMPLICIT SEQUENCE {
    gprs-CamelTDPDataList      [0] IMPLICIT SEQUENCE ( SIZE ( 1 .. 10 ) ) OF
        SEQUENCE {
            gprs-TriggerDetectionPoint  [0] IMPLICIT ENUMERATED {
                attach                ( 1 ),
                attachChangeOfPosition ( 2 ),
                pdp-ContextEstablishment ( 11 ),
                pdp-ContextEstablishmentAcknowledgement ( 12 ),
                pdp-ContextChangeOfPosition ( 14 ),
                ... },
            serviceKey                [1] IMPLICIT INTEGER ( 0 .. 2147483647 ),
            gsmSCF-Address            [2] IMPLICIT OCTET STRING ( SIZE ( 1 .. 9 ) ),
            defaultSessionHandling    [3] IMPLICIT ENUMERATED {

```

```

        continueTransaction    ( 0 ),
        releaseTransaction     ( 1 ),
        ... },
    extensionContainer          [4] IMPLICIT SEQUENCE {
        privateExtensionList    [0] IMPLICIT SEQUENCE ( SIZE ( 1 .. 10 ) ) OF
            SEQUENCE {
                extId            MAP-EXTENSION .&extensionId ( {
                    '
                    ... } ) ,
                extType          MAP-EXTENSION .&ExtensionType ( {
                    '
                    ... } { @extId } ) OPTIONAL} OPTIONAL,
                pcs-Extensions    [1] IMPLICIT SEQUENCE {
                    ... } OPTIONAL,
                ... } OPTIONAL,
            ... },
    camelCapabilityHandling     [1] IMPLICIT INTEGER ( 1 .. 16 ),
    extensionContainer          [2] IMPLICIT SEQUENCE {
        privateExtensionList    [0] IMPLICIT SEQUENCE ( SIZE ( 1 .. 10 ) ) OF
            SEQUENCE {
                extId            MAP-EXTENSION .&extensionId ( {
                    '
                    ... } ) ,
                extType          MAP-EXTENSION .&ExtensionType ( {
                    '
                    ... } { @extId } ) OPTIONAL} OPTIONAL,
                pcs-Extensions    [1] IMPLICIT SEQUENCE {
                    ... } OPTIONAL,
                ... } OPTIONAL,
        notificationToCSE       [3] IMPLICIT NULL OPTIONAL,
        csiActive                [4] IMPLICIT NULL OPTIONAL,
        ... } OPTIONAL,
    sms-CSI                     [10] IMPLICIT SEQUENCE {
        sms-CAMEL-TDP-DataList  [0] IMPLICIT SEQUENCE ( SIZE ( 1 .. 10 ) ) OF
            SEQUENCE {
                sms-TriggerDetectionPoint [0] IMPLICIT ENUMERATED {
                    sms-CollectedInfo ( 1 ),
                    ... },
                serviceKey          [1] IMPLICIT INTEGER ( 0 .. 2147483647 ),
                gsmSCF-Address       [2] IMPLICIT OCTET STRING ( SIZE ( 1 .. 9 ) ),
                defaultSMS-Handling  [3] IMPLICIT ENUMERATED {
                    continueTransaction ( 0 ),
                    releaseTransaction ( 1 ),
                    ... },
                extensionContainer   [4] IMPLICIT SEQUENCE {
                    privateExtensionList [0] IMPLICIT SEQUENCE ( SIZE ( 1 .. 10 ) ) OF
                        SEQUENCE {
                            extId            MAP-EXTENSION .&extensionId ( {
                                '
                                ... } ) ,
                            extType          MAP-EXTENSION .&ExtensionType ( {
                                '
                                ... } { @extId } ) OPTIONAL} OPTIONAL,
                            pcs-Extensions    [1] IMPLICIT SEQUENCE {
                                ... } OPTIONAL,
                            ... } OPTIONAL,
                        ... },
                    camelCapabilityHandling [1] IMPLICIT INTEGER ( 1 .. 16 ),
                    extensionContainer      [2] IMPLICIT SEQUENCE {
                        privateExtensionList [0] IMPLICIT SEQUENCE ( SIZE ( 1 .. 10 ) ) OF
                            SEQUENCE {
                                extId            MAP-EXTENSION .&extensionId ( {
                                    '
                                    ... } ) ,
                                extType          MAP-EXTENSION .&ExtensionType ( {
                                    '
                                    ... } { @extId } ) OPTIONAL} OPTIONAL,
                                pcs-Extensions    [1] IMPLICIT SEQUENCE {
                                    ... } OPTIONAL,
                                ... } OPTIONAL,
                            notificationToCSE       [3] IMPLICIT NULL OPTIONAL,
                            csiActive                [4] IMPLICIT NULL OPTIONAL,
                            ... } OPTIONAL,
                    ss-CSI                     [11] IMPLICIT SEQUENCE {
                        ss-CamelData          SEQUENCE {
                            ss-EventList      SEQUENCE ( SIZE ( 1 .. 10 ) ) OF
                                OCTET STRING ( SIZE ( 1 ) ),
                            gsmSCF-Address    OCTET STRING ( SIZE ( 1 .. 9 ) ),

```

```

extensionContainer [0] IMPLICIT SEQUENCE {
  privateExtensionList [0] IMPLICIT SEQUENCE ( SIZE ( 1 .. 10 ) ) OF
    SEQUENCE {
      extId      MAP-EXTENSION .&extensionId ( {
        '...'} ) ,
      extType    MAP-EXTENSION .&ExtensionType ( {
        '...'} { @extId } ) OPTIONAL} OPTIONAL,
  pcs-Extensions [1] IMPLICIT SEQUENCE {
    ... } OPTIONAL,
  ... } OPTIONAL,
  ...
  notificationToCSE [1] IMPLICIT NULL OPTIONAL,
  csiActive          [2] IMPLICIT NULL OPTIONAL},
extensionContainer SEQUENCE {
  privateExtensionList [0] IMPLICIT SEQUENCE ( SIZE ( 1 .. 10 ) ) OF
    SEQUENCE {
      extId      MAP-EXTENSION .&extensionId ( {
        '...'} ) ,
      extType    MAP-EXTENSION .&ExtensionType ( {
        '...'} { @extId } ) OPTIONAL} OPTIONAL,
  pcs-Extensions [1] IMPLICIT SEQUENCE {
    ... } OPTIONAL,
  ... } OPTIONAL,
  ... } OPTIONAL,
m-CSI [12] IMPLICIT SEQUENCE {
  mobilityTriggers SEQUENCE ( SIZE ( 1 .. 10 ) ) OF
    OCTET STRING ( SIZE ( 1 ) ),
  serviceKey       INTEGER ( 0 .. 2147483647 ),
  gsmSCF-Address  [0] IMPLICIT OCTET STRING ( SIZE ( 1 .. 9 ) ),
  extensionContainer [1] IMPLICIT SEQUENCE {
    privateExtensionList [0] IMPLICIT SEQUENCE ( SIZE ( 1 .. 10 ) ) OF
      SEQUENCE {
        extId      MAP-EXTENSION .&extensionId ( {
          '...'} ) ,
        extType    MAP-EXTENSION .&ExtensionType ( {
          '...'} { @extId } ) OPTIONAL} OPTIONAL,
      pcs-Extensions [1] IMPLICIT SEQUENCE {
        ... } OPTIONAL,
        ... } OPTIONAL,
      notificationToCSE [2] IMPLICIT NULL OPTIONAL,
      csiActive          [3] IMPLICIT NULL OPTIONAL,
      ... } OPTIONAL,
    extensionContainer [13] IMPLICIT SEQUENCE {
      privateExtensionList [0] IMPLICIT SEQUENCE ( SIZE ( 1 .. 10 ) ) OF
        SEQUENCE {
          extId      MAP-EXTENSION .&extensionId ( {
            '...'} ) ,
          extType    MAP-EXTENSION .&ExtensionType ( {
            '...'} { @extId } ) OPTIONAL} OPTIONAL,
          pcs-Extensions [1] IMPLICIT SEQUENCE {
            ... } OPTIONAL,
            ... } OPTIONAL,
            ... } OPTIONAL,
          extensionContainer [2] IMPLICIT SEQUENCE {
            privateExtensionList [0] IMPLICIT SEQUENCE ( SIZE ( 1 .. 10 ) ) OF
              SEQUENCE {
                extId      MAP-EXTENSION .&extensionId ( {
                  '...'} ) ,
                extType    MAP-EXTENSION .&ExtensionType ( {
                  '...'} { @extId } ) OPTIONAL} OPTIONAL,
                pcs-Extensions [1] IMPLICIT SEQUENCE {
                  ... } OPTIONAL,
                  ... } OPTIONAL,
                  ... } OPTIONAL,
                ... }
            }
          }
        }
      }
    }
  }
}
ERRORS {
  -- atm-NotAllowed -- localValue : 61,
  -- dataMissing -- localValue : 35,
  -- unexpectedDataValue -- localValue : 36,
}

```

```

-- unknownSubscriber -- localValue : 1,
-- bearerServiceNotProvisioned -- localValue : 10,
-- teleserviceNotProvisioned -- localValue : 11,
-- callBarred -- localValue : 13,
-- illegalSS-Operation -- localValue : 16,
-- ss-SubscriptionViolation -- localValue : 19,
-- ss-ErrorStatus -- localValue : 17,
-- ss-Incompatibility -- localValue : 20,
-- informationNotAvailable -- localValue : 62}
 ::= localValue : 65

noteSubscriberDataModified OPERATION
ARGUMENT
  noteSubscriberDataModifiedArg SEQUENCE {
    imsi          OCTET STRING ( SIZE (3 .. 8 ) ),
    msisdn        OCTET STRING ( SIZE (1 .. 9 ) ),
    typeOfModification  ENUMERATED {
      callForwardingSS-Data      (0 ),
      callBarringSS-Data         (1 ),
      operatorDeterminedBarringData (2 ),
      camelSubscriptionInformation (3 ),
      ... },
    extensionContainer SEQUENCE {
      privateExtensionList [0] IMPLICIT SEQUENCE ( SIZE (1 .. 10 ) ) OF
        SEQUENCE {
          extId      MAP-EXTENSION .&extensionId ( {
            '... } ) ,
          extType    MAP-EXTENSION .&ExtensionType ( {
            '... } { @extId } ) OPTIONAL} OPTIONAL,
          pcs-Extensions [1] IMPLICIT SEQUENCE {
            ... } OPTIONAL,
            ... } OPTIONAL,
            ... }
    ... }
RESULT
  noteSubscriberDataModifiedRes SEQUENCE {
    extensionContainer SEQUENCE {
      privateExtensionList [0] IMPLICIT SEQUENCE ( SIZE (1 .. 10 ) ) OF
        SEQUENCE {
          extId      MAP-EXTENSION .&extensionId ( {
            '... } ) ,
          extType    MAP-EXTENSION .&ExtensionType ( {
            '... } { @extId } ) OPTIONAL} OPTIONAL,
          pcs-Extensions [1] IMPLICIT SEQUENCE {
            ... } OPTIONAL,
            ... } OPTIONAL,
            ... }
    ... }
ERRORS {
  -- unexpectedDataValue -- localValue : 36,
  -- unknownSubscriber -- localValue : 1}
 ::= localValue : 5

ss-InvocationNotification OPERATION
ARGUMENT
  ss-InvocationNotificationArg SEQUENCE {
    imsi          [0] IMPLICIT OCTET STRING ( SIZE (3 .. 8 ) ),
    msisdn        [1] IMPLICIT OCTET STRING ( SIZE (1 .. 9 ) ),
    ss-Event       [2] IMPLICIT OCTET STRING ( SIZE (1 ) ),
    ss-EventSpecification [3] IMPLICIT SEQUENCE ( SIZE (1 .. 2 ) ) OF
      OCTET STRING ( SIZE (1 .. 20 ) ) OPTIONAL,
    extensionContainer [4] IMPLICIT SEQUENCE {
      privateExtensionList [0] IMPLICIT SEQUENCE ( SIZE (1 .. 10 ) ) OF
        SEQUENCE {
          extId      MAP-EXTENSION .&extensionId ( {
            '... } ) ,
          extType    MAP-EXTENSION .&ExtensionType ( {
            '... } { @extId } ) OPTIONAL} OPTIONAL,
          pcs-Extensions [1] IMPLICIT SEQUENCE {
            ... } OPTIONAL,
            ... } OPTIONAL,
            ... }
    ... ,
    b-subscriberNumber [5] IMPLICIT OCTET STRING ( SIZE (1 .. 9 ) ) OPTIONAL,
    ccbs-RequestState [6] IMPLICIT ENUMERATED {

```

```

        request      ( 0 ),
        recall       ( 1 ),
        active       ( 2 ),
        completed    ( 3 ),
        suspended    ( 4 ),
        frozen       ( 5 ),
        deleted      ( 6 )} OPTIONAL}
RESULT
  ss-InvocationNotificationRes SEQUENCE {
    extensionContainer SEQUENCE {
      privateExtensionList [0] IMPLICIT SEQUENCE ( SIZE ( 1 .. 10 ) ) OF
        SEQUENCE {
          extId      MAP-EXTENSION .&extensionId ( {
            '
            ... } ) ,
          extType    MAP-EXTENSION .&ExtensionType ( {
            '
            ... } { @extId } ) OPTIONAL} OPTIONAL,
          pcs-Extensions [1] IMPLICIT SEQUENCE {
            ... } OPTIONAL,
            ... } OPTIONAL,
            ... }
ERRORS {
  -- dataMissing -- localValue : 35,
  -- unexpectedDataValue -- localValue : 36,
  -- unknownSubscriber -- localValue : 1}
 ::= localValue : 72

prepareGroupCall OPERATION
  ARGUMENT
    prepareGroupCallArg SEQUENCE {
      teleservice      OCTET STRING ( SIZE ( 1 .. 5 ) ),
      asciiCallReference OCTET STRING ( SIZE ( 1 .. 8 ) ),
      codec-Info       OCTET STRING ( SIZE ( 5 .. 10 ) ),
      cipheringAlgorithm OCTET STRING ( SIZE ( 1 ) ),
      groupKeyNumber   [0] IMPLICIT INTEGER ( 0 .. 15 ) OPTIONAL,
      groupKey         [1] IMPLICIT OCTET STRING ( SIZE ( 8 ) ) OPTIONAL,
      priority         [2] IMPLICIT INTEGER ( 0 .. 15 ) OPTIONAL,
      uplinkFree       [3] IMPLICIT NULL OPTIONAL,
      extensionContainer [4] IMPLICIT SEQUENCE {
        privateExtensionList [0] IMPLICIT SEQUENCE ( SIZE ( 1 .. 10 ) ) OF
          SEQUENCE {
            extId      MAP-EXTENSION .&extensionId ( {
              '
              ... } ) ,
            extType    MAP-EXTENSION .&ExtensionType ( {
              '
              ... } { @extId } ) OPTIONAL} OPTIONAL,
            pcs-Extensions [1] IMPLICIT SEQUENCE {
              ... } OPTIONAL,
              ... } OPTIONAL,
              ... }
        ... }
      RESULT
        prepareGroupCallRes SEQUENCE {
          groupCallNumber OCTET STRING ( SIZE ( 1 .. 9 ) ),
          extensionContainer SEQUENCE {
            privateExtensionList [0] IMPLICIT SEQUENCE ( SIZE ( 1 .. 10 ) ) OF
              SEQUENCE {
                extId      MAP-EXTENSION .&extensionId ( {
                  '
                  ... } ) ,
                extType    MAP-EXTENSION .&ExtensionType ( {
                  '
                  ... } { @extId } ) OPTIONAL} OPTIONAL,
                pcs-Extensions [1] IMPLICIT SEQUENCE {
                  ... } OPTIONAL,
                  ... } OPTIONAL,
                  ... }
            ... }
          ERRORS {
            -- systemFailure -- localValue : 34,
            -- noGroupCallNumberAvailable -- localValue : 50,
            -- unexpectedDataValue -- localValue : 36}
          ::= localValue : 39

sendGroupCallEndSignal OPERATION
  ARGUMENT
    sendGroupCallEndSignalArg SEQUENCE {
      imsi      OCTET STRING ( SIZE ( 3 .. 8 ) ) OPTIONAL,

```

```

extensionContainer SEQUENCE {
  privateExtensionList [0] IMPLICIT SEQUENCE ( SIZE (1 .. 10 ) ) OF
    SEQUENCE {
      extId MAP-EXTENSION .&extensionId ( {
        '...'} ) ,
      extType MAP-EXTENSION .&ExtensionType ( {
        '...'} { @extId } ) OPTIONAL} OPTIONAL,
  pcs-Extensions [1] IMPLICIT SEQUENCE {
    ... } OPTIONAL,
  ... } OPTIONAL,
  ... }
RESULT
sendGroupCallEndSignalRes SEQUENCE {
  extensionContainer SEQUENCE {
    privateExtensionList [0] IMPLICIT SEQUENCE ( SIZE (1 .. 10 ) ) OF
      SEQUENCE {
        extId MAP-EXTENSION .&extensionId ( {
          '...'} ) ,
        extType MAP-EXTENSION .&ExtensionType ( {
          '...'} { @extId } ) OPTIONAL} OPTIONAL,
      pcs-Extensions [1] IMPLICIT SEQUENCE {
        ... } OPTIONAL,
      ... } OPTIONAL,
      ... }
 ::= localValue : 40

processGroupCallSignalling OPERATION
ARGUMENT
processGroupCallSignallingArg SEQUENCE {
  uplinkRequest [0] IMPLICIT NULL OPTIONAL,
  uplinkReleaseIndication [1] IMPLICIT NULL OPTIONAL,
  releaseGroupCall [2] IMPLICIT NULL OPTIONAL,
  extensionContainer SEQUENCE {
    privateExtensionList [0] IMPLICIT SEQUENCE ( SIZE (1 .. 10 ) ) OF
      SEQUENCE {
        extId MAP-EXTENSION .&extensionId ( {
          '...'} ) ,
        extType MAP-EXTENSION .&ExtensionType ( {
          '...'} { @extId } ) OPTIONAL} OPTIONAL,
      pcs-Extensions [1] IMPLICIT SEQUENCE {
        ... } OPTIONAL,
      ... } OPTIONAL,
      ... }
 ::= localValue : 41

forwardGroupCallSignalling OPERATION
ARGUMENT
forwardGroupCallSignallingArg SEQUENCE {
  imsi OCTET STRING ( SIZE (3 .. 8 ) ) OPTIONAL,
  uplinkRequestAck [0] IMPLICIT NULL OPTIONAL,
  uplinkReleaseIndication [1] IMPLICIT NULL OPTIONAL,
  uplinkRejectCommand [2] IMPLICIT NULL OPTIONAL,
  uplinkSeizedCommand [3] IMPLICIT NULL OPTIONAL,
  uplinkReleaseCommand [4] IMPLICIT NULL OPTIONAL,
  extensionContainer SEQUENCE {
    privateExtensionList [0] IMPLICIT SEQUENCE ( SIZE (1 .. 10 ) ) OF
      SEQUENCE {
        extId MAP-EXTENSION .&extensionId ( {
          '...'} ) ,
        extType MAP-EXTENSION .&ExtensionType ( {
          '...'} { @extId } ) OPTIONAL} OPTIONAL,
      pcs-Extensions [1] IMPLICIT SEQUENCE {
        ... } OPTIONAL,
      ... } OPTIONAL,
      ... }
 ::= localValue : 42

updateGprsLocation OPERATION
ARGUMENT
updateGprsLocationArg SEQUENCE {

```

```

imsi                OCTET STRING ( SIZE ( 3 .. 8 ) ),
sgsn-Number         OCTET STRING ( SIZE ( 1 .. 9 ) ),
sgsn-Address        OCTET STRING ( SIZE ( 5 .. 17 ) ),
extensionContainer  SEQUENCE {
  privateExtensionList  [0] IMPLICIT SEQUENCE ( SIZE ( 1 .. 10 ) ) OF
    SEQUENCE {
      extId             MAP-EXTENSION .&extensionId ( {
        '
        ... } ) ,
      extType           MAP-EXTENSION .&ExtensionType ( {
        '
        ... } { @extId } ) OPTIONAL} OPTIONAL,
  pcs-Extensions      [1] IMPLICIT SEQUENCE {
    ... } OPTIONAL,
  ... } OPTIONAL,
  ... ,
sgsn-Capability     [0] IMPLICIT SEQUENCE {
  solsaSupportIndicator  NULL OPTIONAL,
  extensionContainer     [1] IMPLICIT SEQUENCE {
    privateExtensionList  [0] IMPLICIT SEQUENCE ( SIZE ( 1 .. 10 ) ) OF
      SEQUENCE {
        extId             MAP-EXTENSION .&extensionId ( {
          '
          ... } ) ,
        extType           MAP-EXTENSION .&ExtensionType ( {
          '
          ... } { @extId } ) OPTIONAL} OPTIONAL,
    pcs-Extensions      [1] IMPLICIT SEQUENCE {
      ... } OPTIONAL,
    ... } OPTIONAL,
    ... ,
    superChargerSupportedInServingNetworkEntity  [2] CHOICE {
      sendSubscriberData  [0] IMPLICIT NULL,
      subscriberDataStored  [1] IMPLICIT OCTET STRING ( SIZE ( 1 .. 6 ) )} OPTIONAL,
    gprsEnhancementsSupportIndicator  [3] IMPLICIT NULL OPTIONAL,
    supportedCamelPhases  [4] IMPLICIT BIT STRING {
      phase1 ( 0 ) ,
      phase2 ( 1 ) ,
      phase3 ( 2 ) } ( SIZE ( 1 .. 16 ) ) OPTIONAL} OPTIONAL}

```

RESULT

```

updateGprsLocationRes SEQUENCE {
  hlr-Number          OCTET STRING ( SIZE ( 1 .. 9 ) ),
  extensionContainer  SEQUENCE {
    privateExtensionList  [0] IMPLICIT SEQUENCE ( SIZE ( 1 .. 10 ) ) OF
      SEQUENCE {
        extId             MAP-EXTENSION .&extensionId ( {
          '
          ... } ) ,
        extType           MAP-EXTENSION .&ExtensionType ( {
          '
          ... } { @extId } ) OPTIONAL} OPTIONAL,
    pcs-Extensions      [1] IMPLICIT SEQUENCE {
      ... } OPTIONAL,
    ... } OPTIONAL,
    ... }

```

ERRORS {

```

-- systemFailure -- localValue : 34,
-- unexpectedDataValue -- localValue : 36,
-- unknownSubscriber -- localValue : 1,
-- roamingNotAllowed -- localValue : 8}

```

```
 ::= localValue : 23
```

sendRoutingInfoForGprs OPERATION

ARGUMENT

```

sendRoutingInfoForGprsArg SEQUENCE {
  imsi                [0] IMPLICIT OCTET STRING ( SIZE ( 3 .. 8 ) ),
  ggsn-Address        [1] IMPLICIT OCTET STRING ( SIZE ( 5 .. 17 ) ) OPTIONAL,
  ggsn-Number         [2] IMPLICIT OCTET STRING ( SIZE ( 1 .. 9 ) ),
  extensionContainer  [3] IMPLICIT SEQUENCE {
    privateExtensionList  [0] IMPLICIT SEQUENCE ( SIZE ( 1 .. 10 ) ) OF
      SEQUENCE {
        extId             MAP-EXTENSION .&extensionId ( {
          '
          ... } ) ,
        extType           MAP-EXTENSION .&ExtensionType ( {
          '
          ... } { @extId } ) OPTIONAL} OPTIONAL,
    pcs-Extensions      [1] IMPLICIT SEQUENCE {

```

```

        ... } OPTIONAL,
        ... } OPTIONAL,
        ... }
RESULT
sendRoutingInfoForGprsRes SEQUENCE {
sgsn-Address          [0] IMPLICIT OCTET STRING ( SIZE ( 5 .. 17 ) ),
ggsn-Address          [1] IMPLICIT OCTET STRING ( SIZE ( 5 .. 17 ) ) OPTIONAL,
mobileNotReachableReason [2] IMPLICIT INTEGER ( 0 .. 255 ) OPTIONAL,
extensionContainer    [3] IMPLICIT SEQUENCE {
privateExtensionList [0] IMPLICIT SEQUENCE ( SIZE ( 1 .. 10 ) ) OF
SEQUENCE {
extId      MAP-EXTENSION .&extensionId ( {
'
...} ) ,
extType    MAP-EXTENSION .&ExtensionType ( {
'
...} { @extId } ) OPTIONAL} OPTIONAL,
pcs-Extensions [1] IMPLICIT SEQUENCE {
... } OPTIONAL,
... } OPTIONAL,
... }
ERRORS {
-- absentSubscriber -- localValue : 27,
-- systemFailure -- localValue : 34,
-- dataMissing -- localValue : 35,
-- unexpectedDataValue -- localValue : 36,
-- unknownSubscriber -- localValue : 1}
::= localValue : 24

failureReport OPERATION
ARGUMENT
failureReportArg SEQUENCE {
imsi [0] IMPLICIT OCTET STRING ( SIZE ( 3 .. 8 ) ),
ggsn-Number [1] IMPLICIT OCTET STRING ( SIZE ( 1 .. 9 ) ),
ggsn-Address [2] IMPLICIT OCTET STRING ( SIZE ( 5 .. 17 ) ) OPTIONAL,
extensionContainer [3] IMPLICIT SEQUENCE {
privateExtensionList [0] IMPLICIT SEQUENCE ( SIZE ( 1 .. 10 ) ) OF
SEQUENCE {
extId      MAP-EXTENSION .&extensionId ( {
'
...} ) ,
extType    MAP-EXTENSION .&ExtensionType ( {
'
...} { @extId } ) OPTIONAL} OPTIONAL,
pcs-Extensions [1] IMPLICIT SEQUENCE {
... } OPTIONAL,
... } OPTIONAL,
... }
RESULT
failureReportRes SEQUENCE {
ggsn-Address [0] IMPLICIT OCTET STRING ( SIZE ( 5 .. 17 ) ) OPTIONAL,
extensionContainer [1] IMPLICIT SEQUENCE {
privateExtensionList [0] IMPLICIT SEQUENCE ( SIZE ( 1 .. 10 ) ) OF
SEQUENCE {
extId      MAP-EXTENSION .&extensionId ( {
'
...} ) ,
extType    MAP-EXTENSION .&ExtensionType ( {
'
...} { @extId } ) OPTIONAL} OPTIONAL,
pcs-Extensions [1] IMPLICIT SEQUENCE {
... } OPTIONAL,
... } OPTIONAL,
... }
ERRORS {
-- systemFailure -- localValue : 34,
-- dataMissing -- localValue : 35,
-- unexpectedDataValue -- localValue : 36,
-- unknownSubscriber -- localValue : 1}
::= localValue : 25

noteMsPresentForGprs OPERATION
ARGUMENT
noteMsPresentForGprsArg SEQUENCE {
imsi [0] IMPLICIT OCTET STRING ( SIZE ( 3 .. 8 ) ),
sgsn-Address [1] IMPLICIT OCTET STRING ( SIZE ( 5 .. 17 ) ),
ggsn-Address [2] IMPLICIT OCTET STRING ( SIZE ( 5 .. 17 ) ) OPTIONAL,
extensionContainer [3] IMPLICIT SEQUENCE {

```



```

privateExtensionList [0] IMPLICIT SEQUENCE ( SIZE ( 1 .. 10 ) ) OF
  SEQUENCE {
    extId      MAP-EXTENSION .&extensionId ( {
      '...'} ) ,
    extType    MAP-EXTENSION .&ExtensionType ( {
      '...'} { @extId } ) OPTIONAL} OPTIONAL,
  pcs-Extensions [1] IMPLICIT SEQUENCE {
    ... } OPTIONAL,
  ... } OPTIONAL,
  ... }
RESULT
noteMsPresentForGprsRes SEQUENCE {
  extensionContainer [0] IMPLICIT SEQUENCE {
    privateExtensionList [0] IMPLICIT SEQUENCE ( SIZE ( 1 .. 10 ) ) OF
      SEQUENCE {
        extId      MAP-EXTENSION .&extensionId ( {
          '...'} ) ,
        extType    MAP-EXTENSION .&ExtensionType ( {
          '...'} { @extId } ) OPTIONAL} OPTIONAL,
        pcs-Extensions [1] IMPLICIT SEQUENCE {
          ... } OPTIONAL,
          ... } OPTIONAL,
          ... }
ERRORS {
  -- systemFailure -- localValue : 34,
  -- dataMissing -- localValue : 35,
  -- unexpectedDataValue -- localValue : 36,
  -- unknownSubscriber -- localValue : 1}
 ::= localValue : 26

provideSubscriberLocation OPERATION
ARGUMENT
provideSubscriberLocation-Arg SEQUENCE {
  locationType SEQUENCE {
    locationEstimateType [0] IMPLICIT ENUMERATED {
      currentLocation ( 0 ),
      currentOrLastKnownLocation ( 1 ),
      initialLocation ( 2 ),
      ... },
    ... },
  mlc-Number OCTET STRING ( SIZE ( 1 .. 9 ) ),
  lcs-ClientID [0] IMPLICIT SEQUENCE {
    lcsClientType [0] IMPLICIT ENUMERATED {
      emergencyServices ( 0 ),
      valueAddedServices ( 1 ),
      plmnOperatorServices ( 2 ),
      lawfulInterceptServices ( 3 ),
      ... },
    lcsClientExternalID [1] IMPLICIT SEQUENCE {
      externalAddress [0] IMPLICIT OCTET STRING ( SIZE ( 1 .. 20 ) ) OPTIONAL,
      extensionContainer [1] IMPLICIT SEQUENCE {
        privateExtensionList [0] IMPLICIT SEQUENCE ( SIZE ( 1 .. 10 ) ) OF
          SEQUENCE {
            extId      MAP-EXTENSION .&extensionId ( {
              '...'} ) ,
            extType    MAP-EXTENSION .&ExtensionType ( {
              '...'} { @extId } ) OPTIONAL} OPTIONAL,
            pcs-Extensions [1] IMPLICIT SEQUENCE {
              ... } OPTIONAL,
              ... } OPTIONAL,
              ... } OPTIONAL,
            lcsClientDialedByMS [2] IMPLICIT OCTET STRING ( SIZE ( 1 .. 20 ) ) OPTIONAL,
            lcsClientInternalID [3] IMPLICIT ENUMERATED {
              broadcastService ( 0 ),
              o-andM-HPLMN ( 1 ),
              o-andM-VPLMN ( 2 ),
              anonymousLocation ( 3 ),
              targetMSSubscribedService ( 4 ),
              ... } OPTIONAL,
            lcsClientName [4] IMPLICIT SEQUENCE {
              dataCodingScheme [0] IMPLICIT OCTET STRING ( SIZE ( 1 ) ),
              nameString [2] IMPLICIT OCTET STRING ( SIZE ( 1 .. 63 ) ),

```

```

    ... } OPTIONAL,
    ... } OPTIONAL,
privacyOverride      [1] IMPLICIT NULL OPTIONAL,
imsi                 [2] IMPLICIT OCTET STRING ( SIZE ( 3 .. 8 ) ) OPTIONAL,
msisdn               [3] IMPLICIT OCTET STRING ( SIZE ( 1 .. 9 ) ) OPTIONAL,
lmsi                 [4] IMPLICIT OCTET STRING ( SIZE ( 4 ) ) OPTIONAL,
imei                 [5] IMPLICIT OCTET STRING ( SIZE ( 8 ) ) OPTIONAL,
lcs-Priority         [6] IMPLICIT OCTET STRING ( SIZE ( 1 ) ) OPTIONAL,
lcs-QoS              [7] IMPLICIT SEQUENCE {
    horizontal-accuracy [0] IMPLICIT OCTET STRING ( SIZE ( 1 ) ) OPTIONAL,
    verticalCoordinateRequest [1] IMPLICIT NULL OPTIONAL,
    vertical-accuracy [2] IMPLICIT OCTET STRING ( SIZE ( 1 ) ) OPTIONAL,
    responseTime [3] IMPLICIT SEQUENCE {
        responseTimeCategory ENUMERATED {
            lowdelay ( 0 ),
            delaytolerant ( 1 ),
            ... },
        ... } OPTIONAL,
    extensionContainer [4] IMPLICIT SEQUENCE {
        privateExtensionList [0] IMPLICIT SEQUENCE ( SIZE ( 1 .. 10 ) ) OF
        SEQUENCE {
            extId MAP-EXTENSION .&extensionId ( {
                '
                ... } ) ,
            extType MAP-EXTENSION .&ExtensionType ( {
                '
                ... } { @extId } ) OPTIONAL} OPTIONAL,
        pcs-Extensions [1] IMPLICIT SEQUENCE {
            ... } OPTIONAL,
            ... } OPTIONAL,
            ... } OPTIONAL,
    extensionContainer [8] IMPLICIT SEQUENCE {
        privateExtensionList [0] IMPLICIT SEQUENCE ( SIZE ( 1 .. 10 ) ) OF
        SEQUENCE {
            extId MAP-EXTENSION .&extensionId ( {
                '
                ... } ) ,
            extType MAP-EXTENSION .&ExtensionType ( {
                '
                ... } { @extId } ) OPTIONAL} OPTIONAL,
        pcs-Extensions [1] IMPLICIT SEQUENCE {
            ... } OPTIONAL,
            ... } OPTIONAL,
            ... } OPTIONAL,
        ... }
RESULT
provideSubscriberLocation-Res SEQUENCE {
    locationEstimate OCTET STRING ( SIZE ( 1 .. 20 ) ),
    ageOfLocationEstimate [0] IMPLICIT INTEGER ( 0 .. 32767 ) OPTIONAL,
    extensionContainer [1] IMPLICIT SEQUENCE {
        privateExtensionList [0] IMPLICIT SEQUENCE ( SIZE ( 1 .. 10 ) ) OF
        SEQUENCE {
            extId MAP-EXTENSION .&extensionId ( {
                '
                ... } ) ,
            extType MAP-EXTENSION .&ExtensionType ( {
                '
                ... } { @extId } ) OPTIONAL} OPTIONAL,
        pcs-Extensions [1] IMPLICIT SEQUENCE {
            ... } OPTIONAL,
            ... } OPTIONAL,
            ... } OPTIONAL,
        ... }
ERRORS {
    -- systemFailure -- localValue : 34,
    -- dataMissing -- localValue : 35,
    -- unexpectedDataValue -- localValue : 36,
    -- facilityNotSupported -- localValue : 21,
    -- unidentifiedSubscriber -- localValue : 5,
    -- illegalSubscriber -- localValue : 9,
    -- illegalEquipment -- localValue : 12,
    -- absentSubscriber -- localValue : 27,
    -- unauthorizedRequestingNetwork -- localValue : 52,
    -- unauthorizedLCSClient -- localValue : 53,
    -- positionMethodFailure -- localValue : 54}
 ::= localValue : 83

sendRoutingInfoForLCS OPERATION
ARGUMENT
routingInfoForLCS-Arg SEQUENCE {

```

```

mlcNumber          [0] IMPLICIT OCTET STRING ( SIZE ( 1 .. 9 ) ),
targetMS           [1] CHOICE {
  imsi             [0] IMPLICIT OCTET STRING ( SIZE ( 3 .. 8 ) ),
  msisdn          [1] IMPLICIT OCTET STRING ( SIZE ( 1 .. 9 ) )},
extensionContainer [2] IMPLICIT SEQUENCE {
  privateExtensionList [0] IMPLICIT SEQUENCE ( SIZE ( 1 .. 10 ) ) OF
    SEQUENCE {
      extId          MAP-EXTENSION .&extensionId ( {
        '...'} ) ,
      extType        MAP-EXTENSION .&ExtensionType ( {
        '...'} { @extId } ) OPTIONAL} OPTIONAL,
  pcs-Extensions    [1] IMPLICIT SEQUENCE {
    ... } OPTIONAL,
    ... } OPTIONAL,
  ... }

```

RESULT

```

routingInfoForLCS-Res SEQUENCE {
  targetMS           [0] CHOICE {
    imsi             [0] IMPLICIT OCTET STRING ( SIZE ( 3 .. 8 ) ),
    msisdn          [1] IMPLICIT OCTET STRING ( SIZE ( 1 .. 9 ) )},
  lcsLocationInfo   [1] IMPLICIT SEQUENCE {
    msc-Number       OCTET STRING ( SIZE ( 1 .. 9 ) ),
    lmsi             [0] IMPLICIT OCTET STRING ( SIZE ( 4 ) ) OPTIONAL,
    extensionContainer [1] IMPLICIT SEQUENCE {
      privateExtensionList [0] IMPLICIT SEQUENCE ( SIZE ( 1 .. 10 ) ) OF
        SEQUENCE {
          extId          MAP-EXTENSION .&extensionId ( {
            '...'} ) ,
          extType        MAP-EXTENSION .&ExtensionType ( {
            '...'} { @extId } ) OPTIONAL} OPTIONAL,
        pcs-Extensions  [1] IMPLICIT SEQUENCE {
          ... } OPTIONAL,
          ... } OPTIONAL,
        ... },
      extensionContainer [2] IMPLICIT SEQUENCE {
        privateExtensionList [0] IMPLICIT SEQUENCE ( SIZE ( 1 .. 10 ) ) OF
          SEQUENCE {
            extId          MAP-EXTENSION .&extensionId ( {
              '...'} ) ,
            extType        MAP-EXTENSION .&ExtensionType ( {
              '...'} { @extId } ) OPTIONAL} OPTIONAL,
          pcs-Extensions  [1] IMPLICIT SEQUENCE {
            ... } OPTIONAL,
            ... } OPTIONAL,
          ... }
        ... }

```

ERRORS {

```

-- systemFailure -- localValue : 34,
-- dataMissing -- localValue : 35,
-- unexpectedDataValue -- localValue : 36,
-- facilityNotSupported -- localValue : 21,
-- unknownSubscriber -- localValue : 1,
-- absentSubscriber -- localValue : 27,
-- unauthorizedRequestingNetwork -- localValue : 52}

```

```
 ::= localValue : 85
```

subscriberLocationReport OPERATION

ARGUMENT

```

subscriberLocationReport-Arg SEQUENCE {
  lcs-Event          ENUMERATED {
    emergencyCallOrigination ( 0 ),
    emergencyCallRelease    ( 1 ),
    mo-lr                  ( 2 ),
    ... },
  lcs-ClientID       SEQUENCE {
    lcsClientType       [0] IMPLICIT ENUMERATED {
      emergencyServices ( 0 ),
      valueAddedServices ( 1 ),
      plmnOperatorServices ( 2 ),
      lawfulInterceptServices ( 3 ),
      ... },
    lcsClientExternalID [1] IMPLICIT SEQUENCE {
      externalAddress    [0] IMPLICIT OCTET STRING ( SIZE ( 1 .. 20 ) ) OPTIONAL,

```

```

extensionContainer [1] IMPLICIT SEQUENCE {
  privateExtensionList [0] IMPLICIT SEQUENCE ( SIZE ( 1 .. 10 ) ) OF
    SEQUENCE {
      extId MAP-EXTENSION .&extensionId ( {
        '...'} ) ,
      extType MAP-EXTENSION .&ExtensionType ( {
        '...'} { @extId } ) OPTIONAL} OPTIONAL,
  pcs-Extensions [1] IMPLICIT SEQUENCE {
    ... } OPTIONAL,
    ... } OPTIONAL,
    ... } OPTIONAL,
  lcsClientDialedByMS [2] IMPLICIT OCTET STRING ( SIZE ( 1 .. 20 ) ) OPTIONAL,
  lcsClientInternalID [3] IMPLICIT ENUMERATED {
    broadcastService ( 0 ),
    o-andM-HPLMN ( 1 ),
    o-andM-VPLMN ( 2 ),
    anonymousLocation ( 3 ),
    targetMSSubscribedService ( 4 ),
    ... } OPTIONAL,
  lcsClientName [4] IMPLICIT SEQUENCE {
    dataCodingScheme [0] IMPLICIT OCTET STRING ( SIZE ( 1 ) ),
    nameString [2] IMPLICIT OCTET STRING ( SIZE ( 1 .. 63 ) ),
    ... } OPTIONAL,
    ... },
  lcsLocationInfo SEQUENCE {
    msc-Number OCTET STRING ( SIZE ( 1 .. 9 ) ),
    lmsi [0] IMPLICIT OCTET STRING ( SIZE ( 4 ) ) OPTIONAL,
    extensionContainer [1] IMPLICIT SEQUENCE {
      privateExtensionList [0] IMPLICIT SEQUENCE ( SIZE ( 1 .. 10 ) ) OF
        SEQUENCE {
          extId MAP-EXTENSION .&extensionId ( {
            '...'} ) ,
          extType MAP-EXTENSION .&ExtensionType ( {
            '...'} { @extId } ) OPTIONAL} OPTIONAL,
        pcs-Extensions [1] IMPLICIT SEQUENCE {
          ... } OPTIONAL,
          ... } OPTIONAL,
          ... },
    msisdn [0] IMPLICIT OCTET STRING ( SIZE ( 1 .. 9 ) ) OPTIONAL,
    imsi [1] IMPLICIT OCTET STRING ( SIZE ( 3 .. 8 ) ) OPTIONAL,
    imei [2] IMPLICIT OCTET STRING ( SIZE ( 8 ) ) OPTIONAL,
    na-ESRD [3] IMPLICIT OCTET STRING ( SIZE ( 1 .. 9 ) ) OPTIONAL,
    na-ESRK [4] IMPLICIT OCTET STRING ( SIZE ( 1 .. 9 ) ) OPTIONAL,
    locationEstimate [5] IMPLICIT OCTET STRING ( SIZE ( 1 .. 20 ) ) OPTIONAL,
    ageOfLocationEstimate [6] IMPLICIT INTEGER ( 0 .. 32767 ) OPTIONAL,
    extensionContainer [7] IMPLICIT SEQUENCE {
      privateExtensionList [0] IMPLICIT SEQUENCE ( SIZE ( 1 .. 10 ) ) OF
        SEQUENCE {
          extId MAP-EXTENSION .&extensionId ( {
            '...'} ) ,
          extType MAP-EXTENSION .&ExtensionType ( {
            '...'} { @extId } ) OPTIONAL} OPTIONAL,
        pcs-Extensions [1] IMPLICIT SEQUENCE {
          ... } OPTIONAL,
          ... } OPTIONAL,
          ... }
    ... }
  ... }
RESULT
  subscriberLocationReport-Res SEQUENCE {
    extensionContainer SEQUENCE {
      privateExtensionList [0] IMPLICIT SEQUENCE ( SIZE ( 1 .. 10 ) ) OF
        SEQUENCE {
          extId MAP-EXTENSION .&extensionId ( {
            '...'} ) ,
          extType MAP-EXTENSION .&ExtensionType ( {
            '...'} { @extId } ) OPTIONAL} OPTIONAL,
        pcs-Extensions [1] IMPLICIT SEQUENCE {
          ... } OPTIONAL,
          ... } OPTIONAL,
          ... }
    ... }
  ... }
ERRORS {

```

```

-- systemFailure -- localValue : 34,
-- dataMissing -- localValue : 35,
-- resourceLimitation -- localValue : 51,
-- unexpectedDataValue -- localValue : 36,
-- unknownSubscriber -- localValue : 1,
-- unauthorizedRequestingNetwork -- localValue : 52,
-- unknownOrUnreachableLCSClient -- localValue : 58}
 ::= localValue : 86

noteMM-Event OPERATION
  ARGUMENT
    noteMM-EventArg SEQUENCE {
      serviceKey          INTEGER ( 0 .. 2147483647 ),
      eventMet            [0] IMPLICIT OCTET STRING ( SIZE ( 1 ) ),
      imsi                [1] IMPLICIT OCTET STRING ( SIZE ( 3 .. 8 ) ),
      msisdn              [2] IMPLICIT OCTET STRING ( SIZE ( 1 .. 9 ) ),
      locationInformation [3] IMPLICIT SEQUENCE {
        ageOfLocationInformation INTEGER ( 0 .. 32767 ) OPTIONAL,
        geographicalInformation  [0] IMPLICIT OCTET STRING ( SIZE ( 8 ) ) OPTIONAL,
        vlr-number              [1] IMPLICIT OCTET STRING ( SIZE ( 1 .. 9 ) )
      },
      locationNumber      [2] IMPLICIT OCTET STRING ( SIZE ( 2 .. 10 ) )
    },
    cellGlobalIdOrServiceAreaIdOrLAI [3] CHOICE {
      cellGlobalIdOrServiceAreaIdFixedLength [0] IMPLICIT OCTET STRING ( SIZE ( 7 ) ),
      laiFixedLength                          [1] IMPLICIT OCTET STRING ( SIZE ( 5 ) )
    },
    extensionContainer [4] IMPLICIT SEQUENCE {
      privateExtensionList [0] IMPLICIT SEQUENCE ( SIZE ( 1 .. 10 ) ) OF
        SEQUENCE {
          extId      MAP-EXTENSION .&extensionId ( {
            '
            ... } ) ,
          extType    MAP-EXTENSION .&ExtensionType ( {
            '
            ... } { @extId } ) OPTIONAL} OPTIONAL,
          pcs-Extensions [1] IMPLICIT SEQUENCE {
            ... } OPTIONAL,
            ... } OPTIONAL,
            ... ,
            selectedLSA-Id [5] IMPLICIT OCTET STRING ( SIZE ( 3 ) ) OPTIONAL,
            msc-Number     [6] IMPLICIT OCTET STRING ( SIZE ( 1 .. 9 ) )
          },
          geodeticInformation [7] IMPLICIT OCTET STRING ( SIZE ( 10 ) ) OPTIONAL,
          currentLocationRetrieved [8] IMPLICIT NULL OPTIONAL} OPTIONAL,
          lsaIdentity [4] IMPLICIT OCTET STRING ( SIZE ( 3 ) ) OPTIONAL,
          supportedCAMELPhases [5] IMPLICIT BIT STRING {
            phase1 ( 0 ),
            phase2 ( 1 ),
            phase3 ( 2 ) } ( SIZE ( 1 .. 16 ) ) OPTIONAL,
          extensionContainer [6] IMPLICIT SEQUENCE {
            privateExtensionList [0] IMPLICIT SEQUENCE ( SIZE ( 1 .. 10 ) ) OF
              SEQUENCE {
                extId      MAP-EXTENSION .&extensionId ( {
                  '
                  ... } ) ,
                extType    MAP-EXTENSION .&ExtensionType ( {
                  '
                  ... } { @extId } ) OPTIONAL} OPTIONAL,
                pcs-Extensions [1] IMPLICIT SEQUENCE {
                  ... } OPTIONAL,
                  ... } OPTIONAL,
                  ... }
            }
          }
        }
      RESULT
        noteMM-EventRes SEQUENCE {
          extensionContainer SEQUENCE {
            privateExtensionList [0] IMPLICIT SEQUENCE ( SIZE ( 1 .. 10 ) ) OF
              SEQUENCE {
                extId      MAP-EXTENSION .&extensionId ( {
                  '
                  ... } ) ,
                extType    MAP-EXTENSION .&ExtensionType ( {
                  '
                  ... } { @extId } ) OPTIONAL} OPTIONAL,
                pcs-Extensions [1] IMPLICIT SEQUENCE {
                  ... } OPTIONAL,
                  ... } OPTIONAL,
                  ... }
            }
          }
        }
      }
    }
  }

```

```

ERRORS {
  -- dataMissing -- localValue : 35,
  -- unexpectedDataValue -- localValue : 36,
  -- unknownSubscriber -- localValue : 1,
  -- mm-EventNotSupported -- localValue : 59}
 ::= localValue : 89

systemFailure ERROR
PARAMETER
  systemFailureParam CHOICE {
    networkResource ENUMERATED {
      plmn          ( 0 ),
      hlr           ( 1 ),
      vlr           ( 2 ),
      pvlr          ( 3 ),
      controllingMSC ( 4 ),
      vmsc          ( 5 ),
      eir           ( 6 ),
      rss           ( 7 )},
    extensibleSystemFailureParam SEQUENCE {
      networkResource ENUMERATED {
        plmn          ( 0 ),
        hlr           ( 1 ),
        vlr           ( 2 ),
        pvlr          ( 3 ),
        controllingMSC ( 4 ),
        vmsc          ( 5 ),
        eir           ( 6 ),
        rss           ( 7 )} OPTIONAL,
      extensionContainer SEQUENCE {
        privateExtensionList [0] IMPLICIT SEQUENCE ( SIZE ( 1 .. 10 ) ) OF
          SEQUENCE {
            extId MAP-EXTENSION .&extensionId ( {
              '
              ... } ) ,
            extType MAP-EXTENSION .&ExtensionType ( {
              '
              ... } { @extId } ) OPTIONAL} OPTIONAL,
            pcs-Extensions [1] IMPLICIT SEQUENCE {
              ... } OPTIONAL,
              ... } OPTIONAL,
              ... } }
      ::= localValue : 34

dataMissing ERROR
PARAMETER
  dataMissingParam SEQUENCE {
    extensionContainer SEQUENCE {
      privateExtensionList [0] IMPLICIT SEQUENCE ( SIZE ( 1 .. 10 ) ) OF
        SEQUENCE {
          extId MAP-EXTENSION .&extensionId ( {
            '
            ... } ) ,
          extType MAP-EXTENSION .&ExtensionType ( {
            '
            ... } { @extId } ) OPTIONAL} OPTIONAL,
          pcs-Extensions [1] IMPLICIT SEQUENCE {
            ... } OPTIONAL,
            ... } OPTIONAL,
            ... } }
      ::= localValue : 35

unexpectedDataValue ERROR
PARAMETER
  unexpectedDataParam SEQUENCE {
    extensionContainer SEQUENCE {
      privateExtensionList [0] IMPLICIT SEQUENCE ( SIZE ( 1 .. 10 ) ) OF
        SEQUENCE {
          extId MAP-EXTENSION .&extensionId ( {
            '
            ... } ) ,
          extType MAP-EXTENSION .&ExtensionType ( {
            '
            ... } { @extId } ) OPTIONAL} OPTIONAL,
          pcs-Extensions [1] IMPLICIT SEQUENCE {
            ... } OPTIONAL,
            ... } OPTIONAL,
            ... } }

```

```

 ::= localValue : 36

facilityNotSupported ERROR
PARAMETER
  facilityNotSupParam SEQUENCE {
    extensionContainer SEQUENCE {
      privateExtensionList [0] IMPLICIT SEQUENCE ( SIZE (1 .. 10 ) ) OF
        SEQUENCE {
          extId MAP-EXTENSION .&extensionId ( {
            '...'} ) ,
          extType MAP-EXTENSION .&ExtensionType ( {
            '...'} { @extId } ) OPTIONAL} OPTIONAL,
          pcs-Extensions [1] IMPLICIT SEQUENCE {
            ... } OPTIONAL,
            ... } OPTIONAL,
            ... }
  }
 ::= localValue : 21

incompatibleTerminal ERROR
PARAMETER
  incompatibleTerminalParam SEQUENCE {
    extensionContainer SEQUENCE {
      privateExtensionList [0] IMPLICIT SEQUENCE ( SIZE (1 .. 10 ) ) OF
        SEQUENCE {
          extId MAP-EXTENSION .&extensionId ( {
            '...'} ) ,
          extType MAP-EXTENSION .&ExtensionType ( {
            '...'} { @extId } ) OPTIONAL} OPTIONAL,
          pcs-Extensions [1] IMPLICIT SEQUENCE {
            ... } OPTIONAL,
            ... } OPTIONAL,
            ... }
  }
 ::= localValue : 28

resourceLimitation ERROR
PARAMETER
  resourceLimitationParam SEQUENCE {
    extensionContainer SEQUENCE {
      privateExtensionList [0] IMPLICIT SEQUENCE ( SIZE (1 .. 10 ) ) OF
        SEQUENCE {
          extId MAP-EXTENSION .&extensionId ( {
            '...'} ) ,
          extType MAP-EXTENSION .&ExtensionType ( {
            '...'} { @extId } ) OPTIONAL} OPTIONAL,
          pcs-Extensions [1] IMPLICIT SEQUENCE {
            ... } OPTIONAL,
            ... } OPTIONAL,
            ... }
  }
 ::= localValue : 51

unknownSubscriber ERROR
PARAMETER
  unknownSubscriberParam SEQUENCE {
    extensionContainer SEQUENCE {
      privateExtensionList [0] IMPLICIT SEQUENCE ( SIZE (1 .. 10 ) ) OF
        SEQUENCE {
          extId MAP-EXTENSION .&extensionId ( {
            '...'} ) ,
          extType MAP-EXTENSION .&ExtensionType ( {
            '...'} { @extId } ) OPTIONAL} OPTIONAL,
          pcs-Extensions [1] IMPLICIT SEQUENCE {
            ... } OPTIONAL,
            ... } OPTIONAL,
            ... ,
            unknownSubscriberDiagnostic ENUMERATED {
              imsiUnknown (0 ) ,
              gprsSubscriptionUnknown (1 ) ,
              ... ,
              npdbMismatch (2 ) } OPTIONAL}
  }
 ::= localValue : 1

```

```

numberChanged ERROR
PARAMETER
  numberChangedParam SEQUENCE {
    extensionContainer SEQUENCE {
      privateExtensionList [0] IMPLICIT SEQUENCE ( SIZE (1 .. 10 ) ) OF
        SEQUENCE {
          extId MAP-EXTENSION .&extensionId ( {
            '... } ) ,
          extType MAP-EXTENSION .&ExtensionType ( {
            '... } { @extId } ) OPTIONAL} OPTIONAL,
          pcs-Extensions [1] IMPLICIT SEQUENCE {
            ... } OPTIONAL,
            ... } OPTIONAL,
            ... }
        ::= localValue : 44
unknownMSC ERROR
::= localValue : 3
unidentifiedSubscriber ERROR
PARAMETER
  unidentifiedSubParam SEQUENCE {
    extensionContainer SEQUENCE {
      privateExtensionList [0] IMPLICIT SEQUENCE ( SIZE (1 .. 10 ) ) OF
        SEQUENCE {
          extId MAP-EXTENSION .&extensionId ( {
            '... } ) ,
          extType MAP-EXTENSION .&ExtensionType ( {
            '... } { @extId } ) OPTIONAL} OPTIONAL,
          pcs-Extensions [1] IMPLICIT SEQUENCE {
            ... } OPTIONAL,
            ... } OPTIONAL,
            ... }
        ::= localValue : 5
unknownEquipment ERROR
::= localValue : 7
roamingNotAllowed ERROR
PARAMETER
  roamingNotAllowedParam SEQUENCE {
    roamingNotAllowedCause ENUMERATED {
      plmnRoamingNotAllowed (0 ),
      operatorDeterminedBarring (3 )},
    extensionContainer SEQUENCE {
      privateExtensionList [0] IMPLICIT SEQUENCE ( SIZE (1 .. 10 ) ) OF
        SEQUENCE {
          extId MAP-EXTENSION .&extensionId ( {
            '... } ) ,
          extType MAP-EXTENSION .&ExtensionType ( {
            '... } { @extId } ) OPTIONAL} OPTIONAL,
          pcs-Extensions [1] IMPLICIT SEQUENCE {
            ... } OPTIONAL,
            ... } OPTIONAL,
            ... }
        ::= localValue : 8
illegalSubscriber ERROR
PARAMETER
  illegalSubscriberParam SEQUENCE {
    extensionContainer SEQUENCE {
      privateExtensionList [0] IMPLICIT SEQUENCE ( SIZE (1 .. 10 ) ) OF
        SEQUENCE {
          extId MAP-EXTENSION .&extensionId ( {
            '... } ) ,
          extType MAP-EXTENSION .&ExtensionType ( {
            '... } { @extId } ) OPTIONAL} OPTIONAL,
          pcs-Extensions [1] IMPLICIT SEQUENCE {
            ... } OPTIONAL,
            ... }

```



```

        ... } OPTIONAL,
        ... }
 ::= localValue : 9

illegalEquipment ERROR
PARAMETER
  illegalEquipmentParam SEQUENCE {
    extensionContainer SEQUENCE {
      privateExtensionList [0] IMPLICIT SEQUENCE ( SIZE (1 .. 10 ) ) OF
        SEQUENCE {
          extId MAP-EXTENSION .&extensionId ( {
            '... } ) ,
          extType MAP-EXTENSION .&ExtensionType ( {
            '... } { @extId } ) OPTIONAL } OPTIONAL,
          pcs-Extensions [1] IMPLICIT SEQUENCE {
            ... } OPTIONAL,
            ... } OPTIONAL,
            ... }
 ::= localValue : 12

bearerServiceNotProvisioned ERROR
PARAMETER
  bearerServNotProvParam SEQUENCE {
    extensionContainer SEQUENCE {
      privateExtensionList [0] IMPLICIT SEQUENCE ( SIZE (1 .. 10 ) ) OF
        SEQUENCE {
          extId MAP-EXTENSION .&extensionId ( {
            '... } ) ,
          extType MAP-EXTENSION .&ExtensionType ( {
            '... } { @extId } ) OPTIONAL } OPTIONAL,
          pcs-Extensions [1] IMPLICIT SEQUENCE {
            ... } OPTIONAL,
            ... } OPTIONAL,
            ... }
 ::= localValue : 10

teleserviceNotProvisioned ERROR
PARAMETER
  teleservNotProvParam SEQUENCE {
    extensionContainer SEQUENCE {
      privateExtensionList [0] IMPLICIT SEQUENCE ( SIZE (1 .. 10 ) ) OF
        SEQUENCE {
          extId MAP-EXTENSION .&extensionId ( {
            '... } ) ,
          extType MAP-EXTENSION .&ExtensionType ( {
            '... } { @extId } ) OPTIONAL } OPTIONAL,
          pcs-Extensions [1] IMPLICIT SEQUENCE {
            ... } OPTIONAL,
            ... } OPTIONAL,
            ... }
 ::= localValue : 11

noHandoverNumberAvailable ERROR
 ::= localValue : 25

subsequentHandoverFailure ERROR
 ::= localValue : 26

tracingBufferFull ERROR
PARAMETER
  tracingBufferFullParam SEQUENCE {
    extensionContainer SEQUENCE {
      privateExtensionList [0] IMPLICIT SEQUENCE ( SIZE (1 .. 10 ) ) OF
        SEQUENCE {
          extId MAP-EXTENSION .&extensionId ( {
            '... } ) ,
          extType MAP-EXTENSION .&ExtensionType ( {
            '... } { @extId } ) OPTIONAL } OPTIONAL,
          pcs-Extensions [1] IMPLICIT SEQUENCE {
            ... } OPTIONAL,
            ... }

```

```

        ... } OPTIONAL,
        ... }
 ::= localValue : 40

noRoamingNumberAvailable ERROR
PARAMETER
  noRoamingNbParam SEQUENCE {
    extensionContainer SEQUENCE {
      privateExtensionList [0] IMPLICIT SEQUENCE ( SIZE (1 .. 10 ) ) OF
        SEQUENCE {
          extId MAP-EXTENSION .&extensionId ( {
            '...'} ) ,
          extType MAP-EXTENSION .&ExtensionType ( {
            '...'} { @extId } ) OPTIONAL} OPTIONAL,
      pcs-Extensions [1] IMPLICIT SEQUENCE {
        ... } OPTIONAL,
        ... } OPTIONAL,
        ... }
 ::= localValue : 39

absentSubscriber ERROR
PARAMETER
  absentSubscriberParam SEQUENCE {
    extensionContainer SEQUENCE {
      privateExtensionList [0] IMPLICIT SEQUENCE ( SIZE (1 .. 10 ) ) OF
        SEQUENCE {
          extId MAP-EXTENSION .&extensionId ( {
            '...'} ) ,
          extType MAP-EXTENSION .&ExtensionType ( {
            '...'} { @extId } ) OPTIONAL} OPTIONAL,
      pcs-Extensions [1] IMPLICIT SEQUENCE {
        ... } OPTIONAL,
        ... } OPTIONAL,
        ... ,
      absentSubscriberReason [0] IMPLICIT ENUMERATED {
        imsiDetach (0 ) ,
        restrictedArea (1 ) ,
        noPageResponse (2 ) ,
        ... ,
        purgedMS (3 ) } OPTIONAL}
 ::= localValue : 27

busySubscriber ERROR
PARAMETER
  busySubscriberParam SEQUENCE {
    extensionContainer SEQUENCE {
      privateExtensionList [0] IMPLICIT SEQUENCE ( SIZE (1 .. 10 ) ) OF
        SEQUENCE {
          extId MAP-EXTENSION .&extensionId ( {
            '...'} ) ,
          extType MAP-EXTENSION .&ExtensionType ( {
            '...'} { @extId } ) OPTIONAL} OPTIONAL,
      pcs-Extensions [1] IMPLICIT SEQUENCE {
        ... } OPTIONAL,
        ... } OPTIONAL,
        ... ,
      ccbs-Possible [0] IMPLICIT NULL OPTIONAL,
      ccbs-Busy [1] IMPLICIT NULL OPTIONAL}
 ::= localValue : 45

noSubscriberReply ERROR
PARAMETER
  noSubscriberReplyParam SEQUENCE {
    extensionContainer SEQUENCE {
      privateExtensionList [0] IMPLICIT SEQUENCE ( SIZE (1 .. 10 ) ) OF
        SEQUENCE {
          extId MAP-EXTENSION .&extensionId ( {
            '...'} ) ,
          extType MAP-EXTENSION .&ExtensionType ( {
            '...'} { @extId } ) OPTIONAL} OPTIONAL,

```

```

        pcs-Extensions      [1] IMPLICIT SEQUENCE {
            ... } OPTIONAL,
            ... } OPTIONAL,
            ... }
 ::= localValue : 46

callBarred ERROR
PARAMETER
  callBarredParam CHOICE {
    callBarringCause      ENUMERATED {
      barringServiceActive (0 ),
      operatorBarring     (1 ) },
    extensibleCallBarredParam SEQUENCE {
      callBarringCause      ENUMERATED {
        barringServiceActive (0 ),
        operatorBarring     (1 ) } OPTIONAL,
      extensionContainer    SEQUENCE {
        privateExtensionList [0] IMPLICIT SEQUENCE ( SIZE (1 .. 10 ) ) OF
          SEQUENCE {
            extId      MAP-EXTENSION .&extensionId ( {
              '...'} ) ,
            extType    MAP-EXTENSION .&ExtensionType ( {
              '...'} { @extId } ) OPTIONAL} OPTIONAL,
            pcs-Extensions [1] IMPLICIT SEQUENCE {
              ... } OPTIONAL,
              ... } OPTIONAL,
              ... ,
            unauthorisedMessageOriginator [1] IMPLICIT NULL OPTIONAL}}
 ::= localValue : 13

forwardingFailed ERROR
PARAMETER
  forwardingFailedParam SEQUENCE {
    extensionContainer SEQUENCE {
      privateExtensionList [0] IMPLICIT SEQUENCE ( SIZE (1 .. 10 ) ) OF
        SEQUENCE {
          extId      MAP-EXTENSION .&extensionId ( {
            '...'} ) ,
          extType    MAP-EXTENSION .&ExtensionType ( {
            '...'} { @extId } ) OPTIONAL} OPTIONAL,
          pcs-Extensions [1] IMPLICIT SEQUENCE {
            ... } OPTIONAL,
            ... } OPTIONAL,
            ... }
 ::= localValue : 47

or-NotAllowed ERROR
PARAMETER
  or-NotAllowedParam SEQUENCE {
    extensionContainer SEQUENCE {
      privateExtensionList [0] IMPLICIT SEQUENCE ( SIZE (1 .. 10 ) ) OF
        SEQUENCE {
          extId      MAP-EXTENSION .&extensionId ( {
            '...'} ) ,
          extType    MAP-EXTENSION .&ExtensionType ( {
            '...'} { @extId } ) OPTIONAL} OPTIONAL,
          pcs-Extensions [1] IMPLICIT SEQUENCE {
            ... } OPTIONAL,
            ... } OPTIONAL,
            ... }
 ::= localValue : 48

forwardingViolation ERROR
PARAMETER
  forwardingViolationParam SEQUENCE {
    extensionContainer SEQUENCE {
      privateExtensionList [0] IMPLICIT SEQUENCE ( SIZE (1 .. 10 ) ) OF
        SEQUENCE {
          extId      MAP-EXTENSION .&extensionId ( {
            '...'} ) ,
          extType    MAP-EXTENSION .&ExtensionType ( {

```

```

        '... } { @extId } ) OPTIONAL} OPTIONAL,
pcs-Extensions [1] IMPLICIT SEQUENCE {
    ... } OPTIONAL,
    ... } OPTIONAL,
    ... }
 ::= localValue : 14

cug-Reject ERROR
PARAMETER
cug-RejectParam SEQUENCE {
cug-RejectCause ENUMERATED {
incomingCallsBarredWithinCUG (0 ),
subscriberNotMemberOfCUG (1 ),
requestedBasicServiceViolatesCUG-Constraints (5 ),
calledPartySS-InteractionViolation (7 )} OPTIONAL,
extensionContainer SEQUENCE {
privateExtensionList [0] IMPLICIT SEQUENCE ( SIZE (1 .. 10 ) ) OF
SEQUENCE {
extId MAP-EXTENSION .&extensionId ( {
'... } ) ,
extType MAP-EXTENSION .&ExtensionType ( {
'... } { @extId } ) OPTIONAL} OPTIONAL,
pcs-Extensions [1] IMPLICIT SEQUENCE {
... } OPTIONAL,
... } OPTIONAL,
... }
 ::= localValue : 15

ati-NotAllowed ERROR
PARAMETER
ati-NotAllowedParam SEQUENCE {
extensionContainer SEQUENCE {
privateExtensionList [0] IMPLICIT SEQUENCE ( SIZE (1 .. 10 ) ) OF
SEQUENCE {
extId MAP-EXTENSION .&extensionId ( {
'... } ) ,
extType MAP-EXTENSION .&ExtensionType ( {
'... } { @extId } ) OPTIONAL} OPTIONAL,
pcs-Extensions [1] IMPLICIT SEQUENCE {
... } OPTIONAL,
... } OPTIONAL,
... }
 ::= localValue : 49

atsi-NotAllowed ERROR
PARAMETER
atsi-NotAllowedParam SEQUENCE {
extensionContainer SEQUENCE {
privateExtensionList [0] IMPLICIT SEQUENCE ( SIZE (1 .. 10 ) ) OF
SEQUENCE {
extId MAP-EXTENSION .&extensionId ( {
'... } ) ,
extType MAP-EXTENSION .&ExtensionType ( {
'... } { @extId } ) OPTIONAL} OPTIONAL,
pcs-Extensions [1] IMPLICIT SEQUENCE {
... } OPTIONAL,
... } OPTIONAL,
... }
 ::= localValue : 60

atm-NotAllowed ERROR
PARAMETER
atm-NotAllowedParam SEQUENCE {
extensionContainer SEQUENCE {
privateExtensionList [0] IMPLICIT SEQUENCE ( SIZE (1 .. 10 ) ) OF
SEQUENCE {
extId MAP-EXTENSION .&extensionId ( {
'... } ) ,
extType MAP-EXTENSION .&ExtensionType ( {
'

```

```

        ... } { @extId } ) OPTIONAL} OPTIONAL,
    pcs-Extensions [1] IMPLICIT SEQUENCE {
        ... } OPTIONAL,
        ... } OPTIONAL,
        ... }
 ::= localValue : 61

informationNotAvailable ERROR
PARAMETER
    informationNotAvailableParam SEQUENCE {
        extensionContainer SEQUENCE {
            privateExtensionList [0] IMPLICIT SEQUENCE ( SIZE (1 .. 10 ) ) OF
                SEQUENCE {
                    extId MAP-EXTENSION .&extensionId ( {
                        '
                        ... } ) ,
                    extType MAP-EXTENSION .&ExtensionType ( {
                        '
                        ... } { @extId } ) OPTIONAL} OPTIONAL,
                    pcs-Extensions [1] IMPLICIT SEQUENCE {
                        ... } OPTIONAL,
                        ... } OPTIONAL,
                        ... }
                }
 ::= localValue : 62

noGroupCallNumberAvailable ERROR
PARAMETER
    noGroupCallNbParam SEQUENCE {
        extensionContainer SEQUENCE {
            privateExtensionList [0] IMPLICIT SEQUENCE ( SIZE (1 .. 10 ) ) OF
                SEQUENCE {
                    extId MAP-EXTENSION .&extensionId ( {
                        '
                        ... } ) ,
                    extType MAP-EXTENSION .&ExtensionType ( {
                        '
                        ... } { @extId } ) OPTIONAL} OPTIONAL,
                    pcs-Extensions [1] IMPLICIT SEQUENCE {
                        ... } OPTIONAL,
                        ... } OPTIONAL,
                        ... }
                }
 ::= localValue : 50

illegalSS-Operation ERROR
PARAMETER
    illegalSS-OperationParam SEQUENCE {
        extensionContainer SEQUENCE {
            privateExtensionList [0] IMPLICIT SEQUENCE ( SIZE (1 .. 10 ) ) OF
                SEQUENCE {
                    extId MAP-EXTENSION .&extensionId ( {
                        '
                        ... } ) ,
                    extType MAP-EXTENSION .&ExtensionType ( {
                        '
                        ... } { @extId } ) OPTIONAL} OPTIONAL,
                    pcs-Extensions [1] IMPLICIT SEQUENCE {
                        ... } OPTIONAL,
                        ... } OPTIONAL,
                        ... }
                }
 ::= localValue : 16

ss-ErrorStatus ERROR
PARAMETER
    ss-Status OCTET STRING ( SIZE (1 ) )
 ::= localValue : 17

ss-NotAvailable ERROR
PARAMETER
    ss-NotAvailableParam SEQUENCE {
        extensionContainer SEQUENCE {
            privateExtensionList [0] IMPLICIT SEQUENCE ( SIZE (1 .. 10 ) ) OF
                SEQUENCE {
                    extId MAP-EXTENSION .&extensionId ( {
                        '
                        ... } ) ,
                    extType MAP-EXTENSION .&ExtensionType ( {
                        '
                        ... } { @extId } ) OPTIONAL} OPTIONAL,

```

```

        pcs-Extensions          [1] IMPLICIT SEQUENCE {
            ... } OPTIONAL,
            ... } OPTIONAL,
            ... }
 ::= localValue : 18

ss-SubscriptionViolation ERROR
PARAMETER
    ss-SubscriptionViolationParam SEQUENCE {
        extensionContainer SEQUENCE {
            privateExtensionList [0] IMPLICIT SEQUENCE ( SIZE (1 .. 10) ) OF
                SEQUENCE {
                    extId          MAP-EXTENSION .&extensionId ( {
                        '
                        ... } ) ,
                    extType        MAP-EXTENSION .&ExtensionType ( {
                        '
                        ... } { @extId } ) OPTIONAL} OPTIONAL,
                    pcs-Extensions [1] IMPLICIT SEQUENCE {
                        ... } OPTIONAL,
                        ... } OPTIONAL,
                        ... }
 ::= localValue : 19

ss-Incompatibility ERROR
PARAMETER
    ss-IncompatibilityCause SEQUENCE {
        ss-Code          [1] IMPLICIT OCTET STRING ( SIZE (1) ) OPTIONAL,
        basicService     CHOICE {
            bearerService [2] IMPLICIT OCTET STRING ( SIZE (1) ),
            teleservice    [3] IMPLICIT OCTET STRING ( SIZE (1) )} OPTIONAL,
        ss-Status        [4] IMPLICIT OCTET STRING ( SIZE (1) ) OPTIONAL,
        ... }
 ::= localValue : 20

unknownAlphabet ERROR
 ::= localValue : 71

ussd-Busy ERROR
 ::= localValue : 72

pw-RegistrationFailure ERROR
PARAMETER
    pw-RegistrationFailureCause ENUMERATED {
        undetermined          (0),
        invalidFormat         (1),
        newPasswordsMismatch  (2) }
 ::= localValue : 37

negativePW-Check ERROR
 ::= localValue : 38

numberOfPW-AttemptsViolation ERROR
 ::= localValue : 43

shortTermDenial ERROR
PARAMETER
    shortTermDenialParam SEQUENCE {
        ... }
 ::= localValue : 29

longTermDenial ERROR
PARAMETER
    longTermDenialParam SEQUENCE {
        ... }
 ::= localValue : 30

subscriberBusyForMT-SMS ERROR
PARAMETER
    subBusyForMT-SMS-Param SEQUENCE {
        extensionContainer SEQUENCE {
            privateExtensionList [0] IMPLICIT SEQUENCE ( SIZE (1 .. 10) ) OF
                SEQUENCE {
                    extId          MAP-EXTENSION .&extensionId ( {
                        '
                        ... } ) ,
                    extType        MAP-EXTENSION .&ExtensionType ( {
                        '

```

```

        ... } { @extId } ) OPTIONAL} OPTIONAL,
pcs-Extensions [1] IMPLICIT SEQUENCE {
    ... } OPTIONAL,
    ... } OPTIONAL,
    ... ,
gprsConnectionSuspended NULL OPTIONAL}
 ::= localValue : 31

sm-DeliveryFailure ERROR
PARAMETER
sm-DeliveryFailureCause SEQUENCE {
sm-EnumeratedDeliveryFailureCause ENUMERATED {
memoryCapacityExceeded (0 ),
equipmentProtocolError (1 ),
equipmentNotSM-Equipped (2 ),
unknownServiceCentre (3 ),
sc-Congestion (4 ),
invalidSME-Address (5 ),
subscriberNotSC-Subscriber (6 )},
diagnosticInfo OCTET STRING ( SIZE (1 .. 200 ) ) OPTIONAL,
extensionContainer SEQUENCE {
privateExtensionList [0] IMPLICIT SEQUENCE ( SIZE (1 .. 10 ) ) OF
SEQUENCE {
extId MAP-EXTENSION .&extensionId ( {
'
... } ) ,
extType MAP-EXTENSION .&ExtensionType ( {
'
... } { @extId } ) OPTIONAL} OPTIONAL,
pcs-Extensions [1] IMPLICIT SEQUENCE {
... } OPTIONAL,
... } OPTIONAL,
... }
 ::= localValue : 32

messageWaitingListFull ERROR
PARAMETER
messageWaitListFullParam SEQUENCE {
extensionContainer SEQUENCE {
privateExtensionList [0] IMPLICIT SEQUENCE ( SIZE (1 .. 10 ) ) OF
SEQUENCE {
extId MAP-EXTENSION .&extensionId ( {
'
... } ) ,
extType MAP-EXTENSION .&ExtensionType ( {
'
... } { @extId } ) OPTIONAL} OPTIONAL,
pcs-Extensions [1] IMPLICIT SEQUENCE {
... } OPTIONAL,
... } OPTIONAL,
... }
 ::= localValue : 33

absentSubscriberSM ERROR
PARAMETER
absentSubscriberSM-Param SEQUENCE {
absentSubscriberDiagnosticSM INTEGER ( 0 .. 255 ) OPTIONAL,
extensionContainer SEQUENCE {
privateExtensionList [0] IMPLICIT SEQUENCE ( SIZE (1 .. 10 ) ) OF
SEQUENCE {
extId MAP-EXTENSION .&extensionId ( {
'
... } ) ,
extType MAP-EXTENSION .&ExtensionType ( {
'
... } { @extId } ) OPTIONAL} OPTIONAL,
pcs-Extensions [1] IMPLICIT SEQUENCE {
... } OPTIONAL,
... } OPTIONAL,
... ,
additionalAbsentSubscriberDiagnosticSM [0] IMPLICIT INTEGER ( 0 .. 255 ) OPTIONAL}
 ::= localValue : 6

unauthorizedRequestingNetwork ERROR
PARAMETER
unauthorizedRequestingNetwork-Param SEQUENCE {
extensionContainer SEQUENCE {
privateExtensionList [0] IMPLICIT SEQUENCE ( SIZE (1 .. 10 ) ) OF

```

```

SEQUENCE {
    extId      MAP-EXTENSION .&extensionId ( {
        '
        ... } ) ,
    extType    MAP-EXTENSION .&ExtensionType ( {
        '
        ... } { @extId } ) OPTIONAL} OPTIONAL,
    pcs-Extensions [1] IMPLICIT SEQUENCE {
        ... } OPTIONAL,
    ... } OPTIONAL,
    ... }
 ::= localValue : 52

unauthorizedLCSCClient ERROR
PARAMETER
unauthorizedLCSCClient-Param SEQUENCE {
    unauthorizedLCSCClient-Diagnostic [0] IMPLICIT ENUMERATED {
        noAdditionalInformation (0 ),
        clientNotInMSPrivacyExceptionList (1 ),
        callToClientNotSetup (2 ),
        privacyOverrideNotApplicable (3 ),
        disallowedByLocalRegulatoryRequirements (4 ),
        ... } OPTIONAL,
    extensionContainer [1] IMPLICIT SEQUENCE {
        privateExtensionList [0] IMPLICIT SEQUENCE ( SIZE (1 .. 10 ) ) OF
        SEQUENCE {
            extId      MAP-EXTENSION .&extensionId ( {
                '
                ... } ) ,
            extType    MAP-EXTENSION .&ExtensionType ( {
                '
                ... } { @extId } ) OPTIONAL} OPTIONAL,
            pcs-Extensions [1] IMPLICIT SEQUENCE {
                ... } OPTIONAL,
            ... } OPTIONAL,
            ... }
 ::= localValue : 53

positionMethodFailure ERROR
PARAMETER
positionMethodFailure-Param SEQUENCE {
    positionMethodFailure-Diagnostic [0] IMPLICIT ENUMERATED {
        congestion (0 ),
        insufficientResources (1 ),
        insufficientMeasurementData (2 ),
        inconsistentMeasurementData (3 ),
        locationProcedureNotCompleted (4 ),
        locationProcedureNotSupportedByTargetMS (5 ),
        qosNotAttainable (6 ),
        ... } OPTIONAL,
    extensionContainer [1] IMPLICIT SEQUENCE {
        privateExtensionList [0] IMPLICIT SEQUENCE ( SIZE (1 .. 10 ) ) OF
        SEQUENCE {
            extId      MAP-EXTENSION .&extensionId ( {
                '
                ... } ) ,
            extType    MAP-EXTENSION .&ExtensionType ( {
                '
                ... } { @extId } ) OPTIONAL} OPTIONAL,
            pcs-Extensions [1] IMPLICIT SEQUENCE {
                ... } OPTIONAL,
            ... } OPTIONAL,
            ... }
 ::= localValue : 54

unknownOrUnreachableLCSCClient ERROR
PARAMETER
unknownOrUnreachableLCSCClient-Param SEQUENCE {
    extensionContainer SEQUENCE {
        privateExtensionList [0] IMPLICIT SEQUENCE ( SIZE (1 .. 10 ) ) OF
        SEQUENCE {
            extId      MAP-EXTENSION .&extensionId ( {
                '
                ... } ) ,
            extType    MAP-EXTENSION .&ExtensionType ( {
                '
                ... } { @extId } ) OPTIONAL} OPTIONAL,
            pcs-Extensions [1] IMPLICIT SEQUENCE {

```



```

        ... } OPTIONAL,
        ... } OPTIONAL,
        ... }
 ::= localValue : 58

mm-EventNotSupported ERROR
PARAMETER
  mm-EventNotSupported-Param SEQUENCE {
    extensionContainer SEQUENCE {
      privateExtensionList [0] IMPLICIT SEQUENCE ( SIZE (1 .. 10 ) ) OF
        SEQUENCE {
          extId MAP-EXTENSION .&extensionId ( {
            '... } ) ,
          extType MAP-EXTENSION .&ExtensionType ( {
            '... } { @extId } ) OPTIONAL } OPTIONAL,
        pcs-Extensions [1] IMPLICIT SEQUENCE {
          ... } OPTIONAL,
          ... } OPTIONAL,
          ... }
 ::= localValue : 59

END
```

B.2 Fully Expanded ASN.1 Source of MAP-DialogueInformation

```

-- Expanded ASN1 Module 'MAP-DialogueInformation'
--SIEMENS ASN.1 Compiler R4.60 (46-00-01)
-- Date: 2000-03-28 Time: 08:07:04

MAP-DialogueInformation{ 0 identified-organization (4) etsi (0) mobileDomain (0) gsm-Network (1)
modules (3) map-DialogueInformation (3) version6 (6) }

DEFINITIONS

 ::=

BEGIN

EXPORTS
  map-DialogueAS,
  MAP-DialoguePDU;

map-DialogueAS OBJECT IDENTIFIER ::= { ccitt (0) identified-organization (4) etsi (0) mobileDomain
(0) gsm-Network (1) 1 map-DialoguePDU (1) version1 (1) }

MAP-DialoguePDU ::= CHOICE {
  map-open [0] IMPLICIT SEQUENCE {
    destinationReference [0] IMPLICIT OCTET STRING ( SIZE (1 .. 20 ) ) OPTIONAL,
    originationReference [1] IMPLICIT OCTET STRING ( SIZE (1 .. 20 ) ) OPTIONAL,
    ... ,
    extensionContainer SEQUENCE {
      privateExtensionList [0] IMPLICIT SEQUENCE ( SIZE (1 .. 10 ) ) OF
        SEQUENCE {
          extId MAP-EXTENSION .&extensionId ( {
            '... } ) ,
          extType MAP-EXTENSION .&ExtensionType ( {
            '... } { @extId } ) OPTIONAL } OPTIONAL,
        pcs-Extensions [1] IMPLICIT SEQUENCE {
          ... } OPTIONAL,
          ... } OPTIONAL},
  map-accept [1] IMPLICIT SEQUENCE {
    ... ,
    extensionContainer SEQUENCE {
      privateExtensionList [0] IMPLICIT SEQUENCE ( SIZE (1 .. 10 ) ) OF
        SEQUENCE {
          extId MAP-EXTENSION .&extensionId ( {
```

```

        ... } ) ,
        extType      MAP-EXTENSION .&ExtensionType ( {
            '
            ... } { @extId } ) OPTIONAL } OPTIONAL,
        pcs-Extensions [1] IMPLICIT SEQUENCE {
            ... } OPTIONAL,
            ... } OPTIONAL},
map-close           [2] IMPLICIT SEQUENCE {
    ... ,
    extensionContainer SEQUENCE {
        privateExtensionList [0] IMPLICIT SEQUENCE ( SIZE ( 1 .. 10 ) ) OF
        SEQUENCE {
            extId      MAP-EXTENSION .&extensionId ( {
                '
                ... } ) ,
            extType      MAP-EXTENSION .&ExtensionType ( {
                '
                ... } { @extId } ) OPTIONAL } OPTIONAL,
            pcs-Extensions [1] IMPLICIT SEQUENCE {
                ... } OPTIONAL,
                ... } OPTIONAL},
map-refuse         [3] IMPLICIT SEQUENCE {
    reason          ENUMERATED {
        noReasonGiven          ( 0 ) ,
        invalidDestinationReference ( 1 ) ,
        invalidOriginatingReference ( 2 ) } ,
    ... ,
    extensionContainer SEQUENCE {
        privateExtensionList [0] IMPLICIT SEQUENCE ( SIZE ( 1 .. 10 ) ) OF
        SEQUENCE {
            extId      MAP-EXTENSION .&extensionId ( {
                '
                ... } ) ,
            extType      MAP-EXTENSION .&ExtensionType ( {
                '
                ... } { @extId } ) OPTIONAL } OPTIONAL,
            pcs-Extensions [1] IMPLICIT SEQUENCE {
                ... } OPTIONAL,
                ... } OPTIONAL},
map-userAbort     [4] IMPLICIT SEQUENCE {
    map-UserAbortChoice CHOICE {
        userSpecificReason [0] IMPLICIT NULL,
        userResourceLimitation [1] IMPLICIT NULL,
        resourceUnavailable [2] IMPLICIT ENUMERATED {
            shortTermResourceLimitation ( 0 ) ,
            longTermResourceLimitation ( 1 ) } ,
        applicationProcedureCancellation [3] IMPLICIT ENUMERATED {
            handoverCancellation ( 0 ) ,
            radioChannelRelease ( 1 ) ,
            networkPathRelease ( 2 ) ,
            callRelease ( 3 ) ,
            associatedProcedureFailure ( 4 ) ,
            tandemDialogueRelease ( 5 ) ,
            remoteOperationsFailure ( 6 ) } } ,
    ... ,
    extensionContainer SEQUENCE {
        privateExtensionList [0] IMPLICIT SEQUENCE ( SIZE ( 1 .. 10 ) ) OF
        SEQUENCE {
            extId      MAP-EXTENSION .&extensionId ( {
                '
                ... } ) ,
            extType      MAP-EXTENSION .&ExtensionType ( {
                '
                ... } { @extId } ) OPTIONAL } OPTIONAL,
            pcs-Extensions [1] IMPLICIT SEQUENCE {
                ... } OPTIONAL,
                ... } OPTIONAL},
map-providerAbort [5] IMPLICIT SEQUENCE {
    map-ProviderAbortReason ENUMERATED {
        abnormalDialogue ( 0 ) ,
        invalidPDU ( 1 ) } ,
    ... ,
    extensionContainer SEQUENCE {
        privateExtensionList [0] IMPLICIT SEQUENCE ( SIZE ( 1 .. 10 ) ) OF
        SEQUENCE {
            extId      MAP-EXTENSION .&extensionId ( {
                '
                ... } ) ,

```

```

        extType      MAP-EXTENSION .&ExtensionType ( {
            '...'} { @extId } ) OPTIONAL} OPTIONAL,
    pcs-Extensions   [1] IMPLICIT SEQUENCE {
        ... } OPTIONAL,
    ... } OPTIONAL}}

MAP-OpenInfo ::= SEQUENCE {
    destinationReference [0] IMPLICIT OCTET STRING ( SIZE (1 .. 20 ) ) OPTIONAL,
    originationReference [1] IMPLICIT OCTET STRING ( SIZE (1 .. 20 ) ) OPTIONAL,
    ... ,
    extensionContainer SEQUENCE {
        privateExtensionList [0] IMPLICIT SEQUENCE ( SIZE (1 .. 10 ) ) OF
            SEQUENCE {
                extId      MAP-EXTENSION .&extensionId ( {
                    '...'} ) ,
                extType    MAP-EXTENSION .&ExtensionType ( {
                    '...'} { @extId } ) OPTIONAL} OPTIONAL,
            pcs-Extensions [1] IMPLICIT SEQUENCE {
                ... } OPTIONAL,
            ... } OPTIONAL}

MAP-AcceptInfo ::= SEQUENCE {
    ... ,
    extensionContainer SEQUENCE {
        privateExtensionList [0] IMPLICIT SEQUENCE ( SIZE (1 .. 10 ) ) OF
            SEQUENCE {
                extId      MAP-EXTENSION .&extensionId ( {
                    '...'} ) ,
                extType    MAP-EXTENSION .&ExtensionType ( {
                    '...'} { @extId } ) OPTIONAL} OPTIONAL,
            pcs-Extensions [1] IMPLICIT SEQUENCE {
                ... } OPTIONAL,
            ... } OPTIONAL}

MAP-CloseInfo ::= SEQUENCE {
    ... ,
    extensionContainer SEQUENCE {
        privateExtensionList [0] IMPLICIT SEQUENCE ( SIZE (1 .. 10 ) ) OF
            SEQUENCE {
                extId      MAP-EXTENSION .&extensionId ( {
                    '...'} ) ,
                extType    MAP-EXTENSION .&ExtensionType ( {
                    '...'} { @extId } ) OPTIONAL} OPTIONAL,
            pcs-Extensions [1] IMPLICIT SEQUENCE {
                ... } OPTIONAL,
            ... } OPTIONAL}

MAP-RefuseInfo ::= SEQUENCE {
    reason            ENUMERATED {
        noReasonGiven          ( 0 ),
        invalidDestinationReference ( 1 ),
        invalidOriginatingReference ( 2 )},
    ... ,
    extensionContainer SEQUENCE {
        privateExtensionList [0] IMPLICIT SEQUENCE ( SIZE (1 .. 10 ) ) OF
            SEQUENCE {
                extId      MAP-EXTENSION .&extensionId ( {
                    '...'} ) ,
                extType    MAP-EXTENSION .&ExtensionType ( {
                    '...'} { @extId } ) OPTIONAL} OPTIONAL,
            pcs-Extensions [1] IMPLICIT SEQUENCE {
                ... } OPTIONAL,
            ... } OPTIONAL}

Reason ::= ENUMERATED {
    noReasonGiven          ( 0 ),
    invalidDestinationReference ( 1 ),
    invalidOriginatingReference ( 2 )}

```

```

MAP-UserAbortInfo ::= SEQUENCE {
  map-UserAbortChoice CHOICE {
    userSpecificReason          [0] IMPLICIT NULL,
    userResourceLimitation     [1] IMPLICIT NULL,
    resourceUnavailable        [2] IMPLICIT ENUMERATED {
      shortTermResourceLimitation (0 ),
      longTermResourceLimitation (1 )},
    applicationProcedureCancellation [3] IMPLICIT ENUMERATED {
      handoverCancellation (0 ),
      radioChannelRelease (1 ),
      networkPathRelease (2 ),
      callRelease (3 ),
      associatedProcedureFailure (4 ),
      tandemDialogueRelease (5 ),
      remoteOperationsFailure (6 )}},
  ... ,
  extensionContainer SEQUENCE {
    privateExtensionList [0] IMPLICIT SEQUENCE ( SIZE (1 .. 10 ) ) OF
      SEQUENCE {
        extId MAP-EXTENSION .&extensionId ( {
          '...' } ),
        extType MAP-EXTENSION .&ExtensionType ( {
          '...' } { @extId } ) OPTIONAL} OPTIONAL,
    pcs-Extensions [1] IMPLICIT SEQUENCE {
      ... } OPTIONAL,
    ... } OPTIONAL}

MAP-UserAbortChoice ::= CHOICE {
  userSpecificReason          [0] IMPLICIT NULL,
  userResourceLimitation     [1] IMPLICIT NULL,
  resourceUnavailable        [2] IMPLICIT ENUMERATED {
    shortTermResourceLimitation (0 ),
    longTermResourceLimitation (1 )},
  applicationProcedureCancellation [3] IMPLICIT ENUMERATED {
    handoverCancellation (0 ),
    radioChannelRelease (1 ),
    networkPathRelease (2 ),
    callRelease (3 ),
    associatedProcedureFailure (4 ),
    tandemDialogueRelease (5 ),
    remoteOperationsFailure (6 )}}

ResourceUnavailableReason ::= ENUMERATED {
  shortTermResourceLimitation (0 ),
  longTermResourceLimitation (1 )}

ProcedureCancellationReason ::= ENUMERATED {
  handoverCancellation (0 ),
  radioChannelRelease (1 ),
  networkPathRelease (2 ),
  callRelease (3 ),
  associatedProcedureFailure (4 ),
  tandemDialogueRelease (5 ),
  remoteOperationsFailure (6 )}

```

```
MAP-ProviderAbortInfo ::= SEQUENCE {
  map-ProviderAbortReason  ENUMERATED {
    abnormalDialogue      (0 ),
    invalidPDU            (1 )},
  ... ,
  extensionContainer       SEQUENCE {
    privateExtensionList   [0] IMPLICIT SEQUENCE ( SIZE (1 .. 10 ) ) OF
      SEQUENCE {
        extId              MAP-EXTENSION .&extensionId ( {
          '...'} ) ,
        extType            MAP-EXTENSION .&ExtensionType ( {
          '...'} { @extId  } ) OPTIONAL} OPTIONAL,
    pcs-Extensions        [1] IMPLICIT SEQUENCE {
      ... } OPTIONAL,
      ... } OPTIONAL}
}

MAP-ProviderAbortReason ::= ENUMERATED {
  abnormalDialogue      (0 ),
  invalidPDU            (1 )}

END
```

Annex C (informative): Formal protocol incompatibilities between versions 1 & 2 of MAP

C.1 Introduction

Annex C is not normative; it presents for information those parts of the MAP version 2 protocol which are not backward compatible with (i.e. a true superset of) the MAP version 1 protocol. For each incompatibility there is a commentary on the impact on the interworking of MAP version 1 and MAP version 2 entities.

SMG have decided that the MAP specification should include the operations and procedures used on the B interface (MSC/VLR) only for modelling purposes; the B interface cannot be implemented as an open interface. Hence any incompatibilities which affect operations used only on the B interface have no impact on the interworking of MAP version 1 and MAP version 2 entities.

C.2 Deletion of operations and errors

This subclause lists the operations and errors which have been completely removed from the MAP protocol.

C.2.1 Deletion of operation DeregisterMobileSubscriber

Although it is defined in the protocol in the MAP version 1 specification, this operation is not used (see subclause 1.2 of the latest phase 1 version of GSM 09.02).

C.2.2 Deletion of operation RegisterChargingInfo

There is no known implementation of MAP version 1 which supports this operation. The deletion has been approved by SMG.

C.2.3 Deletion of operation ForwardSS-Notification

There is no known implementation of MAP version 1 which supports this operation. The deletion has been approved by SMG.

C.2.4 Deletion of operations used only on the B-interface

The following operations (listed in alphabetical order) are not defined in the MAP version 2 protocol, because they are used only on the B-interface:

AllocateHandoverNumber; AttachIMSI; Authenticate; CompleteCall; DetachIMSI; ForwardNewTMSI; InvokeSS; Page; ProcessAccessRequest; ProvideIMSI; SearchForMobileSubscriber; SendHandoverReport; SendInfoForIncomingCall; SendInfoForOutgoingCall; SetCipherringMode; UpdateLocationArea.

C.2.5 Deletion of error InsufficientBearerCapabilities

This error is defined in the MAP version 1 protocol, but it is not specified for use with any operation.

C.3 Deletion of errors for operations

This subclause lists the cases where an error which is specified for use with an operation in the MAP version 1 specification is not specified for use with the same operation in the MAP version 2 specification.

C.3.1 Error NegativePW-Check for operation RegisterSS

Password checking is not used for the supplementary services to which registration applies.

C.3.2 Error NegativePW-Check for operation EraseSS

Password checking is not used for the supplementary services to which erasure applies.

C.3.3 Error NegativePW-Check for operation InterrogateSS

Password checking is not used for the interrogation of supplementary services.

C.3.4 Error CUG-Reject for operation SendRoutingInfoForSM

Closed User Group does not apply to the short message service.

C.4 Changes to definitions of data types

This subclause lists in alphabetical order those data types whose definitions have been directly or indirectly changed. For constructed data types, only the components which have been changed are mentioned. The commentary on the end effect of each change is given in subclauses C.6 (parameters of operations), C.7 (results of operations) or C.8 (errors of operations).

C.4.1 CUG-Feature

The type CUG-Feature was a sequence of four components; these have been deleted and replaced by three new components. It is used for the components of the type CUG-FeatureList.

C.4.2 CUG-FeatureList

The type CUG-FeatureList is a sequence of components of type CUG-Feature. It is used for a component of the type CUG-Info.

C.4.3 CUG-Info

The type CUG-Info is a sequence. One component of the sequence has been replaced by a component of a new type; the other component was a choice between a cug-Feature and a cug-FeatureList, and is now an optional cug-FeatureList. The type CUG-Info is used for a component of the type SS-Info.

C.4.4 CUG-RejectCause

The range of permitted values of the enumerated type CUG-RejectCause has been extended. The type is used for the parameter of the error CUG-Reject.

C.4.5 IMSI

The lower limit of the length of an IMSI has been increased from 2 octets to 3 octets. It is not possible to code a minimum length IMSI (MCC+MNC+MSIN) in 2 octets, so the theoretical lower limit of 2 octets should never be used by a MAP version 1 entity to send an IMSI; if it is, a MAP version 2 entity will treat it as a protocol error. Since this change has no practical impact it is not discussed further.

C.4.6 ISDN-AddressString

The upper limit of the length of an ISDN-AddressString has been reduced from 10 octets to 9 octets. The maximum length of an E.164 number is 15 digits; this can be encoded as a TBCD-string in 8 octets, plus a further octet to hold the type of number and number plan indicator. The cases where the ISDN-AddressString type was used in MAP version 1 to carry anything other than an E.164 number are described in subclause C.6; the other cases are not discussed further.

C.4.7 Password

In MAP version 1 the type Password was a choice between a printable string of length 4 to 8 octets or a numeric string of length 4 octets. It is now a numeric string of length 4 octets. The type Password is used for the result of the operation GetPassword.

C.4.8 RequestParameter

The enumerated type RequestParameter is no longer allowed to take the value requestCUG-Info. It is used as a component of the type RequestParameterList.

C.4.9 RequestParameterList

The type RequestParameterList is a sequence of components of type RequestParameter. The parameter of the operation SendParameters is a sequence of which one component is of type RequestParameterList.

C.4.10 SentParameter

The type SentParameter is a choice of which one component is of type SubscriberData. It is used as a component of the type SentParameterList.

C.4.11 SentParameterList

The type SentParameterList is a sequence whose components are of type SentParameter. The maximum number of components in the sequence has been reduced from 10 to 6.

The type SentParameterList is used for the result of the operation SendParameters.

C.4.12 SS-Data

The type SS-Data is a sequence of which one component is of type SS-SubscriptionOption. It is used for a component of the type SS-Info.

C.4.13 SS-Info

The type SS-Info is a choice of which one component is of type CUG-Info and another component is of type SS-Data. It is used for the result of the operations RegisterSS, EraseSS, ActivateSS and DeactivateSS, and for components of the type SS-InfoList.

C.4.14 SS-InfoList

The type SS-InfoList is a sequence of components of type SS-Info. It is used for a component of the type SubscriberData.

C.4.15 SS-SubscriptionOption

The type SS-SubscriptionOption was a choice from five components: perCallBasis (used for the CLIR supplementary service); notificationToHeldRetrievedParty (used for the Call Transfer supplementary service); userToUserServiceIndicator (used for the User to User Signalling supplementary service); maximumConfereesNumber (used for the Conference Calling supplementary service); and huntGroupAccessSelectionOrder (used for the Mobile Access Hunting supplementary service. It has been replaced by a choice from two components: cliRestrictionOption (used for the CLIR supplementary service); and overrideCategory (used for the CLIP and COLP supplementary services).

The Call Transfer, User to User Signalling, Conference Calling and Mobile Access Hunting supplementary services are not specified for GSM Phase 1 or GSM Phase 2, so data for these services should not be transferred in a dialogue involving a MAP version 1 entity. These cases will therefore not be discussed further.

The type SS-SubscriptionOption is used for a component of SS-Data and for the parameter of the error SS-SubscriptionViolation.

C.4.16 SubscriberData

The type SubscriberData is a sequence of which one component is of type SS-InfoList. Components of SubscriberData are used as a component of the parameter of the operation InsertSubscriberData; the type is also used for a component of the type SentParameter.

C.5 Changes to parameters of errors

This subclause lists in alphabetical order the errors whose parameters have changed.

C.5.1 CUG-Reject

The error CUG-Reject has an optional parameter of type CUG-RejectCause. The error CUG-Reject is used for the operation SendRoutingInfo.

C.5.2 SS-SubscriptionViolation

The error SS-SubscriptionViolation has an optional parameter of type SS-SubscriptionOption. The error SS-SubscriptionViolation is used for the operations ActivateSS, DeactivateSS, EraseSS and RegisterSS.

C.6 Changes to parameters of operations

This subclause lists in alphabetical order the operations whose parameters have changed, and gives a commentary on the effect of the changes on each operation.

C.6.1 InsertSubscriberData

The parameter of the operation InsertSubscriberData is a sequence of which one component is a sequence of components of SubscriberData. The components of SubscriberData which are affected by the changes listed in subclause C.4 are cug-Info and ss-SubscriptionOption.

The CUG supplementary service is not supported by MAP version 1; CUG-Info should therefore not be used as a component of SubscriberData in a dialogue involving a MAP version 1 entity.

The replacement of the perCallBasis (type BOOLEAN) subscription option by the cliRestrictionOption (type ENUMERATED) for the CLIR supplementary service means that full support for the CLIR supplementary service is not possible if either entity involved can support only MAP version 1.

C.6.2 RegisterSS

The forwardedToNumber component of the parameter of the operation RegisterSS had a maximum length of 10 octets in MAP version 1, as it was of the type ISDN-AddressString. In MAP version 2 the maximum length is 20 octets, as the type is AddressString. The maximum length (9 octets) of the ISDN-AddressString type in MAP version 2 may not be adequate to hold the forwardedToNumber, which is not necessarily an E.164 number; the user may enter the number using the digits for international access rather than the "+" key.

C.6.3 SendParameters

The operation SendParameters uses as its parameter a sequence of which one component is of type RequestParameter. The value requestCUG-Info can no longer be used for this component. The SendParameters operation is used only when interworking with a MAP version 1 entity, and MAP version 1 does not support the GSM Phase 2 CUG supplementary service, so the SendParameters operation should in any case not be used to request CUG information.

C.6.4 SendRoutingInfoForSM

The cug-Interlock component of the parameter of the operation SendRoutingInfoForSM has been deleted. Closed User Group does not apply to the short message service.

C.7 Changes to results of operations

This subclause lists in alphabetical order the operations whose results have changed, and gives a commentary on the effect of the changes on each operation.

C.7.1 ActivateSS

The result of the operation ActivateSS is of type SS-Info. Two data types used for components of SS-Info have suffered incompatible changes: CUG-Info and SS-SubscriptionOption.

The ActivateSS operation does not apply to the CUG supplementary service, so the cug-Info component of SS-Info should never be present in the result of the operation ActivateSS.

The ActivateSS operation does not apply to the CLIP, CLIR or COLP supplementary services, for which the type SS-SubscriptionOption is used, so the ss-SubscriptionOption component of SS-Info should never be present in the result of the operation ActivateSS.

C.7.2 DeactivateSS

The result of the operation DeactivateSS is of type SS-Info. Two data types used for components of SS-Info have suffered incompatible changes: CUG-Info and SS-SubscriptionOption.

The DeactivateSS operation does not apply to the CUG supplementary service, so the cug-Info component of SS-Info should never be present in the result of the operation DeactivateSS.

The DeactivateSS operation does not apply to the CLIP, CLIR or COLP supplementary services, for which the type SS-SubscriptionOption is used, so the ss-SubscriptionOption component of SS-Info should never be present in the result of the operation DeactivateSS.

C.7.3 EraseSS

The result of the operation EraseSS is of type SS-Info. Two data types used for components of SS-Info have suffered incompatible changes: CUG-Info and SS-SubscriptionOption.

The EraseSS operation does not apply to the CUG supplementary service, so the cug-Info component of SS-Info should never be present in the result of the operation EraseSS.

The EraseSS operation does not apply to the CLIP, CLIR or COLP supplementary services, for which the type SS-SubscriptionOption is used, so the ss-SubscriptionOption component of SS-Info should never be present in the result of the operation EraseSS.

C.7.4 GetPassword

The result of the operation GetPassword is of type Password. In MAP version 1 this was a choice between a printable string of length 4 to 8 octets or a numeric string of length 4 octets. It is now a numeric string of length 4 octets. The printable string option was never used in MAP version 1, as indicated by a comment in the ASN.1 in the latest phase 1 version of GSM 09.02.

C.7.5 InterrogateSS

The result of the InterrogateSS operation is a CHOICE; one of the components of the CHOICE is a list of basic services to which the supplementary service applies, which is used for the Call Barring supplementary service. In MAP version 1 this list can in principle have up to 70 members, the number of individual basic services. However Call Barring can apply to only 13 basic service groups. In MAP version 2 the length of the list of basic service codes which can be returned in the result of the InterrogateSS operation is reduced to 13 to reflect this.

C.7.6 RegisterSS

The result of the operation RegisterSS is of type SS-Info. Two data types used for components of SS-Info have suffered incompatible changes: CUG-Info and SS-SubscriptionOption.

The RegisterSS operation does not apply to the CUG supplementary service, so the cug-Info component of SS-Info should never be present in the result of the operation RegisterSS.

The RegisterSS operation does not apply to the CLIP, CLIR or COLP supplementary services, for which the type SS-SubscriptionOption is used, so the ss-SubscriptionOption component of SS-Info should never be present in the result of the operation RegisterSS.

C.7.7 SendParameters

The result of the operation SendParameters is of type SentParameterList, which is a sequence of components of type SentParameter. The maximum number of components in the sequence has been reduced from 10 to 6. MAP version 1 could in principle send 10 sets of CUG-Information, but the supplementary service Closed User Group is not defined for GSM Phase 1, and the MAP version 1 signalling protocol will not support Closed User Group as defined for GSM Phase 2, so a MAP version 1 entity should never request parameters for CUG. The maximum number of sent parameters therefore consists of an IMSI and 5 AuthenticationSets - a total of 6.

The type SentParameter is a choice of which one component is of type SubscriberData. The components of SubscriberData which are affected by the changes listed in subclause C.4 are CUG-Info and ss-SubscriptionOption.

The CUG supplementary service is not supported by MAP version 1; CUG-Info should therefore not be used as a component of SubscriberData in a dialogue involving a MAP version 1 entity.

The replacement of the perCallBasis (type BOOLEAN) subscription option by the cliRestrictionOption (type ENUMERATED) for the CLIR supplementary service means that full support for the CLIR supplementary service is not possible if either entity involved can support only MAP version 1.

C.7.8 SendRoutingInfoForSM

The result of the operation SendRoutingInfoForSM is a sequence of which one component was a choice between location information (optionally with an associated LMSI) and forwarding data; the choice of forwarding data has been removed. Call Forwarding does not apply to the short message service.

C.8 Changes to errors of operations

This subclause lists in alphabetical order the operations whose errors have changed, and gives a commentary on the effect of the changes on each operation.

C.8.1 ActivateSS

The definition of the type SS-SubscriptionOption used for the optional parameter of the error SS-SubscriptionViolation has been changed. However the only use defined for the error SS-SubscriptionViolation is when the user attempts to activate or deactivate a Call Barring supplementary service and the subscription option "Control by Service Provider" has been taken. The MAP version 1 protocol does not define this subscription option, so there is no case when the error SS-SubscriptionViolation will be used with the optional parameter.

C.8.2 DeactivateSS

The definition of the type SS-SubscriptionOption used for the optional parameter of the error SS-SubscriptionViolation has been changed. However the only use defined for the error SS-SubscriptionViolation is when the user attempts to activate or deactivate a Call Barring supplementary service and the subscription option "Control by Service Provider" has been taken. The MAP version 1 protocol does not define this subscription option, so there is no case when the error SS-SubscriptionViolation will be used with the optional parameter.

C.8.3 EraseSS

The definition of the type SS-SubscriptionOption used for the optional parameter of the error SS-SubscriptionViolation has been changed. However the only use defined for the error SS-SubscriptionViolation is when the user attempts to activate or deactivate a Call Barring supplementary service and the subscription option "Control by Service Provider" has been taken, so there is no case when the error SS-SubscriptionViolation will be used for the operation EraseSS.

C.8.4 RegisterSS

The definition of the type SS-SubscriptionOption used for the optional parameter of the error SS-SubscriptionViolation has been changed. However the only use defined for the error SS-SubscriptionViolation is when the user attempts to activate or deactivate a Call Barring supplementary service and the subscription option "Control by Service Provider" has been taken, so there is no case when the error SS-SubscriptionViolation will be used for the operation RegisterSS.

C.8.5 SendRoutingInfo

The definition of the type (CUG-RejectCause) used for the optional parameter of the error CUG-Reject has been changed. However the supplementary service Closed User Group is not defined for GSM Phase 1, and the MAP version 1 signalling protocol will not support Closed User Group as defined for GSM Phase 2, so the error CUG-Reject should not be used in a dialogue involving a MAP version 1 entity.

Annex D (informative): Clause mapping table

D.1 Mapping of Clause numbers

The clause numbers have been modified according to table D.1.

Table D.1: Clause mapping from Version 5.9.0 to Version 6.0.0

Old Clause No (V5.9.0)	New Clause No (V6.0.0)	Old Clause No (V5.9.0)	New Clause No (V6.0.0)
1.1	2	17.*	20.*
1.2	3	18.*	21.*
2.*	4.*	19.*	22.*
3.*	5.*	19.0.*	22.1.*
4.*	6.*	19.1.*	22.2.*
5.*	7.*	19.2.*	22.3.*
6.*	8.*	19.3.*	22.4.*
7.*	9.*	19.4.*	22.5.*
8.*	10.*	19.5.*	22.6.*
9.*	11.*	19.6.*	22.7.*
10.*	12.*	19.7.*	22.8.*
new11.*	13.*	19.8.*	22.9.*
old11.*	14.*	19.9.*	22.10.*
12.*	15.*	19.10.*	22.11.*
13.*	16.*	19.11.*	22.12.*
14.*	17.*	20.*	23.*
15.*	18.*	new22.*	24.*
16.*	19.*	old21.*	25.*

Annex E (informative): Change History

Document history		
V3.0.0	May 1999	Version 3.0.0 created
V3.1.0	September 1999	TSG#4 approval
V3.2.0	November 1999	

SMG#	TDoc	SPEC	VERS	CR	REV	PHASE	CAT	SUBJECT	NEW_VERS	WORKITEM
04	N2-99227	29.002	3.0.0	A002	3	R98	A	Use of E interface	3.1.0	
04	N2-99578	29.002	3.0.0	A003		R98	B	Introduction of TIF-CSI for Call Deflection	3.1.0	
04	N2-99233	29.002	3.0.0	A004		R98	A	Clarification in ASN.1 encoding of O-CSI and T-CSI	3.1.0	
04	N2-99269	29.002	3.0.0	A005		R98	C	Introduction of MSISDN in USSD operation	3.1.0	
04	N2-99650	29.002	3.0.0	A006		R98	A	Modification of the O-CSI ASN.1 structure	3.1.0	
04	N2-99250	29.002	3.0.0	A007		R98	A	Adding of MAP_DELIMITER_req to the Status report operation	3.1.0	
04	N2-99628	29.002	3.0.0	A008		R98	A	Correction to the Purge MS "Detailed procedure in the HLR"	3.1.0	
04	N2-99677	29.002	3.0.0	A009		R98	A	Adding of MNP-indicator to the SRI ack	3.1.0	
04	N2-99228	29.002	3.0.0	A010		R98	F	New subscription options for call forwarding	3.1.0	
04	N2-99585	29.002	3.0.0	A011		R98	C	Adding the support of ANSI SCCP which is required in North America (World Zone 1)	3.1.0	
04	N2-99515	29.002	3.0.0	A012		R98	A	Introduction of 3-digit MNCs correction	3.1.0	
04	N2-99520	29.002	3.0.0	A013		R98	F	Export of NAEA-CIC	3.1.0	
04	N2-99548	29.002	3.0.0	A014		R98	D	Clarification to text to identify how the LSA data relevant in the current VPLMN can be determined	3.1.0	
04	3C99-468	29.002	3.0.0	A015		R97	F	Alignment with 04.80	3.1.0	
04	N2-99519	29.002	3.0.0	A016		R98	A	VBS data	3.1.0	
04	N2-99461	29.002	3.0.0	A017		R98	F	Introduction of Data Missing error to the Resume Call Handling	3.1.0	
04	N2-99583	29.002	3.0.0	A018		R97	F	Removal of 3-digit MNCs	3.1.0	
04	N2-99676	29.002	3.0.0	A019		R98	A	Corrections of mapping from MAP service to TC service	3.1.0	
04	3C99-206	29.002	3.0.0	A020		R98	B	Introduction of UUS service to Resume Call Handling	3.1.0	
05	N2-99906	29.002	3.1.0	021		R99	A	Clarification on VLR CAMEL Subscription Info	3.2.0	CAMEL Phase 2
05	N2-99908	29.002	3.1.0	022		R99	A	Clarification on DestinationNumberCriteria	3.2.0	CAMEL Phase 2
05	N2-99910	29.002	3.1.0	023		R99	A	Removal of TDP-Criteria from RCH	3.2.0	CAMEL Phase 2
05	N2-99934	29.002	3.1.0	025		R99	A	Various corrections related to GGSN-HLR Interface.	3.2.0	GPRS
05	N2-99936	29.002	3.1.0	034		R99	A	Update Location handling for GPRS-only subscription	3.2.0	GPRS
05	N2-99938	29.002	3.1.0	035		R99	A	Correction of OP & AC definitions for NoteMS-PresentForGPRS	3.2.0	GPRS
05	N2-99952	29.002	3.1.0	036		R99	A	Removal of redundant information from RCH	3.2.0	UUS
05	N2-99956	29.002	3.1.0	026		R99	A	OR capability IE in PRN	3.2.0	TEI

SMG#	TDoc	SPEC	VERS	CR	REV	PHASE	CAT	SUBJECT	NEW_VERS	WORKITEM
05	N2-99964	29.002	3.1.0	024	1	R99	A	GMSC-CAMEL phase 2 support IE in PRN	3.2.0	CAMEL Phase 2
05	N2-99A19	29.002	3.1.0	028		R99	A	Alignment of 29.002 with 02.67	3.2.0	eMLPP
05	N2-99A45	29.002	3.1.0	029	1	R99	B	Non-CAMEL IST implementation	3.2.0	IST
05	N2-99B57	29.002	3.1.0	027	2	R99	B	Addition of the information elements and the ASN.1 definitions for Pre-paging	3.2.0	Pre-Paging
05	N2-99C27	29.002	3.1.0	042		R99	A	Clarification on 'Supported CAMEL Phases' in ISD ack	3.2.0	CAMEL Phase 2
05	N2-99C78	29.002	3.1.0	044		R99	A	Editing error correction on VLR capabilities	3.2.0	SoLSA
05	N2-99D06	29.002	3.1.0	043	1	R99	A	Addition of exception handling to the CancellationType	3.2.0	GPRS
05	N2-99D33	29.002	3.1.0	046		R99	A	Clarification of LR-REJECT cause corresponding to RoamingRestrictionDueTo UnsupportedFeature	3.2.0	TEI
05	N2-99D35	29.002	3.1.0	047		R99		Clarification of returning the MSISDN in SRLack	3.2.0	MNP
06	N2-99G06	29.002	3.2.0	033	3	R99	C	Introduction of the Super-Charger Concept in TS 29.002	3.3.0	Super Charger
06	N2-99G18	29.002	3.2.0	032	2	R99	C	Introduction of White Book SCCP in MAP	3.3.0	TEI
06	N2-99G50	29.002	3.2.0	070		R99	A	Addition of GGSN number for the SRIforGPRS	3.3.0	GPRS
06	N2-99J88	29.002	3.2.0	075	1	R99	B	Introduction of Follow Me	3.3.0	Follow Me
06	N2-99K12	29.002	3.2.0	077		R99	A	Use of SSN for GPRS	3.3.0	GPRS
06	N2-99K24	29.002	3.2.0	069		R99	A	Correction of the USSD procedure in the HLR.	3.3.0	USSD & Follow Me
06	N2-99K52	29.002	3.2.0	060	1	R99	C	MAP Impacts for Location Services (LCS)	3.3.0	Location Services
06	N2-99K58	29.002	3.2.0	045	4	R99	B	Authentication Enhancements	3.3.0	Security
06	N2-99K60	29.002	3.2.0	050	5	R99	C	QoS-Subscribed field modification	3.3.0	QoS enhancements
06	N2-99L20	29.002	3.2.0	073	1	R99	C	Introduction of CAMEL Phase 3 in 3G TS 29.002	3.3.0	CAMEL Phase 3
06	N2-99J52	29.002	3.2.0	074		R99	D	Restructuring of MAP Location Management Procedures for the Circuit Switched Domain	3.3.0	TEI
06	N2-99J92	29.002	3.2.0	068		R99	B	Update of SDLs to support Super-Charger	3.3.0	Super-Charger
07	N2B000436	29.002	3.3.1	048	5	R99	B	Introduction of Multicall	3.4.0	Multicall
07	N2B000319	29.002	3.3.1	059	1	R99	B	Alternative solution for ALR	3.4.0	CAMEL phase 3
07	N2B000461	29.002	3.3.1	063	4	R99	B	MNP Database Mismatch	3.4.0	MNP
07	N2B000375	29.002	3.3.1	066	5	R99	B	Addition of the FTN-AddressString	3.4.0	Call Forwarding Enhancements
07	N2B000456	29.002	3.3.1	079	4	R99	C	Correction of SS Invocation Notification for CCBS	3.4.0	CAMEL Phase 3
07	N2A000023	29.002	3.3.1	080		R99	F	Corrections to ATSI, ATM, NCSD	3.4.0	CAMEL Phase 3
07	N2B000046	29.002	3.3.1	083		R99	A	Privacy notification/verification for call related privacy class	3.4.0	Location Services (LCS)
07	N2B000142	29.002	3.3.1	084	2	R99	B	Addition of CS Allocation/retention priority	3.4.0	QoS enhancements
07	N2B000144	29.022	3.3.1	086	1	R99	D	Editorial cleanup of 29.002	3.4.0	TEI
07	N2B000100	29.002	3.3.1	087		R99	A	Correction of LSA information	3.4.0	SoLSA
07	N2B000067	29.002	3.3.1	089		R99	F	Security interworking between release 99 and pre-99 MSC/VLRs	3.4.0	Security
07	N2B000113	29.002	3.3.1	090	1	R99	B	Improving GPRS charging efficiency	3.4.0	GPRS
07	N2B000120	29.002	3.3.1	094	2	R99	C	QoS-Subscribed field enhancements	3.4.0	QoS enhancements
07	N2B000322	29.002	3.3.1	095	1	R99	C	RANAP support on the E-interface	3.4.0	Handover

SMG#	TDoc	SPEC	VERS	CR	RE V	PHASE	C A T	SUBJECT	NEW_VERS	WORKITEM
07	N2B00019 1	29.002	3.3.1	099		R99	B	UMTS Authentication	3.4.0	Security
07	N2B00046 6	29.002	3.3.1	100	5	R99	C	Support of 3G Handover, including Multicall	3.4.0	Multicall
07	N2B00037 2	29.002	3.3.1	101	1	R99	B	Introduction of Service Area Identification	3.4.0	TEI
07	N2B00038 0	29.002	3.3.1	102	2	R99	F	Clarification on Authentication Info Retrieval	3.4.0	Security
07	N2B00033 0	29.002	3.3.1	103	1	R99	B	Addition of UMTS security to MAP B interface	3.4.0	Security
07	N2B00024 4	29.002	3.3.1	104		R99	F	Re-Synchronisation Info	3.4.0	UMTS Security
07	N2B00032 4	29.002	3.3.1	105	1	R99	C	Introduction of additional service parameters for inter-system handover	3.4.0	Handover
07	N2B00028 1	29.002	3.3.1	107		R99	D	Removal of architectural information from clause 4	3.4.0	TEI
07	N2- 000454	29.002	3.3.1	110	1	R99	B	Introduction of Authentication Failure Report	3.4.0	Security
07	N2B00035 7	29.002	3.3.1	111		R99	B	Use of MAP private extensions to implement region-specific requirements	3.4.0	TEI
07	N2B00047 0	29.002	3.3.1	112		R99	A	Prioritisation of MAP application context related to VGCS/VBS	3.4.0	ASCI Phase 2
07	N2B00047 2	29.002	3.3.1	113		R99	F	Correction of SS-Codes for LCS	3.4.0	LCS

History

Document history		
V3.4.0	March 2000	Publication