

ETSI TS 129 079 V11.3.0 (2013-04)



Technical Specification

**Digital cellular telecommunications system (Phase 2+);
Universal Mobile Telecommunications System (UMTS);
LTE;
Optimal media routing within
the IP Multimedia Subsystem (IMS);
Stage 3
(3GPP TS 29.079 version 11.3.0 Release 11)**



Reference

RTS/TSGC-0329079vb30

Keywords

GSM,LTE,UMTS

ETSI

650 Route des Lucioles
F-06921 Sophia Antipolis Cedex - FRANCE

Tel.: +33 4 92 94 42 00 Fax: +33 4 93 65 47 16

Siret N° 348 623 562 00017 - NAF 742 C
Association à but non lucratif enregistrée à la
Sous-Préfecture de Grasse (06) N° 7803/88

Important notice

Individual copies of the present document can be downloaded from:

<http://www.etsi.org>

The present document may be made available in more than one electronic version or in print. In any case of existing or perceived difference in contents between such versions, the reference version is the Portable Document Format (PDF). In case of dispute, the reference shall be the printing on ETSI printers of the PDF version kept on a specific network drive within ETSI Secretariat.

Users of the present document should be aware that the document may be subject to revision or change of status. Information on the current status of this and other ETSI documents is available at

<http://portal.etsi.org/tb/status/status.asp>

If you find errors in the present document, please send your comment to one of the following services:

http://portal.etsi.org/chaicor/ETSI_support.asp

Copyright Notification

No part may be reproduced except as authorized by written permission.
The copyright and the foregoing restriction extend to reproduction in all media.

© European Telecommunications Standards Institute 2013.
All rights reserved.

DECT™, **PLUGTESTS™**, **UMTS™** and the ETSI logo are Trade Marks of ETSI registered for the benefit of its Members.
3GPP™ and **LTE™** are Trade Marks of ETSI registered for the benefit of its Members and
of the 3GPP Organizational Partners.
GSM® and the GSM logo are Trade Marks registered and owned by the GSM Association.

Intellectual Property Rights

IPRs essential or potentially essential to the present document may have been declared to ETSI. The information pertaining to these essential IPRs, if any, is publicly available for **ETSI members and non-members**, and can be found in ETSI SR 000 314: *"Intellectual Property Rights (IPRs); Essential, or potentially Essential, IPRs notified to ETSI in respect of ETSI standards"*, which is available from the ETSI Secretariat. Latest updates are available on the ETSI Web server (<http://ipr.etsi.org>).

Pursuant to the ETSI IPR Policy, no investigation, including IPR searches, has been carried out by ETSI. No guarantee can be given as to the existence of other IPRs not referenced in ETSI SR 000 314 (or the updates on the ETSI Web server) which are, or may be, or may become, essential to the present document.

Foreword

This Technical Specification (TS) has been produced by ETSI 3rd Generation Partnership Project (3GPP).

The present document may refer to technical specifications or reports using their 3GPP identities, UMTS identities or GSM identities. These should be interpreted as being references to the corresponding ETSI deliverables.

The cross reference between GSM, UMTS, 3GPP and ETSI identities can be found under <http://webapp.etsi.org/key/queryform.asp>.

Contents

Intellectual Property Rights	2
Foreword.....	2
Foreword.....	5
1 Scope	6
2 References	6
3 Definitions, symbols and abbreviations	7
3.1 Definitions	7
3.2 Symbols.....	8
3.3 Abbreviations	8
4 General	8
5 Common SDP Procedures	9
5.1 General	9
5.2 Encapsulation of previous SDP information	9
5.2.1 Media level information.....	9
5.2.2 Session level information.....	9
5.3 Determination of codec related SDP information associated to a previous realm instance.....	10
5.4 Modifying codec related information	11
5.4.1 Modifying the format list	11
5.4.2 Modifying preferred configurations.....	11
5.5 Additional handling for SDP answer with actual configuration.....	12
5.6 Procedures specific to OMR attributes.....	12
5.6.1 General.....	12
5.6.2 instance-number.....	12
5.6.3 Session and media checksum calculation	13
5.7 Roaming architecture for voice over IMS with local breakout.....	13
6 IMS-ALG procedures.....	13
6.1 IMS-ALG handling of SDP offer	13
6.1.1 General.....	13
6.1.2 Validating the received SDP offer	13
6.1.3 Deciding whether to allocate a primary local MR and if any previous MR can be bypassed.....	14
6.1.4 Bypassing previous MRs	15
6.1.5 Bypassing no previous MRs	15
6.1.6 Allocating a primary local MR	16
6.1.7 Allocating no primary local MR	16
6.1.8 Allocating secondary local MRs	17
6.1.9 Forwarding SDP offer.....	17
6.2 IMS-ALG handling of SDP answer.....	18
6.2.1 General.....	18
6.2.2 IMS-ALG bypasses an allocated transcoding MR.....	18
6.2.3 IMS-ALG allocates a local transcoding MR when performing proactive transcoding without resource reservation	18
6.2.4 IMS-ALG determines steps required to complete the handling of the SDP answer	19
6.2.5 Receiving an unspecified connection address and a visited-realm instance	20
6.2.6 Receiving an unspecified connection address and a secondary-realm instance.....	20
6.2.7 Other handling when no primary local MR allocated	20
6.2.8 Retaining a primary or secondary local MR	21
6.2.9 Forwarding the SDP answer	22
6.3 IMS-ALG OMR media resource operations	22
6.3.1 General.....	22
6.3.2 IMS-ALG operations	22
6.4 Handling of connected IP realms	23

7	UA Procedures	23
7.1	UA sending an SDP offer	23
7.2	UA receiving an SDP offer	24
7.2.1	General	24
7.2.2	Validating the incoming SDP offer	24
7.2.3	UA may choose an alternate realm instance to bypass an upstream MR	24
7.3	UA receiving an SDP answer	25
7.3.1	General	25
7.3.2	Receiving SDP answer with an unspecified connection address	25
7.3.3	Receiving SDP answer with a valid connection address	25
7.4	UA OMR media resource operations	25
7.4.1	General	25
7.4.2	UA operations	25
7.5	Handling of connected IP realms	26
8	Subsequent SDP offer/answer transactions	26
8.1	General	26
8.2	Procedures to minimize changes in OMR outcome	26
Annex A (informative): Signalling flows		28
A.1	Scope of signalling flows	28
A.2	Introduction	28
A.3	Media bypassing all IMS-ALGs	29
A.3.1	General	29
A.3.2	Message flow	29
A.4	IMS-ALG allocates a local transcoding MR when performing proactive transcoding without resource reservation	41
A.4.1	General	41
A.4.2	Message flow	41
A.5	IMS-ALG bypasses an allocated transcoding MR	60
A.5.1	General	60
A.5.2	Message flow	61
A.6	Loopback routing via an intermediate network	75
A.6.1	General	75
A.6.2	Message flow	76
Annex B (informative): Change history		96
History		97

Foreword

This Technical Specification has been produced by the 3rd Generation Partnership Project (3GPP).

The contents of the present document are subject to continuing work within the TSG and may change following formal TSG approval. Should the TSG modify the contents of the present document, it will be re-released by the TSG with an identifying change of release date and an increase in version number as follows:

Version x.y.z

where:

- x the first digit:
 - 1 presented to TSG for information;
 - 2 presented to TSG for approval;
 - 3 or greater indicates TSG approved document under change control.
- y the second digit is incremented for all changes of substance, i.e. technical enhancements, corrections, updates, etc.
- z the third digit is incremented when editorial only changes have been incorporated in the document.

1 Scope

The present document defines optional Optimal Media Routing (OMR) procedures that can be applied by entities in the IP Multimedia Subsystem (IMS) that control media resources and are capable of manipulating the Session Description Protocol (SDP) as defined by IETF RFC 4566 [6].

The OMR procedures in the present specification relate to the handling of OMR-specific SDP attributes that are documented in TS 24.229 [4]. The OMR procedures use SDP offer/answer related procedures in IETF RFC 3264 [5] and in 3GPP TS 24.229 [4] in a backward-compatible manner.

The 3GPP network architecture, including the configuration and network entities of the IMS, is defined in 3GPP TS 23.002 [2]. The stage 2 of the IMS is defined 3GPP TS 23.228 [3]. Annex Q of 3GPP TS 23.228 [3] documents the architecture and call flows for OMR.

The OMR procedures in this document are applicable to the following IMS entities that perform as an IMS-ALG or UA according to 3GPP TS 24.229 [4] and that control media resources:

- an IBCF acting as an IMS-ALG;
- a P-CSCF acting as IMS-ALG;
- an AS acting as B2BUA and adapting IMS-ALG procedures to control an MRF;
- an AS acting as B2BUA and adapting UA procedures to control an MRF; and
- an MGCF acting as UA.

NOTE 1: An AS acting as B2BUA to perform application functions such as conferencing or announcements will normally perform separate originating and terminating UA procedures, treating the media resource as an endpoint. An AS acting as B2BUA offering transcoding options will typically follow IMS-ALG procedures.

NOTE 2: The controlled media resource can be a TrGW, IMS-AGW, MRF, or a media function of the entity performing OMR.

The OMR procedures are not applicable for an UE.

2 References

The following documents contain provisions which, through reference in this text, constitute provisions of the present document.

- References are either specific (identified by date of publication, edition number, version number, etc.) or non-specific.
- For a specific reference, subsequent revisions do not apply.
- For a non-specific reference, the latest version applies. In the case of a reference to a 3GPP document (including a GSM document), a non-specific reference implicitly refers to the latest version of that document *in the same Release as the present document*.

- [1] 3GPP TR 21.905: "Vocabulary for 3GPP Specifications".
- [2] 3GPP TS 23.002: "Network architecture".
- [3] 3GPP TS 23.228: "IP multimedia subsystem; Stage 2".
- [4] 3GPP TS 24.229: "IP multimedia call control protocol based on Session Initiation Protocol (SIP) and Session Description Protocol (SDP); Stage 3"
- [5] IETF RFC 3264: "An Offer/Answer Model with Session Description Protocol (SDP)".

- [6] IETF RFC 4566: "SDP: Session Description Protocol".
- [7] IETF RFC 2617: "HTTP Authentication: Basic and Digest Access Authentication".
- [8] IETF RFC 3605: "Real Time Control Protocol (RTCP) attribute in Session Description Protocol (SDP)".
- [9] 3GPP TS 29.238: "Interconnection Border Control Functions (IBCF) – Transition Gateway (TrGW) interface, Ix Interface; Stage 3".
- [10] 3GPP TS 29.334: "IMS Application Level Gateway (IMS-ALG) – IMS Access Gateway (IMS-AGW); Iq Interface; Stage 3".
- [11] IETF RFC 4240: "Basic Network Media Services with SIP".
- [12] IETF RFC 3260: "Media Control Channel Framework".
- [13] IETF RFC 6505: "A Mixer Control Package for the media Control Channel Framework".
- [14] 3GPP TS 29.332: "Media Gateway Control Function (MGCF) – IM Media Gateway Mn Interface".
- [15] 3GPP TS 23.334: "IP Multimedia Subsystem (IMS) Application Level Gateway (IMS-ALG) – IMS Access Gateway (IMS-AGW) interface: Procedures descriptions".
- [16] 3GPP TS 29.162: "Interworking between the IM CN subsystem and IP networks".
- [17] 3GPP TS 29.163: "Interworking between the IP Multimedia (IM) Core Network (CN) subsystem and Circuit Switched (CS) networks".
- [18] IETF RFC 5552: "SIP Interface to VoiceXML Media Services".
- [19] IETF RFC 4117: "Transcoding Services Invocation in the Session Initiation Protocol (SIP) Using Third Party Call Control (3pcc)".
- [20] IETF RFC 5939: "Session Description Protocol (SDP) Capability Negotiation".
- [21] IETF RFC 2234: "Augmented BNF for Syntax Specification: ABNF".

3 Definitions, symbols and abbreviations

3.1 Definitions

For the purposes of the present document, the terms and definitions given in 3GPP TR 21.905 [1], and the following apply. A term defined in the present document takes precedence over the definition of the same term, if any, in 3GPP TR 21.905 [1].

Codec: A media configuration for a media line in SDP that is specified by one or more formats in the format list of the m-line, by one or more preferred configurations (pcfg) associated with the media line, or by a combination of both.

Codec Change: Any modification to the media configurations for the media line in the format list or the list of preferred configurations.

Codec List: Either the format list of the m-line, or a combination of all the preferred configurations and the format list for the media line.

Connected IP realm: Compared to a reference IP realm, a connected IP realm is one identified with a different unique name where all IP endpoints in the two IP realms are mutually reachable (accessible) by means of IP routing without address translation. Interconnection between the IP realms may be via direct link, via IP tunnel through other networks, via IP routing through intermediate networks, or via any other method of internetworking as long as their IP endpoints

are mutually reachable. The property of connectedness is symmetric but not necessarily transitive. In particular, two IP realms connected to a reference IP realm are not necessarily themselves connected.

Incoming termination: The termination at an MR in the direction from where an incoming SDP offer is being received at the IMS-ALG that is controlling the MR.

IP realm: A collection of IP endpoints identified by a unique name, where all IP endpoints are mutually reachable by means of IP routing without address translation.

Media resource: An IMS Network entity that provides resources to process media streams and is controlled by an entity applying OMR procedures. A TrGW, BGW, MRF, or a function internal to the entity performing OMR can be a media resource.

Loopback routing: A method of routing a SIP request back to the visited network for local breakout according to the Roaming Architecture for Voice over IMS with Local Breakout as specified in 3GPP TS 24.229 [4].

Outgoing termination: The termination at an MR in the direction towards where an outgoing SDP offer is being sent at the IMS-ALG that is controlling the MR.

3.2 Symbols

For the purposes of the present document, the following symbols apply:

Ix	Reference Point between IBCF and TrGW
Iq	Reference Point between the P-CSCF and the IMS Access Gateway

3.3 Abbreviations

For the purposes of the present document, the abbreviations given in 3GPP TR 21.905 [1], in 3GPP TS 23.228 [3] and the following apply. An abbreviation defined in the present document takes precedence over the definition of the same abbreviation, if any, in 3GPP TR 21.905 [1] or in 3GPP TS 23.228 [3].

ALG	Application Level Gateway
B2BUA	Back-to-Back User Agent
IC	Interconnection
ICE	Interactive Connectivity Establishment
MR	Media Resource
OMR	Optimal Media Routing
TRF	Transit and Roaming Function
UA	User Agent

4 General

The procedures in clause 5, clause 6 and clause 7 shall apply separately to each media line with non-zero port value in each SDP message, and shall apply separately to each SDP offer/answer transaction. In the presence of forking of a SIP INVITE request that includes an SDP offer, the OMR procedures for handling of the SDP offer apply once for all forked dialogs, and the OMR procedures for handling of the corresponding SDP answer apply independently to each dialog. Entities supporting OMR use the OMR-specific SDP extension attributes defined in 3GPP TS 24.229 [4].

OMR builds on the ALG NAT traversal model and is not consistent with ICE.

OMR does not modify the SIP signalling route path and usually does not modify the flow of SIP messages except in some cases when transcoding options are offered.

5 Common SDP Procedures

5.1 General

The IMS-ALG or UA using the OMR procedures in clause 6 or clause 7, respectively, shall additionally use the procedures in this subclause when manipulating SDP.

5.2 Encapsulation of previous SDP information

5.2.1 Media level information

If an IMS-ALG forwards an SDP offer and for a given media line:

- adds or removes offered format(s);
- modifies the transport protocol;
- adds or removes other corresponding media level SDP attribute(s) than "visited-realm", "secondary-realm", "omr-codecs", "omr-m-att", "omr-s-att", "omr-m-bw", "omr-s-bw", "omr-s-cksum" or "omr-m-cksum" attributes;
- modifies the value of other corresponding media level SDP attribute(s) than "visited-realm", "secondary-realm", "omr-codecs", "omr-m-att", "omr-s-att", "omr-m-bw", "omr-s-bw", "omr-s-cksum" or "omr-m-cksum" attributes;
- adds or removes corresponding media level SDP bandwidth line(s); or
- modifies the value of corresponding media level SDP bandwidth line(s),

then the IMS-ALG shall apply the procedures below to encapsulate all media level information of the corresponding media line.

The IMS ALG shall encapsulate the received transport protocol and format list of the corresponding media line within an "omr-codecs" attribute and add this attribute as a media level attribute for the corresponding media line.

The IMS ALG shall encapsulate each received attribute of the corresponding media line within an "omr-m-att" attribute and add this attribute as a media level attribute for the corresponding media line.

The IMS ALG shall encapsulate each received bandwidth line of the corresponding media line within an "omr-m-bw" attribute and add this attribute as media level attribute for the corresponding media line.

If the IMS-ALG received any visited-realm instances in the SDP offer, the IMS-ALG shall supply the instance number one above the highest instance number in the received SDP offer as instance number within the "omr-codecs", the "omr-m-att" and "omr-m-bw" attribute(s). Otherwise the IMS-ALG shall supply the instance number 2.

5.2.2 Session level information

If an IMS-ALG forwards an SDP offer and:

- encapsulated any media level information according to the conditions in subclause 5.2.1;
- adds or removes any session level SDP attribute(s);
- modifies the value of any session level SDP attribute(s);
- adds or removes session level SDP bandwidth line(s); or
- modifies the value of session level SDP bandwidth line(s),

then the IMS-ALG shall apply the procedures below to encapsulate all session level information.

The IMS ALG shall encapsulate each received session-level attribute within an "omr-s-att" attribute and add this attribute as a media level attribute for every media line.

The IMS ALG shall encapsulate each received session-level bandwidth line within an "omr-s-bw" attribute and add this attribute as a media level attribute for every media line.

If the IMS-ALG received any visited-realm instances in the SDP offer, the IMS-ALG shall supply the instance number one above the highest instance number in the received SDP offer as instance number within the "omr-s-att" and "omr-s-bw" attribute(s). Otherwise the IMS-ALG shall supply the instance number 2.

NOTE 1: The instance number 1 is reserved for the incoming SDP offer when it contains no visited-realm instance.

NOTE 2: The remaining SDP session level attributes (e.g., the "o" line) are not modified by the OMR procedures.

5.3 Determination of codec related SDP information associated to a previous realm instance

When deciding to bypass some previous MR, an IMS-ALG needs to determine the SDP information which is applicable together with the visited-realm instance or secondary-realm instance that the IMS selects for the bypass (see subclause 6.1). The IMS-ALG will include that SDP information in a forwarded SDP offer or perform additional modifications on top of it, e.g., to offer transcoding at its own MR.

To determine the codec related SDP information associated to that previous realm instance for the media line, the IMS-ALG shall use the procedures below.

- 1) If any "omr-codecs", "omr-m-att", or "omr-m-bw" attributes with a higher instance number than the previous visited-realm instance or secondary-realm instance exist for a media line, the IMS-ALG shall consider the information within the set of attributes with the lowest instance number among those as follows:
 - the IMS-ALG shall replace the transport format and media formats in the media line with the transport format and media formats from the "omr-codecs" attribute with this instance number;
 - the IMS-ALG shall retain all the "visited-realm", "secondary-realm", "omr-s-cksum", "omr-m-cksum", "omr-codecs", "omr-m-att", "omr-s-att", "omr-m-bw" and "omr-s-bw" attributes for the media line and replace all other SDP a-line(s) for the media line with the attributes extracted from the "omr-m-att" attribute(s) with this instance number; and

NOTE 1: This procedure only describes update to codec related SDP information. Clauses 6 and 7 describe the corresponding modifications to the OMR related attributes.

- the IMS-ALG shall replace the SDP b-line(s) for the media line with the b-line(s) extracted from the "omr-m-bw" attributes with this instance number.

Otherwise, the IMS-ALG shall use the SDP a-lines, b-lines, transport format and list of media formats of the corresponding media line.

- 2) If any "omr-s-att" or "omr-s-bw" attributes with a higher instance number than the previous visited-realm instance or secondary-realm instance exist, the IMS-ALG shall consider the information within the set of attributes with the lowest instance number among those as follows:
 - If the same attributes are provided for each media line, the IMS ALG shall replace all session-level SDP a-lines and b-lines with the encapsulated attributes and bandwidth within the "omr-s-att" attributes and "omr-s-bw" attributes of one media line as session level attributes and bandwidth, and may apply attribute or bandwidth modifier specific logic to verify and possibly adjust the session-level information from "omr-s-att" and "omr-s-bw" attributes and media level information determined as described above;

NOTE 2: Verification helps in the possible event of splitting media lines by intermediate entities.

- otherwise the IMS-ALG shall apply attribute or bandwidth modifier specific logic to derive appropriate session-level information from "omr-s-att" and "omr-s-bw" attributes and media level information determined as described above, or delete all those encapsulated attributes and all session-level SDP a-lines and b-lines.

NOTE 3: In the possible event of merging of media lines by intermediate entities, there may be inconsistencies in the encapsulated session level a-lines and/or b-lines.

- 3) Otherwise, the IMS-ALG shall use the session-level SDP a-lines and b-lines.

For an SDP offer with several media lines, an IMS-ALG applies the OMR algorithm separately for each media line and can select different optimised paths. In such a case, the session-level attributes and bandwidth information determined by the above algorithm can differ for different optimised paths, depending on the selected visited-realm instance or secondary-realm instance for each media line. The IMS-ALG may then apply attribute or bandwidth modifier specific logic to determine the appropriate session-level information or discard conflicting information. An IMS-ALG may also apply a policy not to choose different optimised paths for different media to avoid such conflicts.

NOTE 4: Upon receiving an SDP offer and validating the OMR attributes in the SDP offer, but before making any codec changes to the SDP offer, the IMS-ALG supporting OMR can delete any unsupported attributes from the SDP offer, e.g., attributes associated with capability negotiation. The IMS-ALG supporting OMR can also delete any ignored attributes, e.g., due to lack of support of a required extension to capability negotiation, as determined by the *creq* attribute defined in IETF RFC 5939 [20].

5.4 Modifying codec related information

5.4.1 Modifying the format list

When forwarding an SDP offer, the IMS-ALG should not make changes to the attributes associated with a format remaining in the format list of the m-line that require the allocation of an MR to translate the media payload between the format described by the received SDP offer and the format described by the forwarded SDP offer.

NOTE 1: Examples include changing between AMR octet-aligned and bandwidth-efficient modes, and incompatible AMR mode-sets.

To add a codec to the format list of the m-line in the SDP offer to be forwarded, the IMS-ALG shall either:

- add a media format to the format list on the media line that is different from any format in the "omr-codecs" attributes for the media line, along with any necessary media attributes, or
- re-insert a format from an "omr-codecs" attribute for the media line that is not in the current format list, along with the corresponding attributes for the format with the same instance number in "omr-m-att" attributes.

NOTE 2: This procedure avoids the potential need to retain a media resource to perform format mapping when performing proactive transcoding, if the bypass decision is based on the SDP answer.

5.4.2 Modifying preferred configurations

When forwarding an SDP offer, the IMS-ALG supporting SDP capability negotiation shall only make a change to a preferred configuration in the incoming SDP offer without changing the configuration number if the change is backward compatible. A backward compatible change is one that, if it is selected as the actual configuration, does not require the allocation of an MR to translate the media payload between the format described by the received SDP offer and the format described by the forwarded SDP offer, and does not require modification of the actual configuration number when forwarding the SDP answer. This applies to the preferred configuration (*pcfg*) itself and any capabilities referenced in the *pcfg*.

NOTE 1: It is recommended that an IMS-ALG not make any codec list changes to an SDP offer that includes any mandatory session capabilities unless it also deletes all attributes associated with capability negotiation as if capability negotiation were not supported.

To make any of the following changes to a preferred configuration in the SDP offer:

- to change the priority of the preferred configuration with respect to others;
- to allow insertion of a new preferred configurations with higher priority;
- to allow reassignment of another preferred configuration to a higher priority; or
- to make any other changes to a preferred configuration that are not backward compatible and cannot be realized by inserting a new preferred configuration,

the IMS-ALG shall reassign the configuration number to one unused in the SDP offer or in any of the encapsulated information for the media line in the SDP offer and add any necessary capability attributes.

NOTE 2: Changing the priority of a codec or preferred configuration increases the possibility of introducing a transcoding function that is not otherwise needed. Normally new or changed preferred configurations are assigned with higher configuration numbers (of lower priority) than existing preferred configurations.

When forwarding an SDP offer, the IMS-ALG supporting SDP capability negotiation shall not change any existing SDP capneg capability attributes, but may insert additional capability attributes.

The IMS-ALG may delete a preferred configuration from the SDP offer. However, the IMS-ALG shall not delete any unreferenced capability attributes.

If the IMS-ALG desires to add a preferred configuration, it should search for an equivalent or backward compatible preferred configuration within the encapsulated codec related information. If it finds such a suitable preferred configuration, the IMS-ALG should reuse the configuration number from the encapsulated preferred configuration if the resulting priority with respect to other preferred configurations is acceptable.

To add a new preferred configuration to the media line of the SDP offer that is different from and not backward compatible with any pcfg attribute in encapsulated codec information for the media line, the IMS-ALG shall allocate a new configuration number for the new preferred configuration with a configuration number unused by any other preferred configuration within the SDP offer or within the encapsulated codec related information.

5.5 Additional handling for SDP answer with actual configuration

In subclause 6.2.2 and subclause 6.2.8 step 4), if the media line in the SDP answer includes an actual configuration, the IMS-ALG should perform the following procedure to determine if the codecs in the SDP answer are supported by a previous version of the received SDP offer:

The IMS-ALG should compare the actual configuration with SDP capneg preferred configurations in encapsulated codec related information to determine if previous realm instances are associated with matching codec related information. The actual configuration matches a preferred configuration:

- if the preferred configuration has the same configuration number as the actual configuration; or
- if the capabilities listed in the actual configuration match the capabilities available in the preferred configuration in the SDP offer.

NOTE: An IMS-ALG can choose not to compare the SDP capneg actual configuration with encapsulated preferred configurations, or only to compare configuration numbers, but this may lead to a failure to find opportunities to bypass previous realm instances. However, SDP capneg procedures recommend that the offerer performs a second offer-answer exchange where the actual configuration is offered in normal SDP. Missed opportunities to bypass previous realm instances could still be found during this second offer-answer exchange.

If the IMS-ALG selected a preferred configuration with a different configuration number than the actual configuration for bypassing a previous realm, the IMS-ALG shall change the capability number of the actual configuration to equal the capability number of the matching preferred configuration before forwarding the SDP answer.

5.6 Procedures specific to OMR attributes

5.6.1 General

This subclause describes additional procedures specific to SDP attributes associated with OMR specified in 3GPP TS 24.229 [5].

5.6.2 instance-number

When creating a new visited-realm instance for a media line in an SDP offer, the IMS-ALG shall assign an instance-number value for the instance that is "1" higher than the highest existing instance-number value for any visited-realm attribute for any media line in the received SDP offer, starting with the value "1" if there are no such attributes in the SDP offer. If IMS-ALG adds visited-realm instances for several media lines, it shall use the same instance-number.

A UA creating a visited-realm instance for a media line in an SDP offer shall assign an instance-number value "1" for the instance.

5.6.3 Session and media checksum calculation

An IMS ALG or UA supporting OMR shall determine a session level checksum and a media level checksum for each media line containing a visited-realm SDP attribute.

The session level checksum shall be calculated by summing all the hex values of the individual ASCII characters (excluding all white space) of the "b" and "a" session level lines. The media level checksum shall be calculated by summing all the hex values of the individual ASCII characters (excluding all white space) of the "m", "b", and "a" media level lines including attributes specific to OMR but excluding the session and media level checksum attribute lines themselves.

When there are no "b" or "a" session level lines to calculate the session level checksum, the session level checksum is set to "0".

5.7 Roaming architecture for voice over IMS with local breakout

In a network supporting the roaming architecture for voice over IMS with local breakout OMR related policies may depend on the identification of a roaming architecture for voice over IMS with local breakout session.

An IBCF acting as an IMS-ALG can identify a session to be a roaming architecture for voice over IMS with local breakout session as specified in 3GPP TS 24.229 [5], subclause 5.10.9.

6 IMS-ALG procedures

6.1 IMS-ALG handling of SDP offer

6.1.1 General

Upon receiving an SDP offer, the IMS-ALG supporting OMR shall apply the procedures in the following subclauses for each media line with non-zero port value.

6.1.2 Validating the received SDP offer

If any of the following conditions are true:

- 1) the received SDP offer includes any OMR attributes for the media line, but no visited-realm instance;
- 2) the connection-address and port information in the visited-realm instance with the highest value of instance-number for the media line does not match the connection address and port information for the media line; or
- 3) one of the following conditions are true:
 - the "omr-m-cksum" attribute does not match the checksum value computed for the media line as described in subclause 5.6.3; or
 - based on local policy, if the "omr-m-cksum" attribute matches the computed media line checksum, but the "omr-s-cksum" attribute does not match the checksum value computed for the session level lines as described in subclause 5.6.3,

then the IMS-ALG shall remove all OMR attributes associated with the media line from the received SDP offer and use the modified SDP offer as the received SDP offer in the procedures in the following subclauses.

6.1.3 Deciding whether to allocate a primary local MR and if any previous MR can be bypassed

The IMS-ALG considers information in the received SDP offer and applies local policy to decide whether to allocate a primary local MR and if it is to bypass any previous MRs.

NOTE: An IMS-ALG can revise these decisions when receiving the SDP answer, applying procedures in subclause 6.2.

The IMS ALG shall perform the following steps:

- 0) If the connection address for the media line in the received SDP offer is the unspecified address, then the IMS-ALG should:
 - a) select to not allocate a primary local MR (regardless of local policy), and to not bypass any previous MRs;
 - b) convert the unspecified address in the connection address for the media line in the received SDP offer to the addrtype of the outgoing IP realm, if necessary;
 - c) if subsequently choosing to perform proactive transcoding in subclause 6.1.7, then select to perform proactive transcoding without resource reservation (regardless of local policy);
 - d) select to not add secondary-realm instances to the modified SDP offer when performing the procedure in subclause 6.1.8 (regardless of local policy); and
 - e) skip to step 6),
- 1) If all of the following conditions apply:
 - a) local policy does not require the allocation of an MR for any non-OMR related reason (e.g. for hosted NAPT traversal on the incoming signalling path, or for legal interception); and
 - b) the IP realm, nettype and addrtype for the outgoing signalling path is the same as the IP realm, nettype and addrtype associated with a visited-realm or secondary-realm instance for the media line
 - such that the instance has an instance-number value i that is less than the highest instance-number value n associated with the media line in the received SDP offer; and
 - such that the instance i is associated with a codec list, determined using the procedures in clause 5.3, which includes all codecs required by local policy, unless the IMS-ALG has a policy to offer the missing codecs proactively without reserving an MR,

then the IMS-ALG shall store an indication that the allocation of a primary local MR is not required and shall store the realm instances with instance-number greater than i , which are associated with MRs that can be bypassed without allocating a primary local MR.

- 2) If the following condition applies:
 - a) the IMS-ALG controls an MR with access to an IP realm or connected IP realm, nettype and addrtype associated with a visited-realm or secondary-realm instance for the media line
 - such that the instance has an instance-number value j that is less than the highest instance-number value n associated with the media line in the received SDP offer; and
 - such that the instance j is associated with a codec list, determined using the procedures in clause 5.3, which includes all codecs required by local policy, unless such codecs are provided at a local MR via transcoding,

then the IMS-ALG shall store the realm instances with instance-number greater than j , which are associated with MRs that can be bypassed when allocating a primary local MR.

- 3) If all of the following conditions apply:
 - a) the condition in step 1) does not apply;

- b) the IP realm, nettype and addrtype for the outgoing signalling path is the same as the IP realm, nettype and addrtype for the incoming signalling path;
- c) the codec list in the received SDP offer, determined from the SDP m-line and associated non-OMR attribute lines, includes all codecs required by local policy, unless the IMS-ALG has a policy to offer the missing codecs proactively without reserving an MR; and
- d) local policy does not require the allocation of an MR for any non-OMR related reason (e.g. for hosted NAPTR traversal on the incoming signalling path, or for legal interception),

then the IMS-ALG shall store an indication that the allocation of a primary local MR is not required and that no MRs can be bypassed when no primary local MR is allocated.

- 4) If an indication that the allocation of a primary local MR is not required has been stored in steps 1) or 3),
 - then the IMS-ALG shall compare the realm instances (and MRs) that can be bypassed with or without allocation of a primary local MR, as determined in steps 1), 2) and 3), and shall use local policy to select whether to allocate a primary local MR,
 - else the IMS-ALG shall select to allocate a primary local MR,

NOTE: Usually the decision is made based on which choice retains the smallest total number of MRs in the media path, but local policy may apply other criteria.

- 5) If the IMS-ALG selected in step 4) to allocate a primary local MR, then the IMS-ALG shall:
 - if one or more realm instances can be bypassed when allocating a primary local MR, then store instance-number value $k=j$ and apply the procedures in subclause 6.1.4 to bypass previous MRs, else apply the procedures in subclause 6.1.5 to not bypass previous MRs; and
 - apply the procedures in subclause 6.1.6 to allocate a primary local MR.
- 6) If the IMS-ALG selected in step 4) to not allocate a primary local MR, then the IMS-ALG shall:
 - if one or more realm instances can be bypassed when not allocating a primary local MR, then store instance-number value $k=i$ and apply the procedures in subclause 6.1.4 to bypass previous MRs, else apply the procedures in subclause 6.1.5 to not bypass previous MRs; and
 - apply the procedures in subclause 6.1.7 to not allocate a primary local MR.

6.1.4 Bypassing previous MRs

If the IMS-ALG decides (applying the criteria in subclauses 6.1.3, 6.2.2, 6.2.3 or 6.2.8) to bypass a previous MR, the IMS-ALG shall:

- 1) use the connection address and port information from the selected instance k for the media line in the received SDP offer as incoming connection address and incoming port information for the media line in the subsequent steps;
- 2) reconstruct the associated codec information for the media line in the received SDP offer from the selected instance k as described in subclause 5.3, and use that codec information as incoming codec information in the subsequent steps; and
- 3) delete every OMR attribute for the media line with instance-number value higher than k .

6.1.5 Bypassing no previous MRs

If the IMS-ALG decides (applying the criteria in subclauses 6.1.3, 6.2.2 or 6.2.3) not to bypass any previous MR, the IMS-ALG shall:

- 1) use the connection-address from the SDP c-line in the received SDP offer as incoming connection-address in subsequent steps;
- 2) use the port information from the SDP m-line in the received SDP offer as incoming port information in subsequent steps; and

- 3) use the codec information from the SDP m-line and associated non-OMR attribute lines in the received SDP offer as incoming codec information in the subsequent steps.

6.1.6 Allocating a primary local MR

If the IMS-ALG decides (applying the criteria in subclauses 6.1.3 or 6.2.3) to allocate a local MR, the IMS-ALG shall:

- 1) if no MR context has been allocated due to a previous SDP offer-answer exchange, allocate an MR context with access to the IP realms, nettypes and addrtypes associated with the incoming connection address and port information determined in subclause 6.1.4 or 6.1.5, and the outgoing signalling path, respectively applying procedures as described in subclause 6.3;
- 2) if the IMS-ALG is not performing hosted NAPTR traversal on the incoming side, then insert the incoming connection address and incoming port information for the media line, as determined in subclause 6.1.4 or 6.1.5, into the remote connection address and port information for the incoming termination on the MR;
- 3) if the IMS-ALG is performing hosted NAPTR traversal on the incoming side, then discover the remote connection address and port information for the incoming termination on the MR using latching or other unspecified technique;
- 4) if codec information is to be provided to the allocated MR on the incoming termination, provide to the MR the incoming codec information as determined in subclause 6.1.4 or 6.1.5;

NOTE: The IMS-ALG can defer the allocation of an MR termination at the incoming side and the related procedures in steps 1) to 4) until it processes the SDP answer.

- 5) if the IMS-ALG requires according to local policy that its MR remain in the media path for reasons unrelated to OMR, remove all OMR specific attributes from the modified SDP offer;
- 6) if there is no visited-realm instance associated with the connection address and port information for the media line in the received (and possibly modified) SDP offer, and there is no local policy prohibiting removal of the allocated MR, then construct and add this visited-realm instance to the modified SDP offer;
- 7) replace the connection address and port information for the media line in the modified SDP offer with the connection address and port information from the MR termination on the outgoing side;
- 8) make any codec changes to incoming codec information, as determined in subclause 6.1.4 or 6.1.5, according to local policy, taking into account the procedures in clause 5.4, and insert the changed codec information into the SDP m-line and associated attribute lines of the modified SDP offer;
- 9) if codec information is to be provided to the allocated MR for the outgoing termination, provide to the MR the modified codec information derived in step 8); and
- 10) add to the modified SDP offer a visited-realm instance for the IP realm associated with the connection address and port information for the media line in the modified SDP offer, including the incoming codec information encoded according to clause 5.2 if any codec changes were inserted in step 8).

6.1.7 Allocating no primary local MR

If the IMS-ALG decides (applying the criteria in subclauses 6.1.3 or 6.2.2) not to allocate a primary local MR, the IMS-ALG shall:

- 1) decide according to local policy if the IMS-ALG performs any codec changes to the incoming codec information, as determined in subclause 6.1.4 or 6.1.5, without allocating an MR (i.e., for proactive transcoding without resource reservation);

NOTE: The IMS-ALG can only make codec changes if the available SIP signalling allows the IMS-ALG to initiate a 2nd SDP offer/answer transaction if necessary to allocate a transcoding MR after receipt of the SDP answer, as described in subclause 6.2.3.

- 2) if the IMS-ALG decided in step 1) to perform any codec changes, then
 - a) if there is no visited-realm instance associated with the connection address and port information for the media line in the received SDP offer, then construct and add this visited-realm instance;

- b) make the codec changes to incoming codec information according to local policy, taking into account the procedures in clause 5.4, and insert the changed codec information into the SDP m-line and associated attribute lines of the modified SDP offer; and
 - c) add to the modified SDP offer a visited-realm instance with the same IP realm, connection address and port information as the previous visited-realm instance (after a possible execution of step 3 in subclause 6.1.4 for the media line, including the incoming codec information encoded according to clause 5.2),
- 3) if the IMS-ALG decided in step 1) not to perform any codec changes, then
 - a) insert the incoming codec information, determined in subclause 6.1.4 or 6.1.5 into the SDP m-line and associated attribute lines of the modified SDP offer.
 - 4) use the incoming connection address, determined in subclause 6.1.4 or 6.1.5, as the connection address in the SDP c-line of the modified SDP offer; and
 - 5) use the incoming port information as determined in previous steps as port information in the SDP m-line of the modified SDP offer.

6.1.8 Allocating secondary local MRs

According to local policy, the IMS-ALG may allocate a secondary MR for each combination of IP realm, nettype and addrttype on the outgoing side for which the IMS-ALG can allocate an MR context. However, if the IMS-ALG does not require a local MR for non-OMR reasons, the IMS ALG should only allocate a secondary MR for a combination of IP realm, nettype and addrttype if the IP realm, nettype and addrttype are not represented by a visited-realm or secondary-realm instance for the media line in the SDP offer. To allocate a secondary MR, the IMS-ALG shall:

- 1) if no MR context has been allocated due to a previous SDP offer-answer exchange, allocate an MR context for the IP realm, nettype and addrttype on the outgoing side, using the incoming connection address and incoming port information for the media line, determined in subclause 6.1.4 or 6.1.5, as the remote connection address and port information for the incoming termination;
- 2) if codec information is to be provided to the allocated MR for the incoming termination, provide to the MR the incoming codec information, as determined in subclause 6.1.4 or 6.1.5;

NOTE: The IMS-ALG can defer the allocation of an MR termination at the incoming side and the related procedures in steps 1) and 2) until it processes the SDP answer.

- 3) if any codec information is to be provided to the allocated MR for the outgoing termination, provide to the MR the codec information from the SDP m-line and associated attribute lines of the modified SDP offer;
- 4) if the IMS-ALG did not yet add a visited-realm instance for the outgoing side (the IMS-ALG did not allocate a primary MR and did not perform any codec changes, see subclause 6.1.7); then
 - a) if there is no visited-realm instance associated with the connection address and port information for the media line in the received SDP offer, then construct and add this visited-realm instance; and
 - b) add to the SDP offer a visited-realm instance with the same IP realm, connection address and port information as the previous visited-realm instance (after a possible execution of step 3 in subclause 6.1.4 for the media line),
- 5) add to the modified SDP offer a secondary-realm instance for the context allocated in step 1).

6.1.9 Forwarding SDP offer

The IMS-ALG shall:

- 1) if local policy forbids sending of OMR related attributes to the outgoing IP realm, the IMS-ALG shall delete all OMR related attributes from the modified SDP offer; and
- 2) if the IMS-ALG has made any modifications to the received SDP offer before forwarding and the modified SDP offer includes OMR related attributes, the IMS-ALG shall compute checksum values as described in subclause 5.6.3 and replace or add the "omr-s-cksum" and "omr-m-cksum" attributes for the media line.

The IMS-ALG forwards the SDP offer according to 3GPP TS 24.229 [4].

6.2 IMS-ALG handling of SDP answer

6.2.1 General

Upon receiving the SDP answer corresponding to the SDP offer sent in subclause 6.1, the IMS-ALG supporting OMR shall perform the procedures in the following subclauses for each media line in the SDP answer.

6.2.2 IMS-ALG bypasses an allocated transcoding MR

The IMS-ALG uses the following conditions to determine that a previously allocated primary local MR or upstream MR is to be bypassed and that a second SDP offer/answer transaction is needed to update the connection information on the outgoing side. Two examples of this procedure are given in Annex Q of TS 23.228 [3]: steps 5) and 6) of Figure Q.5, and steps 7) and 8) of Figure Q.7.

If the following conditions are true:

- 1) the received SDP answer includes connection address information for the media line that is a valid IP address other than the unspecified address (i.e., IPv4: '0.0.0.0', IPv6: 'invalid.invalid'); and
- 2) it is possible to immediately initiate another SDP offer/answer transaction towards the SDP answerer with the available SIP signalling,

then the IMS-ALG should re-evaluate the conditions in subclause 6.1.3, steps 1) to 4), taking into account the information from the originally received SDP offer, as well as the codecs received in the SDP answer as additional information (using the procedure in subclause 5.5 if the SDP answer includes an actual configuration), to select again whether to allocate a primary local MR and to recompute how many realm instances can be bypassed. The IMS-ALG should select to modify the previous decision if a higher number of realm instances can be bypassed.

If the IMS-ALG selected in the previous step to modify the previous decision and

- to not allocate a primary local MR that has previously been allocated; or
- to not allocate a primary local MR and to bypass other previous realm instances than decided when previously evaluating subclause 6.1.3,

then the IMS-ALG shall:

- 1) apply the procedures in subclause 6.1.4 to bypass previous MRs or the procedures in subclause 6.1.5 to not bypass previous MRs (using information from the originally received SDP offer), depending on its corresponding decision;
- 2) apply the procedures in subclause 6.1.7 to not allocate a primary local MR without making any codec changes;
- 3) after subclauses 6.2.2 and 6.2.3 are completed as applicable for all media lines, apply the procedures in subclause 6.1.9 for each media line to send a second SDP offer within available SIP signalling, initiating a new SDP offer/answer transaction towards the SDP answerer; and
- 4) upon receipt of the second SDP answer, continue handling of the second SDP answer as if it were the first, and reference the most recent data associated with the forwarding of the second (modified) SDP offer (i.e., incoming SDP information, allocated MRs and modified SDP offer) as if it occurred the first time.

6.2.3 IMS-ALG allocates a local transcoding MR when performing proactive transcoding without resource reservation

The IMS-ALG uses the procedures in this subclause if it receives an SDP answer without a realm instance, performed proactive transcoding without resource reservation when forwarding the SDP offer, as in step 2) of subclause 6.1.7, and then determines that it needs to allocate an MR for proactive transcoding.

If all the following conditions are true:

- 1) the received SDP answer includes connection address information for the media line that is a valid IP address other than the unspecified address (i.e., IPv4: '0.0.0.0', IPv6: 'invalid.invalid');
- 2) the IMS-ALG performed proactive transcoding without resource reservation when previously forwarding the SDP offer, as in step 2) of subclause 6.1.7;
- 3) the selected codec in the received SDP answer is not supported by the incoming media path and incoming codec information, as previously determined in subclause 6.1.4 or 6.1.5 (using information from the originally received SDP offer), indicating that an MR must be allocated to provide transcoding; and
- 4) it is possible to immediately initiate another SDP offer/answer transaction towards the SDP answerer with the available SIP signalling,

NOTE: If a second SDP offer/answer transaction cannot be initiated with available SIP signalling, the algorithm will fail to allocate a functioning end-to-end media path.

then the IMS-ALG shall:

- 1) if when previously handling the SDP offer it was determined in step 2) of subclause 6.1.3 that one or more realm instances can be bypassed when allocating a primary local MR (using information from the originally received SDP offer), then store instance-number value $k=j$ and apply the procedures in subclause 6.1.4 to bypass previous MRs, else apply the procedures in subclause 6.1.5 to not bypass previous MRs (using information from the originally received SDP offer);
- 2) apply the procedures in subclause 6.1.6 to allocate a primary local MR;
- 3) apply the procedures in subclause 6.1.8 to update allocation of any secondary MRs, if necessary;
- 4) after subclauses 6.2.2 and 6.2.3 are completed as applicable for all media lines, apply the procedures in subclause 6.1.9 for each media line, to send a second SDP offer within available SIP signalling, and to initiate a new SDP offer/answer transaction towards the SDP answerer; and
- 5) upon receipt of the second SDP answer, continue handling of the second SDP answer as if it were the first, and reference the most recent data associated with the forwarding of the second (modified) SDP offer (i.e., incoming information, allocated MRs and modified SDP offer) as if it occurred the first time.

6.2.4 IMS-ALG determines steps required to complete the handling of the SDP answer

The IMS-ALG performs the following steps to determine the disposition of any allocated MRs and to complete the handling of the SDP answer:

- 1) if the received SDP answer for the media line includes a connection address with unspecified address and a visited-realm instance, then the IMS-ALG shall apply the procedures in subclause 6.2.5;
- 2) if the received SDP answer for the media line includes a connection address with unspecified address and a secondary-realm instance, then the IMS-ALG shall apply the procedures in subclause 6.2.6;
- 2a) If the received SDP answer for the media line includes a connection address with unspecified address and no visited-realm or secondary-realm instance, then the IMS-ALG shall:
 - a) if necessary, update the unspecified connection address information in the SDP answer with the unspecified address of the appropriate type for the network into which the SDP answer will be sent (i.e., IPv4: "0.0.0.0", IPv6: "invalid.invalid");
- 3) if all the following conditions are true:
 - a) the connection address for the media line in the received SDP answer is a valid (not unspecified) address; and
 - b) the IMS-ALG did not allocate a primary local MR (i.e., executed subclause 6.1.7) when forwarding the SDP offer,

then the IMS-ALG shall apply the procedures in subclause 6.2.7, and

- 4) if all the following conditions are true:

- a) the connection address for the media line in the received SDP answer is a valid (not unspecified) address; and
- b) the IMS-ALG allocated a primary local MR (i.e., executed subclause 6.1.6) when forwarding the SDP offer, then the IMS-ALG shall apply the procedures in subclause 6.2.8 to retain a primary local MR.

6.2.5 Receiving an unspecified connection address and a visited-realm instance

If the IMS-ALG receives a connection address with unspecified address and a visited-realm instance, then the IMS-ALG shall:

- 1) If the visited-realm instance for the media line in the SDP answer has an instance-number that matches the visited-realm instance associated with the incoming SDP offer information,

NOTE 1: The visited-realm instance associated with the incoming SDP offer information is either the one in the received SDP offer with highest instance-number (before any bypass decision is made), if one is present, or the one added in subclause 6.1.6 step 6) or in subclause 6.1.7 step 2a).

NOTE 2: The IP realms in the two visited-realm instances either have the same name or are connected.

then the IMS-ALG shall:

- replace the connection address and port information for the media line in the SDP answer with the connection address and port information from the visited-realm instance in the received SDP answer, and
- retain the visited-realm instance in the SDP answer,

- 2) else the IMS-ALG shall:

- if necessary, update the unspecified connection address information in the SDP answer with the unspecified address of the appropriate type for the network into which the SDP answer will be sent (i.e., IPv4: "0.0.0.0", IPv6: "invalid.invalid").

6.2.6 Receiving an unspecified connection address and a secondary-realm instance

If the IMS-ALG receives a connection address with unspecified address and a secondary-realm instance, then the IMS-ALG shall:

- 1) if the secondary-realm instance for the media line in the SDP answer has an instance-number that matches a secondary-realm instance added by the IMS-ALG when applying procedures in subclause 6.1.8 then the IMS-ALG shall apply the procedures in subclause 6.2.8 to retain a secondary local MR,

NOTE: The IP realms in the two secondary-realm instances either have the same name or are connected.

- 2) else the IMS-ALG shall:

- if necessary, update the unspecified connection address information in the SDP answer with the unspecified address of the appropriate type for the network into which the SDP answer will be sent (i.e., IPv4: "0.0.0.0", IPv6: "invalid.invalid").

6.2.7 Other handling when no primary local MR allocated

If the IMS-ALG receives (as determined in subclause 6.2.4) an SDP answer with a valid connection address after forwarding an SDP offer without allocating a primary local MR, then the IMS-ALG shall:

- 1) If the IMS-ALG applied subclause 6.1.4 to bypass previous MRs when handling the forwarding of the SDP offer, then the IMS-ALG shall:
 - a) copy into the media line of the SDP answer the visited-realm or secondary-realm instance from the media line of the received SDP offer that was used to populate the connection address and port information in the forwarded SDP offer, replacing the connection-address and port information in the instance with the

connection address and port information from the received SDP answer, and if the IP realm in the instance is a connected IP realm, replacing the IP realm name with the corresponding local IP realm name; and

- b) replace the connection address information in the SDP answer with the unspecified address of the appropriate type for the network into which the SDP answer will be sent (i.e., IPv4: "0.0.0.0", IPv6: "invalid.invalid"),
- 2) else the IMS-ALG did not bypass previous MRs when forwarding the SDP offer and the IMS-ALG shall not modify the SDP answer.

NOTE: In step 1) the received SDP answer never includes a realm instance. In step 2) the SDP answer can but does not necessarily include a realm instance.

6.2.8 Retaining a primary or secondary local MR

If the IMS-ALG decides (applying the criteria in subclause 6.2.4 and subclause 6.2.6) to retain a primary or secondary local MR, the IMS-ALG shall:

- 1) if the IMS-ALG received an SDP answer with no secondary-realm instance for the media line, then the IMS-ALG shall:

NOTE: The IMS-ALG retains a primary local MR in this case. The IMS-ALG can but does not necessarily receive a visited-realm instance in an SDP answer when retaining a primary local MR. If present, the visited-realm instance can be used to identify the connected IP realm for the outgoing termination, if different from the IP realm of the outgoing termination.

- a) update the remote connection address and port information for the outgoing termination on the selected primary local MR context with the connection address and port information for the media line in the received SDP answer,
 - b) delete the visited-realm instance from the SDP answer, if present,
- 2) if the IMS-ALG received an SDP answer with a secondary-realm instance for the media line, then the IMS-ALG shall:
- a) update the remote connection address and port information for the outgoing termination on the selected secondary local MR context with the connection-address and port information from the secondary-realm instance in the received SDP answer; and
 - b) delete the secondary-realm instance from the SDP answer,
- 3) if the selected codecs in the SDP answer are not in the set of codecs associated with the incoming SDP offer information, as determined in subclause 6.1.4 or 6.1.5 when handling the SDP offer, then modify the SDP answer to include the codecs selected for the incoming termination of the selected local MR;
- 4) if the selected MR has access to an IP realm or connected IP realm, nettype and addrtype associated with a visited-realm or secondary-realm instance for the media line
- such that the instance has an instance-number value k that is less than the highest instance-number value n associated with the media line in the incoming SDP offer information, previously determined in subclause 6.1.4 or 6.1.5; and
 - such that the instance k is associated with a codec list, determined using the procedures in clause 5.3, which includes the codecs selected for the incoming termination of the selected local MR in step 3) (using the procedure in subclause 5.5 if the SDP answer includes an actual configuration),

then the IMS-ALG shall:

- a) store the realm instances with instance-number greater than k , which are associated with additional MRs that can be bypassed after selecting a codec for the incoming media path when allocating a primary local MR;
- b) apply the procedures in subclause 6.1.4 to bypass additional previous MRs (using information from the originally received SDP offer);

- c) insert the incoming connection address and incoming port information for the media line, as determined in step b), as the remote connection address and port information for the selected IP realm on the incoming termination of the selected MR;
 - d) if necessary, modify the selected codec information in the SDP answer to be a valid response to the incoming SDP offer codec information determined in step b);
 - e) if codec information is to be provided to the allocated MR on the incoming termination, provide to the MR the incoming codec information as determined in step d),
- 5) If the IMS-ALG applied subclause 6.1.4 to bypass previous MRs when forwarding the SDP offer or in step 4b), then the IMS-ALG shall:
- a) copy into the media line of the SDP answer the visited-realm or secondary-realm instance from the media line of the received SDP offer that was used for the remote connection address and port information for the incoming termination on the MR, replacing the connection-address and port information in the instance with the local connection address and port information for the incoming termination on the selected MR, and if the IP realm in the instance is a connected IP realm, replacing the IP realm name with the corresponding local IP realm name; and
 - b) replace the connection address information in the SDP answer with the unspecified address of the appropriate type for the network into which the SDP answer will be sent (i.e., IPv4: "0.0.0.0", IPv6: "invalid.invalid"),
- 6) If the IMS-ALG applied subclause 6.1.5 to not bypass previous MRs when forwarding the SDP offer, and did not bypass previous MRs in step 4b), then the IMS-ALG shall:
- a) replace the connection address and port information for the media line in the SDP answer with the local connection address and port information for the incoming termination on the selected MR.

6.2.9 Forwarding the SDP answer

The IMS-ALG forwards the SDP answer according to 3GPP TS 24.229 [4].

The IMS-ALG shall release each MR for the media line, when it is no longer potentially needed for this and any other forked dialog.

6.3 IMS-ALG OMR media resource operations

6.3.1 General

The IMS-ALG OMR procedures as specified by subclauses 6.1 and 6.2 refer to generic MR allocation operation. When no MR was previously allocated, e.g. during the initial SDP offer/answer exchange, this allocation will result in the allocation of one or more local media termination point pairs (ingress and egress) – one for the primary IP realm and possible additional terminations points for secondary IP realms.

Subsequent SDP offer/answer exchanges may result in the decision that a local MR is needed. If a local MR was not previously allocated, then one will now be allocated. If a local MR was previously allocated that matches the resource information needed, then the previously allocated resource will be used. If the previously allocated local MR does not match the resource information needed, then the local MR will be modified to meet the current need.

If it is determined that local MR may be by-passed or no longer needed, then any previously allocated local MRs will be deallocated.

6.3.2 IMS-ALG operations

The OMR MR procedures in this document are applicable to the following IMS entities that perform as IMS-ALG using the media resource interface operations as indicated.

- An IBCF acting as an IMS-ALG controlling a TrGW using the Ix interface as defined by 3GPP TS 29.162 [16] and 3GPP TS 29.238 [9];
- Reserve TrGW Connection Point;

- Configure TrGW Connection Point,
- Reserve and Configure TrGW Connection Point; and
- Release TrGW Connection Point.
- A P-CSCF acting as IMS-ALG controlling an IMS-AGW using the Iq interface as defined by 3GPP TS 23.334 [15] and 3GPP TS 29.334 [10]:
 - Reserve AGW Connection Point;
 - Configure AGW Connection Point;
 - Reserve and Configure AGW Connection Point; and
 - Release AGW Connection Point.
- An AS acting as B2BUA and adapting IMS-ALG procedures to control an MRF shall use one or more of the following:
 - IETF RFC 4240 [11] conference service;
 - IETF RFC 4117 [19]; and
 - IETF RFC 3260 [12] and IETF RFC 6505 [13].

6.4 Handling of connected IP realms

For each IP realm to which a controlled MR has direct access, the IMS-ALG supporting OMR may be provisioned with a list of the names of connected IP realms, if any. The IMS-ALG shall determine if an IP realm is connected to a local IP realm based only on provisioning.

NOTE 1: The OMR algorithm assumes that a first IMS-ALG or UA sending an SDP offer that offers connectivity via a local IP realm will accept from a second IMS-ALG or UA an SDP answer with an address in a connected IP realm, even if the first IMS-ALG or UA does not have provisioned information about the connected IP realm.

NOTE 2: Connected IP realm lists only need to be provisioned at certain OMR-capable nodes. For example, it is preferred that an IBCF whose TrGW has connectivity to multiple peer networks via bilateral interconnect be provisioned with connected IP realm information.

7 UA Procedures

7.1 UA sending an SDP offer

Upon preparing an SDP offer for sending to begin an SDP offer/answer transaction, a UA supporting OMR shall additionally:

- 1) add to the SDP offer a visited-realm instance for the IP realm associated with the connection address and port information for the media line in the SDP offer;
- 2) for each combination of IP realm, nettype and addrttype on the outgoing side for which the UA can allocate an MR termination according to local policy, if the IP realm, nettype and addrttype are not associated with the media line in the SDP offer, allocate an MR termination for the IP realm, nettype and addrttype on the outgoing side, using the same codecs associated with the media line;
- 3) add to the SDP offer a secondary-realm instance for each termination allocated in step 2); and
- 4) compute a checksum values as described in subclause 5.6.3 and add the "omr-s-cksum" and "omr-m-cksum" attributes for the media line.

The UA then sends the SDP offer according to 3GPP TS 24.229 [4].

7.2 UA receiving an SDP offer

7.2.1 General

Upon receiving an SDP offer and selecting a codec for the media line, a UA supporting OMR shall perform the procedures specified in subclauses 7.2.2 and 7.2.3, and then send the SDP answer according to 3GPP TS 24.229 [4].

7.2.2 Validating the incoming SDP offer

If any of the following conditions are true:

- 1) the SDP offer includes any OMR attributes for the media line, but no visited-realm instance;
- 2) the connection-address and port information in the visited-realm instance with the highest value of instance-number for the media line does not match the connection address and port information for the media line; or
- 3) one of the following checksum comparison failures are true:
 - the "omr-m-cksum" attribute does not match the checksum value computed for the media line as described in subclause 5.6.3; or
 - based on local policy, if the "omr-m-cksum" attribute matches the computed media line checksum, but the "omr-s-cksum" attribute does not match the checksum value computed for the session level lines as described in subclause 5.6.3,

then the UA shall remove all OMR related attributes associated with the media line.

7.2.3 UA may choose an alternate realm instance to bypass an upstream MR

If all the following conditions are true:

- 1) the UA can make available a media termination in an IP realm, nettype and addrtype such that this IP realm or a connected IP realm, nettype and addrtype match the IP realm, nettype and addrtype of a visited-realm or secondary-realm instance for the media line in the SDP offer;
- 2) the instance does not match the connection address and port information in the SDP offer; and
- 3) the instance supports the codec selected by the UA,

then the UA shall:

- 1) select the visited-realm or secondary-realm instance with the lowest value of instance-number such that the UA can make available a media termination in the IP realm or connected IP realm, nettype and addrtype that matches the IP realm, nettype and addrtype of the instance and the instance supports the codec selected by the UA;
- 2) allocate a media termination in the selected IP realm, nettype and addrtype;
- 3) copy into the media line of the SDP answer the selected visited-realm or secondary-realm instance from the media line of the received SDP offer, replacing the connection-address and port information in the instance with the local connection address and port information for the allocated termination, and if the IP realm in the instance is a connected IP realm, replacing the IP realm name with the corresponding local IP realm name; and
- 4) replace the connection address information in the SDP answer with the unspecified address of the appropriate type for the network into which the SDP answer will be sent (i.e., IPv4: "0.0.0.0", IPv6: "invalid.invalid").

7.3 UA receiving an SDP answer

7.3.1 General

Upon receiving the SDP answer corresponding to the SDP offer sent in subclause 7.1, the UA supporting OMR shall perform the procedures specified in either subclause 7.3.2 if the SDP answer included a realm instance or subclause 7.3.3 if the SDP answer did not include a realm instance.

7.3.2 Receiving SDP answer with an unspecified connection address

If the received SDP answer for the media line includes an unspecified connection address and a secondary-realm instance with an instance-number that matches a visited-realm or secondary-realm instance for the media line from the SDP offer, then the UA shall:

NOTE: The IP realms in the two realm instances either have the same name or are connected.

- 1) update the remote connection address and port information for the selected outgoing termination with the connection-address and port information from the visited-realm or secondary-realm instance in the received SDP answer; and
- 2) release any other MR apart from the selected MR allocated for the media line, when it is no longer potentially needed for any other forked dialog.

7.3.3 Receiving SDP answer with a valid connection address

If the received SDP answer includes a valid (not unspecified) connection address for the media line, then the UA shall:

- 1) update the remote connection address and port information for the primary outgoing termination with the connection address and port information from the received SDP answer; and
- 2) release any secondary MR allocated for the media line, when it is no longer potentially needed for any other forked dialog.

7.4 UA OMR media resource operations

7.4.1 General

The UA OMR procedures as specified by subclauses 7.1, 7.2, and 7.3 refer to generic MR allocation operation. This allocation will result in the allocation of a local media termination associated with the selected IP realm.

Subsequent SDP offer/answer exchanges may result in either the exact same local MR being allocated or possibly a different local MR. If the UA is able to determine that the same resource information is being requested, the existing allocated local MR will be used. If the previously allocated local MR does not match the resource information needed, then the local MR will be modified to meet the current need.

7.4.2 UA operations

The OMR MR procedures in this document are applicable to the following IMS entities that perform as UA using the media resource interface operations as indicated.

- An AS acting as B2BUA and adapting UA procedures to control an MRF shall use one or more of the following:
 - IETF RFC 4240 [11] conference service and tone/announcement service;
 - IETF RFC 5552 [18]; and
 - IETF RFC 3260 [12] and IETF RFC 6505 [13].
- An MGCF acting as an UA controlling an IM-MGW using the Mn interface as defined by 3GPP TS 29.163 [17] and 3GPP TS 29.332 [14]:

- Reserve IMS Connection Point;
- Configure IMS Connection Point;
- Reserve and Configure IMS Connection Point; and
- Release IMS Connection Point.

7.5 Handling of connected IP realms

For each IP realm to which a controlled MR has direct access, the UA supporting OMR may be provisioned with a list of the names of connected IP realms, if any. The UA shall determine if an IP realm is connected to a local IP realm based only on provisioning.

NOTE 1: The OMR algorithm assumes that a first IMS-ALG or UA sending an SDP offer that offers connectivity via a local IP realm will accept from a second IMS-ALG or UA an SDP answer with an address in a connected IP realm, even if the first IMS-ALG or UA does not have provisioned information about the connected IP realm.

NOTE 2: Connected IP realm lists only need to be provisioned at certain OMR-capable nodes. For example, it is preferred that an IBCF whose TrGW has connectivity to multiple peer networks via bilateral interconnect be provisioned with connected IP realm information.

8 Subsequent SDP offer/answer transactions

8.1 General

Any UA or IMS-ALG controlling a media stream can initiate another SDP offer/answer transaction at any time after first establishing the media flow, to modify characteristics of the media flow. For example, a media endpoint (IP address) can change, the preferred codec can change, or a server can select to insert a media function such as a tone generator or conference focus. Since OMR applies independently to each SDP offer/answer transaction, it is possible for the OMR algorithm to create a different media configuration with each subsequent SDP offer/answer transaction, particularly if the transaction is initiated by a different entity in the network. It is desirable to minimize the changes in the outcome of the OMR algorithm during subsequent SDP offer/answer transactions to those necessary to support any changes in the requested characteristics of the media flow.

8.2 Procedures to minimize changes in OMR outcome

If an IMS-ALG receives an SDP offer, and a previous OMR procedure resulted in the establishment of a media path from an MR controlled by that IMS-ALG in the forward direction through a different IP realm than the next IP realm in the signalling path for the SDP offer, the IMS-ALG should add a secondary realm instance corresponding to that MR and the IP realm of the media path to the forwarded SDP offer.

If a UA sends a new SDP offer within a dialog where a previous OMR procedure established a media path using a secondary IP realm, the UA should add a secondary realm instance corresponding to the same secondary IP realm in the new SDP offer.

If an IMS-ALG receives an SDP offer, and a previous OMR procedure resulted in the establishment of a media path from an MR controlled by that IMS-ALG in the backward direction, the IMS-ALG should consider and preferentially select from the options available in subclause 6.1.3 the earliest incoming realm instance with the same IP realm or a connected IP realm, nettype and addrtype as used for the existing media path in the backward direction, unless a clearly superior option is available according to local policy.

If a UA receives a new SDP offer within a dialog where a previous OMR procedure established a media path, the UA should consider and preferentially select from the options available in subclause 7.2.3 the earliest realm instance with the same IP realm or a connected IP realm, nettype and addrtype as used for the existing media path in the backward direction, unless a clearly superior option is available according to local policy.

IMS-ALGs and UAs should be symmetrically provisioned with connected IP realm information.

If a transcoding option at a local MR was selected in a previous SDP offer/answer transaction, the corresponding IMS-ALG should again offer the transcoding options currently applied at this MR during subsequent SDP offer/answer transactions, using proactive transcoding with resource reservation.

If a transcoding option at a local MR was not selected in a previous SDP offer/answer transaction, the corresponding IMS-ALG may according to local policy continue to offer transcoding options during subsequent SDP offer/answer transactions. If the IMS-ALG offers transcoding options during a subsequent SDP offer/answer transaction and none of them were previously selected, it should perform transcoding without resource reservation.

Annex A (informative): Signalling flows

A.1 Scope of signalling flows

This annex gives examples of signalling flows for Optimized Media Routing (OMR) based on the Session Initiation Protocol (SIP) and the Session Description Protocol (SDP). The OMR specific SDP syntax is described in 3GPP TS 24.229 [4].

A.2 Introduction

The signalling flows in this annex are based on IP realm and IP structure in Figure A.2-1.

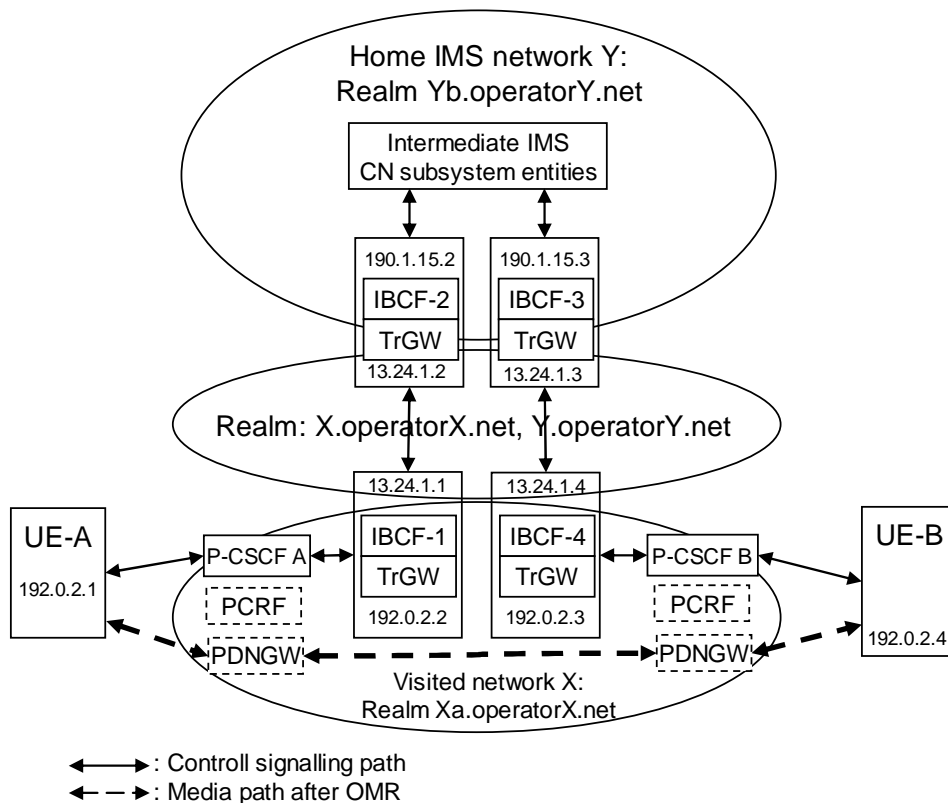


Figure A.2-1: IP realm and IP structure.

Operator X and operator Y have an agreement to allow roaming users and to use OMR as much as possible.

UE-A and UE-B are mobile users roaming into the visited network X. IP addresses etc. are obtained as described in 3GPP TS 24.229 [4].

The operator X implements the IBCF policy to allow OMR optimization of anchoring if originating UE is a visiting/roaming user respectively if terminating UE is a visiting/roaming user.

The operator Y implements the IBCF policy to allow OMR optimization of anchoring if home UE is visiting/roaming in another network.

A.3 Media bypassing all IMS-ALGs

A.3.1 General

This subclause provides an example of a call where the media is bypassing all IMS-ALG and sent directly between the UEs.

A.3.2 Message flow

This subclause describes the scenario when two mobile user A and B roams into a visited network X and both users belongs to the same operator Y.

Preconditions:

- Both user A and B are registered to the Home IMS network Y via the visited operator X network;
- the visited operator X and the operator of user A and B IMS home network Y have an agreement to allow media to be bypassed using OMR;
- both user A and B are connected to IP realm Xa of the visited operator network X;
- the AMR codec is allowed and accepted by all involved entities; and
- no B2BUA manipulating SDP is connected in the intermediate IM CN subsystem.

Figure A.3.2-0 shows the message flow for the scenario.

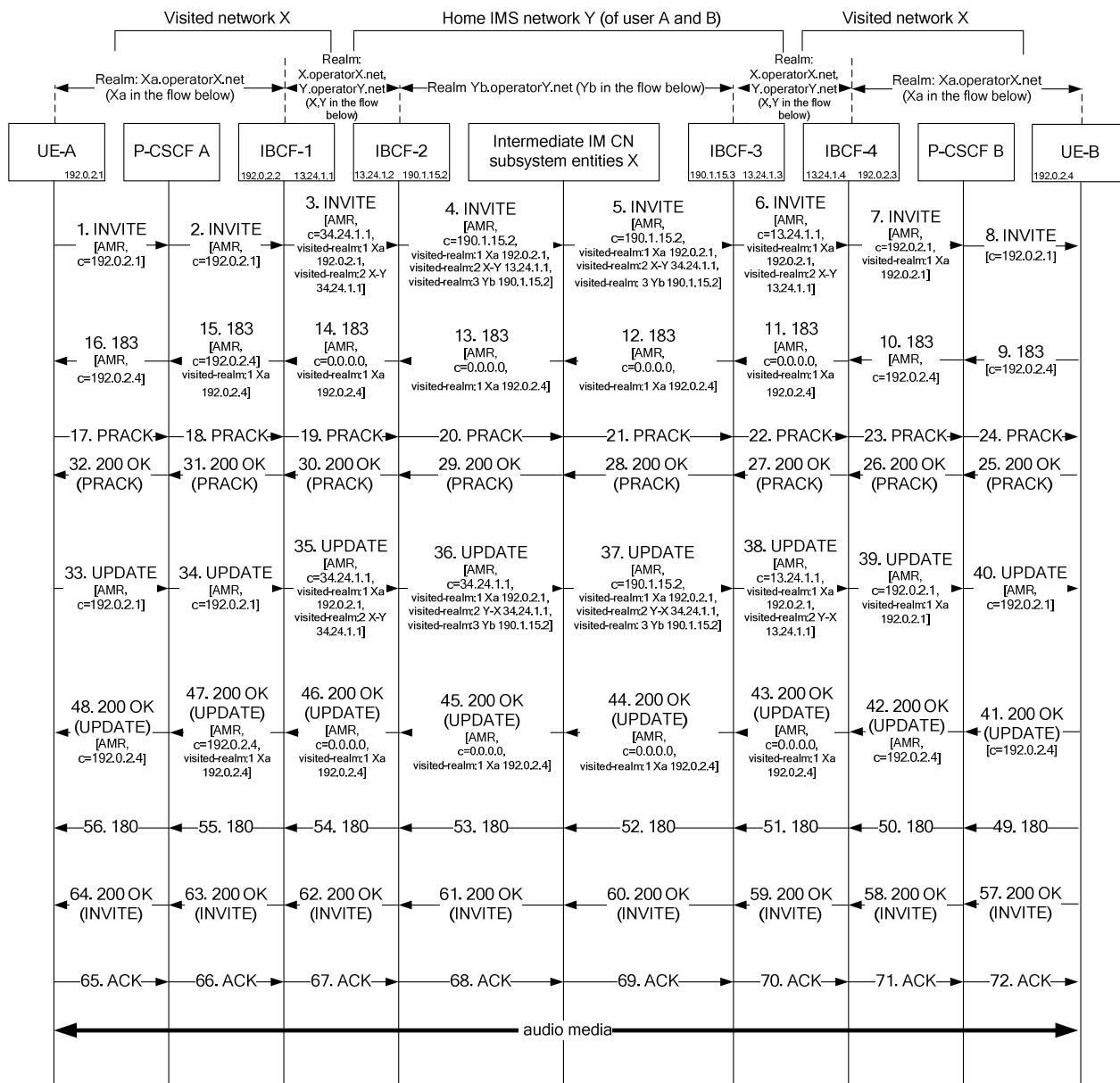


Figure A.3.2-1: Signalling flow for media bypassing all IMS ALGs.

NOTE: For clarity, the SIP 100 (Trying) messages are not shown in the signalling flow.

The steps of the flow are as follows:

1. INVITE request (UE-A to P-CSCF-A) - see example in table A.3.2-1.

The UE-A sends a SIP INVITE request including an SDP offer according to 3GPP TS 24.229 [4].

Table A.3.2-1: SIP INVITE request (UE-A to P-CSCF-A)

```

INVITE SIP: user_B@operator_Y.net; SIP/2.0

SIP headers according to 3GPP TS 24.229 [4]

Content-Type: application/sdp
Content-Length: (...)

v=0
o=- 2987933615 2987933615 IN IP4 192.0.2.1
s=
t=0 0
c=IN IP4 192.0.2.1
m=audio 49170 RTP/AVP 96 97
a=curr:qos local none
a=curr:qos remote none
a=des:qos mandatory local sendrecv
a=des:qos none remote sendrecv
a=rtpmap:97 AMR
a=fmtp:97 mode-set=0,2,5,7; mode-change-period=2
a=rtpmap:96 telephone-event
a=maxptime:20

```

2. INVITE request (P-CSCF-A to IBCF-1) - see example in table A.3.2-1.

The P-CSCF-A uses the procedures in subclauses 6.1.5, 6.1.7 and 6.1.9 since no MR could be bypassed and no MR is allocated.

The P-CSCF-A:

- uses the connection-address from the SDP c-line as incoming connection-address in subsequent steps;
- uses the port information from the SDP m-line as incoming port information in subsequent steps;
- uses the codec information from the SDP m-line in subsequent steps;
- inserts the incoming codec information into the SDP m-line and associated attribute lines of the modified SDP offer;
- uses the incoming connection address as the connection address in the SDP c-line of the forwarded SDP offer, and
- use the incoming port information as port information in the SDP m-line of the modified SDP offer.

The P-CSCF-A then selects an IBCF, IBCF-1, in the IP realm "Xa.operatorX.net" and forwards the INVITE request with the SDP offer to the IBCF-1 according to 3GPP TS 24.229 [4].

3. INVITE request (IBCF-1 to IBCF-2) - see example in table A.3.2-3

The IBCF-1 uses the procedures in subclauses 6.1.5, 6.1.6 and 6.1.9 since no previous realm instance offers an opportunity to bypass a previous MR and a local MR is required for IP realm matching.

The IBCF-1:

- uses the connection-address from the SDP c-line as incoming connection-address in subsequent steps;
- uses the port information from the SDP m-line as incoming port information in subsequent steps;
- uses the codec information from the SDP m-line in subsequent steps;
- allocates an MR context with access to the IP realms and addrtypes associated with the incoming and outgoing signalling paths;
- inserts the incoming connection address and incoming port information for the media line into the remote connection address and port information for the incoming termination on the MR;
- provides to the MR the incoming codec information;

- replaces the connection address and port information for the media line in the SDP offer with the connection address and port information from the MR termination on the outgoing side;
- constructs and adds a visited-realm instance for the media line in the received SDP offer to the modified SDP offer;
- adds to the modified SDP offer a visited-realm instance for the IP realm associated with the connection address and port information for the media line in the modified SDP offer, including the incoming codec; and
- computes a checksum value for the media line as described in subclause 5.6.3 and adds the "omr-m-cksum" and "omr-s-cksum" attributes for the media line. The "omr-s-cksum" is set to "0" since there are no session attributes to compute the checksum on.

The IBCF-1 then selects an IBCF, IBCF-2, in the IP realm "X-Y.operatorX.net" and forwards the INVITE request with the SDP offer to the IBCF-2 according to 3GPP TS 24.229 [4].

Table A.3.2-3: SIP INVITE request (IBCF-1 to IBCF-2)

```
INVITE SIP: user_B@operator_Y.net; SIP/2.0
SIP headers according to 3GPP TS 24.229 [4]
Content-Type: application/sdp
Content-Length: (...)

v=0
o=- 2987933615 2987933615 IN IP4 192.0.2.1
s=
t=0 0
c=IN IP4 13.24.1.1
m=audio 62111 RTP/AVP 96 97
a=curr:qos local none
a=curr:qos remote none
a=des:qos mandatory local sendrecv
a=des:qos none remote sendrecv
a=rtpmap:97 AMR
a=fmtp:97 mode-set=0,2,5,7; mode-change-period=2
a=rtpmap:96 telephone-event
a=maxptime:20
a=visited-realm:1 Xa.operatorX.net IN IP4 192.0.2.1 49170
a=visited-realm:2 X-Y.operator.netX IN IP4 13.24.1.1 62111
a=omr-m-cksum:(..)
a=omr-s-cksum:0
```

4-5. INVITE request (IBCF-2 to IBCF-3 via intermediate IMS CN subsystem entities) - see example in table A.3.2-4.

The IBCF-2 uses the procedure in subclauses 6.1.5, 6.1.6 and 6.1.9 since no realm instance offers an opportunity to bypass a previous MR and a local MR is required for IP realm matching.

The IBCF-2:

- uses the connection-address from the SDP c-line as incoming connection-address in subsequent steps;
- uses the port information from the SDP m-line as incoming port information in subsequent steps;
- uses the codec information from the SDP m-line and associated non-OMR attribute lines as incoming codec information in subsequent steps;
- allocates an MR context with access to the IP realms, nettypes and addrtypes associated with the incoming and outgoing signalling paths, respectively, applying procedures as described in subclause 6.3,
- insert the incoming connection address and incoming port information for the media line into the remote connection address and port information for the incoming termination on the MR;
- provides to the MR the incoming codec information;
- replaces the connection address and port information for the media line in the SDP offer with the connection address and port information from the MR termination on the outgoing side;

- adds to the modified SDP offer a visited-realm instance for the IP realm associated with the connection address and port information for the media line in the modified SDP offer, including the incoming codec; and
- computes a checksum value for the media line as described in subclause 5.3.4 and adds the "omr-m-cksum" and "omr-s-cksum" attributes for the media line. The "omr-s-cksum" attribute is set to "0" since there are no session attributes to compute the checksum on..

The IBCF-2 forwards the INVITE request to the intermediate IMS CN subsystem entities in IP realm "Yb.operatorY.net" according to 3GPP TS 24.229 [4].

None of the intermediate IMS CN subsystem entities manipulated with the SDP offer but the identity of [user_B@operator_Y.net](#) in the Request-URI is change to the contact address, i.e. UE-B@operatorX.net.

The intermediate IMS CN subsystem entities select an IBCF, IBCF-3, and forward the INVITE request with the SDP offer to the IBCF-3 according to 3GPP TS 24.229 [4].

Table A.3.2-4: SIP INVITE request (IBCF-2 to IBCF-3 via intermediate IMS CN subsystem entities)

```
INVITE SIP: sip:UE-B@operatorX.net; SIP/2.0
SIP headers according to 3GPP TS 24.229 [4]
Content-Type: application/sdp
Content-Length: (...)

v=0
o=- 2987933615 2987933615 IN IP4 192.0.2.1
s=
t=0 0
c=IN IP4 190.1.15.2
m=audio 11324 RTP/AVP 96 07
a=curr:qos local none
a=curr:qos remote none
a=des:qos mandatory local sendrecv
a=des:qos none remote sendrecv
a=rtpmap:97 AMR
a=fmtp:97 mode-set=0,2,5,7; mode-change-period=2
a=rtpmap:96 telephone-event
a=maxptime:20
a=visited-realm:1 Xa.operatorX.net IN IP4 192.0.2.1 49170
a=visited-realm:2 X-Y.operator.netX IN IP4 13.24.1.1 62111
a=visited-realm:3 Yb.operatorY.net IN IP4 190.1.15.2 11324
a=omr-m-cksum:(..)
a=omr-s-cksum:0
```

6. INVITE request (IBCF-3 to IBCF-4) - see example in table A.3.2-6.

The IBCF-3 uses the procedures in subclauses 6.1.4, 6.1.7 and 6.1.9 since a previous realm instance exists that can be used to bypass a previous MR, IBCF-2, and bypass is allowed according to operator X and operator Y agreements, and the previous realm instance match the outgoing IP realm so that no local MR is required.

The IBCF-3:

- uses the connection address and port information for the media line in the SDP offer with the connection-address and port information from the selected instance 2 as incoming connection address and incoming port information for the media line;
- deletes the visited-realm instance 3;
- inserts the incoming codec information into the SDP m-line and associated attribute lines of the modified SDP offer;
- uses the incoming connection address as the connection address in the SDP c-line of the forwarded SDP offer;
- uses the incoming port information as port information in the SDP m-line of the modified SDP offer; and

- computes a checksum value for the media line as described in subclause 5.3.4 and adds the "omr-m-cksum" and "omr-s-cksum" attributes for the media line. The "omr-s-cksum" attribute is set to "0" since there are no session attributes to compute the checksum on.

The IBCF-3 then selects an IBCF, IBCF-4, in the IP realm "X.operatorX.net, Y.operatorY.net" and forwards the SDP offer according to 3GPP TS 24.229 [4] to IBCF-4.

Table A.3.2-6: SIP INVITE request (IBCF-3 to IBCF-4)

```
INVITE SIP: sip:UE-B@operatorX.net; SIP/2.0
SIP headers according to 3GPP TS 24.229 [4]
Content-Type: application/sdp
Content-Length: (...)

v=0
o=- 2987933615 2987933615 IN IP4 192.0.2.1
s=
t=0 0
c=IN IP4 13.14.1.1
m=audio 62111 RTP/AVP 96 07
a=curr:qos local none
a=curr:qos remote none
a=des:qos mandatory local sendrecv
a=des:qos none remote sendrecv
a=rtpmap:97 AMR
a=fmtp:97 mode-set=0,2,5,7; mode-change-period=2
a=rtpmap:96 telephone-event
a=maxptime:20
a=visited-realm:1 Xa.operatorX.net IN IP4 192.0.2.1 49170
a=visited-realm:2 X-Y.operator.net IN IP4 13.24.1.1 62111
a=omr-m-cksum:(..)
a=omr-s-cksum:0
```

7. INVITE request (IBCF-4 to P-CSCF B) - see example in table A.3.2-7.

The IBCF-4 uses the procedures in subclauses 6.1.4, 6.1.7 and 6.1.9 since a previous realm instance exists that can be used to bypass a previous MR, IBCF-1, and the previous realm instance match the outgoing IP realm so that no local MR is required.

The IBCF-4:

- uses the connection address and port information for the media line in the SDP offer with the connection-address and port information from the selected instance 1 as incoming connection address and incoming port information for the media line;
- deletes the visited-realm instance 2;
- inserts the incoming codec information into the SDP m-line and associated attribute lines of the modified SDP offer;
- uses the incoming connection address as the connection address in the SDP c-line of the forwarded SDP offer;
- uses the incoming port information as port information in the SDP m-line of the modified SDP offer; and
- computes a checksum value for the media line as described in subclause 5.3.4 and adds the "omr-m-cksum" and "omr-s-cksum" attributes for the media line. The "omr-s-cksum" attribute is set to "0" since there are no session attributes to compute the checksum on.

The IBCF-4 forwards the INVITE request with the SDP offer to the P-CSCF-B, in the IP realm "X.operatorX.net" according to 3GPP TS 24.229 [4].

Table A.3.2-7: SIP INVITE request (IBCF-4 to P-CSCF B)

```

INVITE SIP: sip:UE-B@operatorX.net; SIP/2.0

SIP headers according to 3GPP TS 24.229 [4]

Content-Type: application/sdp
Content-Length: (...)

v=0
o=- 2987933615 2987933615 IN IP4 192.0.2.1
s=
t=0 0
c=IN IP4 192.0.2.1
m=audio 49170 RTP/AVP 96 97
a=curr:qos local none
a=curr:qos remote none
a=des:qos mandatory local sendrecv
a=des:qos none remote sendrecv
a=rtpmap:97 AMR
a=fmtp:97 mode-set=0,2,5,7; mode-change-period=2
a=rtpmap:96 telephone-event
a=maxptime:20
a=visited-realm:1 Xa.operatorX.net IN IP4 192.0.2.1 49170
a=omr-m-cksum:(..)
a=omr-s-cksum:0

```

8. INVITE request (P-CSCF to UE- B) - see example in table A.3.2-8.

The P-CSCF-B uses the procedures in subclauses 6.1.5, 6.1.7 and 6.1.9 since no previous realm instance offers an opportunity to bypass an MR and no local MR is required to match the incoming realm to the outgoing realm.

- uses the connection-address from the SDP c-line as incoming connection-address;
- uses the port information from the SDP m-line as incoming port information;
- uses the codec information from the SDP m-line and associated non-OMR attribute lines as incoming codec information; and
- according to the local policy, deletes the visited-realm "visited-realm:1 Xa.operatorX.net IN IP4 192.0.2.1 49170", the "omr-m-cksum:(...)" and the "omr-s-cksum=:0" attributes from the SDP offer.

The P-CSCF-B forwards the INVITE request with the SDP offer to the UE-B according to 3GPP TS 24.229 [4].

Table A.3.2-8: SIP INVITE request (P-CSCF to UE-B)

```

INVITE SIP: sip:UE-B@operatorX.net; SIP/2.0

SIP headers according to 3GPP TS 24.229 [4]

Content-Type: application/sdp
Content-Length: (...)

v=0
o=- 2987933615 2987933615 IN IP4 192.0.2.1
s=
t=0 0
c=IN IP4 192.0.2.1
m=audio 49170 RTP/AVP 96 97
a=curr:qos local none
a=curr:qos remote none
a=des:qos mandatory local sendrecv
a=des:qos none remote sendrecv
a=rtpmap:97 AMR
a=fmtp:97 mode-set=0,2,5,7; mode-change-period=2
a=rtpmap:96 telephone-event
a=maxptime:20

```

9. 183 (Session Progress) response (UE-B to P-CSCF-B) - see example in table A.3.2-9.

The UE accepts the codec and sends a 183 (Session Progress) response with an SDP answer indicating that resources are not yet available to P-CSCF-B according to 3GPP TS 24.229 [4].

Table A.3.2-9: 183 (Session Progress) response (UE-B to P-CSCF-B)

```
SIP/2.0 183 Session Progress

SIP headers according to 3GPP TS 24.229 [4]

Content-Type: application/sdp
Content-Length: (...)

v=0
o=- 2987933615 2987933615 IN IP4 192.0.2.1
s=-
c=IN IP4 192.0.2.4
t=0 0
m=audio 16511 RTP/AVP 97 98
a=curr:qos local none
a=curr:qos remote none
a=des:qos mandatory local sendrecv
a=des:qos none remote sendrecv
a=rtpmap:98 AMR
a=fmtp:98 mode-set=0,2,5,7; mode-change-period=2
a=rtpmap:97 telephone-event
a=maxptime:20
```

10. 183 (Session Progress) response (P-CSCF-B to IBCF-4) - see example in table A.3.2-9

The P-CSCF-B uses the procedures in subclauses 6.2.7 and 6.2.9 since the connection address is valid and no primary local MR was allocated.

The P-CSCF-B:- does not modify the SDP answer and forwards the 183 (Session Progress) response with the SDP answer to IBCF-4 according to 3GPP TS 24.229 [4].

11. 183 (Session Progress) response (IBCF-4 to IBCF-3) - see example in table A.3.2-11

The IBCF-4 uses the procedures in subclause 6.2.7 and 6.2.9 since the connection address is valid and no primary local MR was allocated.

The IBCF-4:

- copies into the media line of the SDP answer the visited-realm instance 1 from the media line of the received SDP offer that was used to populate the connection address and port information in the forwarded SDP offer, replacing the connection-address and port information in the instance with the connection address and port information from the received SDP answer; and
- replaces the connection address information in the SDP answer with the unspecified IPv4 address.

The IBCF-4 forwards the 183 (Session Progress) response with SDP answer to IBCF-3 according to 3GPP TS 24.229 [4].

Table A.3.2-11 183 (Session Progress) response (IBCF-4 to IBCF-3)

```

SIP/2.0 183 Session Progress
SIP headers according to 3GPP TS 24.229 [4]

Content-Type: application/sdp
Content-Length: (...)

v=0
o=- 2987933615 2987933615 IN IP4 192.0.2.1
s=-
c=IN IP4 0.0.0.0
t=0 0
m=audio 16511 RTP/AVP 97 98
a=curr:qos local none
a=curr:qos remote sendrecv
a=des:qos mandatory local sendrecv
a=des:qos none remote sendrecv
a=rtpmap:98 AMR
a=fmtp:98 mode-set=0,2,5,7; mode-change-period=2
a=rtpmap:97 telephone-event
a=maxptime:20
a=visited-realm:1 Xa.operatorX.net IN IP4 192.0.2.4

```

12-13. 183 (Session Progress) response (IBCF-3 to IBCF-2 via intermediate IMS CN subsystem entities) - see example in table A.3.2-11

The IBCF-3 uses the procedures in subclauses 6.2.5 and 6.2.9 since the SDP answer contained an unspecified connection address and a realm instance matching one in the received SDP offer and since no primary local MR was allocated.

The IBCF-3:

- copies into the media line of the SDP answer the visited-realm instance 1 from the media line of the received SDP offer that was used to populate the connection address and port information in the forwarded SDP offer, replacing the connection-address and port information in the instance with the connection address and port information from the received SDP answer.

The IBCF-3 then forwards the 183 (Session Progress) response with SDP answer to intermediate IMS CN subsystem entities according to 3GPP TS 24.229 [4].

The intermediate IMS CN subsystem entities do not modify the SDP answer and forwards the 183 (Session Progress) response with SDP answer to IBCF-2 according to 3GPP TS 24.229 [4].

14. 183 (Session Progress) response (IBCF-2 to IBCF-1) - see example in table A.3.2-11

The IBCF-2 uses the procedures in subclauses 6.2.5 and 6.2.9 since the SDP answer contained an unspecified connection address and a realm instance matching one in the received SDP offer and the local MR allocated in step 4 can be bypassed.

The IBCF does not modify the SDP answer since the visited-realm instance does not match the information in the SDP offer.

The IBCF-2 forwards the 183 (Session Progress) response with SDP answer to IBCF-1 according to 3GPP TS 24.229 [4].

The IBCF-2 retains the primary local MR allocated in step 4, until it is no longer potentially needed for this and any other forked dialog.

15. 183 (Session Progress) response (IBCF-1 to P-CSCF-A) - see example in table A.3.2-15

The IBCF-1 uses the procedures in subclauses 6.2.5 and 6.2.8 since the SDP answer contained an unspecified connection address and a realm instance matching one in the received SDP offer and the local MR allocated in step 4 can be bypassed.

The IMS-ALG:

- replaces the connection address and port information for the media line in the SDP answer with the connection address and port information from the visited-realm instance in the received SDP answer.

The IBCF-1 forwards the 183 (Session Progress) response with SDP answer to P-CSCF-A according to 3GPP TS 24.229 [4].

The IBCF-1 retains the primary local MR allocated in step 3, until it is no longer potentially needed for this and any other forked dialog.

Table A.3.2-15: 183 (Session Progress) response (IBCF-1 - P-CSCF-A)

```
SIP/2.0 183 Session Progress

SIP headers according to 3GPP TS 24.229 [4]

Content-Type: application/sdp
Content-Length: (...)

v=0
o=- 2987933615 2987933615 IN IP4 192.0.2.1
s=-
c=IN IP4 192.0.2.4
t=0 0
m=audio 16511 RTP/AVP 97 98
a=curr:qos local none
a=curr:qos remote sendrecv
a=des:qos mandatory local sendrecv
a=des:qos none remote sendrecv
a=rtpmap:98 AMR
a=fmtp:98 mode-set=0,2,5,7; mode-change-period=2
a=rtpmap:97 telephone-event
a=maxptime:20
```

16. 183 (Session Progress) response (P-CSCF-A to UE-A) - see example in table A.3.2-15

The P-CSCF-A:

- forwards the 183 (Session Progress) with the SDP answer to the UE-A according to 3GPP TS 24.229 [4]; and
- deletes the visited-realm instance according to local policy.

17-24. PRACK request (UE-A to UE-B via P-CSCF-A, IBCF-1, IBCF-2, intermediate IMS CN subsystem entities, IBCF-3, IBCF-4 and P-CSCF-B).

The UE-A acknowledges the reception of the SDP offer and the 183 (Session Progress) response by means of a PRACK request.

25-32. 200 (OK) response to the PRACK request (UE-B to UE-A via P-CSCF-B, IBCF-4, IBCF-3, intermediate IMS CN subsystem entities, IBCF-2, IBCF-1 and P-CSCF-A).

The UE-B acknowledges the reception of the PRACK request by means of a 200 (OK) response.

33. UPDATE request (UE-A to P-CSCF-A) - see example in table A.3.2-33.

When the UE-A has got resources reserved the UE-A sends an UPDATE request.

The SDP offer in the UPDATE the request is the same as the SDP offer in the INVITE request in the step 1 with the only exception that "a=curr:qos local none" is now changed to "a=curr:qos local sendrecv".

Table A.3.2-33: UPDATE request (UE-A to P-CSCF-A)

```

UPDATE SIP: sip:UE-A@operatorX.net; SIP/2.0

SIP headers according to 3GPP TS 24.229 [4]
Content-Type: application/sdp
Content-Length: (...)

v=0
o=- 2987933615 2987933616 IN IP4 192.0.2.4
s=-
c=IN IP4 192.0.2.1
t=0 0
m=audio 16511 RTP/AVP 97 98
a=curr:qos local sendrecv
a=curr:qos remote none
a=des:qos mandatory local sendrecv
a=des:qos none remote sendrecv
a=rtpmap:98 AMR
a=fmtp:98 mode-set=0,2,5,7; mode-change-period=2
a=rtpmap:97 telephone-event
a=maxptime:20

```

34-40. UPDATE request (P-CSCF-A to UE-B via IBCF-1, IBCF-2, intermediate IMS CN subsystem entities, IBCF-3, IBCF-4 and P-CSCF-B).

- 34) When the P-CSCF-A receives the UPDATE request the P-CSCF-A performs the same actions as P-CSCF-A in step 2.
- 35) When the IBCF-1 receives the UPDATE request the IBCF-1 performs the same actions as in step 3.
- 36) When the IBCF-2 receives the UPDATE request the IBCF-2 performs the same actions as in step 4.
- 37) Intermediate IMS CN subsystem entities do not manipulate the SDP offer.
- 38) When the IBCF-3 receives the UPDATE request the IBCF-3 performs the same actions as in step 6.
- 39) When the IBCF-4 receives the UPDATE request the IBCF-4 performs the same actions as in step 7.
- 40) When the P-CSCF-B receives the UPDATE request the P-CSCF-B performs the same actions as in step 8.

41. 200 (OK) response to the UPDATE request (UE-B to P-CSCF-B) - see example in table A.3.2-41.

The UE-B acknowledges the reception of the UPDATE request by means of a 200 (OK) response containing SDP answer.

Table A.3.2-41: 200 (OK) response to the UPDATE request (UE-B to P-CSCF-B).

```

SIP/2.0 200 OK
Via:
To: <sip:user_A@operator_Y.net>; tag=171828
From: <sip:user_B@operator_Y.net>; tag=543210
Call-ID: cb03a0s09a2sdfgklkj490237
CSeq:
P-Preferred-Identity:
Contact: sip:UE-B@operatorX.net;gr=urn:uuid:354faf-7dad-22a1-b123-8a0d21f676f
Allow:
Content-Type: application/sdp
Content-Length: (...)

v=0
o=- 2987933615 2987933615 IN IP4 192.0.2.4
s=
t=0 0
c=IN IP4 192.0.2.4
m=audio 49170 RTP/AVP 97 98
a=curr:qos local sendrecv
a=curr:qos remote sendrecv
a=des:qos mandatory local sendrecv
a=des:qos none remote sendrecv
a=rtpmap:97 AMR
a=fmtp:97 mode-set=0,2,5,7; mode-change-period=2
a=rtpmap:96 telephone-event
a=maxptime:20

```

42-48. 200 (OK) response to the UPDATE request (P-CSCF-B to UE-A via IBCF-4, IBCF-3, intermediate IMS CN subsystem entities, IBCF-2 and IBCF-1).

42. When P-CSCF-B receives the 200 (OK) response to the UPDATE request the P-CSCF-B performs the same actions as in step 10.

43. When IBCF-4 receives the 200 (OK) response to the UPDATE request the IBCF-4 performs the same actions as in step 11.

44. When IBCF-3 receives the 200 (OK) response to the UPDATE request the IBCF-3 performs the same actions as in step 12.

45. The intermediate IMS CN subsystem entities do not manipulate the SDP answer.

46. When IBCF-2 receives the 200 (OK) response to the UPDATE request the IBCF-2 performs the same actions as in step 14.

47. When IBCF-1 receives the 200 (OK) response to the UPDATE request the IBCF-1 performs the same actions as in step 15.

48. When P-CSCF-A receives the 200 (OK) response to the UPDATE request the P-CSCF-A performs the same actions as in step 16.

49-56. 180 (Ringing) response (UE-B to UE-A via P-CSCF-B, IBCF-4, IBCF-3, intermediate IMS CN subsystem entities, IBCF-2, IBCF-1 and P-CSCF-A).

No OMR specific action is required.

57-64. 200 (OK) response to the INVITE request (UE-B to UE-A via P-CSCF-B, IBCF-4, IBCF-3, intermediated IMS CN subsystem, IBCF-2, IBCF-1 and P-CSCF-A).

The User B accepts the call and the UE-B sends a 200 (OK) response to the INVITE request. No OMR specific action is required.

65-72. ACK request (UE-A to UE-B via P-CSCF-A, IBCF-1, IBCF-2, intermediated IMS CN subsystem, IBCF-3, IBCF-4 and P-CSCF-B).

The UE-B acknowledges the reception of the 200 (OK) response by means of a 200 (OK) response.

A.4 IMS-ALG allocates a local transcoding MR when performing proactive transcoding without resource reservation

A.4.1 General

This subclause provides an example of a call where a transcoding MR adds the AMR codec to the initial SDP offer without MR allocation.

The UE selects the added codec and the IMS-ALG needs to reserve MR and send an UPDATE request with the IP address and port number of the allocated MR.

The IMS-ALG is transcoding between the AMR-WB codec and the AMR codec when the call is established.

Figure A.4.1-1 shows the realm and IP structure used in this example.

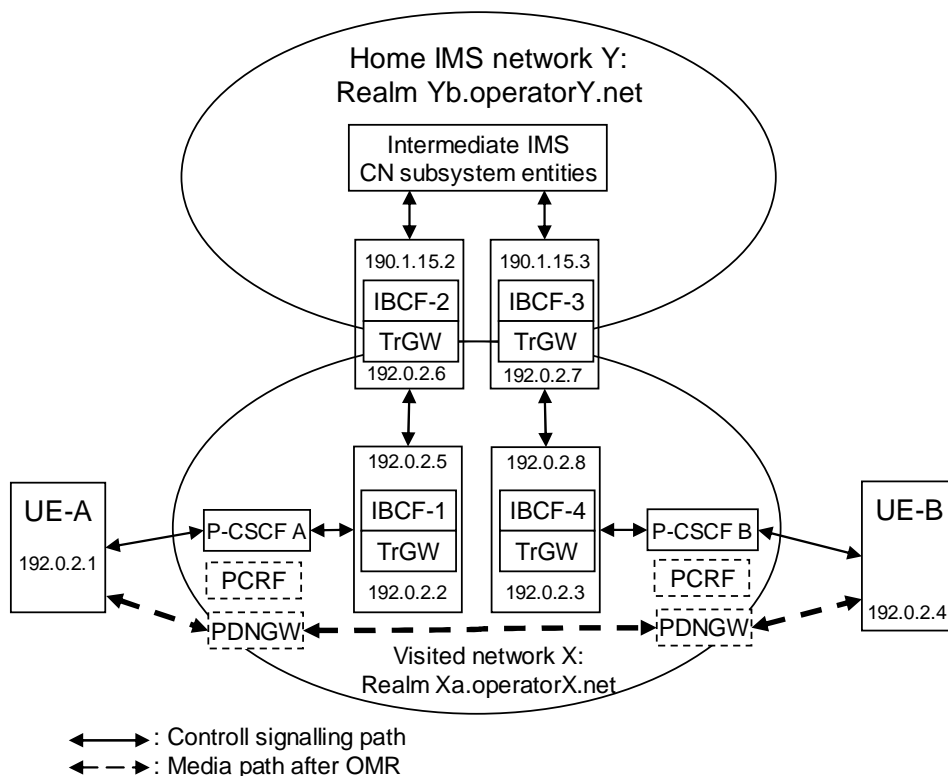


Figure A.4.1-1: IP realm and IP structure.

A.4.2 Message flow

The user A at UE-A and the user B at UE-B are roaming into a visited network X and both users belong to the same operator Y.

Preconditions:

- Both user A and B are registered to the Home IMS network Y via the visited operator X network;
- the visited operator X and the operator Y have an agreement to allow media to be bypassed using OMR;
- both user A and B are connected to the realm "Xa.operatorX.net" of the visited operator network X;

- the AMR-WB codec is allowed and accepted by all involved entities. However, the local policy of operator X is that the AMR codec shall always be included in the initial SDP offers from a UE in the operator X network; and
- no B2BUA manipulating SDP is connected in the intermediate IM CN subsystem.

Figure A.4.2-1 shows the message flow for the scenario.




Figure A.4.2-1: Message flow for proactive transcoder without resource reservation.

NOTE: For clarity, the SIP 100 (Trying) messages are not shown in the signalling flow.

The steps of the flow are as follows:

1. INVITE request (UE-A to P-CSCF-A) - see example in table A.4.2-1.

The UE-A sends a SIP INVITE request according to 3GPP TS 24.229 [4]. The INVITE request includes an SDP offer proposing the use of the AMR-WB codec and inband DTMF.

Table A.4.2-1: SIP INVITE request (UE-A to P-CSCF-A)

```

INVITE SIP: user_B@operator_Y.net; SIP/2.0

SIP headers according to 3GPP TS 24.229 [4]

Content-Type: application/sdp
Content-Length: (...)

v=0
o=- 2987933615 2987933615 IN IP4 192.0.2.1
s=
b=AS:30
b=RS:0
b=RR:2000
c=IN IP4 192.0.2.1
m=audio 49170 RTP/AVP 96 97
a=curr:qos local none
a=curr:qos remote none
a=des:qos mandatory local sendrecv
a=des:qos none remote sendrecv
a=rtptime:96 telephone-event
a=rtptime:97 AMR-WB/16000/1
a=fmtp:97 mode-change-capability=2; max-red=220
a=ptime:20
a=maxptime:240

```

2. INVITE request (P-CSCF-A to IBCF-1) - see example in table A.4.2-1.

The P-CSCF-A uses the procedures in subclauses 6.1.5, 6.1.7 and 6.1.9 since no MR could be bypassed and no MR is allocated.

The P-CSCF-A:

- uses the connection-address from the SDP c-line as incoming connection-address;
- uses the port information from the SDP m-line as incoming port information;
- uses the codec information from the SDP m-line;
- inserts the incoming codec information into the SDP m-line and associated attribute lines of the modified SDP offer;
- uses the incoming connection address as the connection address in the SDP c-line of the forwarded SDP offer, and
- uses the incoming port information as port information in the SDP m-line of the modified SDP offer.

The P-CSCF-A then selects an IBCF, IBCF-1, in the realm "Xa.operatorX.net" and forwards the INVITE request with the SDP offer to the IBCF-1 according to 3GPP TS 24.229 [4].

3. INVITE request (IBCF-1 to IBCF-2) - see example in table A.4.2-3

The IBCF-1 uses the procedures in subclauses 6.1.5, 6.1.7 and 6.1.9 since no previous realm instance offers an opportunity to bypass a previous MR and a local MR is not required for realm matching. The IBCF-1 has access to a transcoding MR.

The IBCF-1:

- uses the connection-address from the SDP c-line as incoming connection-address;
- uses the port information from the SDP m-line as incoming port information;
- uses the codec information from the SDP m-line;
- constructs and adds to the modified SDP offer a visited-realm instance 1 for the media line associated with the connection address and port information for the media line in the received SDP offer;

- makes the codec changes to incoming codec information according to local policy, taking into account the procedures in clause 5.4, and inserts the AMR codec information into the SDP m-line and associated attribute lines of the modified SDP offer;
- adds to the modified SDP offer a visited-realm instance 2 with the same IP realm, connection address and port information as in the previous visited-realm instance 1 for the media line including the incoming codec information; and
- computes a checksum value for the media line as described in subclause 5.6.3 and adds omr-m-cksum and omr-s-cksum attributes for the media line. The omr-s-cksum is set to "0" since there are no session line attributes left to calculate the checksum on.

The IBCF-1 then selects an IBCF, IBCF-2, in the realm "Xa.operatorX.net" and forwards the INVITE request with the SDP offer to the IBCF-2 according to 3GPP TS 24.229 [4].

Table A.4.2.2-3: SIP INVITE request (IBCF-1 to IBCF-2)

```
INVITE SIP: user_B@operator_Y.net; SIP/2.0

SIP headers according to 3GPP TS 24.229 [4]

Content-Type: application/sdp
Content-Length: (...)

v=0
o=- 2987933615 2987933615 IN IP4 192.0.2.1
s=
c=IN IP4 192.0.2.1
m=audio 49170 RTP/AVP 96 97 98
a=curr:qos local none
a=curr:qos remote none
a=des:qos mandatory local sendrecv
a=des:qos none remote sendrecv
a=rtpmap:96 telephone-event
a=rtpmap:97 AMR-WB/16000/1
a=fmtp:97 mode-change-capability=2; max-red=220
a=rtpmap:98 AMR/8000/1
a=fmtp:98 mode-change-capability=2; max-red=220; octet-align=1
a=ptime:20
a=maxptime:240
b=AS:30
b=RS:0
b=RR:2000
a=visited-realm:1 Xa.operatorX.net IN IP4 192.0.2.1 49170
a=visited-realm:2 Xa.operatorX.net IN IP4 192.0.2.1 49170
a=omr-codecs:2 audio RTP/AVP 96 97
a=omr-m-att:2 rtpmap:96 telephone-event
a=omr-m-att:2 rtpmap:97 AMR-WB/16000/1
a=omr-m-att:2 fmtp:97 mode-change-capability=2; max-red=220
a=omr-m-att:2 curr:qos local none
a=omr-m-att:2 curr:qos remote none
a=omr-m-att:2 des:qos mandatory local sendrecv
a=omr-m-att:2 des:qos none remote sendrecv
a=omr-m-att:2 ptime:20
a=omr-m-att:2 maxptime:240
a=omr-s-bw:2 AS:30
a=omr-s-bw:2 RS:0
a=omr-s-bw:2 RR:2000
a=omr-m-cksum:(..)
a=omr-s-cksum:0
```

4-5. INVITE request (IBCF-2 to IBCF-3 via intermediate IMS CN subsystem entities) - see example in table A.4.2-4.

The IBCF-2 uses the procedure in subclauses 6.1.5, 6.1.6 and 6.1.9 since no realm instance offers an opportunity to bypass a previous MR and a local MR is required for realm matching.

The IBCF-2:

- uses the connection-address from the SDP c-line as incoming connection-address;

- uses the port information from the SDP m-line as incoming port information;
- uses the codec information from the SDP m-line and associated non-OMR attribute lines as incoming codec information;
- allocates an MR context with access to the IP realms, nettypes and addrtypes associated with the incoming connection address and port information and outgoing signalling paths, respectively, applying procedures as described in subclause 6.3,
- insert the incoming connection address and incoming port information for the media line into the remote connection address and port information for the incoming termination on the MR;
- provides to the MR the incoming codec information;
- replaces the connection address and port information for the media line in the SDP offer with the connection address and port information from the MR termination on the outgoing side;
- adds to the modified SDP offer a visited-realm instance 3 for the IP realm associated with the connection address and port information for the media line in the modified SDP offer;
- computes a checksum value for the media line as described in subclause 5.6.3 and adds the omr-m-cksum and omr-s-cksum attributes for the media line. The omr-s-cksum attribute is set to "0" since there are no session line attributes to compute the checksum on; and
- forwards the INVITE request to the intermediate IMS CN subsystem entities in realm "Yb.operatorY.net" according to 3GPP TS 24.229 [4].

None of the intermediate IMS CN subsystem entities manipulated with the SDP offer but the identity of [user B@operator Y.net](#) in the Request-URI is change to the contact address, i.e. UE-B@operatorX.net.

The intermediate IMS CN subsystem entities select an IBCF, IBCF-3, and forward the INVITE request with the SDP offer to the IBCF-3 according to 3GPP TS 24.229 [4].

Table A.4.2-4: SIP INVITE request (IBCF-2 to IBCF-3 via intermediate IMS CN subsystem entities)

```

INVITE SIP: sip:user_B@operatorX.net; SIP/2.0

SIP headers according to 3GPP TS 24.229 [4]

Content-Type: application/sdp
Content-Length: (...)

v=0
o=- 2987933615 2987933615 IN IP4 192.0.2.1
s=
c=IN IP4 190.1.15.2
m=audio 11324 RTP/AVP 96 97 98
a=curr:qos local none
a=curr:qos remote none
a=des:qos mandatory local sendrecv
a=des:qos none remote sendrecv
a=rtpmap:96 telephone-event
a=rtpmap:97 AMR-WB/16000/1
a=fmtp:97 mode-change-capability=2; max-red=220
a=rtpmap:98 AMR/8000/1
a=fmtp:98 mode-change-capability=2; max-red=220; octet-align=1
a=ptime:20
a=maxptime:240
b=AS:30
b=RS:0
b=RR:2000
a=visited-realm:1 Xa.operatorX.net IN IP4 192.0.2.1 49170
a=visited-realm:2 Xa.operatorX.net IN IP4 192.0.2.1 49170
a=omr-codecs:2 audio RTP/AVP 96 97
a=omr-m-att:2 rtpmap:96 telephone-event
a=omr-m-att:2 rtpmap:97 AMR-WB/16000/1
a=omr-m-att:2 fmtp:97 mode-change-capability=2; max-red=220
a=omr-m-att:2 curr:qos local none
a=omr-m-att:2 curr:qos remote none
a=omr-m-att:2 des:qos mandatory local sendrecv
a=omr-m-att:2 des:qos none remote sendrecv
a=omr-m-att:2 ptime:20
a=omr-m-att:2 maxptime:240
a=omr-s-bw:2 AS:30
a=omr-s-bw:2 RS:0
a=omr-s-bw:2 RR:2000
a=visited-realm:3 Yb.operatorY.net IN IP4 190.1.15.2 11324
a=omr-m-cksum:(..)
a=omr-s-cksum:0

```

6. INVITE request (IBCF-3 to IBCF-4) - see example in table A.4.2-6.

The IBCF-3 uses the procedures in subclauses 6.1.4, 6.1.7 and 6.1.9 since a previous realm instance exists that can be used to bypass a previous MR, IBCF-2, and bypass is allowed according to operator X and operator Y agreements, and the previous realm instance match the outgoing realm so that no local MR is required.

The IBCF-3:

- uses the connection address and port information for the media line in the SDP offer with the connection-address and port information from the selected instance 2 as incoming connection address and incoming port information for the media line;
- reconstruct the associated codec information for the media line in the received SDP offer from the selected instance 2 as described in subclause 5.3, i.e. using the SDP a-lines, b-lines, transport format and list of media formats of the media line in the received SDP offer;
- deletes the visited-realm instance 3;
- inserts the incoming codec information into the SDP m-line and associated attribute lines of the modified SDP offer;
- uses the incoming connection address as the connection address in the SDP c-line of the forwarded SDP offer;
- uses the incoming port information as port information in the SDP m-line of the modified SDP offer;

- computes a checksum value for the media line as described in subclause 5.6.3 and adds the `omr-m-cksum` and `omr-s-cksum` attributes for the media line. The `omr-s-cksum` attribute is set to "0" since there are no session line attributes to compute the checksum on; and
- selects an IBCF, IBCF-4, in the realm "Xa.operatorX.net" and forwards the SDP offer according to 3GPP TS 24.229 [4] to IBCF-4.

Table A.4.2-6: SIP INVITE request (IBCF-3 to IBCF-4)

```

INVITE SIP: sip:UE-B@operatorX.net; SIP/2.0

SIP headers according to 3GPP TS 24.229 [4]

Content-Type: application/sdp
Content-Length: (...)

v=0
o=- 2987933615 2987933615 IN IP4 192.0.2.1
s=
c=IN IP4 192.0.2.1
m=audio 49170 RTP/AVP 96 97 98
a=curr:qos local none
a=curr:qos remote none
a=des:qos mandatory local sendrecv
a=des:qos none remote sendrecv
a=rtpmap:96 telephone-event
a=rtpmap:97 AMR-WB/16000/1
a=fmtp:97 mode-change-capability=2; max-red=220
a=rtpmap:98 AMR/8000/1
a=fmtp:98 mode-change-capability=2; max-red=220; octet-align=1
a=ptime:20
a=maxptime:240
b=AS:30
b=RS:0
b=RR:2000
a=visited-realm:1 Xa.operatorX.net IN IP4 192.0.2.1 49170
a=visited-realm:2 Xa.operatorX.net IN IP4 192.0.2.1 49170
a=omr-codecs:2 audio RTP/AVP 96 97
a=omr-m-att:2 rtpmap:96 telephone-event
a=omr-m-att:2 rtpmap:97 AMR-WB/16000/1
a=omr-m-att:2 fmtp:97 mode-change-capability=2; max-red=220
a=omr-m-att:2 curr:qos local none
a=omr-m-att:2 curr:qos remote none
a=omr-m-att:2 des:qos mandatory local sendrecv
a=omr-m-att:2 des:qos none remote sendrecv
a=omr-m-att:2 ptime:20
a=omr-m-att:2 maxptime:240
a=omr-s-bw:2 AS:30
a=omr-s-bw:2 RS:0
a=omr-s-bw:2 RR:2000
a=omr-m-cksum:(..)
a=omr-m-cksum:0

```

7. INVITE request (IBCF-4 to P-CSCF B) - see example in table A.4.2-7.

The IBCF-4 uses the procedures in subclauses 6.1.5, 6.1.7 and 6.1.9 since a previous realm instance exists that can be used to bypass a previous MR, IBCF-1, and the previous realm instance match the outgoing realm so that no local MR is required.

The IBCF-4:

- uses the connection address and port information from the SDP c-line in the received SDP offer in the SDP offer as incoming connection address and incoming port information in subsequent steps;
- use the port information from the SDP m-line in the received SDP offer as incoming port in subsequent steps;
- uses the codec information from the SDP m-line and associated non-OMR attribute lines in the received SDP offer as incoming codec information in the subsequent steps;
- inserts the incoming codec information into the SDP m-line and associated attribute lines of the modified SDP offer;

- uses the incoming connection address as the connection address in the SDP c-line of the forwarded SDP offer; and
- uses the incoming port information as port information in the SDP m-line of the modified SDP offer; and
- forwards the INVITE request with the unmodified SDP offer to the P-CSCF-B, in the realm "X.operatorX.net" according to 3GPP TS 24.229 [4].

Table A.4.2-7: SIP INVITE request (IBCF-4 to P-CSCF B)

```

INVITE SIP: sip:UE-B@operatorX.net; SIP/2.0

SIP headers according to 3GPP TS 24.229 [4]

Content-Type: application/sdp
Content-Length: (...)

v=0
o=- 2987933615 2987933615 IN IP4 192.0.2.1
s=
c=IN IP4 192.0.2.1
m=audio 49170 RTP/AVP 96 97 98
a=crr:qos local none
a=crr:qos remote none
a=des:qos mandatory local sendrecv
a=des:qos none remote sendrecv
a=rtpmap:96 telephone-event
a=rtpmap:97 AMR-WB/16000/1
a=fmtp:97 mode-change-capability=2; max-red=220
a=rtpmap:98 AMR/8000/1
a=fmtp:98 mode-change-capability=2; max-red=220; octet-align=1
a=ptime:20
a=maxptime:240
b=AS:30
b=RS:0
b=RR:2000
a=visited-realm:1 Xa.operatorX.net IN IP4 192.0.2.1 49170
a=visited-realm:2 Xa.operatorX.net IN IP4 192.0.2.1 49170
a=omr-codecs:2 audio RTP/AVP 96 97
a=omr-m-att:2 rtpmap:96 telephone-event
a=omr-m-att:2 rtpmap:97 AMR-WB/16000/1
a=omr-m-att:2 fmtp:97 mode-change-capability=2; max-red=220
a=omr-m-att:2 curr:qos local none
a=omr-m-att:2 curr:qos remote none
a=omr-m-att:2 des:qos mandatory local sendrecv
a=omr-m-att:2 des:qos none remote sendrecv
a=omr-m-att:2 ptime:20
a=omr-m-att:2 maxptime:240
a=omr-s-bw:2 AS:30
a=omr-s-bw:2 RS:0
a=omr-s-bw:2 RR:2000
a=omr-m-cksum:(..)
a=omr-m-cksum:0

```

8. INVITE request (P-CSCF to UE- B) - see example in table A.4.2-8.

The P-CSCF-B uses the procedures in subclauses 6.1.5, 6.1.7 and 6.1.9 since no previous realm instance offers an opportunity to bypass an MR and no local MR is required to match the incoming realm to the outgoing realm.

- uses the connection-address from the SDP c-line as incoming connection-address;
- uses the port information from the SDP m-line as incoming port information;
- uses the codec information from the SDP m-line and associated non-OMR attribute lines as incoming codec information;
- according to the local policy, deletes all OMR attributes from the SDP offer; and
- forwards the INVITE request with the unmodified SDP offer to the UE-B according to 3GPP TS 24.229 [4].

Table A.4.2-8: SIP INVITE request (P-CSCF-B to UE-B)

```

INVITE SIP: sip:UE-B@operatorX.net; SIP/2.0

SIP headers according to 3GPP TS 24.229 [4]

Content-Type: application/sdp
Content-Length: (...)

v=0
o=- 2987933615 2987933615 IN IP4 192.0.2.1
s=
c=IN IP4 192.0.2.1
m=audio 49170 RTP/AVP 96 97 98
a=curr:qos local none
a=curr:qos remote none
a=des:qos mandatory local sendrecv
a=des:qos none remote sendrecv
a=rtpmap:96 telephone-event
a=rtpmap:97 AMR-WB/16000/1
a=fmtp:97 mode-change-capability=2; max-red=220
a=rtpmap:98 AMR/8000/1
a=fmtp:98 mode-change-capability=2; max-red=220; octet-align=1
a=ptime:20
a=maxptime:240
b=AS:30
b=RS:0
b=RR:2000

```

9. 183 (Session Progress) response (UE-B to P-CSCF-B) - see example in table A.4.2-9.

The UE accepts the AMR codec and sends a 183 (Session Progress) response with an SDP offer indicating that resources are not yet available to P-CSCF-B according to 3GPP TS 24.229 [4].

Table A.4.2-9: 183 (Session Progress) response (UE-B to P-CSCF-B)

```

SIP/2.0 183 Session Progress

SIP headers according to 3GPP TS 24.229 [4]

Content-Type: application/sdp
Content-Length: (...)

v=0
o=- 2987933615 2312345678 IN IP4 192.0.2.1
s=
c=IN IP4 192.0.2.4
m=audio 16511 RTP/AVP 96 98
a=curr:qos local none
a=curr:qos remote none
a=des:qos mandatory local sendrecv
a=des:qos none remote sendrecv
a=rtpmap:96 telephone-event
a=rtpmap:98 AMR/8000/1
a=fmtp:98 mode-change-capability=2; max-red=220; octet-align=1
a=ptime:20
a=maxptime:240
b=AS:30
b=RS:0
b=RR:2000

```

10. 183 (Session Progress) response (P-CSCF-B to IBCF-4) - see example in table A.4.2-9

The P-CSCF-B uses the procedures in subclauses 6.2.7 and 6.2.9 since the connection address is valid and no primary local MR was allocated.

The P-CSCF-B:

- does not modify the SDP answer and forwards the 183 (Session Progress) response with the SDP answer to IBCF-4 according to 3GPP TS 24.229 [4].

11. 183 (Session Progress) response (IBCF-4 to IBCF-3) - see example in table A.4.2-11

The IBCF-4 uses procedures in subclauses 6.2.7 and 6.2.9 since a valid connection address was received in the SDP answer and no MR was allocated when sending the SDP answer.

The IBCF-4:

- copies into the media line of the SDP answer the visited-realm instance 2 from the media line of the received SDP offer that was used to populate the connection address and port information in the forwarded SDP offer, replacing the connection-address and port information in the instance with the connection address and port information from the received SDP answer;
- replaces the connection address information in the SDP answer with the unspecified address of IPv4, i.e. "0.0.0.0"; and
- forwards the 183 (Session Progress) response with the modified SDP answer according to 3GPP TS 24.229 [4].

Table A.4.2-11: 183 (Session Progress) response (IBCF-4 to IBCF-3)

```
SIP/2.0 183 Session Progress
SIP headers according to 3GPP TS 24.229 [4]
Content-Type: application/sdp
Content-Length: (...)
v=0
o=- 2987933615 2312345678 IN IP4 192.0.2.1
s=-
c=IN IP4 0.0.0.0
m=audio 16511 RTP/AVP 96 98
a=curr:qos local none
a=curr:qos remote none
a=des:qos mandatory local sendrecv
a=des:qos none remote sendrecv
a=rtpmap:96 telephone-event
a=rtpmap:98 AMR/8000/1
a=fmtp:98 mode-change-capability=2; max-red=220; octet-align=1
a=ptime:20
a=maxptime:240
b=AS:30
b=RS:0
b=RR:2000
a=visited-realm:1 Xa.operatorX.net IN IP4 192.0.2.4 16511
```

12-13. 183 (Session Progress) response (IBCF-3 to IBCF-2 via intermediate IMS CN subsystem entities) - see example in table A.4.2-11

The IBCF-3 uses procedures in subclauses 6.2.5 and 6.2.9 since an unspecified connection address and a visited-realm was received.

The IBCF-3 forwards the 183 (Session Progress) response with the unmodified SDP answer to the intermediate IM CN subsystem entities according to 3GPP TS 24.229 [4].

The intermediate IM CN subsystem entities forwards without modification the 183 (Session Progress) response to the IBCF-2 according to 3GPP TS 24.229 [4].

14. 183 (Session Progress) response (IBCF-2 to IBCF-1) - see example in table A.4.2-14

The IBCF-2 uses the procedures in subclauses 6.2.5 and 6.2.9 since the SDP answer contained an unspecified connection address and a realm instance matching one in the received SDP offer and the local MR allocated in step 4 can be bypassed.

The IBCF-2:

- replaces the connection address and port information for the media line in the SDP answer with the connection address and port information from the visited-realm instance 2 in the received SDP answer.

The IBCF-2 retains the primary local MR allocated for realm matching in step 4, until it is no longer potentially needed for this and any other forked dialog.

The IBCF-2 forwards the 183 (Session Progress) response with SDP answer to IBCF-1 according to 3GPP TS 24.229 [4].

Table A.4.2-14: 183 (Session Progress) response (IBCF-2 to IBCF-1)

```
SIP/2.0 183 Session Progress

SIP headers according to 3GPP TS 24.229 [4]

Content-Type: application/sdp
Content-Length: (...)

v=0
o=- 2987933615 2312345678 IN IP4 192.0.2.1
s=-
c=IN IP4 192.0.2.4
m=audio 16511 RTP/AVP 96 98
a=curr:qos local none
a=curr:qos remote none
a=des:qos mandatory local sendrecv
a=des:qos none remote sendrecv
a=rtpmap:96 telephone-event
a=rtpmap:98 AMR/8000/1
a=fmtp:98 mode-change-capability=2; max-red=220; octet-align=1
a=ptime:20
a=maxptime:240
b=AS:30
b=RS:0
b=RR:2000
```

15. PRACK request (IBCF-1 to IBCF-2) - see example in table A.4.2-15

The IBCF-1 determines by subclause 6.2.3 that a transcoder MR is needed since the UE-B selected the codec added by IBCF-1 in step 7. The IBCF-4 uses subclause 6.1.5, 6.1.6 and 6.1.9 since no IMS-ALG can be bypassed and a primary MR is allocated.

The IBCF-1:

- uses the connection-address from the SDP c-line in the original SDP offer as incoming connection-address in subsequent steps;
- uses the port information from the SDP m-line in the original SDP offer as incoming port information in subsequent steps;
- use the codec information from the SDP m-line and associated non-OMR attribute lines in the original SDP offer as incoming codec information in the subsequent steps;
- allocates an MR context with access to the IP realms, nettypes and addrtypes associated with the incoming connection address and port information and the outgoing signalling path;
- inserts the incoming connection address and incoming port information for the media line into the remote connection address and port information for the incoming termination on the MR;
- provides to the MR the incoming codec information;
- remove all OMR specific attributes from the modified SDP offer;
- replaces the connection address and port information for the media line in the SDP offer with the connection address and port information from the MR termination on the outgoing side;
- inserts the modified codec information (keeps the telephone-event codec, removes the AMR-WB codec and adds the AMR codec) into the SDP m-line and associated attribute lines of the modified SDP offer;
- adds to the modified SDP offer a visited-realm instance 2 for the IP realm associated with the connection address and port information for the media line in the modified SDP offer ;
- provides to the MR the modified codec information;

- computes checksum values as described in subclause 5.6.3 adds the "omr-s-cksum" and "omr-m-cksum" attributes for the media line; and
- forwards the PRACK request with the SDP answer to IBCF-2 according to 3GPP TS 24.229 [4].

Table A.4.2-15: PRACK request (IBCF-1 to IBCF-2)

```

PRACK SIP: sip:UE-B@operatorX.net; SIP/2.0

SIP headers according to 3GPP TS 24.229 [4]

Content-Type: application/sdp
Content-Length: (...)

v=0
o=- 2987933615 2087654321 IN IP4 192.0.2.1
s=
b=AS:30
b=RS:0
b=RR:2000
c=IN IP4 192.0.2.5
m=audio 18435 RTP/AVP 96 97 98
a=curr:qos local none
a=curr:qos remote none
a=des:qos mandatory local sendrecv
a=des:qos none remote sendrecv
a=rtpmap:96 telephone-event
a=rtpmap:97 AMR-WB/16000/1
a=fmtp:97 mode-change-capability=2; max-red=220
a=rtpmap:98 AMR/8000/1
a=fmtp:98 mode-change-capability=2; max-red=220; octet-align=1
a=ptime:20
a=maxptime:240
a=visited-realm:2 Xa.operatorX.net IN IP4 192.0.2.5 18435
a=omr-m-cksum:(..)
a=omr-s-cksum:(..)

```

16-17. PRACK request (IBCF-2 to IBCF-3 via intermediate IMS CN subsystem entities) - see example in table A.4.2-16

The IBCF-2 uses the procedures in subclauses 6.1.5, 6.1.6 and 6.1.9 since no previous MRs can be bypassed and a local MR is needed for realm matching.

The IBCF-2:

- uses the connection-address from the SDP c-line in the received SDP offer as incoming connection-address in subsequent steps;
- uses the port information from the SDP m-line in the received SDP offer as incoming port information in subsequent steps; and
- uses the codec information from the SDP m-line and associated non-OMR attribute lines in the received SDP offer as incoming codec information in the subsequent steps.
- inserts the incoming connection address and incoming port information for the media line into the remote connection address and port information for the incoming termination on the MR;
- provides to the MR the incoming codec information;-
- replaces the connection address and port information for the media line in the SDP offer with the connection address and port information from the MR termination on the outgoing side;
- add to the modified SDP offer a visited-realm instance 3 for the IP realm associated with the connection address and port information for the media line in the modified SDP offer;
- computes checksum values as described in subclause 5.6.3 and replace or add the "omr-s-cksum" and "omr-m-cksum" attributes for the media line; and
- forwards the PRACK request with the modified SDP offer to the intermediate IM CN subsystem entities according to 3GPP TS 24.229 [4].

The intermediate IM CN subsystem entities forwards the PRACK request without modifying the SDP offer to the IBCF-3 according to 3GPP TS 24.229 [4].

Table A.4.2-16: PRACK request (IBCF-2 to IBCF-3 via intermediate IMS CN subsystem entities)

```

PRACK SIP: sip:UE-B@operatorX.net; SIP/2.0

SIP headers according to 3GPP TS 24.229 [4]

Content-Type: application/sdp
Content-Length: (...)

v=0
o=- 2987933615 2087654321 IN IP4 192.0.2.1
s=
b=AS:30
b=RS:0
b=RR:2000
c=IN IP4 190.1.15.2
m=audio 11324 RTP/AVP 96 97 98
a=curr:qos local none
a=curr:qos remote none
a=des:qos mandatory local sendrecv
a=des:qos none remote sendrecv
a=rtpmap:96 telephone-event
a=rtpmap:97 AMR-WB/16000/1
a=fmtp:97 mode-change-capability=2; max-red=220
a=rtpmap:98 AMR/8000/1
a=fmtp:98 mode-change-capability=2; max-red=220; octet-align=1
a=ptime:20
a=maxptime:240
a=visited-realm:2 Xa.operatorX.net IN IP4 192.0.2.5 18435
a=visited-realm:3 Yb.operatorY.net IN IP4 190.1.15.2 11324
a=omr-m-cksum:(..)
a=omr-s-cksum:(..)

```

18. PRACK request (IBCF-3 to IBCF-4) - see example in table A.4.2-18

The IBCF-3 uses procedures in subclauses 6.1.4, 6.1.7 and 6.1.9 since previous MR can be bypassed and no local MR is needed.

The IBCF:

- uses the connection address and port information from the selected instance 2 for the media line in the received SDP offer as incoming connection address and incoming port information for the media line in the subsequent steps;
- reconstructs the associated codec information for the media line in the received SDP offer from the selected instance 2 as described in subclause 5.3, and use that codec information as incoming codec information in the subsequent steps;
- inserts the incoming codec information into the SDP m-line and associated attribute lines of the modified SDP offer,
- uses the incoming connection address as the connection address in the SDP c-line of the forwarded SDP offer; and
- uses the incoming port information as determined in previous steps as port information in the SDP m-line of the modified SDP offer;
- computes checksum values as described in subclause 5.6.3 and replaces the "omr-s-cksum" and "omr-m-cksum" attributes for the media line; and
- forwards the PRACK request with the modified the SDP offer to IBCF-2 according to 3GPP TS 24.229 [4].

Table A.4.2-18: PRACK request (IBCF-3 to IBCF-4)

```

PRACK SIP: sip:UE-B@operatorX.net; SIP/2.0

SIP headers according to 3GPP TS 24.229 [4]

Content-Type: application/sdp
Content-Length: (...)

v=0
o=- 2987933615 2087654321 IN IP4 192.0.2.1
s=
b=AS:30
b=RS:0
b=RR:2000
c=IN IP4 192.0.2.5
m=audio 18435 RTP/AVP 96 97 98
a=curr:qos local none
a=curr:qos remote none
a=des:qos mandatory local sendrecv
a=des:qos none remote sendrecv
a=rtpmap:96 telephone-event
a=rtpmap:97 AMR-WB/16000/1
a=fmtp:97 mode-change-capability=2; max-red=220
a=rtpmap:98 AMR/8000/1
a=fmtp:98 mode-change-capability=2; max-red=220; octet-align=1
a=ptime:20
a=maxptime:240
a=visited-realm:2 Xa.operatorX.net IN IP4 192.0.2.5 18435
a=omr-m-cksum:(..)
a=omr-s-cksum:(..)

```

19. PRACK request (IBCF-4 to P-CSCF-B) - see example in table A.4.2-18

The IBCF-4 uses the procedures in subclauses 6.1.5, 6.1.7 and 6.1.9 since allocation of a local MR is not needed and no previous MR can be by passed.

The IBCF-4:

- uses the connection-address from the SDP c-line in the received SDP offer as incoming connection-address in subsequent steps;
- uses the port information from the SDP m-line in the received SDP offer as incoming port information in subsequent steps;
- uses the codec information from the SDP m-line and associated non-OMR attribute lines in the received SDP offer as incoming codec information in the subsequent steps;
- inserts the incoming codec information into the SDP m-line and associated attribute lines of the modified SDP offer;
- uses the incoming connection address as the connection address in the SDP c-line of the forwarded SDP offer;
- uses the incoming port information as determined in previous steps as port information in the SDP m-line of the modified SDP offer; and
- forwards the PRACK request with the unmodified the SDP offer to P-CSCF-B according to 3GPP TS 24.229 [4].

20. PRACK request (P-CSCF-B to UE- B) - see example in table A.4.2-20.

The P-CSCF-B uses the procedures in subclauses 6.1.5, 6.1.7 and 6.1.9 since no previous realm instance offers an opportunity to bypass an MR and no local MR is required to match the incoming realm to the outgoing realm.

- uses the connection-address from the SDP c-line as incoming connection-address;
- uses the port information from the SDP m-line as incoming port information;

- uses the codec information from the SDP m-line and associated non-OMR attribute lines as incoming codec information;
- inserts the incoming codec information into the SDP m-line and associated attribute lines of the modified SDP offer;
- uses the incoming connection address as the connection address in the SDP c-line of the forwarded SDP offer;
- uses the incoming port information as port information in the SDP m-line of the modified SDP offer;
- according to the local policy, deletes the visited-realm "visited-realm:1 Xa.operatorX.net IN IP4 192.0.2.5 18435", the omr-s-cksum:(..) and the "omr-m-cksum=(..)" from the SDP offer ; and
- forwards the UPDATE request with the modified SDP offer to the UE-B according to 3GPP TS 24.229 [4].

Table A.4.2-20: SIP PRACK request (P-CSCF-B to UE-B)

```

UPDATE SIP: sip:UE-B@operatorX.net; SIP/2.0

SIP headers according to 3GPP TS 24.229 [4]

Content-Type: application/sdp
Content-Length: (...)

v=0
o=- 2987933615 2087654321 IN IP4 192.0.2.1
s=
c=IN IP4 192.0.2.5
m=audio 18435 RTP/AVP 96 98
a=curr:qos local none
a=curr:qos remote none
a=des:qos mandatory local sendrecv
a=des:qos none remote sendrecv
a=rtpmap:96 telephone-event
a=rtpmap:98 AMR/8000/1
a=fmtp:98 mode-change-capability=2; max-red=220; octet-align=1
a=ptime:20
a=maxptime:240

```

21. 200 (OK) response (UE-B to P-CSCF-B) - see example in table A.4.2-21.

The UE accepts the AMR codec (again) and sends a 200 (OK) response to the PRACK request with an SDP answer still indicating that resources are not yet available to P-CSCF-B according to 3GPP TS 24.229 [4].

Table A.4.2-21: 200 (OK) response to PRACK request (UE-B to P-CSCF-B)

```

SIP/2.0 200 OK

SIP headers according to 3GPP TS 24.229 [4]

Content-Type: application/sdp
Content-Length: (...)

v=0
o=- 2987933615 2312345678 IN IP4 192.0.2.1
s=-
b=AS:30
b=RS:0
b=RR:2000
c=IN IP4 192.0.2.4
m=audio 16511 RTP/AVP 96 98
a=curr:qos local none
a=curr:qos remote none
a=des:qos mandatory local sendrecv
a=des:qos none remote sendrecv
a=rtptime:96 telephone-event
a=rtptime:98 AMR/8000/1
a=fmtp:98 mode-change-capability=2; max-red=220; octet-align=1
a=ptime:20
a=maxptime:240

```

22. 200 (OK) response (P-CSCF-B to IBCF-4) - see example in table A.4.2-21.

The P-CSCF-B uses the procedures in subclauses 6.2.7 and 6.2.9 since no local MR was allocated the connection address is valid and no visited-realm instance was received in the SDP answer.

The P-CSCF-B:

- does not modify the SDP answer and forwards the 200 (OK) response with the SDP answer to IBCF-4 according to 3GPP TS 24.229 [4].

23. 200 (OK) response (IBCF-4 to IBCF-3) - see example in table A.4.2-21.

The IBCF-4 uses the procedures in subclauses 6.2.7 and 6.2.9 since no local MR was allocated allocated and a valid connection address was received in the SDP answer.

The IBCF-4 forwards the 200 (OK) response to the PRACK request with the unmodified SDP answer according to 3GPP TS 24.229 [4].

24-25. 200 (OK) response (IBCF-3 to IBCF-2 via intermediate IM CN subsystem entities) - see example in table A.4.2-24.

The IBCF-3 uses procedures in subclauses 6.2.7 and 6.2.9 since no local MR was allocated allocated and an unspecified connection address and no visited-realm instance was received in the SDP answer.

The IBCF-3:

- copies into the media line of the SDP answer the visited-realm instance 2 from the media line of the received SDP offer that was used to populate the connection address and port information in the forwarded SDP offer, replacing the connection-address and port information in the instance with the connection address and port information from the received SDP answer;
- replaces the connection address information in the SDP answer with the unspecified address of the IPv4, i.e. "0.0.0.0"; and
- forwards the 200 (OK) response to the PRACK request with the modified SDP answer to the intermediate IM CN subsystem entities according to 3GPP TS 24.229 [4].

The intermediate IM CN subsystem entities forwards the 200 (OK) response to the PRACK request to the IBCF-2 according to 3GPP TS 24.229 [4] without modifying the SDP offer.

Table A.4.2-24: 200 (OK) response to PRACK request (IBCF-3 to IBCF-2 via intermediate IM CN subsystem entities)

```

SIP/2.0 200 OK

SIP headers according to 3GPP TS 24.229 [4]

Content-Type: application/sdp
Content-Length: (...)

v=0
o=- 2987933615 2312345678 IN IP4 192.0.2.1
s=-
b=AS:30
b=RS:0
b=RR:2000
c=IN IP4 0.0.0.0
m=audio 16511 RTP/AVP 96 98
a=curr:qos local none
a=curr:qos remote none
a=des:qos mandatory local sendrecv
a=des:qos none remote sendrecv
a=rtpmap:96 telephone-event
a=rtpmap:98 AMR/8000/1
a=fmtp:98 mode-change-capability=2; max-red=220; octet-align=1
a=ptime:20
a=maxptime:240
a=visited-realm:2 Xa.operatorX.net 192.0.2.4 16511

```

26. 200 (OK) response (IBCF-2 to IBCF-1) - see example in table A.4.2-26.

The IBCF-2 uses the procedures in subclauses 6.2.5 and 6.2.9 since an unspecified connection address and a visited-realm instance was received.

The IBCF-2:

- replaces the connection address and port information for the media line in the SDP answer with the connection address and port information from the visited-realm instance 2 in the received SDP answer;
- forwards the 200 (OK) response to the PRACK request with the modified SDP answer to IBCF-1 according to 3GPP TS 24.229 [4]; and
- keeps the allocated MR until it is no longer potentially needed for this and any other forked dialog.

Table A.4.2-26: 200 (OK) response to PRACK request (IBCF-2 to IBCF-1)

```

SIP/2.0 200 OK

SIP headers according to 3GPP TS 24.229 [4]

Content-Type: application/sdp
Content-Length: (...)

v=0
o=- 2987933615 2312345678 IN IP4 192.0.2.1
s=-
b=AS:30
b=RS:0
b=RR:2000
c=IN IP4 192.0.2.4
m=audio 16511 RTP/AVP 96 98
a=curr:qos local none
a=curr:qos remote none
a=des:qos mandatory local sendrecv
a=des:qos none remote sendrecv
a=rtpmap:96 telephone-event
a=rtpmap:98 AMR/8000/1
a=fmtp:98 mode-change-capability=2; max-red=220; octet-align=1
a=ptime:20
a=maxptime:240

```

27. 183 (Session Progress) response (IBCF-1 to P-CSCF-A) - see example in table A.4.2-27.

The IBCF-1 continues from the point when the 183 (Session Progress) response to the INVITE request was received in step 14 and uses the procedures in subclauses 6.2.8 and 6.2.9 since the IBCF-4 retains the MR allocated in 4step 14.

The IBCF-1:

- updates the remote connection address and port information for the outgoing termination on the selected MR context with the connection address and port information for the media line in the received SDP answer;
- modifies the SDP answer to include the codecs selected for the incoming termination of the selected local MR;
- replaces the connection address and port information for the media line in the SDP answer with the local connection address and port information for the incoming termination on the selected MR;
- removes the visited-realm instance; and
- forwards 183 (Session Progress) response with the modified SDP answer to P-CSCF-A according to 3GPP TS 24.229 [4].

Table A.4.2-27 183 (Session Progress) response (IBCF-1 to P-CSCF-A)

```
SIP/2.0 183 Session Progress
SIP headers according to 3GPP TS 24.229 [4]
Content-Type: application/sdp
Content-Length: (...)

v=0
o=- 2987933615 2087654321 IN IP4 192.0.2.3
s=-
b=AS:30
b=RS:0
b=RR:2000
c=IN IP4 192.0.2.2
m=audio 23563 RTP/AVP 96 97
a=curr:qos local none
a=curr:qos remote sendrecv
a=des:qos mandatory local sendrecv
a=des:qos none remote sendrecv
a=rtpmap:97 AMR-WB/16000/1
a=fmtp:97 mode-change-capability=2; max-red=220
a=rtpmap:96 telephone-event
a=maxptime:20
a=maxptime:240
```

28. 183 (Session Progress) response (P-CSCF-A to UE-A) - see example in table A.4.2-27

The P-CSCF-A forwards the 183 (Session Progress) with the SDP answer to the UE-A according to 3GPP TS 24.229 [4].

29-30. PRACK request (UE-A to IBCF-1 via P-CSCF-A).

The UE-A acknowledges the reception of the SDP offer and the 183 (Session Progress) response by means of a PRACK request.

31-32. 200 (OK) response to the PRACK request (IBCF-1 to UE-A via P-CSCF-A).

The IBCF-1 acknowledges the reception of the PRACK request by means of a 200 (OK) response.

33. UPDATE request (UE-A to P-CSCF-A) - see example in table A.4.2-33.

When the UE-A has got resources reserved the UE-A sends an UPDATE request.

The SDP offer in the UPDATE the request is the same as the SDP offer in the INVITE request in the step 1 with the only exception that "a=curr:qos local none" is now changed to "a=curr:qos local sendrecv".

Table A.4.2.-33: UPDATE request (UE-A to P-CSCF-A)

```
UPDATE SIP: sip:UE-A@operatorX.net; SIP/2.0

SIP headers according to 3GPP TS 24.229 [4]

Content-Type: application/sdp
Content-Length: (...)

v=0
o=- 2987933615 2987933616 IN IP4 192.0.2.1
s=
b=AS:30
b=RS:0
b=RR:2000
c=IN IP4 192.0.2.1
m=audio 49170 RTP/AVP 96 97
a=curr:qos local sendrecv
a=curr:qos remote none
a=des:qos mandatory local sendrecv
a=des:qos none remote sendrecv
a=rtpmap:96 telephone-event
a=rtpmap:97 AMR-WB/16000/1
a=fmtp:97 mode-change-capability=2; max-red=220
a=ptime:20
a=maxptime:240
```

34-40. UPDATE request (P-CSCF-A to UE-B via IBCF-1, IBCF-2, intermediate IMS CN subsystem entities IBCF-3, IBCF-4 and P-CSCF-B).

34) The P-CSCF-A prepares the SDP offer in the same way as in step 2.

35) The IBCF-1 prepares the SDP offer in the same way as in step 15 with the exception that the MR allocated in 15 is reused.

36) The IBCF-2 prepares the SDP offer in the same way as in step 16.

37) Intermediate IMS CN subsystem entities do not manipulate the SDP offer.

38) The IBCF-3 prepares the SDP offer in the same way as in step 18.

39) The IBCF-4 prepares the SDP offer in the same way as in step 19.

40) The P-CSCF-B prepares the SDP offer in the same way as in step 20.

41. 200 (OK) response to the UPDATE request (UE-B to P-CSCF-B) - see example in table A.4.2-41.

The UE-B acknowledges the reception of the UPDATE request by means of a 200 (OK) response containing an SDP answer.

Table A.4.2-41: 200 (OK) response to the UPDATE request (UE-B to P-CSCF-B).

```

SIP/2.0 200 OK

SIP headers according to 3GPP TS 24.229 [4]

Content-Type: application/sdp
Content-Length: (...)

v=0
o=- 2987933615 2987933615 IN IP4 192.0.2.4
s=
t=0 0
c=IN IP4 192.0.2.4
m=audio 16511 RTP/AVP 96 98
a=curr:qos local sendrecv
a=curr:qos remote sendrecv
a=des:qos mandatory local sendrecv
a=des:qos none remote sendrecv
a=rtpmap:98 AMR/8000/1
a=fmtp:98 mode-change-capability=2; max-red=220; octet-align=1
a=rtpmap:96 telephone-event
a=maxptime:20

```

42-48. 200 (OK) response to the UPDATE request (P-CSCF-B to UE-A via IBCF-4, IBCF-3, intermediate IMS CN subsystem entities, IBCF-2 and IBCF-1).

- 42) The P-CSCF-B prepares the SDP answer in the same way as in step 22.
- 43) The IBCF-4 prepares the SDP answer in the same way as in step 23.
- 44) The IBCF-3 prepares the SDP answer in the same way as in step 24.
- 45) Intermediate IMS CN subsystem entities do not manipulate the SDP answer.
- 46) The IBCF-2 prepares the SDP answer in the same way as in step 26.
- 47) The IBCF-1 prepares the SDP answer in the same way as in step 27.
- 48) The P-CSCF-A performs the same actions as in step 28.

49-56. 180 (Ringing) response (UE-B to UE-A via P-CSCF-B, IBCF-4, IBCF-3, intermediate IMS CN subsystem entities, IBCF-2, IBCF-1 and P-CSCF-A).

No OMR specific action is required.

57-64. 200 (OK) response to the INVITE request (UE-B to UE-A via P-CSCF-B, IBCF-4, IBCF-3, intermediated IMS CN subsystem, IBCF-2, IBCF-1 and P-CSCF-A).

The User B accepts the call and the UE-B sends a 200 (OK) response to the INVITE request. The response contains no SDP.

The IBCF-2 releases the MR not used in the call.

65-72. ACK request (UE-A to UE-B via P-CSCF-A, IBCF-1, IBCF-2, intermediated IMS CN subsystem, IBCF-3, IBCF-4 and P-CSCF-B).

The UE-B acknowledges the reception of the 200 (OK) response by means of a 200 (OK) response.

A.5 IMS-ALG bypasses an allocated transcoding MR

A.5.1 General

This subclause provides an example of a call where the UE initiating a call offers the AMR codec. An IMS-ALG, IBCF-1 in figure A.2.1, adds the AMR-WB codec to the initial SDP offer and reserves an MR resource.

The terminating UE selects the AMR codec and the IMS-ALG needs to deallocate the MR and update the terminating UE with the IP addresses of the UE-A in a realm instance to allow bypassing of the IMS-ALG itself.

Figure A.5.1-1 shows the realm and IP structure used in this example.

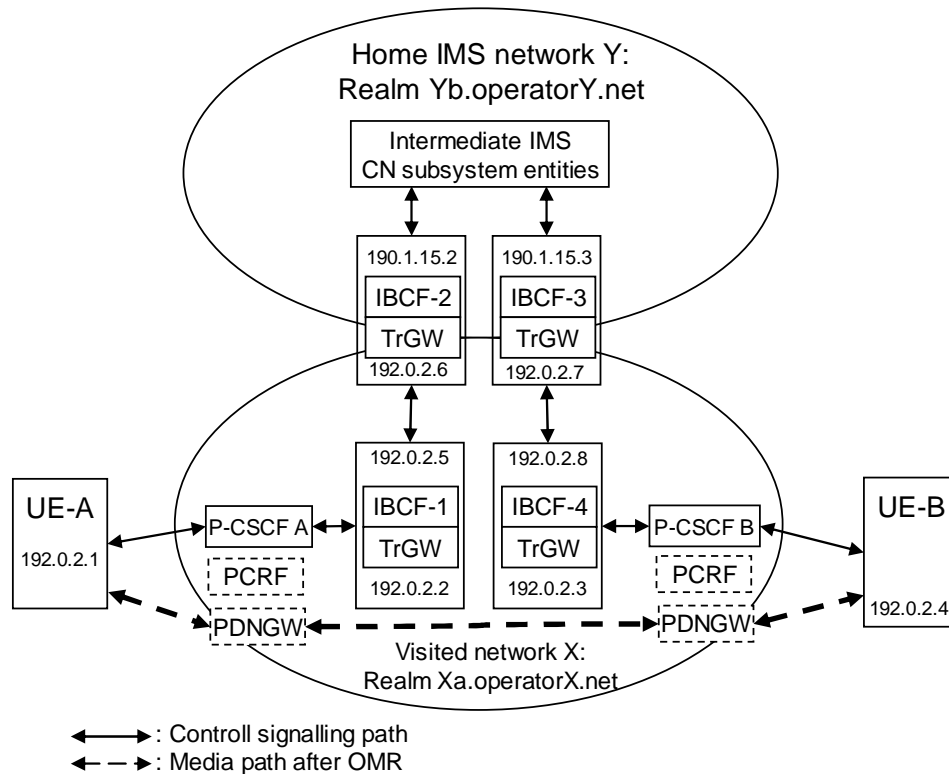


Figure A.5.1-1: IP realm and IP structure.

A.5.2 Message flow

The user A at UE-A and the user B at UE-B roams into a visited network X and both users belongs to the same operator Y.

Preconditions:

- Both users A and B are registered to the Home IMS network Y via the visited operator X network;
- the visited operator X and the operator of user A and B IMS home network Y have an agreement to allow media to be bypassed using OMR;
- both users A and B are connected to realm Xa of the visited operator network X;
- the AMR codec is allowed and accepted by all involved entities. However, the local policy of operator X is that the AMR-WB codec shall always be included in the initial SDP offers from the operator X network; and
- no B2BUA manipulating SDP is connected in the intermediate IM CN subsystem.

Figure A.5.2-1 shows the message flow for the scenario.

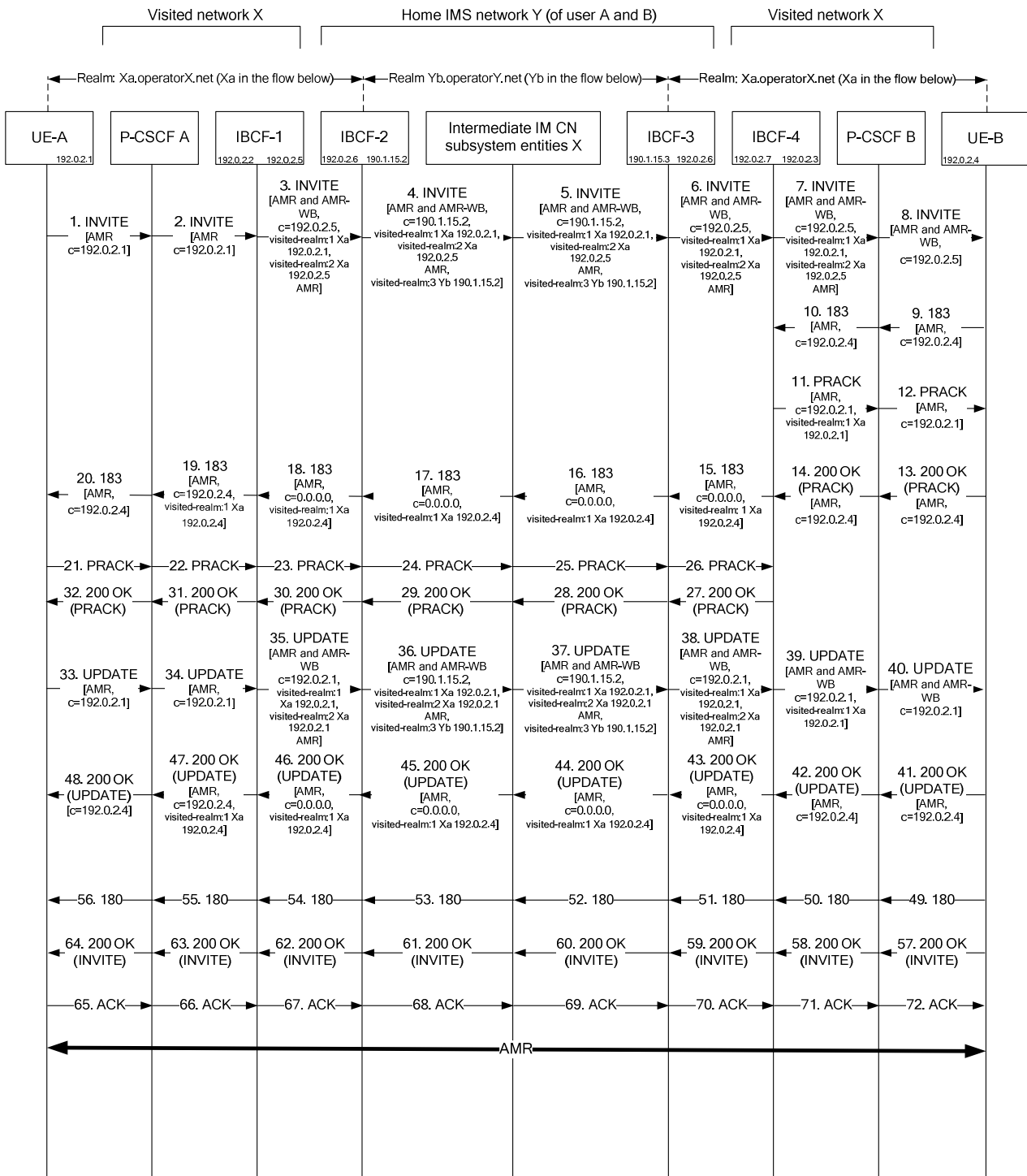


Figure A.5.2-1: Message flow for transcoder with resource reservation, codec not selected.

NOTE: For clarity, the SIP 100 (Trying) messages are not shown in the signalling flow.

The steps of the flow are as follows:

1. INVITE request (UE-A to P-CSCF-A) - see example in table A.5.2-1.

The UE-A sends a SIP INVITE request according to 3GPP TS 24.229 [4]. The INVITE request includes an SDP offer proposing the use of the AMR codec and inband DTMF.

Table A.5.2-1: SIP INVITE request (UE-A to P-CSCF-A)

```

INVITE SIP: user_B@operator_Y.net; SIP/2.0

SIP headers according to 3GPP TS 24.229 [4]

Content-Type: application/sdp
Content-Length: (...)

v=0
o=- 2987933615 2987933615 IN IP4 192.0.2.1
s=
b=AS:30
b=RS:0
b=RR:2000
c=IN IP4 192.0.2.1
m=audio 49170 RTP/AVP 96 97
a=curr:qos local none
a=curr:qos remote none
a=des:qos mandatory local sendrecv
a=des:qos none remote sendrecv
a=rtptime:96 telephone-event
a=rtptime:97 AMR/8000/1
a=fmtp:97 mode-change-capability=2; max-red=220; octet-align=1
a=ptime:20
a=maxptime:240

```

2. INVITE request (P-CSCF-A to IBCF-1) - see example in table A.5.2-1.

The P-CSCF-A uses the procedures in subclauses 6.1.5, 6.1.7 and 6.1.9 since no MR could be bypassed and no MR is allocated.

The P-CSCF-A:

- uses the connection-address from the SDP c-line as incoming connection-address;
- uses the port information from the SDP m-line as incoming port information;
- uses the codec information from the SDP m-line;
- inserts the incoming codec information into the SDP m-line and associated attribute lines of the modified SDP offer;
- uses the incoming connection address as the connection address in the SDP c-line of the forwarded SDP offer, and
- use the incoming port information as port information in the SDP m-line of the modified SDP offer.

The P-CSCF-A then selects an IBCF, IBCF-1, in the realm "Xa.operatorX.net" and forwards the INVITE request with the SDP offer to the IBCF-1 according to 3GPP TS 24.229 [4].

3. INVITE request (IBCF-1 to IBCF-2) - see example in table A.5.2-3

The IBCF-1 uses the procedures in 6.1.5, 6.1.6 and 6.1.9 since IBCF-1 determines according to local policy that a transcoding MR is needed and that there is no previous MR to bypass.

The IBCF-1:

- uses the connection-address from the SDP c-line in the received SDP offer as incoming connection-address in subsequent steps;
- uses the port information from the SDP m-line in the received SDP offer as incoming port information in subsequent steps;
- uses the codec information from the SDP m-line and associated non-OMR attribute lines in the received SDP offer as incoming codec information in the subsequent steps;
- allocates an MR context with access to the IP realms, nettypes and addrtypes associated with the incoming connection address and port information and the outgoing signalling path;

- inserts the incoming connection address and incoming port information for the media line into the remote connection address and port information for the incoming termination on the MR;
- provides to the MR the incoming codec information;
- constructs a visited-realm instance 1;
- replaces the connection address and port information for the media line in the SDP offer with the connection address and port information from the MR termination on the outgoing side;
- adds a AMR-WB codec changes to incoming codec information, according to local policy, taking into account the procedures in clause 5.4, and insert the changed codec information into the SDP m-line and associated attribute lines of the modified SDP offer;
- provides to the MR the modified codec information;
- adds to the modified SDP offer a visited-realm instance 2 for the IP realm associated with the connection address and port information for the media line in the modified SDP offer, including the incoming codec information encoded according to clause 5.2;
- computes checksum values as described in subclause 5.6.3 and adds the "omr-s-cksum" and "omr-m-cksum" attributes for the media line. The "omr-s-cksum" is set to "0" since there is no session line attributes to compute the checksum on; and
- selects an IBCF, IBCF-2, in the realm "Xa.operatorX.net" and forwards the INVITE request with the modified SDP offer to the IBCF-2 according to 3GPP TS 24.229 [4].

Table A.5.2-3: SIP INVITE request (IBCF-1 to IBCF-2)

```

INVITE SIP: user_B@operator_Y.net; SIP/2.0

SIP headers according to 3GPP TS 24.229 [4]

Content-Type: application/sdp
Content-Length: (...)

v=0
o=- 2987933615 2987933615 IN IP4 192.0.2.1
s=
c=IN IP4 192.0.2.5
m=audio 62111 RTP/AVP 96 97 98
a=curr:qos local none
a=curr:qos remote none
a=des:qos mandatory local sendrecv
a=des:qos none remote sendrecv
a=rtpmap:96 telephone-event
a=rtpmap:97 AMR/8000/1
a=fmtp:97 mode-change-capability=2; max-red=220; octet-align=1
a=rtpmap:98 AMR-WB/16000/1
a=fmtp:98 mode-change-capability=2; max-red=220
a=ptime:20
a=maxptime:240
b=AS:30
b=RS:0
b=RR:2000
a=visited-realm:1 Xa.operatorX.net IN IP4 192.0.2.1 49170
a=visited-realm:2 Xa.operatorX.net IN IP4 192.0.2.5 62111
a=omr-codecs:2 audio RTP/AVP 96 97
a=omr-m-att:2 rtpmap:96
a=omr-m-att:2 telephone-event
a=omr-m-att:2 rtpmap:97 AMR/8000/1
a=omr-m-att:2 fmtp:97
a=omr-m-att:2 mode-change-capability=2; max-red=220; octet-align=1
a=omr-m-att:2 curr:qos local none
a=omr-m-att:2 curr:qos remote none
a=omr-m-att:2 des:qos mandatory local sendrecv
a=omr-m-att:2 des:qos none remote sendrecv
a=omr-m-att:2 ptime:20
a=omr-m-att:2 maxptime:240
a=omr-s-bw:2 AS:30
a=omr-s-bw:2 RS:0
a=omr-s-bw:2 RR:2000
a=omr-m-cksum:(..)
a=omr-s-cksum:0

```

4-5. INVITE request (IBCF-2 to IBCF-3 via intermediate IMS CN subsystem entities) - see example in table A.5.2-4

The IMS-ALG uses the procedures in subclauses 6.1.5, 6.1.6 and 6.1.9 since no MR can be bypassed and a local MR is needed for realm matching.

The IBCF-2:

- uses the connection-address from the SDP c-line as incoming connection-address in subsequent steps;
- uses the port information from the SDP m-line as incoming port information in subsequent steps;
- uses the codec information from the SDP m-line and associated non-OMR attribute lines as incoming codec information in the subsequent steps.
- allocates an MR context with access to the IP realms, nettypes and addrtypes associated with the incoming connection address and port information and the outgoing signalling path;
- inserts the incoming connection address and incoming port information for the media line into the remote connection address and port information for the incoming termination on the MR;
- provides to the MR the incoming codec information;

- replaces the connection address and port information for the media line in the SDP offer with the connection address and port information from the MR termination on the outgoing side;
- adds to the modified SDP offer a visited-realm instance 3 for the IP realm associated with the connection address and port information for the media line in the modified SDP offer; and
- computes checksum values as described in subclause 5.6.3 and adds the "omr-s-cksum" and "omr-m-cksum" attributes for the media line. The "omr-s-cksum" is set to "0" since there is no session line attributes to compute the checksum on.

None of the intermediate IMS CN subsystem entities manipulated with the SDP offer but the identity of [user_B@operator_Y.net](#) in the Request-URI is change to the contact address, i.e. UE-B@operatorX.net.

The intermediate IMS CN subsystem entities select an IBCF, IBCF-3, in the realm "Ya.operatorY.net" and forward the INVITE request with the SDP offer to the IBCF-3 according to 3GPP TS 24.229 [4].

Table A.5.2-4: SIP INVITE request (IBCF-2 to IBCF-3 via intermediate IMS CN subsystem entities)

```
INVITE SIP: user_B@operator_Y.net; SIP/2.0
SIP headers according to 3GPP TS 24.229 [4]
Content-Type: application/sdp
Content-Length: (...)

v=0
o=- 2987933615 2987933615 IN IP4 192.0.2.1
s=
c=IN IP4 190.1.15.2
m=audio 11324 RTP/AVP 96 97 98
a=crr:qos local none
a=crr:qos remote none
a=des:qos mandatory local sendrecv
a=des:qos none remote sendrecv
a=rtpmap:96 telephone-event
a=rtpmap:97 AMR/8000/1
a=fmtp:97 mode-change-capability=2; max-red=220; octet-align=1
a=rtpmap:98 AMR-WB/16000/1
a=fmtp:98 mode-change-capability=2; max-red=220
a=ptime:20
a=maxptime:240
b=AS:30
b=RS:0
b=RR:2000
a=visited-realm:1 Xa.operatorX.net IN IP4 192.0.2.1 49170
a=visited-realm:2 Xa.operatorX.net IN IP4 192.0.2.5 62111
a=omr-codecs:2 audio RTP/AVP 96 97
a=omr-m-att:2 rtpmap:96
a=omr-m-att:2 telephone-event
a=omr-m-att:2 rtpmap:97 AMR/8000/1
a=omr-m-att:2 fmtp:97
a=omr-m-att:2 mode-change-capability=2; max-red=220; octet-align=1
a=omr-m-att:2 curr:qos local none
a=omr-m-att:2 curr:qos remote none
a=omr-m-att:2 des:qos mandatory local sendrecv
a=omr-m-att:2 des:qos none remote sendrecv
a=omr-m-att:2 ptime:20
a=omr-m-att:2 maxptime:240
a=omr-s-bw:2 AS:30
a=omr-s-bw:2 RS:0
a=omr-s-bw:2 RR:2000
a=visited-realm:3 Ya.operatorY.net IN IP4 190.1.15.2 11324
a=omr-m-cksum:(..)
a=omr-s-cksum:0
```

6. INVITE request (IBCF-3 to IBCF-4) - see example in table A.5.2-6

The IBCF-3 uses procedures in subclauses 6.1.4, 6.1.7 and 6.1.9 since previous MRs can be bypassed and no local MR is needed for realm matching.

The IBCF-3:

- uses the connection address and port information from the selected instance 2 for the media line in the SDP offer as incoming connection address and incoming port information for the media line in the subsequent steps. The instance 2 is selected since it contains more codecs than the visited-realm instance 1;
- reconstructs the associated codec information for the media line in the SDP offer from the selected instance 2 according to subclause 5.3 and uses that codec information as incoming codec information in the subsequent steps;
- deletes visited-realm instance 3;
- insert the incoming codec information into the SDP m-line and associated attribute lines of the modified SDP offer;
- uses the incoming connection address as the connection address in the SDP c-line of the forwarded SDP offer;
- uses the incoming port information as determined in previous steps as port information in the SDP m-line of the modified SDP offer;
- computes checksum values as described in subclause 5.6.3 and adds the "omr-s-cksum" and "omr-m-cksum" attributes for the media line. The "omr-s-cksum" is set to "0" since there is no session line attributes to compute the checksum on; and
- selects an IBCF, IBCF-4, in the realm "Xa.operatorX.net" and forwards the INVITE request with the SDP offer according to 3GPP TS 24.229 [4] to IBCF-4.

Table A.5.2-6: SIP INVITE request (IBCF-3 to IBCF-4)

```

INVITE SIP: UE-B@operator_Y.net; SIP/2.0

SIP headers according to 3GPP TS 24.229 [4]

Content-Type: application/sdp
Content-Length: (...)

v=0
o=- 2987933615 2987933615 IN IP4 192.0.2.1
s=
c=IN IP4 192.0.2.5
m=audio 62111 RTP/AVP 96 97 98
a=curr:qos local none
a=curr:qos remote none
a=des:qos mandatory local sendrecv
a=des:qos none remote sendrecv
a=rtpmap:96 telephone-event
a=rtpmap:97 AMR/8000/1
a=fmtp:97 mode-change-capability=2; max-red=220; octet-align=1
a=rtpmap:98 AMR-WB/16000/1
a=fmtp:98 mode-change-capability=2; max-red=220
a=ptime:20
a=maxptime:240
b=AS:30
b=RS:0
b=RR:2000
a=visited-realm:1 Xa.operatorX.net IN IP4 192.0.2.1 49170
a=visited-realm:2 Xa.operatorX.net IN IP4 192.0.2.5 62111
a=omr-codecs:audio RTP/AVP 96 97
a=omr-m-att:2 rtpmap:96
a=omr-m-att:2 telephone-event
a=omr-m-att:2 rtpmap:97 AMR/8000/1
a=omr-m-att:2 fmtp:97
a=omr-m-att:2 mode-change-capability=2; max-red=220; octet-align=1
a=omr-m-att:2 curr:qos local none
a=omr-m-att:2 curr:qos remote none
a=omr-m-att:2 des:qos mandatory local sendrecv
a=omr-m-att:2 des:qos none remote sendrecv
a=omr-m-att:2 ptime:20
a=omr-m-att:2 maxptime:240
a=omr-s-bw:2 AS:30
a=omr-s-bw:2 RS:0
a=omr-s-bw:2 RR:2000
a=omr-m-cksum:(..)
a=omr-s-cksum:0

```

7. INVITE request (IBCF-4 to P-CSCF B) - see example in table A.5.2-7.

The IBCF-4 uses procedures in subclauses 6.1.5, 6.1.7 and 6.1.9 since the visited-realm with the highest instance number is connected to the same realm as the IBCF-4 and contains codecs according to the local policy. Using the visited-realm instance 1 would reduce the number of available codecs. No MR for realm matching is needed.

The IBCF-4:

- uses the connection-address from the SDP c-line in the received SDP offer as incoming connection-address in subsequent steps;
- uses the port information from the SDP m-line in the received SDP offer as incoming port information in subsequent steps;
- uses the codec information from the SDP m-line and associated non-OMR attribute lines in the received SDP offer as incoming codec information in the subsequent steps;
- inserts the incoming codec information into the SDP m-line and associated attribute lines of the modified SDP offer;
- uses the incoming connection address as the connection address in the SDP c-line of the forwarded SDP offer; and

- use the incoming port information as determined in previous steps as port information in the SDP m-line of the modified SDP offer; and
- forwards the INVITE request with the unmodified SDP offer to the P-CSCF-B according to 3GPP TS 24.229 [4].

Table A.5.2-7: SIP INVITE request (IBCF-4 to P-CSCF B)

```

INVITE SIP: UE-B@operator_Y.net; SIP/2.0

SIP headers according to 3GPP TS 24.229 [4]

Content-Type: application/sdp
Content-Length: (...)

v=0
o=- 2987933615 2987933615 IN IP4 192.0.2.1
s=
c=IN IP4 192.0.2.3
m=audio 62111 RTP/AVP 96 97 98
a=curr:qos local none
a=curr:qos remote none
a=des:qos mandatory local sendrecv
a=des:qos none remote sendrecv
a=rtpmap:96 telephone-event
a=rtpmap:97 AMR/8000/1
a=fmtp:97 mode-change-capability=2; max-red=220; octet-align=1
a=rtpmap:98 AMR-WB/16000/1
a=fmtp:98 mode-change-capability=2; max-red=220
a=ptime:20
a=maxptime:240
b=AS:30
b=RS:0
b=RR:2000
a=visited-realm:1 Xa.operatorX.net IN IP4 192.0.2.1 49170
a=visited-realm:2 Xa.operatorX.net IN IP4 192.0.2.5 62111
a=omr-codecs:2 audio RTP/AVP 96 97
a=omr-m-att:2 rtpmap:96
a=omr-m-att:2 telephone-event
a=omr-m-att:2 rtpmap:97 AMR/8000/1
a=omr-m-att:2 fmtp:97
a=omr-m-att:2 mode-change-capability=2; max-red=220; octet-align=1
a=omr-m-att:2 curr:qos local none
a=omr-m-att:2 curr:qos remote none
a=omr-m-att:2 des:qos mandatory local sendrecv
a=omr-m-att:2 des:qos none remote sendrecv
a=omr-m-att:2 ptime:20
a=omr-m-att:2 maxptime:240
a=omr-s-bw:2 AS:30
a=omr-s-bw:2 RS:0
a=omr-s-bw:2 RR:2000
a=omr-m-cksum:(..)
a=omr-s-cksum:0

```

8. INVITE request (P-CSCF to UE- B) - see example in table A.5.2-8.

The P-CSCF-B uses the procedures in subclauses 6.1.5, 6.1.7 and 6.1.9 since no previous realm instance offers an opportunity to bypass an MR and no local MR for realm matching is needed.

The P-CSCF-B:

- uses the connection-address from the SDP c-line in the received SDP offer as incoming connection-address in subsequent steps;
- uses the port information from the SDP m-line in the received SDP offer as incoming port information in subsequent steps;
- uses the codec information from the SDP m-line and associated non-OMR attribute lines in the received SDP offer as incoming codec information in the subsequent steps;
- inserts the incoming codec information into the SDP m-line and associated attribute lines of the modified SDP offer;

- uses the incoming connection address as the connection address in the SDP c-line of the forwarded SDP offer;
- use the incoming port information as determined in previous steps as port information in the SDP m-line of the modified SDP offer;
- deletes all OMR attributes from the SDP offer according to the local policy; and
- forwards the INVITE request with the modified SDP offer to the UE-B according to 3GPP TS 24.229 [4].

Table A.5.2-8: SIP INVITE request (P-CSCF to UE-B)

```

INVITE SIP: UE-B@operator_Y.net; SIP/2.0

SIP headers according to 3GPP TS 24.229 [4]

Content-Type: application/sdp
Content-Length: (...)

v=0
o=- 2987933615 2987933615 IN IP4 192.0.2.1
s=
c=IN IP4 192.0.2.5
m=audio 62111 RTP/AVP 96 97 98
b=AS:30
b=RS:0
b=RR:2000
a=curr:qos local none
a=curr:qos remote none
a=des:qos mandatory local sendrecv
a=des:qos none remote sendrecv
a=rtpmap:96 telephone-event
a=rtpmap:97 AMR/8000/1
a=fmtp:97 mode-change-capability=2; max-red=220; octet-align=1
a=rtpmap:98 AMR-WB/16000/1
a=fmtp:98 mode-change-capability=2; max-red=220
a=ptime:20
a=maxptime:240

```

9. 183 (Session Progress) response (UE-B to P-CSCF-B) - see example in table A.5.2-9.

The UE accepts the AMR codec and sends a 183 (Session Progress) response to P-CSCF-B with an SDP offer indicating that resources are not yet available according to 3GPP TS 24.229 [4].

Table A.5.2-9: 183 (Session Progress) response (UE-B to P-CSCF-B)

```

SIP/2.0 183 Session Progress

SIP headers according to 3GPP TS 24.229 [4]

Content-Type: application/sdp
Content-Length: (...)

v=0
o=- 2987933615 2312345678 IN IP4 192.0.2.1
s=
c=IN IP4 192.0.2.4
m=audio 16511 RTP/AVP 96 97
b=AS:30
b=RS:0
b=RR:2000
a=curr:qos local none
a=curr:qos remote none
a=des:qos mandatory local sendrecv
a=des:qos none remote sendrecv
a=rtpmap:96 telephone-event
a=rtpmap: 97 AMR/8000/1
a=fmtp: 97 mode-change-capability=2; max-red=220; octet-align=1
a=ptime:20
a=maxptime:240

```

10. 183 (Session Progress) response (P-CSCF-B to IBCF-4) - see example in table A.5.2-9

The P-CSCF-B uses the procedures in subclauses 6.2.7 and 6.2.9 since the connection address is valid and no primary local MR was allocated when the SDP offer was sent.

The P-CSCF-B forwards the 183 (Session Progress) response with the unmodified SDP answer to IBCF-4 according to 3GPP TS 24.229 [4].

11. PRACK request (IBCF-4 to P-CSCF-B) - see example in table A.5.2-11.

The IBCF-4 uses the procedure in subclause 6.2.2 to determine that the transcoder allocated by IBCF-1 is not needed any longer and that an UPDATE request can be sent to update the IP address according to visited-realm instance 1.

The IBCF-4 uses the procedures in 6.1.4, 6.1.7 and 6.1.9 since the previous MR at IBCF-1 can be bypassed and no local MR is needed for realm matching.

The IBCF-4:

- uses the connection address and port information from the selected visited-realm instance 1 for the media line in the received SDP offer (received in the initial INVITE request in step 6) as incoming connection address and incoming port information for the media line in the subsequent steps;
- reconstructs the associated codec information for the media line in the received SDP offer from the selected instance 1 as described in subclause 5.3, and use the AMR codec and associated attribute lines as incoming codec information in the subsequent steps;
- deletes every OMR attribute for the media line with instance-number value 2 and 3;
- inserts the incoming codec information into the SDP m-line and associated attribute lines of the modified SDP offer;
- uses the incoming connection address as the connection address in the SDP c-line of the forwarded SDP offer;
- uses the incoming port information as port information in the SDP m-line of the modified SDP offer;
- computes checksum values as described in subclause 5.6.3 and replaces or add the "omr-s-cksum" and "omr-m-cksum" attributes for the media line; and
- sends the PRACK request with the modified SDP offer to P-CSCF-B according to 3GPP TS 24.229 [4].

Table A.5.2-11: SIP PRACK request (IBCF-4 to P-CSCF-B)

```

UPDATE SIP: UE_B@operator_Y.net; SIP/2.0

SIP headers according to 3GPP TS 24.229 [4]

Content-Type: application/sdp
Content-Length: (...)

v=0
o=- 2987933615 2987933615 IN IP4 192.0.2.1
s=
b=AS:30
b=RS:0
b=RR:2000
c= IN IP4 192.0.2.1
m=audio 49170 RTP/AVP 96 97
a=rtpmap:96 telephone-event
a=rtpmap:97 AMR/8000/1
a=fmtp:97 mode-change-capability=2; max-red=220; octet-align=1
a=qos local none
a=curr: qos remote none
a=des:qos mandatory local sendrecv
a=des:qos none remote sendrecv
a=ptime:20
a=maxptime:240
a=visited-realm:1 Xa.operatorX.net IN IP4 192.0.2.1 49170
a=omr-m-cksum:(..)
a=omr-s-cksum:(..)

```

12. PRACK request (P-CSCF-B to UE-B) - see example in table A.5.2-12.

The P-CSCF-B uses the procedure in 6.1.5, 6.1.7 and 6.1.9 since there are no MR to bypass and since no local MR is allocated for realm matching.

The P-CSCF-B:

- uses the connection-address from the SDP c-line in the received SDP offer as incoming connection-address in subsequent steps;
- uses the port information from the SDP m-line in the received SDP offer as incoming port information in subsequent steps;
- uses the codec information from the SDP m-line and associated non-OMR attribute lines in the received SDP offer as incoming codec information in the subsequent steps;
- inserts the incoming codec information into the SDP m-line and associated attribute lines of the modified SDP offer;
- uses the incoming connection address as the connection address in the SDP c-line of the forwarded SDP offer;
- uses the incoming port information as port information in the SDP m-line of the modified SDP offer;
- deletes all OMR related attributes from the SDP offer according to local policy; and
- forwards the UPDATE request and the modified SDP offer to the UE-B according to 3GPP TS 24.229 [4].

Table A.5.2-12: SIP UPDATE request (P-CSCF-B to UE-B)

```

PRACK SIP: UE_B@operator_Y.net; SIP/2.0

SIP headers according to 3GPP TS 24.229 [4]

Content-Type: application/sdp
Content-Length: (...)

v=0
o=- 2987933615 2987933615 IN IP4 192.0.2.1
s=
b=AS:30
b=RS:0
b=RR:2000
c= IN IP4 192.0.2.1
m=audio 49170 RTP/AVP 96 97
a=rtpmap:96 telephone-event
a=rtpmap:97 AMR/8000/1
a=fmtp:97 mode-change-capability=2; max-red=220; octet-align=1
a=qos local none
a=curr: qos remote none
a=des:qos mandatory local sendrecv
a=des:qos none remote sendrecv
a=ptime:20
a=maxptime:240

```

13. 200 (OK) response (UE-B to P-CSCF-B) - see the SDP example in table A.5.2-9.

The UE accepts the AMR codec and sends a 200 (OK) response to the UPDATE request to P-CSCF-B with an SDP offer indicating that resources are not yet available according to 3GPP TS 24.229 [4].

14. 200 (OK) response (P-CSCF-B to IBCF-4) - see the SDP example in table A.5.2-9.

The P-CSCF-B uses the procedures in subclauses 6.2.7 and 6.2.9 since the connection address is valid and no primary local MR was allocated when the SDP offer was sent.

The P-CSCF-B forwards the 200 (OK) response to the UPDATE request with the unmodified SDP answer to IBCF-4 according to 3GPP TS 24.229 [4].

15. 183 (Session Progress) response (IBCF-4 to IBCF-3) - see example in table A.5.2-15.

The IBCF-4 continues from the point in step 10 where the 183 (Session Progress) response was received with an SDP answer corresponding to the visited-realm 1 and no transcoding by IBCF-1 was required.

The IBCF-4 uses the procedures in subclause 6.2.7 and 6.2.9 since a valid connection address was received in the 200 (OK) response to the UPDATE request and no MR was allocated when the SDP offer was sent.

The IBCF-4:

- copies into the media line of the SDP answer the visited-realm instance 1 from the media line of the received SDP offer that was used to populate the connection address and port information in the forwarded SDP offer, replacing the connection-address and port information in the instance with the connection address and port information from the received SDP answer;
- replaces the connection address information in the SDP answer with the unspecified address of IPv4, "0.0.0.0"; and
- sends the 183 (Session Progress) response with the modified SDP answer to the IBCF-3 according to 3GPP TS 24.229 [4].

Table A.5.2-15: 183 (Session Progress) response (IBCF-4 - to IBCF-3)

```

SIP/2.0 183 Session Progress

SIP headers according to 3GPP TS 24.229 [4]

Content-Type: application/sdp
Content-Length: (...)

v=0
o=- 2987933615 2312345678 IN IP4 192.0.2.1
s=-
b=AS:30
b=RS:0
b=RR:2000
c=IN IP4 0.0.0.0
m=audio 16511 RTP/AVP 96 97
a=curr:qos local none
a=curr:qos remote none
a=des:qos mandatory local sendrecv
a=des:qos none remote sendrecv
a=rtpmap:96 telephone-event
a=rtpmap:97 AMR/8000/1
a=fmtp:97 mode-change-capability=2; max-red=220; octet-align=1
a=ptime:20
a=maxptime:240
a=visited-realm:1 Xa.operatorX.net IN IP4 192.0.2.4 16511

```

16-17. 183 (Session Progress) response (IBCF-3 to IBCF-2 via intermeadiate IM CN subsystem entities) - see example in table A.5.2-16.

The IBCF-3 uses the procedures in subclauses 6.2.5 and 6.2.9 since the SDP answer contains an unspecified connection address and a visited-realm instance and the allocated MR is not needed.

The IBCF-3 forwards the 183 (Session Progress) response with the unmodified SDP answer to the intermeadiate IM CN subsystem entities according to 3GPP TS 24.229 [4].

The intermeadiate IM CN subsystem entities forwards the 183 (Session Progress) response with the unmodified SDP answer to the IBCF-2 according to 3GPP TS 24.229 [4]

18. 183 (Session Progress) response (IBCF-2 to IBCF-1) - see example in table A.5.2-16.

The IBCF-2 uses procedures in subclauses 6.2.5 and 6.2.9 since an unspecified connection address and a visited-realm instance was received and the allocated MR is not needed.

IBCF-2:

- forwards the 183 (Session Progress) response with the unmodified SDP answer to IBCF-1 according to 3GPP TS 24.229 [4]; and
- keeps the allocated MR until it is no longer potentially needed for this and any other forked dialog.

19. 183 (Session Progress) response (IBCF-1 to P-CSCF-A) - see example in table A.5.2-19.

The IBCF-1 uses the procedures in subclauses 6.2.5 and 6.2.9 since an unspecified connection address and a visited-realm instance was received and the MR allocated for transcoding is not needed.

- replaces the connection address and port information for the media line in the SDP answer with the connection address and port information from the visited-realm instance 1 in the received SDP answer;
- forwards the 183 (Session Progress) response with the modified SDP answer to P-CSCF-A according to 3GPP TS 24.229 [4]; and
- keeps the MR allocated for transcoding until it is no longer potentially needed for this and any other forked dialog.

Table A.5.2-19: 183 (Session Progress) response (IBCF-1 to P-CSCF-A)

```

SIP/2.0 183 Session Progress

SIP headers according to 3GPP TS 24.229 [4]

Content-Type: application/sdp
Content-Length: (...)

v=0
o=- 2987933615 2312345678 IN IP4 192.0.2.1
s=-
b=AS:30
b=RS:0
b=RR:2000
c=IN IP4 192.0.2.4
m=audio 16511 RTP/AVP 96 97
a=curr:qos local none
a=curr:qos remote none
a=des:qos mandatory local sendrecv
a=des:qos none remote sendrecv
a=rtptime:96 telephone-event
a=rtptime:97 AMR/8000/1
a=fmtp:97 mode-change-capability=2; max-red=220; octet-align=1
a=ptime:20
a=maxptime:240

```

20. 183 (Session Progress) response (P-CSCF-A to UE-A) - see example in table A.5.2-23.

The P-CSCF-A uses procedures in subclause 6.2.7 and 6.2.9 since a valid connection address is received and no MR was allocated when the SDP offer was sent.

P-CSCF-A:

- delete the visited-realm instance according to local policy; and
- forwards the 183 (Session Progress) response with the unmodified SDP answer to the UE-B according to 3GPP TS 24.229 [4].

21-74. Remaining SIP message for establishing the call

The rest of the steps follow the same principles as described in subclause A.2.2 steps 17 – 65 with the following clarifications:

- The IBCF-1, following the recommendation in subclause 8.2, continues to add the AMR-WB to any SDP offer but using the proactive transcoding without resource reservation principle instead.

A.6 Loopback routing via an intermediate network

A.6.1 General

This subclause provides an example on how OMR is used to find an optimal media path when loopback routing is used and how to preserve signalling paths and media paths compatible with the existing CS charging model.

The example does not focus on the OMR algorithm as such instead the focus is on the selection and configuration of IP realm names. The example only describes the message flow on the originating side.

Figure A.6.1-1 shows the IP realm and IP configuration used in this example.

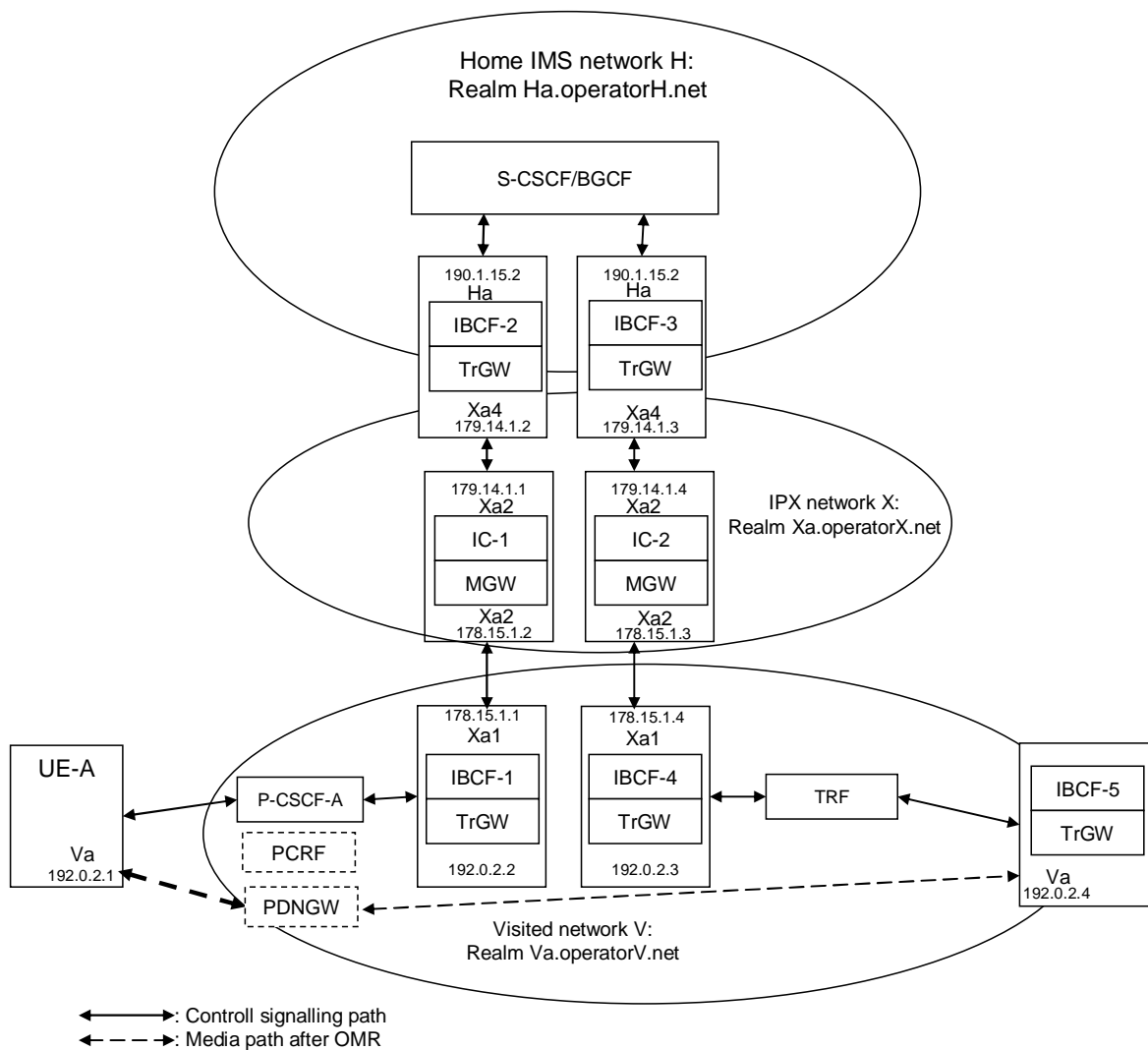


Figure A.6.1-1: IP realm and IP address configurations.

A.6.2 Message flow

The user A at UE-A is roaming into a visited network V. The user A is a subscriber of operator H.

Preconditions in this example:

- The user A is registered to the Home IMS network H via the visited operator V network and the IC network X; The IC network does not store any registration information.
- P-CSCF-A and S-CSCF supports loopback routing;
- IBCF-1, IBCF-2, IBCF-3, IBCF-4, IBCF-5, IC-1 and IC-2 supports OMR and all networks supports loopback routing;
- IBCF-1, IBCF-4 and IBCF-5 are instances in the same physical IBCF in the visited network V;
- IC-1 and IC-2 are instances in the same physical IC hub;
- IBCF-2 and IBCF-3 are instances in the same physical IBCF in the home network H; and
- no B2BUA manipulating SDP is connected in the home operator H network.

Figure A.6.2-1 shows the message flow for the scenario.

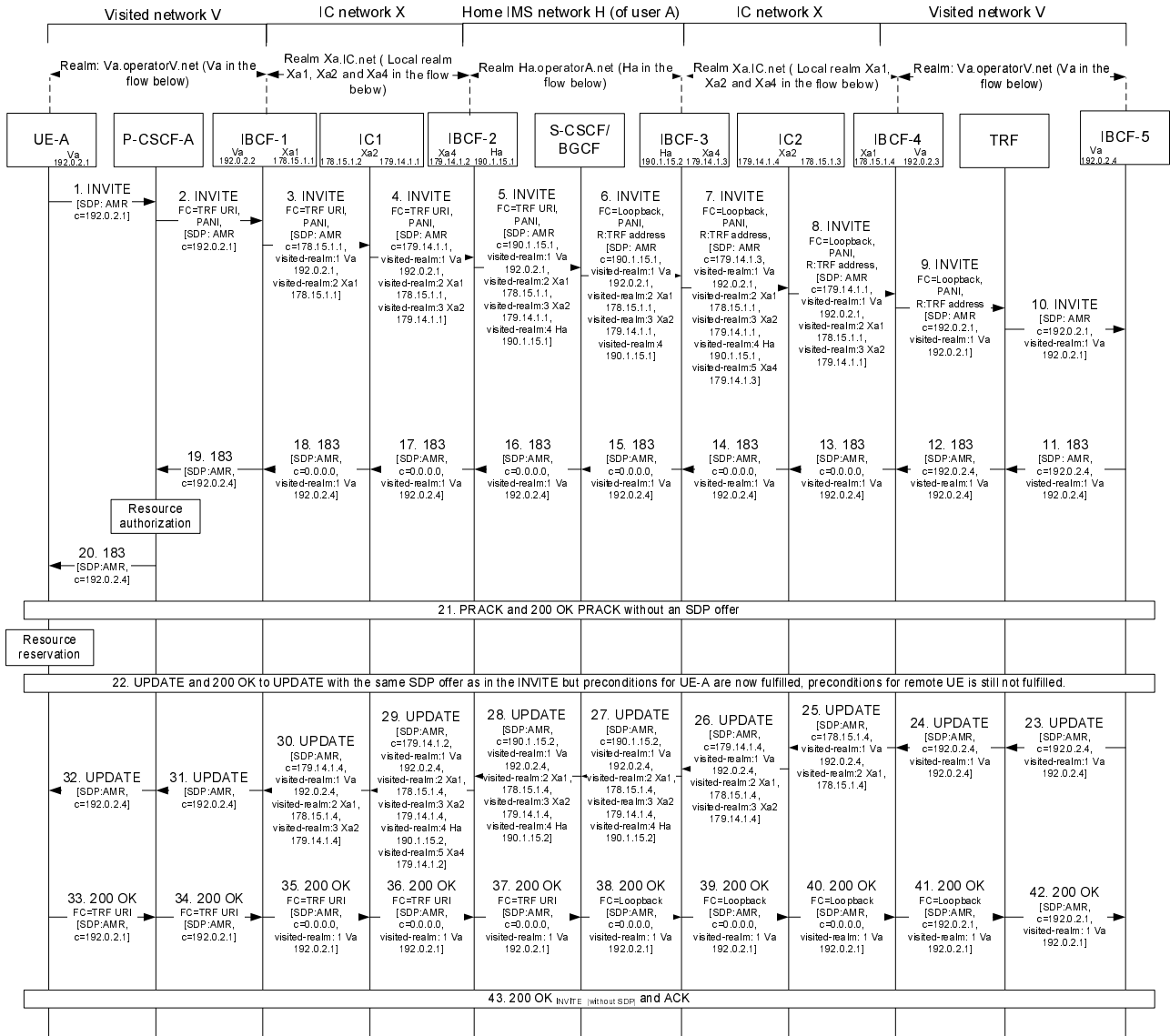


Figure A.6.2-1: Message flow for loopback routing via an IC network.

NOTE: For clarity, the SIP 100 (Trying) messages are not shown in the signalling flow.

The steps of the flow are as follows:

1. INVITE request (UE-A to P-CSCF-A) - see example in table A.6.2-1.

The user A at UE-A initiates a call. The UE-A sends an initial INVITE request to the P-CSCF-A according to 3GPP TS 24.229 [4].

Table A.6.2-1: INVITE request (UE-A to P-CSCF-A)

```

INVITE SIP: tel:+4687197378; SIP/2.0

Route: <sip:pcscf1.visitedV.net;lr>

Other SIP headers according to 3GPP TS 24.229 [4]

Content-Type: application/sdp
Content-Length: (...)

v=0
o=- 2987933615 2987933615 IN IP4 192.0.2.1
s=
t=0 0
c=IN IP4 192.0.2.1
m=audio 49170 RTP/AVP 96 97
a=curr:qos local none
a=curr:qos remote none
a=des:qos mandatory local sendrecv
a=des:qos optional remote sendrecv
a=rtpmap:97 AMR
a=fmtp:97 mode-set=0,2,5,7; mode-change-period=2
a=rtpmap:96 telephone-event
a=maxptime:20

```

2. INVITE request (P-CSCF-A to IBCF-1) - see example in table A.6.2-2.

When the P-CSCF-A receives the initial INVITE request and, since the user A is a roaming user, the P-CSCF-A adds the Feature-Caps header field with the g.3gpp.trf with the address to the TRF; and

The P-CSCF-A selects an IBCF (IBCF-1) to be the exit IBCF towards the home IMS network H of the user A and sends the INVITE request according to 3GPP TS 24.229 [4] to IBCF-1.

Table A.6.2-1: INVITE request (P-CSCF-A to IBCF-1)

```

INVITE SIP: tel:+4687197378; SIP/2.0

Route: <sip:scscf1.operatorH.net;lr>
Feature-Caps:+g.3gpp.trf="<sip:trf1.visitedV.net>"
P-Access-Network-Info:3GPP-UTRAN-TDD;utran-cell-id-3gpp=234151D0FCE11
P-Charging-Vector: icid-value="AyretyU0dm+6O2IrT5tAFrbHLso=023551024"

Other SIP headers according to 3GPP TS 24.229 [4]

Content-Type: application/sdp
Content-Length: (...)

v=0
o=- 2987933615 2987933615 IN IP4 192.0.2.1
s=
t=0 0
c=IN IP4 192.0.2.1
m=audio 49170 RTP/AVP 96 97
a=curr:qos local none
a=curr:qos remote none
a=des:qos mandatory local sendrecv
a=des:qos none remote sendrecv
a=rtpmap:97 AMR
a=fmtp:97 mode-set=0,2,5,7; mode-change-period=2
a=rtpmap:96 telephone-event
a=maxptime:20

```

3. INVITE request (IBCF-1 to IC-1) - see example in table A.6.2-3.

When the IBCF-1 receives the initial INVITE request containing the "+g.3gpp.trf" header field parameter in a Feature-Caps header field, the IBCF-1 updates the SDP as follows:

- the media parameters received from the TrGW are included in the SDP;

- the IP address, port number and the IP realm Va.operatorV.net of the UE-A is included as the visited-realm 1 instance;
- the IP address, port number of the TrGW and the local IP realm Xa1.operatorX.net are included as the visited-realm 2 instance. To avoid unwanted optimal media paths being created the local IP realm Xa1.operatorX.net is selected as this is a local IP realm only known by the IBCF-1, IBCF-4 and IBCF-5.

The IBCF-1 selects to route the INVITE request via an IC network and sends the INVITE request according to 3GPP TS 24.229 [4] to the IC-1.

Table A.6.2-3: INVITE request (IBCF-1 to IC-1)

```
INVITE SIP: tel:+4687197378; SIP/2.0

Route: <sip:scscf1.operatorH.net;lr>
Feature-Caps:+g.3gpp.trf="<sip:trf1.visitedV.net>"
P-Access-Network-Info:3GPP-UTRAN-TDD;utran-cell-id-3gpp=234151D0FCE11
P-Charging-Vector: icid-value="AyretyU0dm+6O2IrT5tAFrbHLso=023551024"

Other SIP headers according to 3GPP TS 24.229 [4]

Content-Type: application/sdp
Content-Length: (...)

v=0
o=- 2987933615 2987933615 IN IP4 192.0.2.1
s=
t=0 0
c=IN IP4 178.15.1.1
m=audio 62111 RTP/AVP 96 97
a=curr:qos local none
a=curr:qos remote none
a=des:qos mandatory local sendrecv
a=des:qos none remote sendrecv
a=rtpmap:97 AMR
a=fmtp:97 mode-set=0,2,5,7; mode-change-period=2
a=rtpmap:96 telephone-event
a=maxptime:20
a=visited-realm:1 Va.operatorV.net IN IP4 192.0.2.1 49170
a=visited-realm:2 Xa1.operatorX.net IN IP4 178.15.1.1 62111
a=omr-m-cksum:(..)
a=omr-s-cksum:0
```

4. INVITE request (IC-1 to IBCF-2) - see example in table A.6.2-4.

When the IC-1 receives the initial INVITE request and since the IC-1 according to local policy allows itself to be bypassed by media then the IC-1 updates the SDP as follows:

- the media parameters of the IC-1 are included in the SDP; and
- the IP address, port number of the IC-1 and the local IP realm Xa2.operatorX.net are included as the visited-realm 3 instance. To avoid unwanted optimal media paths being created the local IP realm Xa2.operatorX.net is selected as this is a local IP realm only known by the IC-1 and IC-2.

The IC-1 selects an entry IBCF of the home IMS network H and sends the INVITE request according to 3GPP TS 24.229 [4] to the IBCF-2.

Table A.6.2-4: INVITE request (IC-1 to IBCF-2)

```

INVITE SIP: tel:+4687197378; SIP/2.0

Route: <sip:scscf1.operatorH.net;lr>
Feature-Caps:+g.3gpp.trf="<sip:trf1.visitedV.net>"
P-Access-Network-Info:3GPP-UTRAN-TDD;utran-cell-id-3gpp=234151D0FCE11
P-Charging-Vector: icid-value="AyretyU0dm+6O2IrT5tAFrbHLso=023551024";orig-
  ioi="Va.operatorV.net"

Other SIP headers according to 3GPP TS 24.229 [4]

Content-Type: application/sdp
Content-Length: (...)

v=0
o=- 2987933615 2987933615 IN IP4 192.0.2.1
s=
t=0 0
c=IN IP4 179.14.1.1
m=audio 52211 RTP/AVP 96 97
a=curr:qos local none
a=curr:qos remote none
a=des:qos mandatory local sendrecv
a=des:qos none remote sendrecv
a=rtpmap:97 AMR
a=fmtp:97 mode-set=0,2,5,7; mode-change-period=2
a=rtpmap:96 telephone-event
a=maxptime:20
a=visited-realm:1 Va.operatorV.net IN IP4 192.0.2.1 49170
a=visited-realm:2 Xa1.operatorX.net IN IP4 178.15.1.1 62111
a=visited-realm:3 Xa2.operatorX.net IN IP4 179.14.1.1 52211
a=omr-m-cksum:(..)
a=omr-s-cksum:0

```

5. INVITE request (IBCF-2 to S-CSCF) - see example in table A.6.2-5.

When the IBCF-2 receives the initial INVITE request containing the "+g.3gpp.trf" header field parameter in a Feature-Caps header field, the IBCF-2 updates the SDP as follows:

- the media parameters of the TrGW are included in the SDP; and
- the IP address, port number of the TrGW and the IP realm Ha.operatorH.net are included as the visited-realm 4 instance.

The IBCF-2 sends the INVITE request according to 3GPP TS 24.229 [4] to the S-CSCF.

Table A.6.2-5: INVITE request (IBCF-2 to S-CSCF)

```

INVITE SIP: tel:+4687197378; SIP/2.0

Route: <sip:scscf1.operatorH.net;lr>
Feature-Caps:+g.3gpp.trf =<sip:trf1.visitedV.net>"
P-Access-Network-Info:3GPP-UTRAN-TDD;utran-cell-id-3gpp=234151D0FCE11
P-Charging-Vector: icid-value="AyretyU0dm+6O2Irt5tAFrbHLso=023551024";orig-
  ioi="Va.operatorV.net"

Other SIP headers according to 3GPP TS 24.229 [4]

Content-Type: application/sdp
Content-Length: (...)

v=0
o=- 2987933615 2987933615 IN IP4 192.0.2.1
s=
t=0 0
c=IN IP4 190.1.15.1
m=audio 16789 RTP/AVP 96 97
a=curr:qos local none
a=curr:qos remote none
a=des:qos mandatory local sendrecv
a=des:qos none remote sendrecv
a=rtpmap:97 AMR
a=fmtp:97 mode-set=0,2,5,7; mode-change-period=2
a=rtpmap:96 telephone-event
a=maxptime:20
a=visited-realm:1 Va.operatorV.net IN IP4 192.0.2.1 49170
a=visited-realm:2 Xa1.operatorX.net IN IP4 178.15.1.1 62111
a=visited-realm:3 Xa2.operatorX.net IN IP4 179.14.1.1 52211
a=visited-realm:4 Ha.operatorH.net IN IP4 190.1.15.1 16789
a=omr-m-cksum:(..)
a=omr-s-cksum:0

```

6. INVITE request (S-CSCF to IBCF-3) - see example in table A.6.2-6.

When the S-CSCF receives the initial INVITE request the S-CSCF decides according to local policy that loopback routing shall be used.

The S-CSCF:

- includes the TRF URI included in the g.3gpp.trf in the Route header field;
- includes in a Feature-Caps header field the feature tag +g.3gpp.loopback to indicate that loopback routing is ongoing; and
- replaces the received orig-ioi parameter value in the P-Charging-Vector header field with the value Ha.operatorH.net identifying the home IMS network H.

NOTE: Number normalization and ENUM translation is deferred to the visited network.

The S-CSCF/BGCF selects an entry IBCF and sends the INVITE request according to 3GPP TS 24.229 [4] to the IBCF-3.

Table A.6.2-6: INVITE request (S-CSCF to IBCF-3)

```

INVITE SIP: tel:+4687197378; SIP/2.0

Route:<sip:trf1.visitedV.net;lr>
Feature-Caps:+g.3gpp.loopback
P-Access-Network-Info:3GPP-UTRAN-TDD;utran-cell-id-3gpp=234151D0FCE11
P-Charging-Vector: icid-value="AyretyU0dm+6O2IrT5tAFrbHLso=023551024"

Other SIP headers according to 3GPP TS 24.229 [4]

Content-Type: application/sdp
Content-Length: (...)

v=0
o=- 2987933615 2987933615 IN IP4 192.0.2.1
s=
t=0 0
c=IN IP4 190.1.15.1
m=audio 16789 RTP/AVP 96 97
a=crr:qos local none
a=crr:qos remote none
a=des:qos mandatory local sendrecv
a=des:qos none remote sendrecv
a=rtpmap:97 AMR
a=fmtp:97 mode-set=0,2,5,7; mode-change-period=2
a=rtpmap:96 telephone-event
a=maxptime:20
a=visited-realm:1 Va.operatorV.net IN IP4 192.0.2.1 49170
a=visited-realm:2 Xa1.operatorX.net IN IP4 178.15.1.1 62111
a=visited-realm:3 Xa2.operatorX.net IN IP4 179.14.1.1 52211
a=visited-realm:4 Ha.operatorH.net IN IP4 190.1.15.1 16789
a=omr-m-cksum:(..)
a=omr-s-cksum:0

```

7. INVITE request (IBCF-3 to IC-2) - see example in table A.6.2-7.

When the IBCF-3 receives the initial INVITE request containing the "+g.3gpp.loopback" header field parameter in a Feature-Caps header field, the IBCF-3 updates the SDP as follows:

- the media parameters of the TrGW are included in the SDP; and
- the IP address, port number of the TrGW and the local IP realm Xa4.operatorX.net are included as the visited-realm 5 instance. To avoid unwanted optimal media paths being created the local IP realm Xa4.operatorX.net is selected as this is a local IP realm only known by the IBCF-2 and IBCF-3.

The IBCF-3 selects to route the INVITE request via an IC network and sends the INVITE request according to 3GPP TS 24.229 [4] to the IC-2.

Table A.6.2-7: INVITE request (IBCF-3 to IC-2)

```

INVITE SIP: tel:+4687197378; SIP/2.0

Route:<sip:trf1.visitedV.net;lr>
Feature-Caps:+g.3gpp.loopback
P-Access-Network-Info:3GPP-UTRAN-TDD;utran-cell-id-3gpp=234151D0FCE11
P-Charging-Vector:icid-value="AyretyU0dm+602IrT5tAFrbHLso=023551024"

Other SIP headers according to 3GPP TS 24.229 [4]

Content-Type: application/sdp
Content-Length: (...)

v=0
o=- 2987933615 2987933615 IN IP4 192.0.2.1
s=
t=0 0
c=IN IP4 179.14.1.3
m=audio 34500 RTP/AVP 96 97
a=curr:qos local none
a=curr:qos remote none
a=des:qos mandatory local sendrecv
a=des:qos none remote sendrecv
a=rtpmap:97 AMR
a=fmtp:97 mode-set=0,2,5,7; mode-change-period=2
a=rtpmap:96 telephone-event
a=maxptime:20
a=visited-realm:1 Va.operatorV.net IN IP4 192.0.2.1 49170
a=visited-realm:2 Xa1.operatorX.net IN IP4 178.15.1.1 62111
a=visited-realm:3 Xa2.operatorX.net IN IP4 179.14.1.1 52211
a=visited-realm:4 Ha.operatorH.net IN IP4 190.1.15.1 16789
a=visited-realm:5 Xa4.operatorX.net IN IP4 179.14.1.3 34500
a=omr-m-cksum:(..)
a=omr-s-cksum:0

```

8. INVITE request (IC-2 to IBCF-4) - see example in table A.6.2-8.

When the IC-2 receives the initial INVITE request the IC-2 detects that an optimal media path avoiding media to be sent through the home IMS network H is possible. The IC-2 updates the SDP as follows:

- the IP address and port number included by IC-1 in visited-realm instance 3 are included in the SDP; and
- the visited-realm instances 4 and 5 are removed so that the media path is no longer passing the home IMS network H.

The IC-2 selects an entry IBCF in the visited network and sends the INVITE request according to 3GPP TS 24.229 [4] to the IBCF-4.

Table A.6.2-8: INVITE request (IC-2 to IBCF-4)

```

INVITE SIP: tel:+4687197378; SIP/2.0

Route:<sip:trf1.visitedV.net;lr>
Feature-Caps:+g.3gpp.loopback
P-Access-Network-Info:3GPP-UTRAN-TDD;utran-cell-id-3gpp=234151D0FCE11
P-Charging-Vector: icid-value="AyretyU0dm+6O2IrT5tAFrbHLso=023551024"

Other SIP headers according to 3GPP TS 24.229 [4]

Content-Type: application/sdp
Content-Length: (...)

v=0
o=- 2987933615 2987933615 IN IP4 192.0.2.1
s=
t=0 0
c=IN IP4 179.14.1.1
m=audio 52211 RTP/AVP 96 97
a=crr:qos local none
a=crr:qos remote none
a=des:qos mandatory local sendrecv
a=des:qos none remote sendrecv
a=rtpmap:97 AMR
a=fmtp:97 mode-set=0,2,5,7; mode-change-period=2
a=rtpmap:96 telephone-event
a=maxptime:20
a=visited-realm:1 Va.operatorV.net IN IP4 192.0.2.1 49170
a=visited-realm:2 Xa1.operatorX.net IN IP4 178.15.1.1 62111
a=visited-realm:3 Xa2.operatorX.net IN IP4 179.14.1.1 52211
a=omr-m-cksum:(..)
a=omr-s-cksum:0

```

9. INVITE request (IBCF-4 to TRF) - see example in table A.6.2-9.

When the IBCF-4 receives the initial INVITE request containing the "+g.3gpp.loopback" header field parameter in a Feature-Caps header field, the IBCF-4 searches for a possible optimal media path and detects that an optimal media path within the visited network is possible. The IBCF-4 updates the SDP as follows:

- the IP address and port numbers in the visited-realm instance 1 is included in the SDP; and
- the visited-realm instances 2 and 3 are removed so that the media path is no longer passing the IC network.

The IBCF-4 sends the INVITE request according to 3GPP TS 24.229 [4] to the TRF.

Table A.6.2-9: INVITE request (IBCF-4 to TRF)

```

INVITE SIP: tel:+4687197378; SIP/2.0

Route:<sip:trf1.visitedV.net;lr>
Feature-Caps:+g.3gpp.loopback
P-Access-Network-Info:3GPP-UTRAN-TDD;utran-cell-id-3gpp=234151D0FCE11
P-Charging-Vector: icid-value="AyretyU0dm+6O2IrT5tAFrbHLso=023551024"

Other SIP headers according to 3GPP TS 24.229 [4]

Content-Type: application/sdp
Content-Length: (...)

v=0
o=- 2987933615 2987933615 IN IP4 192.0.2.1
s=
t=0 0
c=IN IP4 192.0.2.1
m=audio 49170 RTP/AVP 96 97
a=curr:qos local none
a=curr:qos remote none
a=des:qos mandatory local sendrecv
a=des:qos none remote sendrecv
a=rtpmap:97 AMR
a=fmtp:97 mode-set=0,2,5,7; mode-change-period=2
a=rtpmap:96 telephone-event
a=maxptime:20
a=visited-realm:1 Va.operatorV.net IN IP4 192.0.2.1 49170
a=omr-m-cksum:(..)
a=omr-s-cksum:0

```

10. INVITE request (TRF to IBCF-5) - see example in table A.6.2-10.

When the TRF receives the initial INVITE request the TRF:

- performs number normalization and ENUM translation and updates the Request-URI if necessary; and
- inserts an orig-ioi parameter value in the P-Charging-Vector header field with the value Va.operatorV.net identifying the visited network.

The TRF selects an exit IBCF and sends the INVITE request according to 3GPP TS 24.229 [4] to the IBCF-5.

Table A.6.2-10: INVITE request (TRF to IBCF-5)

```

INVITE SIP: <sip:+46107197378@operatorY;user=phone> SIP/2.0

Feature-Caps:+g.3gpp.omr="disable-omr"
P-Access-Network-Info:3GPP-UTRAN-TDD;utran-cell-id-3gpp=234151D0FCE11
P-Charging-Vector: icid-value="AyretyU0dm+6O2IrT5tAFrbHLso=023551024";orig-
  ioi="Va.operatorV.net"

Other SIP headers according to 3GPP TS 24.229 [4]

Content-Type: application/sdp
Content-Length: (...)

v=0
o=- 2987933615 2987933615 IN IP4 192.0.2.1
s=
t=0 0
c=IN IP4 192.0.2.1
m=audio 49170 RTP/AVP 96 97
a=curr:qos local none
a=curr:qos remote none
a=des:qos mandatory local sendrecv
a=des:qos none remote sendrecv
a=rtpmap:97 AMR
a=fmtp:97 mode-set=0,2,5,7; mode-change-period=2
a=rtpmap:96 telephone-event
a=maxptime:20
a=visited-realm:1 Va.operatorV.net IN IP4 192.0.2.1 49170
a=omr-m-cksum:(..)
a=omr-s-cksum:0

```

11.183 (Session Progress) response (IBCF-5 to TRF) - see example in table A.6.2-11.

When the IBCF-5 receives the initial INVITE request the IBCF-5 sends the INVITE request towards the terminating network. The INVITE request may or may not include OMR specific parameters based on the IBCF-5 local policy.

When the IBCF-5 receives an SDP answer in a 183 (Session Progress) response from the terminating network the IBCF-5:

- includes its own IP address and port number received from the TrGW in the SDP.

The IBCF sends the 183 (Session Progress) response according to 3GPP TS 24.229 [4] to the TRF.

Table A.6.2-11: 183 (Session Progress) response (IBCF-5 to TRF)

```

SIP/2.0 183 Session Progress

P-Charging-Vector: icid-value="AyretyU0dm+6O2IrT5tAFrbHLso=023551024";term-
  ioi="y.operatorY.net"

Other SIP headers according to 3GPP TS 24.229 [4]

Content-Type: application/sdp
Content-Length: (...)

v=0
o=- 2987933615 2987933615 IN IP4 192.0.2.1
s=-
c=IN IP4 192.0.2.4
t=0 0
m=audio 16511 RTP/AVP 97 98
a=curr:qos local none
a=curr:qos remote none
a=des:qos mandatory local sendrecv
a=des:qos none remote sendrecv
a=rtpmap:98 AMR
a=fmtp:98 mode-set=0,2,5,7; mode-change-period=2
a=rtpmap:97 telephone-event
a=maxptime:20
a=visited-realm:1 Va.operatorV.net IN IP4 192.0.2.4 16511

```

12. 183 (Session Progress) response (TRF to IBCF-4) - see example in table A.6.2-12.

When the TRF receives the 183 (Session Progress) response the TRF stores the received term-ioi; and

The TRF sends the 183 (Session Progress) response according to 3GPP TS 24.229 [4] to the IBCF-4.

Table A.6.2-12: 183 (Session Progress) response (TRF to IBCF-4)

```
SIP/2.0 183 Session Progress

SIP headers according to 3GPP TS 24.229 [4]

Content-Type: application/sdp
Content-Length: (...)

v=0
o=- 2987933615 2987933615 IN IP4 192.0.2.1
s=-
c=IN IP4 192.0.2.4
t=0 0
m=audio 16511 RTP/AVP 97 98
a=curr:qos local none
a=curr:qos remote none
a=des:qos mandatory local sendrecv
a=des:qos none remote sendrecv
a=rtpmap:98 AMR
a=fmtp:98 mode-set=0,2,5,7; mode-change-period=2
a=rtpmap:97 telephone-event
a=maxptime:20
a=visited-realm:1 Va.operatorV.net IN IP4 192.0.2.4 16511
```

13-15. 183 (Session Progress) response (IBCF-4 to S-CSCF via IC-2 and IBCF-3) - see example in table A.6.2-13.

When the IBCF-4 receives the 183 (Session Progress) response the IBCF-4 updates the SDP as follows:

- The c=IN IP4 192.0.2.4 is replaced with an invalid IPv4 address, i.e. c=IN IP4 0.0.0.0, since the IP realm on visited network side and the IC network side are not the same hence the received IP address is not valid on the IC side.

The IBCF-4 sends the 183 (Session Progress) response according to 3GPP TS 24.229 [4] towards the S-CSCF via the IC-2 and IBCF-3. Neither the IC-2 nor the IBCF-3 updates the SDP.

Table A.6.2-13: 183 (Session Progress) response (IBCF-4 to S-CSCF via IC-2 and IBCF-3)

```
SIP/2.0 183 Session Progress

SIP headers according to 3GPP TS 24.229 [4]

Content-Type: application/sdp
Content-Length: (...)

v=0
o=- 2987933615 2987933615 IN IP4 192.0.2.1
s=-
c=IN IP4 0.0.0.0
t=0 0
m=audio 16511 RTP/AVP 97 98
a=curr:qos local none
a=curr:qos remote none
a=des:qos mandatory local sendrecv
a=des:qos none remote sendrecv
a=rtpmap:98 AMR
a=fmtp:98 mode-set=0,2,5,7; mode-change-period=2
a=rtpmap:97 telephone-event
a=maxptime:20
a=visited-realm:1 Va.operatorV.net IN IP4 192.0.2.4 16511
```

16-18. 183 (Session Progress) response (S-CSCF to IBCF-1 via IBCF-2 and IC-1) - see example in table A.6.2-16.

The S-CCSCF sends the 183 (Session Progress) response according to 3GPP TS 24.229 [4] to the IBCF-1. Neither the IBCF-2 nor IC-1 updates the SDP.

Table A.6.2-16: 183 (Session Progress) response (S-CSCF to IBCF-1 via IBCF-2 and IC-1)

```
SIP/2.0 183 Session Progress

SIP headers according to 3GPP TS 24.229 [4]

Content-Type: application/sdp
Content-Length: (...)

v=0
o=- 2987933615 2987933615 IN IP4 192.0.2.1
s=-
c=IN IP4 0.0.0.0
t=0 0
m=audio 16511 RTP/AVP 97 98
a=curr:qos local none
a=curr:qos remote none
a=des:qos mandatory local sendrecv
a=des:qos none remote sendrecv
a=rtpmap:98 AMR
a=fmtp:98 mode-set=0,2,5,7; mode-change-period=2
a=rtpmap:97 telephone-event
a=maxptime:20
a=visited-realm:1 Va.operatorV.net IN IP4 192.0.2.4 16511
```

19. 183 (Session Progress) response (IBCF-1 to P-CSCF-A) - see example in table A.6.2-19.

When the IBCF-1 receives the 183 (Session Progress) response the IBCF-1 updates the SDP.

The IBCF-1:

- replaces the received invalid IPv4 address with the IP address received in the visited-realm instance 1; and
- removes all OMR specific attributes since the SDP offer from P-CSCF-A did not contain any OMR specific attributes.

The IBCF-1 sends the 183 (Session Progress) response according to 3GPP TS 24.229 [4] to the P-CSCF-A.

Table A.6.2-19: 183 (Session Progress) response (IBCF-1 to P-CSCF-A)

```
SIP/2.0 183 Session Progress

SIP headers according to 3GPP TS 24.229 [4]

Content-Type: application/sdp
Content-Length: (...)

v=0
o=- 2987933615 2987933615 IN IP4 192.0.2.1
s=-
c=IN IP4 192.0.2.4
t=0 0
m=audio 16511 RTP/AVP 97 98
a=curr:qos local none
a=curr:qos remote none
a=des:qos mandatory local sendrecv
a=des:qos none remote sendrecv
a=rtpmap:98 AMR
a=fmtp:98 mode-set=0,2,5,7; mode-change-period=2
a=rtpmap:97 telephone-event
a=maxptime:20
```

20. 183 (Session Progress) response (P-CSCF-A to UE-A) - see example in table A.6.2-20.

When the P-CSCF-A receives the 183 (Session Progress) response the P-CSCF authorizes the resources;

The P-CSCF-A sends the 183 (Session Progress) response according to 3GPP TS 24.229 [4] to the UE-A.

Table A.6.2-20: 183 (Session Progress) response (P-CSCF-A to the UE-A)

```

SIP/2.0 183 Session Progress

SIP headers according to 3GPP TS 24.229 [4]

Content-Type: application/sdp
Content-Length: (...)

v=0
o=- 2987933615 2987933615 IN IP4 192.0.2.1
s=-
c=IN IP4 192.0.2.4
t=0 0
m=audio 16511 RTP/AVP 97 98
a=curr:qos local none
a=curr:qos remote none
a=des:qos mandatory local sendrecv
a=des:qos none remote sendrecv
a=rtpmap:98 AMR
a=fmtp:98 mode-set=0,2,5,7; mode-change-period=2
a=rtpmap:97 telephone-event
a=maxptime:20

```

21. PRACK requests and SIP 200 (OK) response to the SIP PRACK request

The PRACK is sent without any SDP offer/SDP answer between the UE-A and IBCF-5 according to 3GPP TS 24.229 [4].

22. UPDATE request and SIP 200 (OK) response to the SIP UPDATE request

The UPDATE request and the response to the 200 (OK) response to the UPDATE request is sent with the same SDP offer and SDP answer as in the initial SIP INVITE request and the 183 (Session Progress) response but now indicating that resources are reserved at UE-A. The SDP updates are the same as in steps 1 – 20.

23-24. UPDATE request (IBCF-5 to IBCF-4 via TRF) - see example in table A.6.2-23.

When the IBCF-5 receives an UPDATE request on the terminating side the IBCF-5 updates the SDP as follows:

- the IP address and port number of the own TrGW is included in the SDP; and
- a visited-realm instance 1 is added with the IP address and port number of the own TrGW and the IP realm Va.operatorV.net.

The IBCF-5 sends the UPDATE request according to 3GPP TS 24.229 [4] to the IBCF-5 via TRF.

The TRF does not update the SDP.

Table A.6.2-23: UPDATE request (IBCF-5 to IBCF-4 via TRF)

```

UPDATE SIP: sip:UE-A@operatorH.net; SIP/2.0

SIP headers according to 3GPP TS 24.229 [4]

Content-Type: application/sdp
Content-Length: (...)

v=0
o=- 2987933615 2987933616 IN IP4 192.0.2.4
s=-
c=IN IP4 192.0.2.4
t=0 0
m=audio 16511 RTP/AVP 97 98
a=curr:qos local sendrecv
a=curr:qos remote sendrecv
a=des:qos mandatory local sendrecv
a=des:qos none remote sendrecv
a=rtpmap:98 AMR
a=fmtp:98 mode-set=0,2,5,7; mode-change-period=2
a=rtpmap:97 telephone-event
a=maxptime:20
visited-realm:1 Va.operatorV.net IN IP4 192.0.2.4 16511
a=omr-m-cksum:(..)
a=omr-s-cksum:0

```

25. UPDATE request (IBCF-4 to IC-2) - see example in table A.6.2-25.

When the IBCF-4 receives the UPDATE request the IBCF-4 updates the SDP as follows:

- the IP address and port number of the own TrGW is included in the SDP;
- a visited-realm instance 2 is added with the IP address and port number of the own TrGW and the local IP realm Xa1.operatorX.net. The local IP realm Xa1.operatorX.net is only known by IBCF-2, IBCF-4 and IBCF-5.

The IBCF-4 sends the UPDATE request according to 3GPP TS 24.229 [4] to the IC-2.

Table A.6.2-25: UPDATE request (IBCF-4 to IC-2)

```

UPDATE SIP: sip:UE-A@operatorH.net; SIP/2.0

SIP headers according to 3GPP TS 24.229 [4]

Content-Type: application/sdp
Content-Length: (...)

v=0
o=- 2987933615 2987933616 IN IP4 192.0.2.4
s=-
c=IN IP4 192.0.2.4
t=0 0
m=audio 62987 RTP/AVP 97 98
a=curr:qos local sendrecv
a=curr:qos remote sendrecv
a=des:qos mandatory local sendrecv
a=des:qos none remote sendrecv
a=rtpmap:98 AMR
a=fmtp:98 mode-set=0,2,5,7; mode-change-period=2
a=rtpmap:97 telephone-event
a=maxptime:20
a=visited-realm:1 Va.operatorV.net IN IP4 192.0.2.4 16511
a=visited-realm:2 Xa1.operatorX.net IN IP4 178.15.1.4 62987
a=omr-m-cksum:(..)
a=omr-s-cksum:0

```

26. UPDATE request (IC-2 to IBCF-3) - see example in table A.6.2-26.

When the IC-2 receives the UPDATE request the IC-2 updates the SDP as follows:

- the IP address and port number of the IC-2 is included in the SDP; and

- a visited-realm instance 3 is added with the IP address and port number of the IC-2 and the local IP realm Xa2.operatorX.net. The local IP realm Xa2.operatorX.net is only known by IC-1 and IC-2.

The IC-2 sends the UPDATE request according to 3GPP TS 24.229 [4] to the IBCF-3.

Table A.6.2-26: UPDATE request (IC-2 to IBCF-3)

```
UPDATE SIP: sip:UE-A@operatorH.net; SIP/2.0
SIP headers according to 3GPP TS 24.229 [4]
Content-Type: application/sdp
Content-Length: (...)

v=0
o=- 2987933615 2987933616 IN IP4 192.0.2.4
s=-
c=IN IP4 179.14.1.4
t=0 0
m=audio 23987 RTP/AVP 97 98
a=curr:qos local sendrecv
a=curr:qos remote sendrecv
a=des:qos mandatory local sendrecv
a=des:qos none remote sendrecv
a=rtpmap:98 AMR
a=fmtp:98 mode-set=0,2,5,7; mode-change-period=2
a=rtpmap:97 telephone-event
a=maxptime:20
a=visited-realm:1 IN IP4 Va.operatorV.net 192.0.2.4 16511
a=visited-realm:2 IN IP4 Xa1.operatorX.net 178.15.1.4 62987
a=visited-realm:3 IN IP4 Xa2.operatorX.net 179.14.1.4 23987
a=omr-m-cksum:(..)
a=omr-s-cksum:0
```

27-28. UPDATE request (IBCF-3 to IBCF-2 via S-CSCF) - see example in table A.6.2-27.

When the IBCF-3 receives the UPDATE request the IBCF-3 updates the SDP as follows:

- the IP address and port number of the own TrGW is included in the SDP; and
- a visited-realm instance 4 is added with the IP address and port number of the own TrGW and the IP realm Ha.operatorH.net.

The IBCF-3 sends the UPDATE request according to 3GPP TS 24.229 [4] to the IBCF-2 via the S-CSCF.

The S-CSCF does not update the SDP.

Table A.6.2-27: UPDATE request (IBCF-3 to IBCF-2 via S-CSCF)

```

UPDATE SIP: sip:UE-A@operatorH.net; SIP/2.0

SIP headers according to 3GPP TS 24.229 [4]

Content-Type: application/sdp
Content-Length: (...)

v=0
o=- 2987933615 2987933616 IN IP4 192.0.2.4
s=-
c=IN IP4 190.1.15.2
t=0 0
m=audio 16543 RTP/AVP 97 98
a=curr:qos local sendrecv
a=curr:qos remote sendrecv
a=des:qos mandatory local sendrecv
a=des:qos none remote sendrecv
a=rtpmap:98 AMR
a=fmtp:98 mode-set=0,2,5,7; mode-change-period=2
a=rtpmap:97 telephone-event
a=maxptime:20
a=visited-realm:1 Va.operatorV.net IN IP4 192.0.2.4 16511
a=visited-realm:2 Xa1.operatorX.net IN IP4 178.15.1.4 62987
a=visited-realm:3 Xa2.operatorX.net IN IP4 179.14.1.4 23987
a=visited-realm:4 Ha.operatorH.net IN IP4 190.1.15.2 16543
a=omr-m-cksum:(..)
a=omr-s-cksum:0

```

29. UPDATE request (IBCF-2 to IC-1) - see example in table A.6.2-29.

When the IBCF-2 receives the UPDATE request the IBCF-2 updates the SDP as follows:

- the IP address and port number of the own TrGW is included in the SDP;
- a visited-realm instance 5 is added with the IP address and port number of the own TrGW and the local IP realm Xa4.operatorX.net. The local IP realm Xa4.operatorX.net is only known by IBCF-3 and IBCF-2.

The IBCF-2 sends the UPDATE request according to 3GPP TS 24.229 [4] to the IC-1.

Table A.6.2-29: UPDATE request (IBCF-2 to IC-1)

```

UPDATE SIP: sip:UE-A@operatorH.net; SIP/2.0

SIP headers according to 3GPP TS 24.229 [4]

Content-Type: application/sdp
Content-Length: (...)

v=0
o=- 2987933615 2987933616 IN IP4 192.0.2.4
s=-
c=IN IP4 179.14.1.2
t=0 0
m=audio 36543 RTP/AVP 97 98
a=curr:qos local sendrecv
a=curr:qos remote sendrecv
a=des:qos mandatory local sendrecv
a=des:qos none remote sendrecv
a=rtpmap:98 AMR
a=fmtp:98 mode-set=0,2,5,7; mode-change-period=2
a=rtpmap:97 telephone-event
a=maxptime:20
a=visited-realm:1 Va.operatorV.net IN IP4 192.0.2.4 16511
a=visited-realm:2 Xa1.operatorX.net IN IP4 178.15.1.4 62987
a=visited-realm:3 Xa2.operatorX.net IN IP4 179.14.1.4 23987
a=visited-realm:4 Ha.operatorH.net IN IP4 190.1.15.2 16543
a=visited-realm:5 Xa4.operatorX.net IN IP4 179.14.1.2 36543
a=omr-m-cksum:(..)
a=omr-s-cksum:0

```

30. UPDATE request (IC-1 to IBCF-1) - see example in table A.6.2-30.

When the IC-1 receives the UPDATE request the IC-2 detects that an optimal media path avoiding media to be sent through the home IMS network H is possible. The IC-1 updates the SDP as follows:

- the IP address and port number included by IC-2 in visited-realm instance 3 are included in the SDP; and
- the visited-realm instances 4 and 5 are removed so that the media path is no longer passing the home IMS network H.

The IC-1 sends the UPDATE request according to 3GPP TS 24.229 [4] to the IBCF-1.

Table A.6.2-29: UPDATE request (IC-1 to IBCF-1)

<pre> UPDATE SIP: sip:UE-A@operatorH.net; SIP/2.0 SIP headers according to 3GPP TS 24.229 [4] Content-Type: application/sdp Content-Length: (...) v=0 o=- 2987933615 2987933616 IN IP4 192.0.2.4 s=- c=IN IP4 179.14.1.4 t=0 0 m=audio 23987 RTP/AVP 97 98 a=curr:qos local sendrecv a=curr:qos remote sendrecv a=des:qos mandatory local sendrecv a=des:qos none remote sendrecv a=rtpmap:98 AMR a=fmtp:98 mode-set=0,2,5,7; mode-change-period=2 a=rtpmap:97 telephone-event a=maxptime:20 a=visited-realm:1 Va.operatorV.net IN IP4 192.0.2.4 16511 a=visited-realm:2 Xa1.operatorX.net IN IP4 178.15.1.4 62987 a=visited-realm:3 Xa2.operatorX.net IN IP4 179.14.1.4 23987 a=omr-m-cksum:(..) a=omr-s-cksum:0 </pre>

31-32. UPDATE request (IBCF-2 to UE-A) - see example in table A.6.2-31.

When the IBCF-1 receives the UPDATE request the IBCF-1 detects that an optimal media path within the visited network is possible. The IBCF-1 updates the SDP as follows:

- the IP address and port numbers in the visited-realm instance 1 is included in the SDP; and
- since the IBCF-1 did not receive any OMR attributes in the initial SDP offer, all OMR specific attributes are removed.

The IBCF-1 sends the UPDATE request according to 3GPP TS 24.229 [4] to the UE-A via P-CSCF-A. The P-CSCF-A does not update the SDP.

Table A.6.2-31: UPDATE request (IBCF-2 to UE-A)

```

UPDATE SIP: sip:UE-A@operatorH.net; SIP/2.0

SIP headers according to 3GPP TS 24.229 [4]

Content-Type: application/sdp
Content-Length: (...)

v=0
o=- 2987933615 2987933616 IN IP4 192.0.2.4
s=-
c=IN IP4 192.0.2.4
t=0 0
m=audio 16511 RTP/AVP 97 98
a=curr:qos local sendrecv
a=curr:qos remote sendrecv
a=des:qos mandatory local sendrecv
a=des:qos none remote sendrecv
a=rtpmap:98 AMR
a=fmtp:98 mode-set=0,2,5,7; mode-change-period=2
a=rtpmap:97 telephone-event
a=maxptime:20

```

33-34. 200 (OK) response (UE-A to IBCF-1 via P-CSCF-A) - see example in A.6.2-33.

The UE-A sends the 200 (OK) response according to 3GPP TS 24.229 [4] to the IBCF-1 via the P-CSCF-A. The P-CSCF-A does not update the SDP.

Table A.6.2-34: 200 (OK) response to the UPDATE request (UE-A to IBCF-1 via P-CSCF-A).

```

SIP/2.0 200 OK

SIP headers according to 3GPP TS 24.229 [4]

Content-Type: application/sdp
Content-Length: (...)

v=0
o=- 2987933615 2987933615 IN IP4 192.0.2.4
s=
t=0 0
c=IN IP4 192.0.2.1
m=audio 49170 RTP/AVP 97 98
a=curr:qos local sendrecv
a=curr:qos remote sendrecv
a=des:qos mandatory local sendrecv
a=des:qos none remote sendrecv
a=rtpmap:97 AMR
a=fmtp:97 mode-set=0,2,5,7; mode-change-period=2
a=rtpmap:96 telephone-event
a=maxptime:20

```

35-40. 200 (OK) response (IBCF-1 to IBCF-4 via IC-1, IBCF-2, S-CSCF, IBCF-3 and IC-2) - see example in table A.6.2-35.

When the IBCF-1 receives the 200 (OK) response to the UPDATE request the IBCF-1 updates the SDP as follows:

- adds an visited-realm instance 1 with the IP address and the port number received from the P-CSCF-A (i.e. the UE-A IP address and the port number) and the IP realm Va.operatorV.net; and
- modifies the IP address in the SDP to be an invalid IPv4 address, i.e. 0.0.0.0, since the IP realms on each side of the IBCF-1 is different.

The IBCF-1 sends the 200 (OK) response to the UPDATE request to the IBCF-4 via IC-1, IBCF-2, S-CSCF, IBCF-3 and IC-2. Neither one of IC-1, IBCF-2, S-CSCF, IBCF-3 nor IC-2 updates the SDP.

Table A.6.2-35: 200 (OK) response to the UPDATE request (IBCF-1 to IBCF-4 via IC-1, IBCF-2, S-CSCF, IBCF-3 and IC-2).

```

SIP/2.0 200 OK

SIP headers according to 3GPP TS 24.229 [4]

Content-Type: application/sdp
Content-Length: (...)

v=0
o=- 2987933615 2987933615 IN IP4 192.0.2.4
s=
t=0 0
c=IN IP4 0.0.0.0
m=audio 49170 RTP/AVP 97 98
a=curr:qos local sendrecv
a=curr:qos remote sendrecv
a=des:qos mandatory local sendrecv
a=des:qos none remote sendrecv
a=rtpmap:97 AMR
a=fmtp:97 mode-set=0,2,5,7; mode-change-period=2
a=rtpmap:96 telephone-event
a=maxptime:20
visited-realm:1 Va IN IP4 192.0.2.1 49170

```

41-42. 200 (OK) response (IBCF-4 to IBCF-5 via TRF).

When the IBCF-4 receives the 200 (OK) response to the UPDATE request the IBCF-1 updates the SDP.

The IBCF-4 replaces the received invalid IPv4 address with the IP address received in the visited-realm instance 1.

The IBCF-4 sends the 200 (OK) response to the UPDATE request according to 3GPP TS 24.229 [4] to the IBCF-5 via the TRF. The TRF does not modify the SDP.

Table A.6.2-35: 200 (OK) response to the UPDATE request (IBCF-4 to IBCF-5 via TRF).

```

SIP/2.0 200 OK

SIP headers according to 3GPP TS 24.229 [4]

Content-Type: application/sdp
Content-Length: (...)

v=0
o=- 2987933615 2987933615 IN IP4 192.0.2.4
s=
t=0 0
c=IN IP4 192.0.2.1
m=audio 49170 RTP/AVP 97 98
a=curr:qos local sendrecv
a=curr:qos remote sendrecv
a=des:qos mandatory local sendrecv
a=des:qos none remote sendrecv
a=rtpmap:97 AMR
a=fmtp:97 mode-set=0,2,5,7; mode-change-period=2
a=rtpmap:96 telephone-event
a=maxptime:20
visited-realm:1 Va IN IP4 192.0.2.1 49170

```

43. 200 (OK) response to INVITE request and the SIP ACK request

The 200 (OK) response to the initial INVITE request is sent according to 3GPP TS 24.229 [4] between the IBCF-5 and UE-A as specified in 3GPP TS 24.229 [4].

The ACK request is sent according to 3GPP TS 24.229 [4] between the UE-A and IBCF-5 as specified in 3GPP TS 24.229 [4].

Annex B (informative): Change history

Change history							
Date	TSG #	TSG Doc.	CR	Rev	Subject/Comment	Old	New
11.30.10					Version 1.0.0 was created by MCC	0.3.0	1.0.0
01.31.11					Version 1.1.0 created by rapporteur based on PCRs C3-110028, C3-110030, C3-110031, C3-110032, C3-110033, C3-110034, C3-110233, C3-110234, C3-110235, C3-110238, C3-110374, C3-110375, C3-110376	1.0.0	1.1.0
02.28.11					Version 1.2.0 created by rapporteur based on PCRs C3-110472, C3-110579, C3-110580, C3-110582, C3-110601, C3-110603, C3-110604, C3-110605, C3-110650, C3-110651, C3-110696, C3-110699, C3-110723, C3-110755	1.1.0	1.2.0
03/2011	TSG#51				3GPP TS 29.079 2.0.0 have been approved in TSG#51	2.0.0	10.0.0
06/2011	TSG#52	CP-110408	1	2	Adding session checksum in the simple example flow	10.0.0	10.1.0
06/2011	TSG#52	CP-110408	2	2	Update of proactive transcoder without resource reservation FLOW	10.0.0	10.1.0
06/2011	TSG#52	CP-110408	3	3	Clarifying checksum calculation	10.0.0	10.1.0
06/2011	TSG#52	CP-110408	4	3	Receiving and modified SDP offer clarification	10.0.0	10.1.0
06/2011	TSG#52	CP-110408	5	2	IMS-ALG bypasses an allocated transcoding MR - FLOW	10.0.0	10.1.0
06/2011	TSG#52	CP-110408	6	2	Enhanced IP realm definition	10.0.0	10.1.0
06/2011	TSG#52	CP-110408	7	2	Making connected IP realm information available	10.0.0	10.1.0
09/2011	TSG#53				Editorial Improvement by MCC	10.1.0	10.1.1
12/2011	TSG#54	CP-110834	8		Updated references - Media Control Channel Framework	10.1.1	10.2.0
06/2012	TSG#56	CP-120355	9	3	RAVEL Loop-back routing example updates	10.2.0	11.0.0
06/2012	TSG#56	CP-120357	10		Incorrect IP address in example	10.2.0	11.0.0
09/2012	TSG#57	CP-120535	13		OMR modification	11.0.0	11.1.0
09/2012	TSG#57	CP-120535	14	1	Naming of transit network	11.0.0	11.1.0
12/2012	TSG#58	CP-120840	15	1	Updating loopback example	11.1.0	11.2.0
12/2012	TSG#58	CP-120827	18		Reference update of draft-ietf-mediactrl-mixer-control-package	11.1.0	11.2.0
12/2012	TSG#58	CP-120827	20	2	OMR Signalling Flows	11.1.0	11.2.0
03/2013	TSG#59	CP-130079	16	4	Identifying an RAVEL session	11.2.0	11.3.0
03/2013	TSG#59	CP-130079	21		Removing all editors notes in the loopback flow	11.2.0	11.3.0

History

Document history		
V11.1.0	October 2012	Publication
V11.2.0	January 2013	Publication
V11.3.0	April 2013	Publication