

ETSI TS 129 198-8 V5.9.0 (2005-12)

Technical Specification

**Universal Mobile Telecommunications System (UMTS);
Open Service Access (OSA)
Application Programming Interface (API);
Part 8: Data session control Service Capability Feature (SCF)
(3GPP TS 29.198-08 version 5.9.0 Release 5)**



Reference

RTS/TSGC-0529198-08v590

Keywords

UMTS

ETSI

650 Route des Lucioles
F-06921 Sophia Antipolis Cedex - FRANCE

Tel.: +33 4 92 94 42 00 Fax: +33 4 93 65 47 16

Siret N° 348 623 562 00017 - NAF 742 C
Association à but non lucratif enregistrée à la
Sous-Préfecture de Grasse (06) N° 7803/88

Important notice

Individual copies of the present document can be downloaded from:

<http://www.etsi.org>

The present document may be made available in more than one electronic version or in print. In any case of existing or perceived difference in contents between such versions, the reference version is the Portable Document Format (PDF). In case of dispute, the reference shall be the printing on ETSI printers of the PDF version kept on a specific network drive within ETSI Secretariat.

Users of the present document should be aware that the document may be subject to revision or change of status. Information on the current status of this and other ETSI documents is available at

<http://portal.etsi.org/tb/status/status.asp>

If you find errors in the present document, please send your comment to one of the following services:

http://portal.etsi.org/chaicor/ETSI_support.asp

Copyright Notification

No part may be reproduced except as authorized by written permission.
The copyright and the foregoing restriction extend to reproduction in all media.

© European Telecommunications Standards Institute 2005.
All rights reserved.

DECT™, PLUGTESTS™ and UMTS™ are Trade Marks of ETSI registered for the benefit of its Members.
TIPHON™ and the TIPHON logo are Trade Marks currently being registered by ETSI for the benefit of its Members.
3GPP™ is a Trade Mark of ETSI registered for the benefit of its Members and of the 3GPP Organizational Partners.

Intellectual Property Rights

IPRs essential or potentially essential to the present document may have been declared to ETSI. The information pertaining to these essential IPRs, if any, is publicly available for **ETSI members and non-members**, and can be found in ETSI SR 000 314: *"Intellectual Property Rights (IPRs); Essential, or potentially Essential, IPRs notified to ETSI in respect of ETSI standards"*, which is available from the ETSI Secretariat. Latest updates are available on the ETSI Web server (<http://webapp.etsi.org/IPR/home.asp>).

Pursuant to the ETSI IPR Policy, no investigation, including IPR searches, has been carried out by ETSI. No guarantee can be given as to the existence of other IPRs not referenced in ETSI SR 000 314 (or the updates on the ETSI Web server) which are, or may be, or may become, essential to the present document.

Foreword

This Technical Specification (TS) has been produced by ETSI 3rd Generation Partnership Project (3GPP).

The present document may refer to technical specifications or reports using their 3GPP identities, UMTS identities or GSM identities. These should be interpreted as being references to the corresponding ETSI deliverables.

The cross reference between GSM, UMTS, 3GPP and ETSI identities can be found under <http://webapp.etsi.org/key/queryform.asp>.

Contents

Intellectual Property Rights	2
Foreword.....	2
Foreword.....	5
Introduction	5
1 Scope	7
2 References	7
3 Definitions and abbreviations.....	8
3.1 Definitions	8
3.2 Abbreviations	8
4 Data Session Control SCF.....	8
4.1 General requirements on support of methods.....	9
5 Sequence Diagrams	9
5.1 Network Controlled Notifications	9
5.2 Enable Data Session Notification	10
5.3 Address Translation With Charging	11
6 Class Diagrams.....	12
7 The Service Interface Specifications	13
7.1 Interface Specification Format	13
7.1.1 Interface Class	14
7.1.2 Method descriptions.....	14
7.1.3 Parameter descriptions.....	14
7.1.4 State Model.....	14
7.2 Base Interface.....	14
7.2.1 Interface Class IpInterface	14
7.3 Service Interfaces	14
7.3.1 Overview	14
7.4 Generic Service Interface	15
7.4.1 Interface Class IpService	15
7.4.1.1 Method setCallback().....	15
7.4.1.2 Method setCallbackWithSessionID().....	15
8 Data Session Control Interface Classes.....	16
8.1 Interface Class IpAppDataSession	16
8.1.1 Method connectRes().....	16
8.1.2 Method connectErr().....	17
8.1.3 Method superviseDataSessionRes().....	17
8.1.4 Method superviseDataSessionErr()	17
8.1.5 Method dataSessionFaultDetected()	18
8.2 Interface Class IpAppDataSessionControlManager	18
8.2.1 Method dataSessionAborted()	18
8.2.2 Method reportNotification().....	19
8.2.3 Method dataSessionNotificationContinued().....	19
8.2.4 Method dataSessionNotificationInterrupted().....	19
8.3 Interface Class IpDataSession	20
8.3.1 Method connectReq()	20
8.3.2 Method release()	21
8.3.3 Method superviseDataSessionReq()	21
8.3.4 Method setDataSessionChargePlan().....	22
8.3.5 Method setAdviceOfCharge().....	22
8.3.6 Method deassignDataSession().....	22
8.3.7 Method continueProcessing()	23
8.4 Interface Class IpDataSessionControlManager	23
8.4.1 Method <<deprecated>> createNotification()	24

8.4.2	Method destroyNotification()	24
8.4.3	Method changeNotification()	25
8.4.4	Method <<deprecated>> getNotification()	25
8.4.5	Method <<new>> enableNotifications()	26
8.4.6	Method <<new>> disableNotifications()	26
8.4.7	Method <<new>> getNotifications()	27
8.4.8	Method <<new>> createNotifications()	27
9	State Transition Diagrams	28
9.1	State Transition Diagrams for IpDataSession	28
9.1.1	Network Released State	29
9.1.2	Finished State	29
9.1.3	Application Released State	29
9.1.4	Active State	29
9.1.5	Setup State	29
9.1.6	Established State	29
10	Data Session Control Service Properties	29
11	Data Definitions	30
11.1	Data Session Control Data Definitions	30
11.1.1	IpAppDataSession	30
11.1.2	IpAppDataSessionRef	30
11.1.3	IpAppDataSessionControlManager	30
11.1.4	IpAppDataSessionControlManagerRef	30
11.1.5	IpDataSession	31
11.1.6	IpDataSessionRef	31
11.1.7	IpDataSessionControlManager	31
11.1.8	IpDataSessionControlManagerRef	31
11.2	Event Notification data definitions	31
11.2.1	TpDataSessionEventName	31
11.2.2	TpDataSessionMonitorMode	31
11.2.3	TpDataSessionEventCriteria	31
11.2.4	TpDataSessionEventInfo	32
11.2.5	TpDataSessionChargePlan	32
11.2.6	TpDataSessionChargeOrder	33
11.2.7	TpDataSessionChargeOrderCategory	33
11.2.8	TpChargePerVolume	33
11.2.9	TpDataSessionIdentifier	33
11.2.10	TpDataSessionError	34
11.2.11	TpDataSessionAdditionalErrorInfo	34
11.2.12	TpDataSessionErrorType	34
11.2.13	TpDataSessionFault	34
11.2.14	TpDataSessionReleaseCause	35
11.2.15	TpDataSessionSuperviseVolume	35
11.2.16	TpDataSessionSuperviseReport	35
11.2.17	TpDataSessionSuperviseTreatment	35
11.2.18	TpDataSessionReport	35
11.2.19	TpDataSessionAdditionalReportInfo	36
11.2.20	TpDataSessionReportRequest	36
11.2.21	TpDataSessionReportRequestSet	36
11.2.22	TpDataSessionReportType	36
11.2.23	TpDataSessionEventCriteriaResult	36
11.2.24	TpDataSessionEventCriteriaResultSet	36
Annex A (normative):	OMG IDL Description of Data Session Control SCF	37
Annex B (informative):	W3C WSDL Description of Data Session Control SCF	38
Annex C (informative):	Java™ API Description of the Data Session Control SCF	39
Annex D (informative):	Change history	40
History		41

Foreword

This Technical Specification has been produced by the 3rd Generation Partnership Project (3GPP).

The contents of the present document are subject to continuing work within the TSG and may change following formal TSG approval. Should the TSG modify the contents of the present document, it will be re-released by the TSG with an identifying change of release date and an increase in version number as follows:

Version x.y.z

where:

- x the first digit:
 - 1 presented to TSG for information;
 - 2 presented to TSG for approval;
 - 3 or greater indicates TSG approved document under change control.
- y the second digit is incremented for all changes of substance, i.e. technical enhancements, corrections, updates, etc.
- z the third digit is incremented when editorial only changes have been incorporated in the document.

Introduction

The present document is part 8 of a multi-part TS covering the 3rd Generation Partnership Project: Technical Specification Group Core Network; Open Service Access (OSA); Application Programming Interface (API), as identified below. The **API specification** (3GPP TS 29.198) is structured in the following Parts:

Part 1:	"Overview";	
Part 2:	"Common Data Definitions";	
Part 3:	"Framework";	
Part 4:	"Call Control";	
	Sub-part 1: "Call Control Common Definitions";	(new in 3GPP Release 5)
	Sub-part 2: "Generic Call Control SCF";	(new in 3GPP Release 5)
	Sub-part 3: "Multi-Party Call Control SCF";	(new in 3GPP Release 5)
	Sub-part 4: "Multi-Media Call Control SCF";	(new in 3GPP Release 5)
	Sub-part 5: "Conference Call Control SCF";	(not part of 3GPP Release 5)
Part 5:	"User Interaction SCF";	
Part 6:	"Mobility SCF";	
Part 7:	"Terminal Capabilities SCF";	
Part 8:	"Data Session Control SCF";	
Part 9:	"Generic Messaging SCF";	(not part of 3GPP Release 5)
Part 10:	"Connectivity Manager SCF";	(not part of 3GPP Release 5)
Part 11:	"Account Management SCF";	
Part 12:	"Charging SCF".	
Part 13:	"Policy Management SCF";	(new in 3GPP Release 5)
Part 14:	"Presence and Availability Management SCF";	(new in 3GPP Release 5)

The **Mapping specification of the OSA APIs and network protocols** (3GPP TR 29.998) is also structured as above. A mapping to network protocols is however not applicable for all Parts, but the numbering of Parts is kept. Also in case a Part is not supported in a Release, the numbering of the parts is maintained.

Table: Overview of the OSA APIs & Protocol Mappings 29.198 & 29.998-family

OSA API specifications 29.198-family					OSA API Mapping - 29.998-family	
29.198-01	Overview				29.998-01	Overview
29.198-02	Common Data Definitions				29.998-02	<i>Not Applicable</i>
29.198-03	Framework				29.998-03	<i>Not Applicable</i>
Call Control (CC) SCF	29.198-04-1	29.198-04-2	29.198-04-3	29.198-04-4	29.998-04-1	Generic Call Control – CAP mapping
	Common CC data definitions	Generic CC SCF	Multi-Party CC SCF	Multi-media CC SCF	29.998-04-2	<i>Generic Call Control – INAP mapping</i>
					29.998-04-3	<i>Generic Call Control – Megaco mapping</i>
					29.998-04-4	Multiparty Call Control – SIP mapping
29.198-05	User Interaction SCF				29.998-05-1	User Interaction – CAP mapping
					29.998-05-2	<i>User Interaction – INAP mapping</i>
					29.998-05-3	<i>User Interaction – Megaco mapping</i>
					29.998-05-4	User Interaction – SMS mapping
29.198-06	Mobility SCF				29.998-06	User Status and User Location – MAP mapping
29.198-07	Terminal Capabilities SCF				29.998-07	<i>Not Applicable</i>
29.198-08	Data Session Control SCF				29.998-08	Data Session Control – CAP mapping
29.198-09	<i>Generic Messaging SCF</i>				29.998-09	<i>Not Applicable</i>
29.198-10	<i>Connectivity Manager SCF</i>				29.998-10	<i>Not Applicable</i>
29.198-11	Account Management SCF				29.998-11	<i>Not Applicable</i>
29.198-12	Charging SCF				29.998-12	<i>Not Applicable</i>
29.198-13	Policy Management SCF				29.998-13	<i>Not Applicable</i>
29.198-14	Presence & Availability Management SCF				29.998-14	<i>Not Applicable</i>

1 Scope

The present document is Part 8 of the Stage 3 specification for an Application Programming Interface (API) for Open Service Access (OSA).

The OSA specifications define an architecture that enables application developers to make use of network functionality through an open standardised interface, i.e. the OSA APIs. The concepts and the functional architecture for the OSA are contained in 3GPP TS 23.127 [3]. The requirements for OSA are contained in 3GPP TS 22.127 [2].

The present document specifies the Data Session Control Service Capability Feature (SCF) aspects of the interface. All aspects of the Data Session Control SCF are defined here, these being:

- Sequence Diagrams
- Class Diagrams
- Interface specification plus detailed method descriptions
- State Transition diagrams
- Data definitions
- IDL Description of the interfaces
- WSDL Description of the interfaces

The process by which this task is accomplished is through the use of object modelling techniques described by the Unified Modelling Language (UML).

This specification has been defined jointly between 3GPP TSG CT WG5, ETSI TISPAN and the Parlay Group, in co-operation with a number of JAIN™ Community member companies.

2 References

The following documents contain provisions which, through reference in this text, constitute provisions of the present document.

- References are either specific (identified by date of publication, edition number, version number, etc.) or non-specific.
- For a specific reference, subsequent revisions do not apply.
- For a non-specific reference, the latest version applies. In the case of a reference to a 3GPP document (including a GSM document), a non-specific reference implicitly refers to the latest version of that document *in the same Release as the present document*.

- [1] 3GPP TS 29.198-1 "Open Service Access; Application Programming Interface; Part 1: Overview".
- [2] 3GPP TS 22.127: "Stage 1 Service Requirement for the Open Service Access (OSA) (Release 5)".
- [3] 3GPP TS 23.127: "Virtual Home Environment (Release 5)".
- [4] ISO 4217: "Codes for the representation of currencies and funds".

3 Definitions and abbreviations

3.1 Definitions

For the purposes of the present document, the terms and definitions given in TS 29.198-1 [1] apply.

3.2 Abbreviations

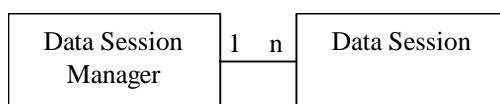
For the purposes of the present document, the abbreviations given in TS 29.198-1 [1] apply.

4 Data Session Control SCF

The Data Session Control network SCF consists of two interfaces:

- 1) Data Session manager, containing management functions for data session related issues;
- 2) Data Session, containing methods to control a session.

A session can be controlled by one Data Session Manager only. Data Session Manager can control several sessions.



NOTE: The term "data session" is used in a broad sense to describe a data connection/session. For example, it comprises a PDP context in GPRS.

Figure 1: Data Session control interfaces usage relationship

The Data Session Control SCFs are described in terms of the methods in the Data Session Control interfaces. Table 1 gives an overview of the Data Session Control methods and to which interfaces these methods belong.

Table 1: Overview of Data Session Control interfaces and their methods

Data Session Manager	Data Session
createNotification	connectReq
destroyNotification	connectRes
dataSessionNotificationInterrupted	connectErr
dataSessionNotificationContinued	release
reportNotification	superviseDataSessionReq
dataSessionAborted	superviseDataSessionRes
getNotification	superviseDataSessionErr
changeNotification	dataSessionFaultDetected
enableNotifications	setAdviceofCharge
disableNotifications	setDataSessionChargePlan

The session manager interface provides the management functions to the data session service capability features. The application programmer can use this interface to enable or disable data session-related event notifications.

The following clauses describe each aspect of the Data Session Control Service Capability Feature (SCF).

The order is as follows:

- the Sequence diagrams give the reader a practical idea of how each of the SCF is implemented;
- the Class relationships clause shows how each of the interfaces applicable to the SCF, relate to one another;
- the Interface specification clause describes in detail each of the interfaces shown within the Class diagram part;

- the State Transition Diagrams (STD) show the transition between states in the SCF. The states and transitions are well-defined; either methods specified in the Interface specification or events occurring in the underlying networks cause state transitions;
- the Data definitions clause shows a detailed expansion of each of the data types associated with the methods within the classes. Note that some data types are used in other methods and classes and are therefore defined within the Common Data types part of this specification.

4.1 General requirements on support of methods

An implementation of this API which supports or implements a method described in the present document, shall support or implement the functionality described for that method, for at least one valid set of values for the parameters of that method.

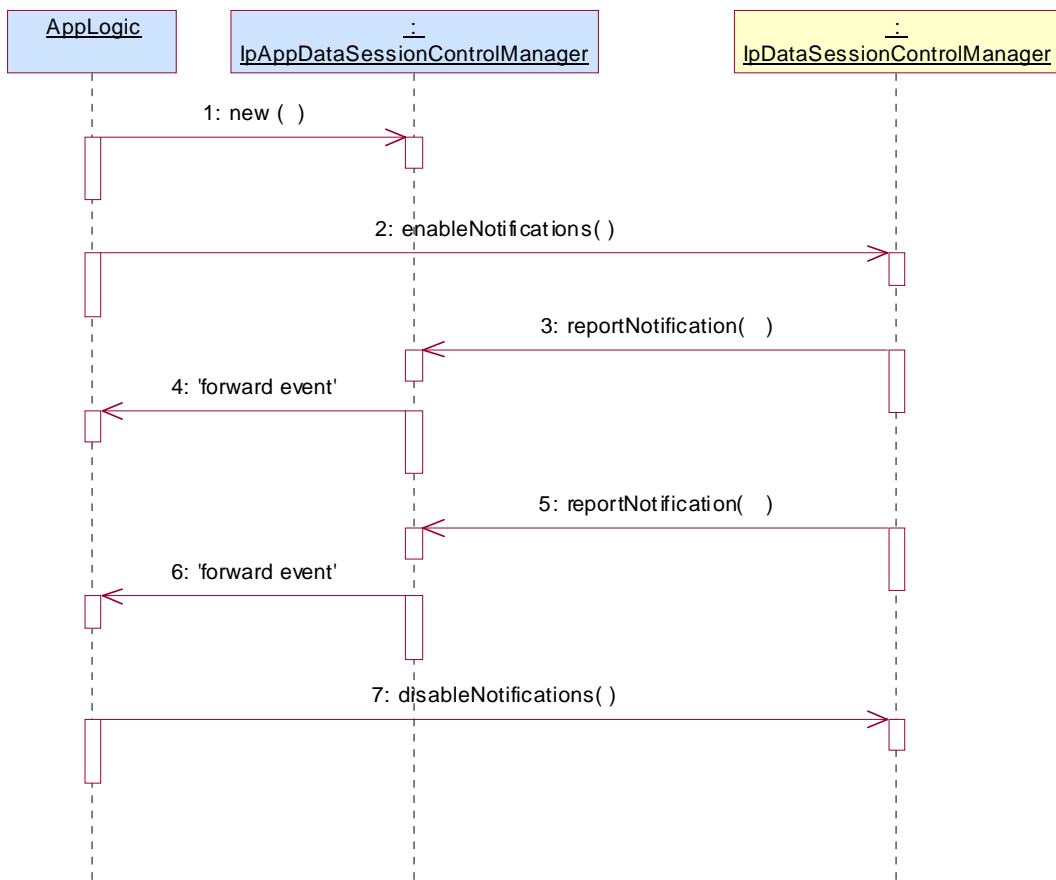
Where a method is not supported by an implementation of a Service interface, the exception `P_METHOD_NOT_SUPPORTED` shall be returned to any call of that method.

Where a method is not supported by an implementation of an Application interface, a call to that method shall be possible, and no exception shall be returned.

5 Sequence Diagrams

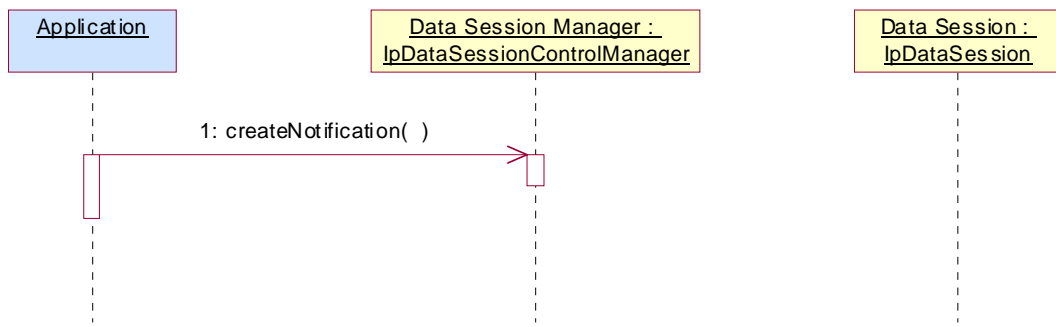
5.1 Network Controlled Notifications

The following sequence diagram shows how an application can receive notifications that have not been created by the application, but are provisioned from within the network.

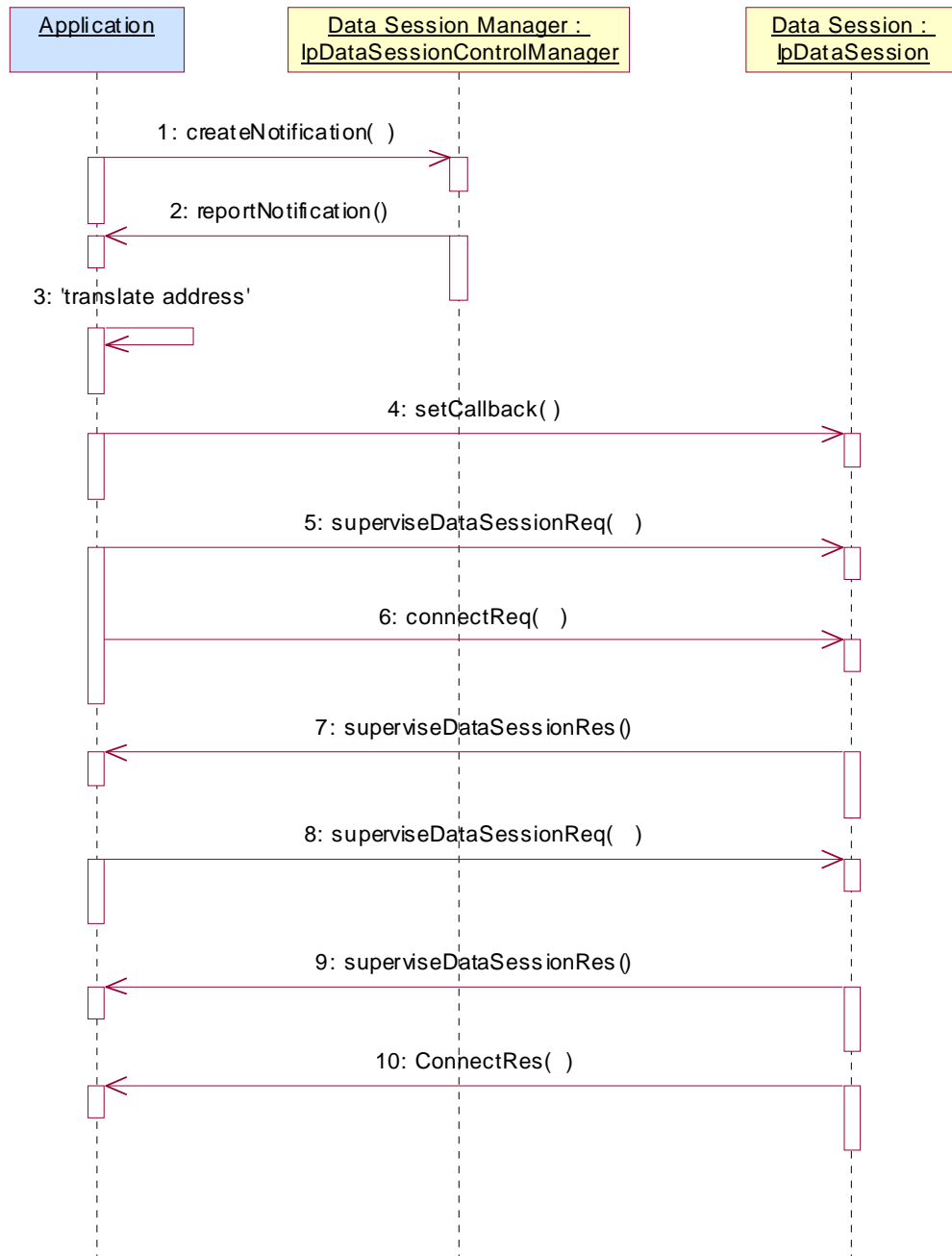


- 1: The application is started. The application creates a new IpAppDataSessionControlManager to handle callbacks.
- 2: The enableNotifications method is invoked on the IpDataSessionControlManager interface to indicate that the application is ready to receive notifications that are created in the network. For illustrative purposes we assume notifications of type "B" are created in the network.
- 3: When a network created trigger occurs the application is notified on the callback interface.
- 4: The event is forwarded to the application.
- 5: When a network created trigger occurs the application is notified on the callback interface.
- 6: The event is forwarded to the application.
- 7: When the application does not want to receive notifications created in the network anymore, it invokes disableNotifications on the IpDataSessionControlManager interface. From now on the gateway will not send any notifications to the application that are created in the network. The application will still receive notifications that it has created himself until the application removes them.

5.2 Enable Data Session Notification



5.3 Address Translation With Charging



6 Class Diagrams

Data Session Control Class Diagram:

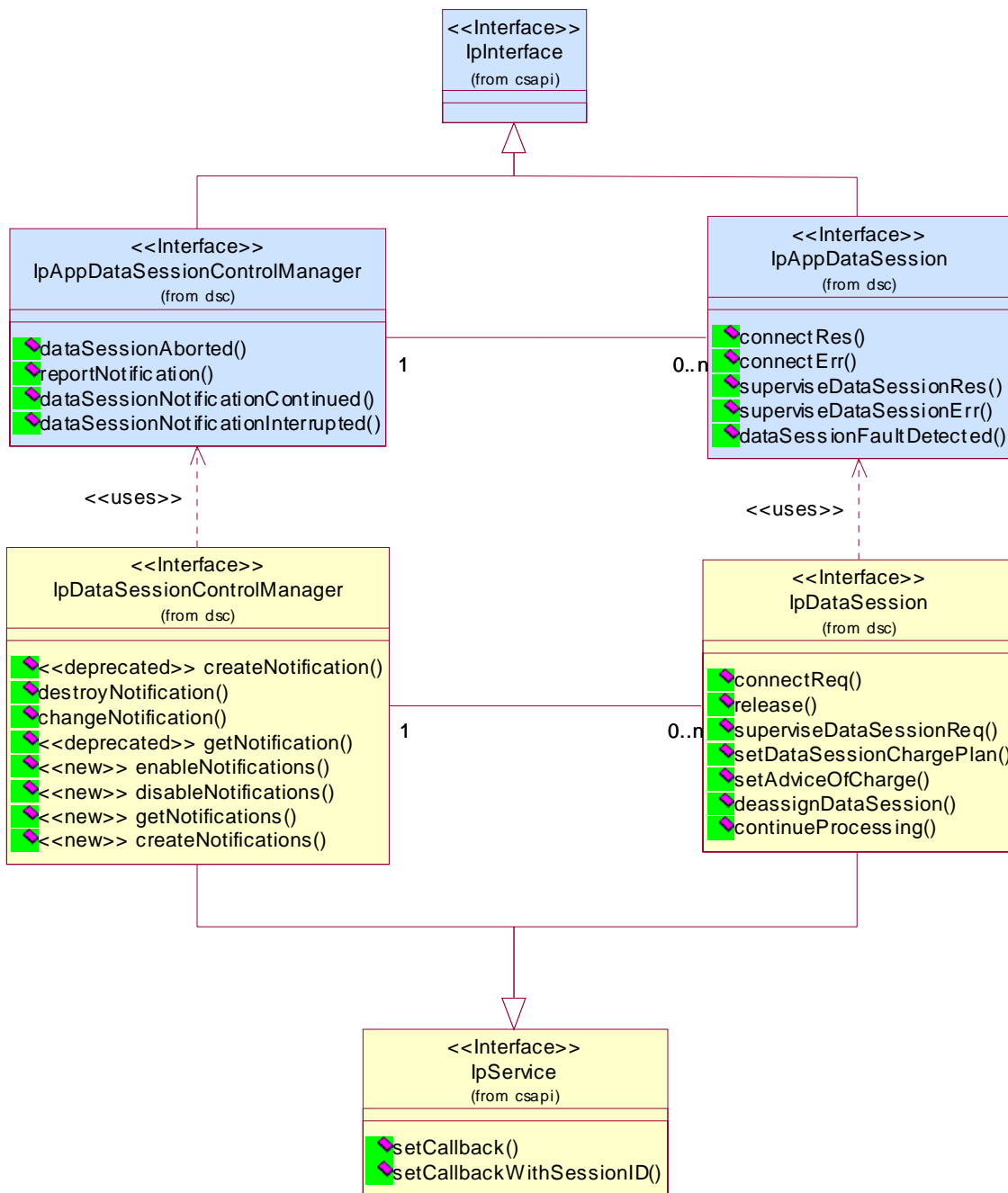


Figure: Package Overview

7 The Service Interface Specifications

7.1 Interface Specification Format

This clause defines the interfaces, methods and parameters that form a part of the API specification. The Unified Modelling Language (UML) is used to specify the interface classes. The general format of an interface specification is described below.

7.1.1 Interface Class

This shows a UML interface class description of the methods supported by that interface, and the relevant parameters and types. The Service and Framework interfaces for enterprise-based client applications are denoted by classes with name `Ip<name>`. The callback interfaces to the applications are denoted by classes with name `IpApp<name>`. For the interfaces between a Service and the Framework, the Service interfaces are typically denoted by classes with name `IpSvc<name>`, while the Framework interfaces are denoted by classes with name `IpFw<name>`.

7.1.2 Method descriptions

Each method (API method "call") is described. Both synchronous and asynchronous methods are used in the API. Asynchronous methods are identified by a 'Req' suffix for a method request, and, if applicable, are served by asynchronous methods identified by either a 'Res' or 'Err' suffix for method results and errors, respectively. To handle responses and reports, the application or service developer must implement the relevant `IpApp<name>` or `IpSvc<name>` interfaces to provide the callback mechanism.

7.1.3 Parameter descriptions

Each method parameter and its possible values are described. Parameters described as 'in' represent those that must have a value when the method is called. Those described as 'out' are those that contain the return result of the method when the method returns.

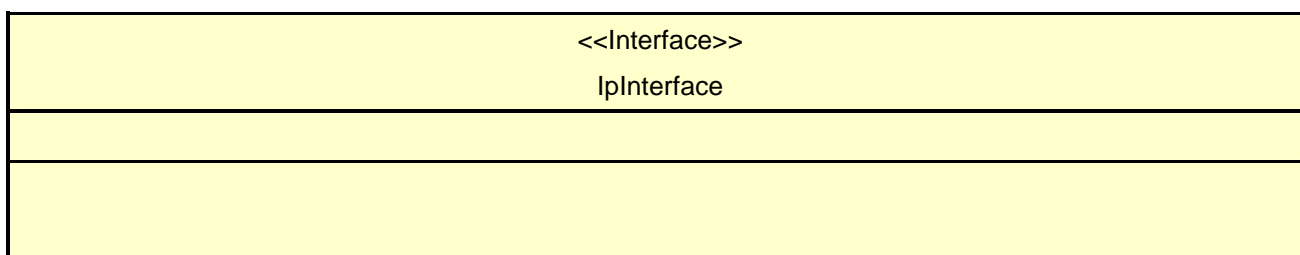
7.1.4 State Model

If relevant, a state model is shown to illustrate the states of the objects that implement the described interface.

7.2 Base Interface

7.2.1 Interface Class IpInterface

All application, framework and service interfaces inherit from the following interface. This API Base Interface does not provide any additional methods.



7.3 Service Interfaces

7.3.1 Overview

The Service Interfaces provide the interfaces into the capabilities of the underlying network - such as call control, user interaction, messaging, mobility and connectivity management.

The interfaces that are implemented by the services are denoted as "Service Interface". The corresponding interfaces that must be implemented by the application (e.g. for API callbacks) are denoted as "Application Interface".

7.4 Generic Service Interface

7.4.1 Interface Class IpService

Inherits from: IpInterface

All service interfaces inherit from the following interface.

<<Interface>> IpService
<pre> setCallback (appInterface : in IpInterfaceRef) : void setCallbackWithSessionID (appInterface : in IpInterfaceRef, sessionID : in TpSessionID) : void </pre>

7.4.1.1 Method setCallback()

This method specifies the reference address of the callback interface that a service uses to invoke methods on the application. It is not allowed to invoke this method on an interface that uses SessionIDs.

Parameters

appInterface : in IpInterfaceRef

Specifies a reference to the application interface, which is used for callbacks.

Raises

TpCommonExceptions, P_INVALID_INTERFACE_TYPE

7.4.1.2 Method setCallbackWithSessionID()

This method specifies the reference address of the application's callback interface that a service uses for interactions associated with a specific session ID: e.g. a specific call, or call leg. It is not allowed to invoke this method on an interface that does not use SessionIDs.

Parameters

appInterface : in IpInterfaceRef

Specifies a reference to the application interface, which is used for callbacks.

sessionID : in TpSessionID

Specifies the session for which the service can invoke the application's callback interface.

Raises

TpCommonExceptions, P_INVALID_SESSION_ID, P_INVALID_INTERFACE_TYPE

8 Data Session Control Interface Classes

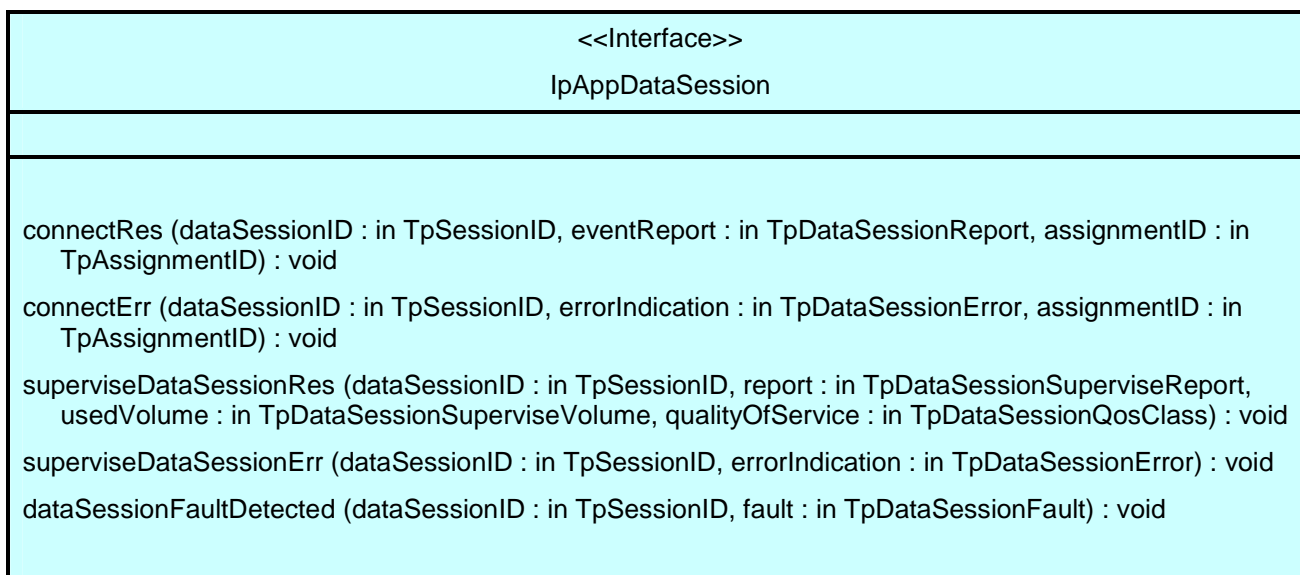
The Data Session Control provides a means to control per data session basis the establishment of a new data session. This means especially in the GPRS context that the establishment of a PDP session is modelled not the attach/detach mode. Change of terminal location is assumed to be managed by the underlying network and is therefore not part of the model. The underlying assumption is that a terminal initiates a data session and the application can reject the request for data session establishment, can continue the establishment or can continue and change the destination as requested by the terminal.

The modelling is similar to the Generic Call Control but assumes a simpler underlying state model. An IpDataSessionControlManager object and an IpDataSession object are the interfaces used by the application, whereas the IpAppDataSessionControlManager and the IpAppDataSession interfaces are implemented by the application.

8.1 Interface Class IpAppDataSession

Inherits from: IpInterface.

The application side of the data session interface is used to handle data session request responses and state reports.



8.1.1 Method connectRes()

This asynchronous method indicates that the request to connect a data session with the destination party was successful, and indicates the response of the destination party (e.g. connected, disconnected).

Parameters

dataSessionID : in TpSessionID

Specifies the session ID of the data session.

eventReport : in TpDataSessionReport

Specifies the result of the request to connect the data session. It includes the network event, date and time, monitoring mode, negotiated quality of service and event specific information such as release cause.

assignmentID : in TpAssignmentID

8.1.2 Method connectErr()

This asynchronous method indicates that the request to connect a data session with the destination party was unsuccessful, e.g. an error detected in the network or the data session was abandoned.

Parameters

dataSessionID : in TpSessionID

Specifies the session ID.

errorIndication : in TpDataSessionError

Specifies the error which led to the original request failing.

assignmentID : in TpAssignmentID

8.1.3 Method superviseDataSessionRes()

This asynchronous method reports a data session supervision event to the application. In addition, it may also be used to notify the application of a newly negotiated set of Quality of Service parameters during the active life of the data session.

Parameters

dataSessionID : in TpSessionID

Specifies the data session.

report : in TpDataSessionSuperviseReport

Specifies the situation, which triggered the sending of the data session supervision response.

usedVolume : in TpDataSessionSuperviseVolume

Specifies the used volume for the data session supervision (in the same unit as specified in the request).

qualityOfService : in TpDataSessionQosClass

Specifies the newly negotiated Quality of Service parameters for the data session.

8.1.4 Method superviseDataSessionErr()

This asynchronous method reports a data session supervision error to the application.

Parameters

dataSessionID : in TpSessionID

Specifies the data session ID.

errorIndication : in TpDataSessionError

Specifies the error which led to the original request failing.

8.1.5 Method dataSessionFaultDetected()

This method indicates to the application that a fault in the network has been detected which cannot be communicated by a network event, e.g., when the user aborts before any establishment method is called by the application.

The system purges the Data Session object. Therefore, the application has no further control of data session processing. No report will be forwarded to the application.

Parameters

dataSessionID : in TpSessionID

Specifies the data session ID of the Data Session object in which the fault has been detected.

fault : in TpDataSessionFault

Specifies the fault that has been detected.

8.2 Interface Class IpAppDataSessionControlManager

Inherits from: IpInterface.

The data session control manager application interface provides the application data session control management functions to the data session control SCF.

<<Interface>> IpAppDataSessionControlManager
dataSessionAborted (dataSession : in TpSessionID) : void reportNotification (dataSessionReference : in TpDataSessionIdentifier, eventInfo : in TpDataSessionEventInfo, assignmentID : in TpAssignmentID) : IpAppDataSessionRef dataSessionNotificationContinued () : void dataSessionNotificationInterrupted () : void

8.2.1 Method dataSessionAborted()

This method indicates to the application that the Data Session object has aborted or terminated abnormally. No further communication will be possible between the Data Session object and the application.

Parameters

dataSession : in TpSessionID

Specifies the session ID of the data session that has aborted or terminated abnormally.

8.2.2 Method reportNotification()

This method notifies the application of the arrival of a data session-related event.

If this method is invoked with a monitor mode of P_DATA_SESSION_MONITOR_MODE_INTERRUPT, then the application has control of the data session. If the application does nothing with the data session within a specified time period (the duration of which forms a part of the service level agreement), then the data session in the network shall be released and dataSessionFaultDetected() shall be invoked, giving a fault code of P_DATA_SESSION_TIMEOUT_ON_INTERRUPT.

Returns appDataSession : Specifies a reference to the application object which implements the callback interface for the new data session. If the application has previously explicitly passed a reference to the IpAppDataSession interface using a setCallbackWithSessionID() invocation, this parameter may be null, or if supplied must be the same as that provided during the setCallbackWithSessionID().

This parameter will be null if the notification is in NOTIFY mode.

Parameters

dataSessionReference : in TpDataSessionIdentifier

Specifies the session ID and the reference to the Data Session object to which the notification relates. If the notification is being given in NOTIFY mode, this parameter shall be ignored by the application client implementation, and consequently the implementation of the SCS entity invoking reportNotification may populate this parameter as it chooses.

eventInfo : in TpDataSessionEventInfo

Specifies data associated with this event. This data includes the destination address provided by the end-user and the quality of service requested or negotiated for the data session.

assignmentID : in TpAssignmentID

Specifies the assignment id which was returned by the createNotification() method. The application can use assignment ID to associate events with event-specific criteria and to act accordingly.

Returns

IpAppDataSessionRef

8.2.3 Method dataSessionNotificationContinued()

This method indicates to the application that all event notifications are resumed.

Parameters

No Parameters were identified for this method

8.2.4 Method dataSessionNotificationInterrupted()

This method indicates to the application that event notifications will no longer be sent (for example, due to faults detected).

Parameters

No Parameters were identified for this method

8.3 Interface Class IpDataSession

Inherits from: IpService.

The Data Session interface provides basic methods for applications to control data sessions. This interface shall be implemented by a Data Session Control SCF. As a minimum requirement, the connectReq(), release(), deassignDataSession() and continueProcessing() methods shall be implemented.

<<Interface>> IpDataSession
<pre> connectReq (dataSessionID : in TpSessionID, responseRequested : in TpDataSessionReportRequestSet, targetAddress : in TpAddress) : TpAssignmentID release (dataSessionID : in TpSessionID, cause : in TpDataSessionReleaseCause) : void superviseDataSessionReq (dataSessionID : in TpSessionID, treatment : in TpDataSessionSuperviseTreatment, bytes : in TpDataSessionSuperviseVolume) : void setDataSessionChargePlan (dataSessionID : in TpSessionID, dataSessionChargePlan : in TpDataSessionChargePlan) : void setAdviceOfCharge (dataSessionID : in TpSessionID, aoCInfo : in TpAoCInfo, tariffSwitch : in TpDuration) : void deassignDataSession (dataSessionID : in TpSessionID) : void continueProcessing (dataSessionID : in TpSessionID) : void </pre>

8.3.1 Method connectReq()

This asynchronous method requests the connection of a data session with the destination party (specified in the parameter TargetAddress). The Data Session object is not automatically deleted if the destination party disconnects from the data session.

Returns assignmentID : Specifies the ID assigned to the request. The same ID will be returned in the connectRes or Err. This allows the application to correlate the request and the result.

Parameters

dataSessionID : in TpSessionID

Specifies the session ID.

responseRequested : in TpDataSessionReportRequestSet

Specifies the set of observed data session events that will result in a connectRes() being generated.

targetAddress : in TpAddress

Specifies the address of destination party.

*Returns***TpAssignmentID***Raises***TpCommonExceptions, P_INVALID_NETWORK_STATE, P_INVALID_ADDRESS, P_INVALID_SESSION_ID**

8.3.2 Method release()

This method requests the release of the data session and associated objects.

*Parameters***dataSessionID : in TpSessionID**

Specifies the session.

cause : in TpDataSessionReleaseCause

Specifies the cause of the release.

*Raises***TpCommonExceptions, P_INVALID_NETWORK_STATE, P_INVALID_SESSION_ID**

8.3.3 Method superviseDataSessionReq()

The application calls this method to supervise a data session. The application can set a granted data volume for this data session. If an application calls this function before it calls a connectReq() or a user interaction function the time measurement will start as soon as the data session is connected. The Data Session object will exist after the data session has been terminated if information is required to be sent to the application at the end of the data session.

*Parameters***dataSessionID : in TpSessionID**

Specifies the data session.

treatment : in TpDataSessionSuperviseTreatment

Specifies how the network should react after the granted data volume has been sent.

bytes : in TpDataSessionSuperviseVolume

Specifies the granted number of bytes that can be transmitted for the data session.

*Raises***TpCommonExceptions, P_INVALID_NETWORK_STATE, P_INVALID_SESSION_ID**

8.3.4 Method setDataSessionChargePlan()

Allows an application to include charging information in network generated CDR.

Parameters

dataSessionID : in TpSessionID

Specifies the session ID of the data session.

dataSessionChargePlan : in TpDataSessionChargePlan

Specifies the charge plan used.

Raises

TpCommonExceptions, P_INVALID_NETWORK_STATE, P_INVALID_SESSION_ID

8.3.5 Method setAdviceOfCharge()

This method allows the application to determine the charging information that will be sent to the end-users terminal.

Parameters

dataSessionID : in TpSessionID

Specifies the session ID of the data session.

aoCInfo : in TpAoCInfo

Specifies two sets of Advice of Charge parameter according to GSM.

tariffSwitch : in TpDuration

Specifies the tariff switch that signifies when the second set of AoC parameters becomes valid.

Raises

**TpCommonExceptions, P_INVALID_NETWORK_STATE,
P_INVALID_TIME_AND_DATE_FORMAT**

8.3.6 Method deassignDataSession()

This method requests that the relationship between the application and the data session and associated objects be de-assigned. It leaves the data session in progress, however, it purges the specified data session object so that the application has no further control of data session processing. If a data session is de-assigned that has event reports, data session information reports requested, then these reports will be disabled and any related information discarded.

The application should always either release or deassign the data session when it is finished with the data session, unless dataSessionFaultDetected is received by the application.

Parameters

dataSessionID : in TpSessionID

Specifies the session ID of the data session.

Raises

TpCommonExceptions , P_INVALID_SESSION_ID

8.3.7 Method continueProcessing()

This operation continues processing of the data session. Applications can invoke this operation after session handling was interrupted due to detection of a notification or event the application subscribed its interest in.

Parameters

dataSessionID : in TpSessionID

Specifies the session ID of the data session.

Raises

TpCommonExceptions , P_INVALID_SESSION_ID , P_INVALID_NETWORK_STATE

8.4 Interface Class IpDataSessionControlManager

Inherits from: IpService.

This interface is the 'SCF manager' interface for Data Session Control. This interface shall be implemented by a Data Session Control SCF. As a minimum requirement, the createNotifications() and destroyNotification(), or the enableNotifications() and disableNotifications() methods shall be implemented.

<<Interface>> IpDataSessionControlManager
<<deprecated>> createNotification (appDataSessionControlManager : in IpAppDataSessionControlManagerRef, eventCriteria : in TpDataSessionEventCriteria) : TpAssignmentID destroyNotification (assignmentID : in TpAssignmentID) : void changeNotification (assignmentID : in TpAssignmentID, eventCriteria : in TpDataSessionEventCriteria) : void <<deprecated>> getNotification () : TpDataSessionEventCriteria <<new>> enableNotifications (appDataSessionControlManager : in IpAppDataSessionControlManagerRef) : TpAssignmentID <<new>> disableNotifications () : void <<new>> getNotifications () : TpDataSessionEventCriteriaResultSet <<new>> createNotifications (appDataSessionControlManager : in IpAppDataSessionControlManagerRef, eventCriteria : in TpDataSessionEventCriteria) : TpAssignmentID

8.4.1 Method <<deprecated>> createNotification()

This method is deprecated and will be removed in a later release. It is replaced with createNotifications().

This method is used to enable data session notifications so that events can be sent to the application. This is the first step an application has to do to get initial notifications of data session happening in the network. When such an event happens, the application will be informed by reportNotification(). In case the application is interested in other events during the context of a particular data session it has to use the connectReq() method on the data session object. The application will get access to the data session object when it receives the reportNotification().

The createNotification method is purely intended for applications to indicate their interest to be notified when certain data session events take place. It is possible to subscribe to a certain event for a whole range of addresses, e.g. the application can indicate it wishes to be informed when a data session is setup to any number starting with 800.

If some application already requested notifications with criteria that overlap the specified criteria or the specified criteria overlap with criteria already present in the network (when provisioned from within the network), the request is refused with P_INVALID_CRITERIA. The criteria are said to overlap if both originating and terminating ranges overlap and the same number plan is used.

If a notification is requested by an application with monitor mode set to notify, then there is no need to check the rest of the criteria for overlapping with any existing request as the notify mode does not give control of a data session. Only one application can place an interrupt request if the criteria overlaps.

If the same application requests two notifications with exactly the same criteria but different callback references, the second callback will be treated as an additional callback. Both notifications will share the same assignmentID. The gateway will always use the most recent callback. In case this most recent callback fails the second most recent is used. In case the createNotification contains no callback, at the moment the application needs to be informed the gateway will use as callback the callback that has been registered by setCallback().

Returns assignmentID : Specifies the ID assigned by the Data Session Manager object for this newly-enabled event notification.

Parameters

appDataSessionControlManager : in IpAppDataSessionControlManagerRef

If this parameter is set (i.e. not NULL) it specifies a reference to the application interface which is used for callbacks. If set to NULL, the application interface defaults to the interface specified via the setCallback() method.

eventCriteria : in TpDataSessionEventCriteria

Specifies the event specific criteria used by the application to define the event required. Individual addresses or address ranges may be specified for destination and/or origination. Examples of events are "Data Session set up".

Returns

TpAssignmentID

Raises

TpCommonExceptions, **P_INVALID_NETWORK_STATE**, **P_INVALID_CRITERIA**,
P_INVALID_EVENT_TYPE

8.4.2 Method destroyNotification()

This method is used by the application to disable data session notifications. This method only applies to notifications created with createNotification().

*Parameters***assignmentID : in TpAssignmentID**

Specifies the assignment ID given by the data session manager object when the previous createNotification() was done.

*Raises***TpCommonExceptions, P_INVALID_NETWORK_STATE, P_INVALID_ASSIGNMENT_ID**

8.4.3 Method changeNotification()

This method is used by the application to change the event criteria introduced with the createNotification method. Any stored notification request associated with the specified assignmentID will be replaced with the specified events requested.

*Parameters***assignmentID : in TpAssignmentID**

Specifies the ID assigned by the manager interface for the event notification.

eventCriteria : in TpDataSessionEventCriteria

Specifies the new set of event criteria used by the application to define the event required. Only events that meet these criteria are reported.

*Raises***TpCommonExceptions, P_INVALID_NETWORK_STATE, P_INVALID_ASSIGNMENT_ID, P_INVALID_CRITERIA, P_INVALID_EVENT_TYPE**

8.4.4 Method <<deprecated>> getNotification()

This method is deprecated and its use is discouraged. It will be removed in a later release. It is replaced with getNotifications.

This method is used by the application to query the event criteria set with createNotification or changeNotification.

Returns eventCriteria : Specifies the event criteria used by the application to define the event required. Only events that meet these requirements are reported.

Parameters

No Parameters were identified for this method

*Returns***TpDataSessionEventCriteria***Raises***TpCommonExceptions, P_INVALID_NETWORK_STATE**

8.4.5 Method <<new>> enableNotifications()

This method is used to indicate that the application is able to receive which are provisioned from within the network (i.e. these notifications are NOT set using createNotification() but via, for instance, a network management system). If notifications provisioned for this application are created or changed, the application is unaware of this until the notification is reported.

If the same application requests to enable notifications for a second time with a different IpAppDataSessionControlManager reference (i.e. without first disabling them), the second callback will be treated as an additional callback. The gateway will always use the most recent callback. In case this most recent callback fails the second most recent is used.

When this method is used, it is still possible to use createNotification() for service provider provisioned notifications on the same interface as long as the criteria in the network and provided by createNotification() do not overlap. However, it is NOT recommended to use both mechanisms on the same service manager.

The methods changeNotification(), getNotification(), and destroyNotification() do not apply to notifications provisioned in the network and enabled using enableNotifications(). These only apply to notifications created using createNotification().

Returns assignmentID: Specifies the ID assigned by the manager interface for this operation. This ID is contained in any reportNotification() that relates to notifications provisioned from within the network. Repeated calls to enableNotifications() return the same assignment ID.

*Parameters***appDataSessionControlManager : in IpAppDataSessionControlManagerRef**

If this parameter is set (i.e. not NULL) it specifies a reference to the application interface, which is used for callbacks. If set to NULL, the application interface defaults to the interface specified via the setCallback() method.

*Returns***TpAssignmentID***Raises***TpCommonExceptions**

8.4.6 Method <<new>> disableNotifications()

This method is used to indicate that the application is not able to receive notifications for which the provisioning has been done from within the network. (i.e. these notifications that are NOT set using createNotification() but via, for instance, a network management system). After this method is called, no such notifications are reported anymore.

Parameters

No Parameters were identified for this method

Raises

TpCommonExceptions

8.4.7 Method <<new>> getNotifications()

This method replaces getNotification().

This method is used by the application to query the event criteria set with createNotification or changeNotification.

Returns eventCriteria: the list of event criteria for the notifications requested by the application. If there is no information to return (e.g. no notifications requested by the application), an empty set (zero length) is returned.

Parameters

No Parameters were identified for this method

Returns

TpDataSessionEventCriteriaResultSet

Raises

TpCommonExceptions, P_INVALID_NETWORK_STATE

8.4.8 Method <<new>> createNotifications()

This method is deprecated and will be removed in a later release. It is replaced with createNotifications().

This method is used to enable data session notifications so that events can be sent to the application. This is the first step an application has to do to get initial notifications of data session happening in the network. When such an event happens, the application will be informed by reportNotification(). In case the application is interested in other events during the context of a particular data session it has to use the connectReq() method on the data session object. The application will get access to the data session object when it receives the reportNotification().

The createNotification method is purely intended for applications to indicate their interest to be notified when certain data session events take place. It is possible to subscribe to a certain event for a whole range of addresses, e.g. the application can indicate it wishes to be informed when a data session is setup to any number starting with 800.

If some application already requested notifications with criteria that overlap the specified criteria or the specified criteria overlap with criteria already present in the network (when provisioned from within the network), the request is refused with P_INVALID_CRITERIA. The criteria are said to overlap if both originating and terminating ranges overlap and the same number plan is used.

If a notification is requested by an application with monitor mode set to notify, then there is no need to check the rest of the criteria for overlapping with any existing request as the notify mode does not give control of a data session. Only one application can place an interrupt request if the criteria overlaps.

If the same application requests two notifications with exactly the same criteria but different callback references, the second callback will be treated as an additional callback. Both notifications will share the same assignmentID. The gateway will always use the most recent callback. In case this most recent callback fails the second most recent is used. In case the createNotification contains no callback, at the moment the application needs to be informed the gateway will use as callback the callback that has been registered by setCallback().

Returns assignmentID : Specifies the ID assigned by the Data Session Manager object for this newly-enabled event notification.

Parameters

appDataSessionControlManager : in IpAppDataSessionControlManagerRef

If this parameter is set (i.e. not NULL) it specifies a reference to the application interface which is used for callbacks. If set to NULL, the application interface defaults to the interface specified via the setCallback() method.

eventCriteria : in TpDataSessionEventCriteria

Specifies the event specific criteria used by the application to define the event required. Individual addresses or address ranges may be specified for destination and/or origination. Examples of events are "Data Session set up".

Returns

TpAssignmentID

Raises

TpCommonExceptions, P_INVALID_NETWORK_STATE, P_INVALID_CRITERIA, P_INVALID_EVENT_TYPE, P_INVALID_INTERFACE_TYPE

9 State Transition Diagrams

9.1 State Transition Diagrams for IpDataSession

The state transition diagram shows the application view on the Data Session object.

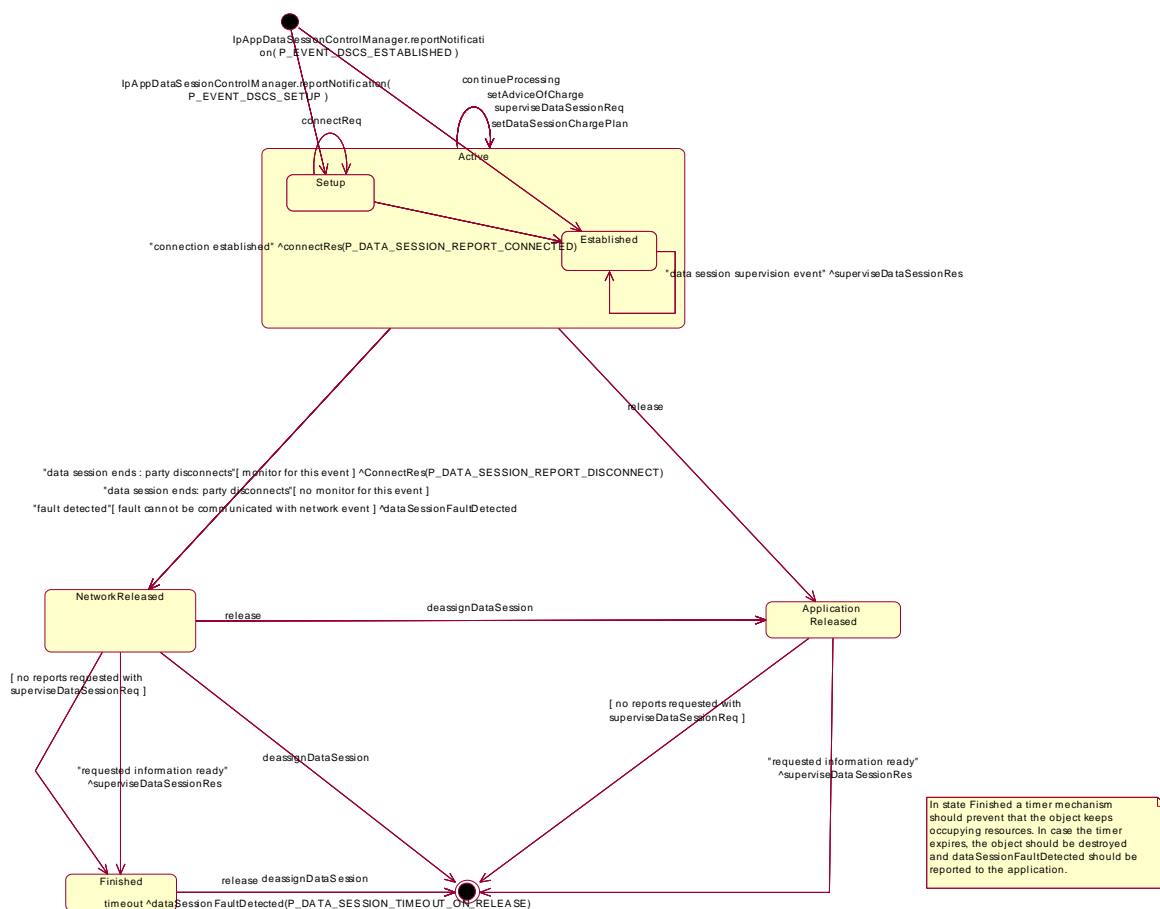


Figure : Application view on the Data Session object

9.1.1 Network Released State

In this state the data session has ended. In the case on a normal user disconnection the transition to this state is indicated to the application by the disconnect report of connectRes(). But this will only happen if the application requested monitoring of the disconnect event before. An abnormal disconnection is indicated by dataSessionFaultDetected(). The application may wait for outstanding superviseDataSessionRes().

9.1.2 Finished State

In this state the data session has ended and no further data session related information is to be send to the application. The application can only release the data session object. Calling the deassignDataSession() operation has the same effect. If the application fails to invoke release() within a certain period of time the gateway should automatically release the object and send a timeout indication to the application.

9.1.3 Application Released State

In this state the application has released the data session object. If supervision has been requested the gateway will collect the information and send superviseDataSessionRes() to the application.

9.1.4 Active State

In this state a data connection between two parties is being setup or established (refer to the substates for more details). The application can request the gateway for a certain type of charging by calling setDataSessionChargePlan(), send advice of charge information by calling setAdviceOfCharge(), and request supervision of the data session by calling superviseDataSessionReq().

9.1.5 Setup State

The Setup state is reached after a reportNotification() indicates to the application that a data session is interested in being connected. If the application is going to connect the two parties by invoking connectReq() it may call the charging or supervision methods before.

9.1.6 Established State

In this state the data connection is established. If supervision has been requested the application expects the corresponding superviseDataSessionRes().

10 Data Session Control Service Properties

The following table lists properties relevant for the Data Session Control API.

Property	Type	Description/Interpretation
P_TRIGGERING_EVENT_TYPES	INTEGER_SET	Indicates the static event types supported by the SCS. Static events are the events by which applications are initiated.
P_DYNAMIC_EVENT_TYPES	INTEGER_SET	Indicates the dynamic event types supported by the SCS. Dynamic events are the events the application can request for during the context of a call.
P_ADDRESSPLAN	INTEGER_SET	Indicates the supported address plans (defined in TpAddressPlan.) E.g. P_ADDRESS_PLAN_IP. Note that more than one address plan may be supported.

The previous table lists properties related to the capabilities of the SCS itself. The following table lists properties that are used in the context of the Service Level Agreement, e.g. to restrict the access of applications to the capabilities of the SCS.

Property	Type	Description/Interpretation
P_TRIGGERING_ADDRESSES (Deprecated)	ADDRESSRANGE_SET	Indicates for which numbers the notification may be set. For terminating notifications it applies to the terminating number, for originating notifications it applies only to the originating number.
P_NOTIFICATION_ADDRESS_RANGES	XML_ADDRESS_RANGE_SET	Indicates for which numbers notifications may be set. More than one range may be present. For terminating notifications they apply to the terminating number, for originating notifications they apply only to the originating number.
P_MONITOR_MODE	INTEGER_SET	Indicates whether the application is allowed to monitor in interrupt and/or notify mode. Set is: P_INTERRUPT P_NOTIFY
P_NUMBERS_TO_BE_CHANGED	INTEGER_SET	Indicates which numbers the application is allowed to change or fill for legs in an incoming call. Allowed value set: {P_TARGET_NUMBER}.
P_CHARGEPLAN_ALLOWED	INTEGER_SET	Indicates which charging is allowed in the setDataSessionChargePlan indicator. Allowed values: {P_CHARGE_PER_VOLUME, P_TRANSPARENT_CHARGING, P_CHARGE_PLAN}
P_CHARGEPLAN_MAPPING	INTEGER_INTEGER_MAP	Indicates the mapping of charge plans (we assume they can be indicated with integers) to a logical network charge plan indicator. When the P_CHARGEPLAN_ALLOWED property indicates P_CHARGE_PLAN, then only charge plans in this mapping are allowed.
P_CURRENCY_ALLOWED	STRING_SET	Indicates the currencies that are allowed to be set for the charge plan in the setDataSessionChargePlan. The valid values for the string set are according to ISO-4217. E.g. {'EUR', 'NLG'}.

11 Data Definitions

All data types referenced but not defined in this clause are common data definitions which may be found in 3GPP TS 29.198-2.

11.1 Data Session Control Data Definitions

11.1.1 IpAppDataSession

Defines the address of an IpAppDataSession Interface.

11.1.2 IpAppDataSessionRef

Defines a Reference to type IpAppDataSession

11.1.3 IpAppDataSessionControlManager

Defines the address of an IpAppDataSessionControlManager Interface.

11.1.4 IpAppDataSessionControlManagerRef

Defines a Reference to type IpAppDataSessionControlManager.

11.1.5 IpDataSession

Defines the address of an IpDataSession Interface.

11.1.6 IpDataSessionRef

Defines a Reference to type IpDataSession.

11.1.7 IpDataSessionControlManager

Defines the address of an IpDataSessionControlManager Interface.

11.1.8 IpDataSessionControlManagerRef

Defines a Reference to type IpDataSessionControlManager.

11.2 Event Notification data definitions

11.2.1 TpDataSessionEventName

Defines the names of events being notified with a new call request. The following events are supported. The values may be combined by a logical 'OR' function when requesting the notifications. Additional events that can be requested / received during the call process are found in the TpDataSessionReportType data-type.

Name	Value	Description
P_EVENT_NAME_UNDEFINED	0	Undefined
P_EVENT_DSCS_SETUP	1	The data session is going to be setup.
P_EVENT_DSCS_ESTABLISHED	2	The data session is established by the network.
P_EVENT_DSCS_QOS_CHANGED	4	A change in QoS class has taken place during the life of the data session.

11.2.2 TpDataSessionMonitorMode

Defines the mode that the call will monitor for events, or the mode that the call is in following a detected event.

Name	Value	Description
P_DATA_SESSION_MONITOR_MODE_INTERRUPT	0	The data session event is intercepted by the data session control service and data session establishment is interrupted. The application is notified of the event and data session establishment resumes following an appropriate API call or network event (such as a data session release)
P_DATA_SESSION_MONITOR_MODE_NOTIFY	1	The data session event is detected by the data session control service but not intercepted. The application is notified of the event and data session establishment continues
P_DATA_SESSION_MONITOR_MODE_DO_NOT_MONITOR	2	Do not monitor for the event

11.2.3 TpDataSessionEventCriteria

Defines the Sequence of Data Elements that specify the criteria for a event notification.

Of the addresses only the Plan and the AddrString are used for the purpose of matching the notifications against the criteria.

Sequence Element Name	Sequence Element Type	Description
DestinationAddress	TpAddressRange	Defines the destination address or address range for which the notification is requested.
OriginationAddress	TpAddressRange	Defines the origination address or a address range for which the notification is requested.
DataSessionEventName	TpDataSessionEventName	Name of the event(s)
MonitorMode	TpDataSessionMonitorMode	Defines the mode that the Data Session is in following the notification. Monitor mode P_DATA_SESSION_MONITOR_MODE_DO_NOT_MONITOR is not a legal value here.

11.2.4 TpDataSessionEventInfo

Defines the Sequence of Data Elements that specify the information returned to the application in a Data Session event notification.

Sequence Element Name	Sequence Element Type	Description
DestinationAddress	TpAddress	Defines the destination address for which the notification is reported.
OriginatingAddress	TpAddress	Defines the origination address for which the notification is reported.
DataSessionEventName	TpDataSessionEventName	Name of the event(s)
MonitorMode	TpDataSessionMonitorMode	Defines the mode in which the Data Session is reporting the notification. Monitor mode P_DATA_SESSION_MONITOR_MODE_DO_NOT_MONITOR is not a legal value here.
QoSClass	TpDataSessionQoSClass	Defines the Quality of Service (QoS) class for the Data Session. QoSClass NULL is not a legal value when DataSessionEventName is set to P_EVENT_DSCS_QOS_CHANGED. For this particular event, the QoSClass defines the new QoS class effective after the change.

11.2.5 TpDataSessionChargePlan

Defines the Sequence of Data Elements that specify the charge plan for the call.

Sequence Element Name	Sequence Element Type	Description
ChargeOrderType	TpDataSessionChargeOrder	Charge order
Currency	TpString	Currency unit according to ISO-4217 [4]
AdditionalInfo	TpString	Descriptive string which is sent to the billing system without prior evaluation. Could be included in the ticket.

Valid Currencies are:

ADP, AED, AFA, ALL, AMD, ANG, AON, AOR, ARS, ATS, AUD, AWG, AZM, BAM,
 BBD, BDT, BEF, BGL, BGN, BHD, BIF, BMD, BND, BOB, BOV, BRL, BSD, BTN,
 BWP, BYB, BZD, CAD, CDF, CHF, CLF, CLP, CNY, COP, CRC, CUP, CVE, CYP,
 CZK, DEM, DJF, DKK, DOP, DZD, ECS, ECV, EEK, EGP, ERN, ESP, ETB, EUR,
 FIM, FJD, FKP, FRF, GBP, GEL, GHC, GIP, GMD, GNF, GRD, GTQ, GWP, GYD,
 HKD, HNL, HRK, HTG, HUF, IDR, IEP, ILS, INR, IQD, IRR, ISK, ITL, JMD,
 JOD, JPY, KES, KGS, KHR, KMF, KPW, KRW, KWD, KYD, KZT, LAK, LBP, LKR,
 LRD, LSL, LTL, LUF, LVL, LYD, MAD, MDL, MGF, MKD, MMK, MNT, MOP, MRO,
 MTL, MUR, MVR, MWK, MXN, MXV, MYR, MZM, NAD, NGN, NIO, NLG, NOK, NPR,
 NZD, OMR, PAB, PEN, PGK, PHP, PKR, PLN, PTE, PYG, QAR, ROL, RUB, RUR,

RWF, SAR, SBD, SCR, SDD, SEK, SGD, SHP, SIT, SKK, SLL, SOS, SRG, STD,
 SVC, SYP, SZL, THB, TJR, TMM, TND, TOP, TPE, TRL, TTD, TWD, TZS, UAH,
 UGX, USD, USN, USS, UYU, UZS, VEB, VND, VUV, WST, XAF, XAG, XAU, XBA,
 XBB, XBC, XBD, XCD, XDR, XFO, XFU, XOF, XPD, XPF, XPT, XTS, XXX, YER,
 YUM, ZAL, ZAR, ZMK, ZRN, ZWD.

XXX is used for transactions where no currency is involved.

11.2.6 TpDataSessionChargeOrder

Defines the Tagged Choice of Data Elements that specify the charge plan for the call.

Tag Element Type	
	TpDataSessionChargeOrderCategory

Tag Element Value	Choice Element Type	Choice Element Name
P_DATA_SESSION_CHARGE_PER_VOLUME	TpChargePerVolume	ChargePerVolume
P_DATA_SESSION_CHARGE_NETWORK	TpString	NetworkCharge

11.2.7 TpDataSessionChargeOrderCategory

Name	Value	Description
P_DATA_SESSION_CHARGE_PER_VOLUME	0	Charge per volume
P_DATA_SESSION_CHARGE_NETWORK	1	Operator specific charge plan specification, e.g. charging table name / charging table entry

11.2.8 TpChargePerVolume

Defines the Sequence of Data Elements that specify the time based charging information. The volume is the sum of uplink and downlink transfer data volumes.

Sequence Element Name	Sequence Element Type	Description
InitialCharge	TpInt32	Initial charge amount (in currency units * 0.0001)
CurrentChargePerKilobyte	TpInt32	Current tariff (in currency units * 0.0001)
NextChargePerKilobyte	TpInt32	Next tariff (in currency units * 0.0001) after tariff switch. Only used in setAdviceOfCharge()

11.2.9 TpDataSessionIdentifier

Defines the Sequence of Data Elements that unambiguously specify the Data Session object

Sequence Element Name	Sequence Element Type	Sequence Element Description
DataSessionReference	IpDataSessionRef	This element specifies the interface reference for the Data Session object.
DataSessionID	TpSessionID	This element specifies the data session ID of the Data Session.

11.2.10 TpDataSessionError

Defines the Sequence of Data Elements that specify the additional information relating to a call error.

Sequence Element Name	Sequence Element Type
ErrorTime	TpDateAndTime
ErrorType	TpDataSessionErrorType
AdditionalErrorInfo	TpDataSessionAdditionalErrorInfo

11.2.11 TpDataSessionAdditionalErrorInfo

Defines the Tagged Choice of Data Elements that specify additional Data Session error and Data Session error specific information.

Tag Element Type
TpDataSessionErrorType

Tag Element Value	Choice Element Type	Choice Element Name
P_DATA_SESSION_ERROR_UNDEFINED	NULL	Undefined
P_DATA_SESSION_ERROR_INVALID_ADDRESS	TpAddressError	DataSessionErrorInvalidAddress
P_DATA_SESSION_ERROR_INVALID_STATE	NULL	Undefined

11.2.12 TpDataSessionErrorType

Defines a specific Data Session error.

Name	Value	Description
P_DATA_SESSION_ERROR_UNDEFINED	0	Undefined; the method failed or was refused, but no specific reason can be given.
P_DATA_SESSION_ERROR_INVALID_ADDRESS	1	The operation failed because an invalid address was given
P_DATA_SESSION_ERROR_INVALID_STATE	2	The data session was not in a valid state for the requested operation

11.2.13 TpDataSessionFault

Defines the cause of the data session fault detected.

Name	Value	Description
P_DATA_SESSION_FAULT_UNDEFINED	0	Undefined
P_DATA_SESSION_FAULT_USER_ABORTED	1	User has finalised the data session before any message could be sent by the application
P_DATA_SESSION_TIMEOUT_ON_RELEASE	2	This fault occurs when the final report has been sent to the application, but the application did not explicitly release data session object, within a specified time. The timer value is operator specific.
P_DATA_SESSION_TIMEOUT_ON_INTERRUPT	3	This fault occurs when the application did not instruct the gateway how to handle the call within a specified time, after the gateway reported an event that was requested by the application in interrupt mode. The timer value is operator specific.

11.2.14 TpDataSessionReleaseCause

Defines the Sequence of Data Elements that specify the cause of the release of a data session.

Sequence Element Name	Sequence Element Type
Value	TpInt32
Location	TpInt32
NOTE: the Value and Location are specified as in ITU-T Recommendation Q.850.	

11.2.15 TpDataSessionSuperviseVolume

Defines the Sequence of Data Elements that specify the amount of volume that is allowed to be transmitted for the specific connection.

Sequence Element Name	Sequence Element Type	Sequence Element Description
VolumeQuantity	<u>TpInt32</u>	This data type is identical to a TpInt32, and defines the quantity of the granted volume that can be transmitted for the specific connection. The volume specifies the sum of uplink and downlink transfer data volumes.
VolumeUnit	<u>TpInt32</u>	In Order to enlarge the range of the volume quantity value the exponent of a scaling factor ($10^{\text{VolumeUnit}}$) is provided. When the unit is for example in kilobytes, VolumeUnit shall be set to 3.

11.2.16 TpDataSessionSuperviseReport

Defines the responses from the data session control service for calls that are supervised. The values may be combined by a logical 'OR' function.

Name	Value	Description
P_DATA_SESSION_SUPERVISE_VOLUME_REACHED	01h	The maximum volume has been reached.
P_DATA_SESSION_SUPERVISE_DATA_SESSION_ENDED	02h	The data session has ended, either due to data session party to reach of maximum volume or calling or called release.
P_DATA_SESSION_SUPERVISE_MESSAGE_SENT	04h	A warning message has been sent.

11.2.17 TpDataSessionSuperviseTreatment

Defines the treatment of the call by the data session control service when the supervised volume is reached. The values may be combined by a logical 'OR' function.

Name	Value	Description
P_DATA_SESSION_SUPERVISE_RELEASE	01h	Release the data session when the data session supervision volume is reached.
P_DATA_SESSION_SUPERVISE_RESPOND	02h	Notify the application when the call supervision volume is reached.
P_DATA_SESSION_SUPERVISE_INFORM	04h	Send a warning message to the originating party when the maximum volume is reached. If data session release is requested, then the data session will be released following the message after an administered time period

11.2.18 TpDataSessionReport

Defines the Sequence of Data Elements that specify the data session report specific information.

Sequence Element Name	Sequence Element Type
MonitorMode	TpDataSessionMonitorMode
DataSessionEventTime	TpDateAndTime
DataSessionReportType	TpDataSessionReportType
AdditionalReportInfo	TpDataSessionAdditionalReportInfo

11.2.19 TpDataSessionAdditionalReportInfo

Defines the Tagged Choice of Data Elements that specify additional data session report information for certain types of reports.

	Tag Element Type	
	TpDataSessionReportType	

Tag Element Value	Choice Element Type	Choice Element Name
P_DATA_SESSION_REPORT_UNDEFINED	NULL	Undefined
P_DATA_SESSION_REPORT_CONNECTED	NULL	Undefined
P_DATA_SESSION_REPORT_DISCONNECT	TpDataSessionReleaseCause	DataSessionDisconnect

11.2.20 TpDataSessionReportRequest

Defines the Sequence of Data Elements that specify the criteria relating to data session report requests.

Sequence Element Name	Sequence Element Type
MonitorMode	TpDataSessionMonitorMode
DataSessionReportType	TpDataSessionReportType

11.2.21 TpDataSessionReportRequestSet

Defines a Numbered Set of Data Elements of TpDataSessionReportRequest.

11.2.22 TpDataSessionReportType

Defines a specific data session event report type.

Name	Value	Description
P_DATA_SESSION_REPORT_UNDEFINED	0	Undefined
P_DATA_SESSION_REPORT_CONNECTED	1	Data session established.
P_DATA_SESSION_REPORT_DISCONNECT	2	Data session disconnect requested by data session party

11.2.23 TpDataSessionEventCriteriaResult

Defines a sequence of data elements that specify a requested data session event notification criteria with the associated assignmentID.

Sequence Element Name	Sequence Element Type	Sequence Element Description
EventCriteria	TpDataSessionEventCriteria	The event criteria that were specified by the application.
AssignmentID	TpAssignmentID	The associated assignmentID. This can be used to disable the notification.

11.2.24 TpDataSessionEventCriteriaResultSet

Defines a set of TpDataSessionEventCriteriaResult.

Annex A (normative): OMG IDL Description of Data Session Control SCF

The OMG IDL representation of this interface specification is contained in a text file (dsc.idl contained in archive 2919808V590IDL.ZIP) which accompanies the present document.

Annex B (informative): W3C WSDL Description of Data Session Control SCF

Significant changes have occurred in Web Services technologies and understanding of how to best apply Web Services as a realisation of OSA. These changes are not reflected and therefore this realisation is removed. A future activity may provide a replacement for the content of this annex, reflective of current technology and usage expected.

Annex C (informative): Java™ API Description of the Data Session Control SCF

The Java™ API realisation of this interface specification is produced in accordance with the Java™ Realisation rules defined in Part 1 of this specification series. These rules aim to deliver for Java™, a developer API, provided as a realisation, supporting a Java™ API that represents the UML specifications. The rules support the production of both J2SE™ and J2EE™ versions of the API from the common UML specifications.

The J2SE™ representation of this interface specification is provided as Java™ Code, contained in archive 2919808V590J2SE.ZIP that accompanies the present document.

The J2EE™ representation of this interface specification is provided as Java™ Code, contained in archive 2919808V590J2EE.ZIP that accompanies the present document.

Annex D (informative): Change history

Change history							
Date	TSG #	TSG Doc.	CR	Rev	Subject/Comment	Old	New
Mar 2001	CN_11	NP-010134	0047	--	CR 29.198: for moving TS 29.198 from R99 to Rel 4 (N5-010158)	3.2.0	1.0.0
Jun 2001	CN_12	NP-010330	0001	--	Corrections to OSA API Rel4	4.0.0	4.1.0
Sep 2001	CN_13	NP-010471	0002	--	Changing references to JAIN	4.1.0	4.2.0
Dec 2001	CN_14	NP-010601	0003	--	Replace Out Parameters with Return Types	4.2.0	4.3.0
Dec 2001	CN_14	NP-010601	0004	--	Corrections and alignment additions to the Data Session Control SCF	4.2.0	4.3.0
Mar 2002	CN_15	NP-020110	0005	--	Add P_INVALID_INTERFACE_TYPE exception to IpService.setCallback() and IpService.setCallbackWithSessionID()	4.3.0	4.4.0
Jun 2002	CN_16	NP-020182	0006	--	Addition of support for WSDL realisation	4.4.0	5.0.0
Jun 2002	CN_16	NP-020183	0007	--	Addition of Support for Network Controlled Notifications DSC	4.4.0	5.0.0
Jun 2002	CN_16	NP-020192	0008	--	Adding missing text concerning the activity timer and criteria overlap	4.4.0	5.0.0
Sep 2002	CN_17	NP-020435	0011		Remove duplicate exception from IpDataSessionControlManager.createNotification()	5.0.0	5.1.0
Sep 2002	CN_17	NP-020435	0012		Remove P_SERVICE_INFORMATION_MISSING and P_SERVICE_FAULT_ENCOUNTERED exceptions from DataSessionControl methods.	5.0.0	5.1.0
Sep 2002	CN_17	NP-020435	0013		Introduce new method getNotifications to correct the result type of IpDataSessionControlManager.getNotification() to permit retrieval of all created notifications.	5.0.0	5.1.0
Sep 2002	CN_17	NP-020435	0014		Add P_INVALID_INTERFACE_TYPE exception to IpDataSessionControlManager.createNotification(), resulting in new createNotifications() method	5.0.0	5.1.0
Sep 2002	CN_17	NP-020435	0015		Add text to clarify requirements on support of methods	5.0.0	5.1.0
Sep 2002	CN_17	NP-020435	0016		Correction on use of NULL in Data Session Control API	5.0.0	5.1.0
Sep 2002	CN_17	NP-020395	0017		Add text to clarify relationship between 3GPP and ETSI/Parlay OSA specifications	5.0.0	5.1.0
Mar 2003	CN_19	NP-030024	0019	--	Addition of status of methods to Data Session Control interfaces	5.1.0	5.2.0
Mar 2003	CN_19	NP-030024	0021	--	Corrections to data types in Data Session Control	5.1.0	5.2.0
Mar 2003	CN_19	NP-030034	0022	--	Inconsistent description of use of secondary callback	5.1.0	5.2.0
Mar 2003	CN_19	NP-030034	0023	--	Promotion of TpDataSessionQosClass data type definition to the Common Data Types	5.1.0	5.2.0
Jun 2003	CN_20	NP-030238	0025	--	Correction of the description for callEventNotify & reportNotification	5.2.0	5.3.0
Sep 2003	CN_21	NP-030352	0026	--	Correction to Java Realisation Annex	5.3.0	5.4.0
Apr 2004	CN_23bis	NP-040155	0028	--	Correct Java Code to conform with Java Rulebook in TS 29.198-01 and to remove errors	5.4.0	5.5.0
Jun 2004	CN_24	NP-040256	0030	--	Correct the P_TRIGGERING_ADDRESSES service property	5.5.0	5.6.0
Sep 2004	CN_25	NP-040355	0033	--	Correct J2EE source	5.6.0	5.7.0
Dec 2004	CN_26	NP-040485	0038	--	Removal of OSA API SCFs description in W3C WSDL	5.7.0	5.8.0
Dec 2004	--	--	--	--	Added missing code attachments	5.8.0	5.8.1
Dec 2005	CT-30	CP-050562	0041	--	Correct references to ISO 4217 to make them undated	5.8.1	5.9.0

History

Document history		
V5.0.0	June 2002	Publication
V5.1.0	September 2002	Publication
V5.2.0	March 2003	Publication
V5.3.0	June 2003	Publication
V5.4.0	September 2003	Publication
V5.5.0	April 2004	Publication
V5.6.0	August 2004	Publication
V5.7.0	September 2004	Publication
V5.8.0	December 2004	Publication (Withdrawn)
V5.8.1	December 2004	Publication
V5.9.0	December 2005	Publication