

ETSI TS 129 199-18 V7.0.0 (2007-06)

Technical Specification

**Universal Mobile Telecommunications System (UMTS);
Open Service Access (OSA);
Parlay X web services;
Part 18: Device capabilities and configuration
(3GPP TS 29.199-18 version 7.0.0 Release 7)**



Reference

DTS/TSGC-0529199-18v700

Keywords

UMTS

ETSI

650 Route des Lucioles
F-06921 Sophia Antipolis Cedex - FRANCE

Tel.: +33 4 92 94 42 00 Fax: +33 4 93 65 47 16

Siret N° 348 623 562 00017 - NAF 742 C
Association à but non lucratif enregistrée à la
Sous-Préfecture de Grasse (06) N° 7803/88

Important notice

Individual copies of the present document can be downloaded from:

<http://www.etsi.org>

The present document may be made available in more than one electronic version or in print. In any case of existing or perceived difference in contents between such versions, the reference version is the Portable Document Format (PDF). In case of dispute, the reference shall be the printing on ETSI printers of the PDF version kept on a specific network drive within ETSI Secretariat.

Users of the present document should be aware that the document may be subject to revision or change of status. Information on the current status of this and other ETSI documents is available at

<http://portal.etsi.org/tb/status/status.asp>

If you find errors in the present document, please send your comment to one of the following services:

http://portal.etsi.org/chaicor/ETSI_support.asp

Copyright Notification

No part may be reproduced except as authorized by written permission.
The copyright and the foregoing restriction extend to reproduction in all media.

© European Telecommunications Standards Institute 2007.
All rights reserved.

DECTTM, **PLUGTESTS**TM and **UMTS**TM are Trade Marks of ETSI registered for the benefit of its Members.
TIPHONTM and the **TIPHON logo** are Trade Marks currently being registered by ETSI for the benefit of its Members.
3GPPTM is a Trade Mark of ETSI registered for the benefit of its Members and of the 3GPP Organizational Partners.

Intellectual Property Rights

IPRs essential or potentially essential to the present document may have been declared to ETSI. The information pertaining to these essential IPRs, if any, is publicly available for **ETSI members and non-members**, and can be found in ETSI SR 000 314: *"Intellectual Property Rights (IPRs); Essential, or potentially Essential, IPRs notified to ETSI in respect of ETSI standards"*, which is available from the ETSI Secretariat. Latest updates are available on the ETSI Web server (<http://webapp.etsi.org/IPR/home.asp>).

Pursuant to the ETSI IPR Policy, no investigation, including IPR searches, has been carried out by ETSI. No guarantee can be given as to the existence of other IPRs not referenced in ETSI SR 000 314 (or the updates on the ETSI Web server) which are, or may be, or may become, essential to the present document.

Foreword

This Technical Specification (TS) has been produced by ETSI 3rd Generation Partnership Project (3GPP).

The present document may refer to technical specifications or reports using their 3GPP identities, UMTS identities or GSM identities. These should be interpreted as being references to the corresponding ETSI deliverables.

The cross reference between GSM, UMTS, 3GPP and ETSI identities can be found under <http://webapp.etsi.org/key/queryform.asp>.

Contents

Intellectual Property Rights	2
Foreword.....	2
Foreword.....	5
Introduction	5
1 Scope	6
2 References	6
3 Definitions and abbreviations.....	7
3.1 Definitions	7
3.2 Abbreviations	7
4 Detailed service description	7
4.1 Device Capabilities.....	7
4.2 Device Configuration	7
4.3 Application scenarios	8
5 Namespaces	9
6 Sequence diagrams	10
6.1 Device Capability	10
6.2 Device Configuration	11
7 XML Schema data type definition	12
7.1 ConfigurationDescription Structure	12
7.2 ConfigurationHistory Structure	12
7.3 DeviceCapabilities Structure	12
8 Web Service interface definition	13
8.1 Interface: DeviceCapabilities	13
8.1.1 Operation: getCapabilities	13
8.1.1.1 Input message: getCapabilitiesRequest	13
8.1.1.2 Output message: getCapabilitiesResponse	13
8.1.1.3 Referenced faults.....	13
8.1.2 Operation: getDeviceId.....	14
8.1.2.1 Input message: getDeviceIdRequest	14
8.1.2.2 Output message: getDeviceIdResponse	14
8.1.2.3 Referenced faults.....	14
8.2 Interface: DeviceCapabilitiesNotificationManager	15
8.2.1 Operation: startNotification	15
8.2.1.1 Input message: startNotificationRequest.....	15
8.2.1.2 Output message: startNotificationResponse.....	15
8.2.1.3 Referenced faults.....	15
8.2.2 Operation: endNotification	16
8.2.2.1 Input message: endNotificationRequest.....	16
8.2.2.2 Output message: endNotificationResponse.....	16
8.2.2.3 Referenced faults.....	16
8.3 Interface: DeviceCapabilitiesNotification	17
8.3.1 Operation: deviceNotification.....	17
8.3.1.1 Input message: deviceNotificationRequest	17
8.3.1.2 Output message: deviceNotificationResponse	17
8.3.2 Operation: deviceError	18
8.3.2.1 Input message: deviceErrorRequest	18
8.3.2.2 Output message: deviceErrorResponse	18
8.3.3 Operation: deviceEnd	18

8.3.3.1	Input message: deviceEndRequest	18
8.3.3.2	Output message: deviceEndResponse	18
8.4	Interface: DeviceConfiguration	19
8.4.1	Operation: pushConfiguration	19
8.4.1.1	Input message: pushConfigurationRequest	19
8.4.1.2	Output message: pushConfigurationResponse	19
8.4.1.3	Referenced faults.....	19
8.4.2	Operation getConfigurationList.....	20
8.4.2.1	Input message: getConfigurationListRequest.....	20
8.4.2.2	Output message: getConfigurationListResponse	20
8.4.2.3	Referenced faults.....	20
8.4.3	Operation: getConfigurationHistory	20
8.4.3.1	Input message: getConfigurationHistoryRequest.....	20
8.4.3.2	Output message: getConfigurationHistoryResponse.....	20
8.4.3.3	Referenced faults.....	20
9	Fault definitions.....	21
10	Service policies	21
Annex A (normative):	WSDL for Device Capabilities and Configuration	22
Annex B (informative):	Description of Parlay X Web Services Part 18: Device Capabilities and Configuration for 3GPP2 cdma2000 networks.....	23
B.1	General Exceptions.....	23
B.2	Specific Exceptions	23
B.2.1	Clause 1: Scope	23
B.2.2	Clause 2: References	23
B.2.3	Clause 3: Definitions and abbreviations	23
B.2.4	Clause 4: Detailed service description.....	23
B.2.5	Clause 5: Namespaces	23
B.2.6	Clause 6: Sequence diagrams	24
B.2.7	Clause 7: XML Schema data type definition.....	24
B.2.8	Clause 8: Web Service interface definition	24
B.2.9	Clause 9: Fault definitions.....	24
B.2.10	Clause 10: Service policies.....	24
B.2.11	Annex A (normative): WSDL for Device Capabilities and Configuration	24
Annex C (informative):	Change history	25
History		26

Foreword

This Technical Specification has been produced by the 3rd Generation Partnership Project (3GPP).

3GPP acknowledges the contribution of the Parlay X Web Services specifications from The Parlay Group. The Parlay Group is pleased to see 3GPP acknowledge and publish the present document, and the Parlay Group looks forward to working with the 3GPP community to improve future versions of the present document.

The contents of the present document are subject to continuing work within the TSG and may change following formal TSG approval. Should the TSG modify the contents of the present document, it will be re-released by the TSG with an identifying change of release date and an increase in version number as follows:

Version x.y.z

where:

- x the first digit:
 - 1 presented to TSG for information;
 - 2 presented to TSG for approval;
 - 3 or greater indicates TSG approved document under change control.
- y the second digit is incremented for all changes of substance, i.e. technical enhancements, corrections, updates, etc.
- z the third digit is incremented when editorial only changes have been incorporated in the document.

Introduction

The present document is part 18 of a multi-part deliverable covering the 3rd Generation Partnership Project; Technical Specification Group Core Network and Terminals; Open Service Access (OSA); Parlay X Web Services, as identified below:

Part 1:	"Common"
Part 2:	"Third party call"
Part 3:	"Call Notification"
Part 4:	"Short Messaging"
Part 5:	"Multimedia Messaging"
Part 6:	"Payment"
Part 7:	"Account management"
Part 8:	"Terminal Status"
Part 9:	"Terminal location"
Part 10:	"Call handling"
Part 11:	"Audio call"
Part 12:	"Multimedia conference"
Part 13:	"Address list management"
Part 14:	"Presence"
Part 15:	"Message Broadcast"
Part 16:	"Geocoding"
Part 17:	"Application driven Quality of Service (QoS)"
Part 18:	"Device Capabilities and Configuration"
Part 19:	"Multimedia streaming control"
Part 20:	"Multimedia multicast session management"

1 Scope

The present document is Part 18 of the Stage 3 Parlay X Web Services specification for Open Service Access (OSA).

The OSA specifications define an architecture that enables application developers to make use of network functionality through an open standardized interface, i.e. the OSA APIs. The concepts and the functional architecture for the OSA are contained in 3GPP TS 23.198 [3]. The requirements for OSA are contained in 3GPP TS 22.127 [2].

The present document specifies the Device Capabilities and Configuration Web Service aspects of the interface. All aspects of the Device Capabilities and Configuration Web Service are defined here, these being:

- Name spaces.
- Sequence diagrams.
- Data definitions.
- Interface specification plus detailed method descriptions.
- Fault definitions.
- Service policies.
- WSDL description of the interfaces.

The present document has been defined jointly between 3GPP TSG CT WG5, ETSI TISPAN and The Parlay Group.

2 References

The following documents contain provisions which, through reference in this text, constitute provisions of the present document.

- References are either specific (identified by date of publication, edition number, version number, etc.) or non-specific.
- For a specific reference, subsequent revisions do not apply.
- For a non-specific reference, the latest version applies. In the case of a reference to a 3GPP document (including a GSM document), a non-specific reference implicitly refers to the latest version of that document *in the same Release as the present document*.

[1] 3GPP TR 21.905: "Vocabulary for 3GPP Specifications".

[2] 3GPP TS 22.127: "Service Requirement for the Open Services Access (OSA); Stage 1".

[3] 3GPP TS 23.198: "Open Service Access (OSA); Stage 2".

[4] 3GPP TS 22.101: "Service aspects; Service principles".

[5] W3C Recommendation (2 May 2001): "XML Schema Part 2: Datatypes".

NOTE: Available at <http://www.w3.org/TR/2001/REC-xmlschema-2-20010502/>.

[6] 3GPP TS 29.199-1: "Open Service Access (OSA); Parlay X web services; Part 1: Common".

[7] OMA Client Provisioning. See <http://www.wapforum.org/DTD/prov.dtd>

3 Definitions and abbreviations

3.1 Definitions

For the purposes of the present document, the terms and definitions given in 3GPP TS 29.199-1 [6] apply.

3.2 Abbreviations

For the purposes of the present document, the abbreviations given in 3GPP TS 29.199-1 [6] apply.

4 Detailed service description

The Parlay X Device Capabilities and Configuration Web Service will allow applications to get information about device capabilities and push device configuration to a device.

4.1 Device Capabilities and 4.2 Device Configuration gives a description of each of these two possibilities.

4.1 Device Capabilities

An application retrieves the device capabilities of a user's device by providing their phone number. The device capabilities are described by a user profile XML file, which URL is stored in the DeviceCapability structure returned when the capabilities are requested. In addition there is an operation to get the equipment identifier of the device. (The operation to get the device identifier is in a separate call, in case there is a wish to restrict this information more than the device capabilities.)

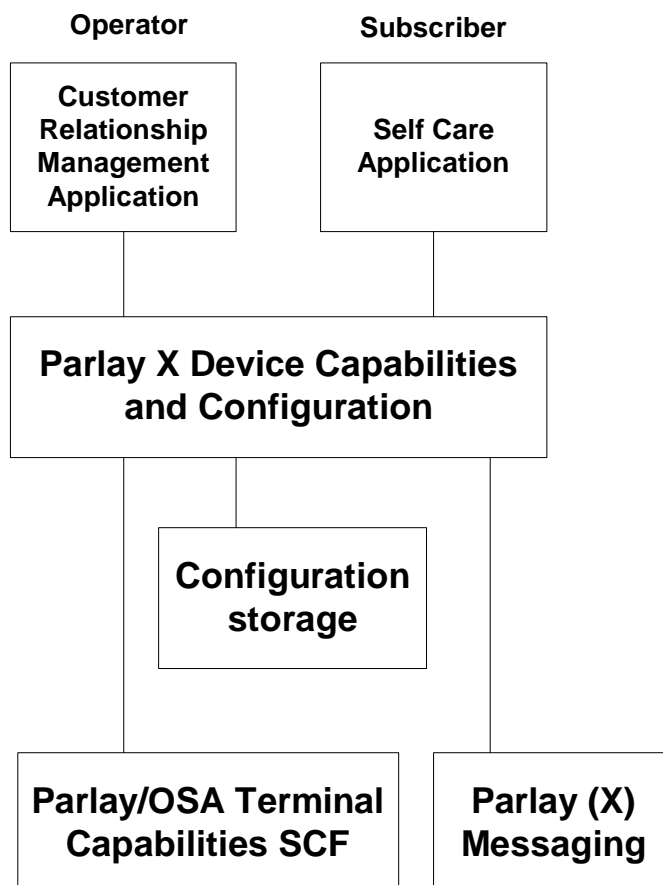
In addition it is possible to set up notification for device identifier changes and receive the notifications when the device identifier changes.

4.2 Device Configuration

The application pushes the device configuration to a user's device by providing their phone number and the configuration (chosen from a list of available configurations.) The application can get the list of available configurations for a given device and the history of the configurations previously pushed to the user's device.

4.3 Application scenarios

The Parlay X Device Capabilities and Configuration web service relies on the Parlay/OSA Terminal Capabilities SCF and one of the Parlay/OSA or Parlay X Messaging interfaces. In addition storage for configuration files is provided. These files should respect the OMA Client Provisioning standard [7]. Usually sent to the subscriber device by SMS messages these files may configure settings such as WAP, MMS, Emails, etc. The following figure gives two examples of applications that can utilize the Device Capabilities and Configuration web service. One is a Customer Relationship Management Application used by an operator, the other is a Self Care Application used by the subscribers.



5 Namespaces

The DeviceCapabilities interface uses the namespace:

http://www.csapi.org/wsd/parlayx/device_capabilities/v3_0

The DeviceCapabilitiesNotificationManager interface uses the namespace:

http://www.csapi.org/wsd/parlayx/device_capabilities/notification_manager/v3_0

The DeviceCapabilitiesNotification interface uses the namespace:

http://www.csapi.org/wsd/parlayx/device_capabilities/notification/v3_0

The DeviceConfiguration interface uses the namespace:

http://www.csapi.org/wsd/parlayx/device_capabilities/device_configuration/v3_0

The data types are defined in the namespace:

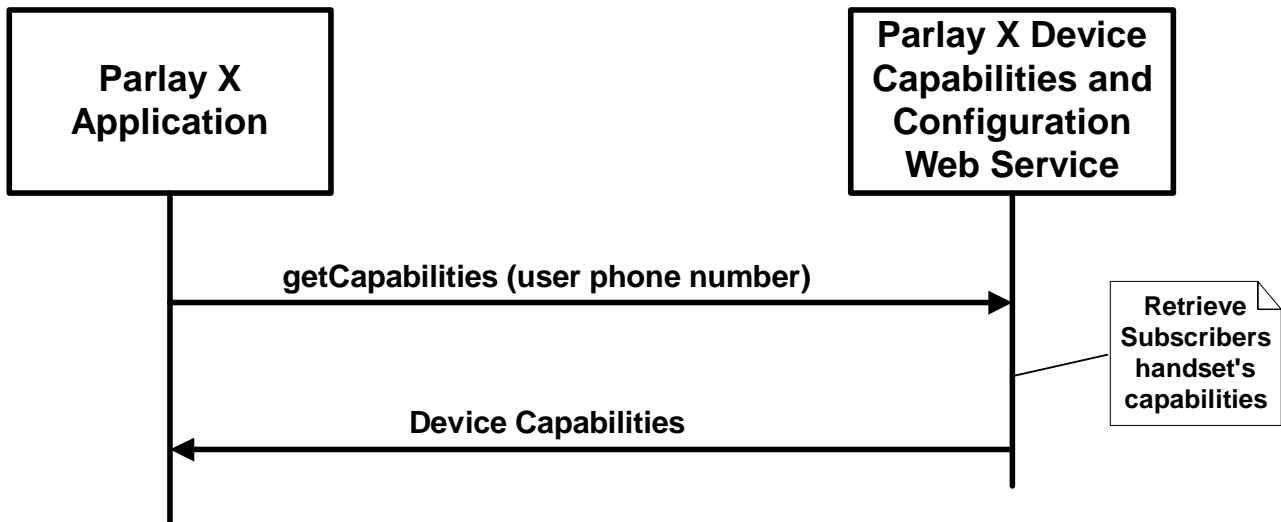
http://www.csapi.org/schema/parlayx/device_capabilities/v3_0

The 'xsd' namespace is used in the present document to refer to the XML Schema data types defined in XML Schema [5]. The use of the name 'xsd' is not semantically significant.

6 Sequence diagrams

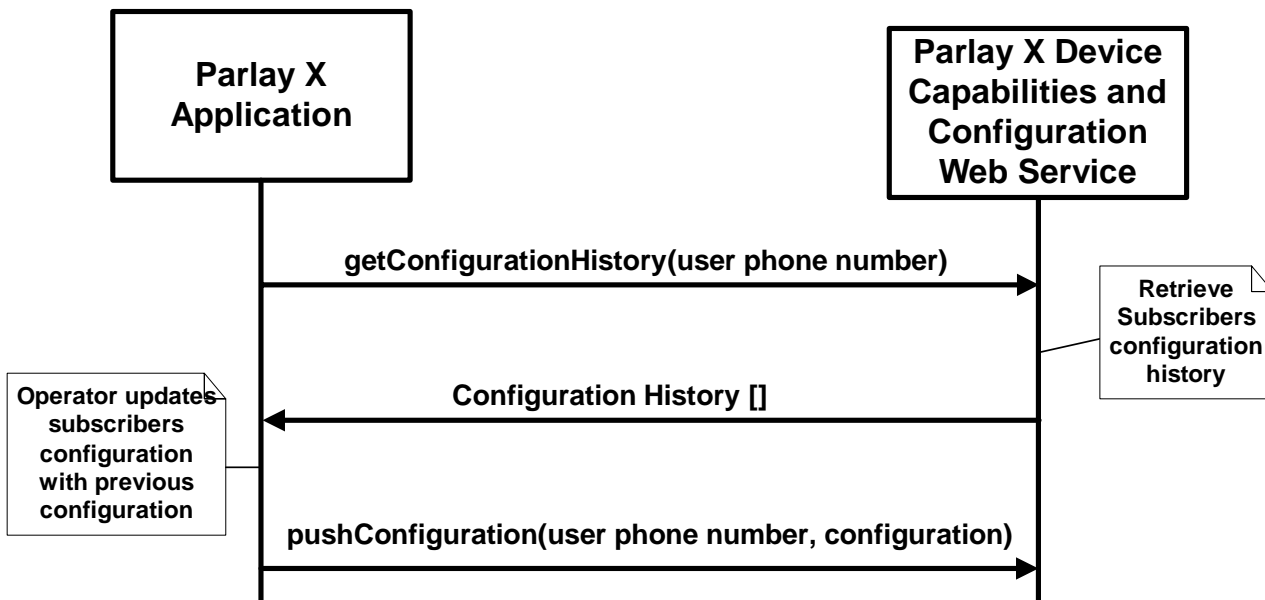
6.1 Device Capability

The application gets the device capabilities of a device. With the device capabilities the application can chose the right version of another service to make available for the user (not shown in the diagram.)

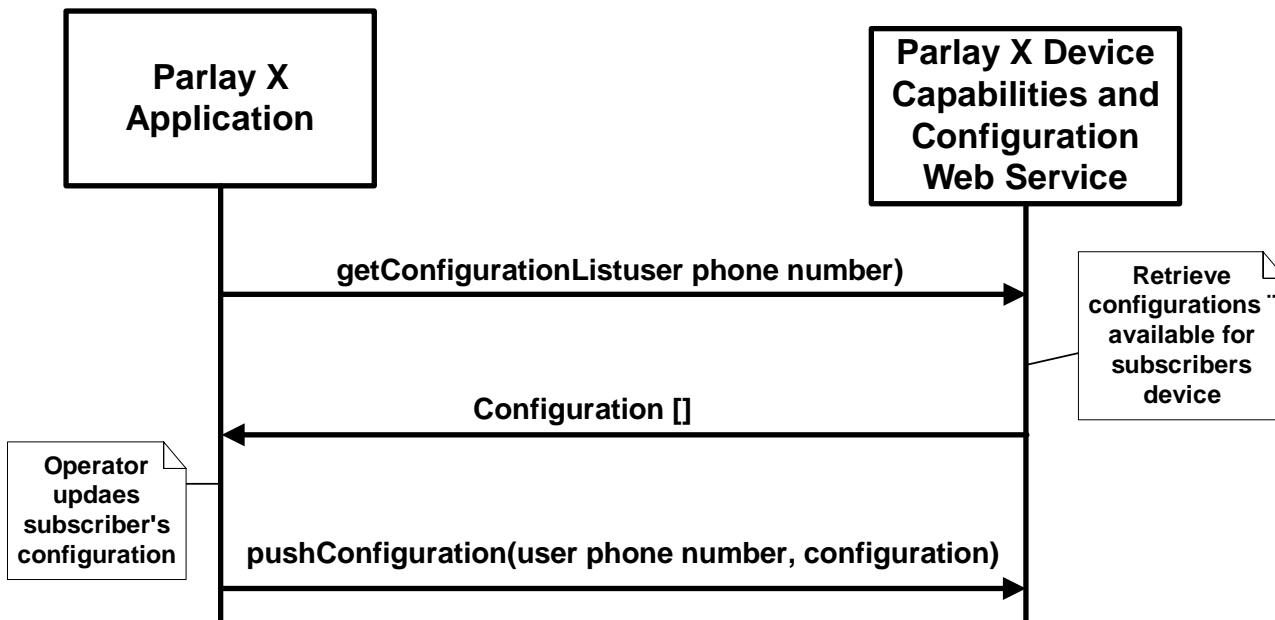


6.2 Device Configuration

The first device configuration sequence diagram shows how an application for a customer service operator can utilize the configuration history when a customer calls in with configuration problems. The application first gets the configuration history, and then the customer service operator chooses to push the previous configuration to the device.



Another possibility is for the customer service operator to check available configurations for the customer's device when the customer calls. Then the operator chooses a configuration to push to the device.



7 XML Schema data type definition

7.1 ConfigurationDescription Structure

Data structure containing the configuration ID, name, description and a link to the URL where the configuration XML file can be found.

Element Name	Element Type	Optional	Description
configurationId	xsd:string	No	A unique identifier for the Configuration
name	xsd:string	No	The name of the configuration.
description	xsd:string	No	The description of the configuration
configurationReference	xsd:anyURI	No	The URL where the configuration XML file can be found

7.2 ConfigurationHistory Structure

Data structure containing configuration (ConfigurationDescription) and a timestamp for when this configuration was sent to a device address.

Element Name	Element Type	Optional	Description
configuration	ConfigurationDescription	No	A Configuration
timestamp	xsd:dateTime	No	The date/time when the configuration was sent to the device address.

7.3 DeviceCapabilities Structure

Data structure containing device capabilities consisting of a device ID that uniquely identifies the device type, the name of the device/model, and a link to the URL where the User Agent Profile XML file can be found.

Element Name	Element Type	Optional	Description
deviceId	xsd:string	No	A unique identifier for the device type
name	xsd:string	No	The name of the device/model.
userAgentProfileReference	xsd:anyURI	No	The URL where the User Agent Profile XML file is located

8 Web Service interface definition

8.1 Interface: DeviceCapabilities

Request information on capabilities of a device.

8.1.1 Operation: getCapabilities

This operation is intended to get the capabilities of a given device. The device is identified by its address (i.e. the phone number). The URI provided is for a single device, not a group URI. If a group URI is provided, a fault (POL0006) will be returned to the application. The information returned is the Device Capabilities consisting of a unique ID for the device type, the name of the device/model and a link to the User Agent Profile XML file for the device.

8.1.1.1 Input message: getCapabilitiesRequest

Part Name	Part Type	Optional	Description
address	xsd:anyURI	No	Address of the device

8.1.1.2 Output message: getCapabilitiesResponse

Part Name	Part Type	Optional	Description
result	DeviceCapabilities	No	Identification of the device and link to User Agent Profile

8.1.1.3 Referenced faults

ServiceException from 3GPP TS 29.199-1 [6]:

- SVC0001: Service error.
- SVC0002: Invalid input value.

PolicyException from 3GPP TS 29.199-1 [6]:

- POL0001: Policy error.
- POL0006: Groups not allowed.

8.1.2 Operation: getDeviceId

This operation is intended to get the equipment identifier (e.g. IMEI) of a given device. The device is referenced by its address (i.e. the phone number). The URI provided is for a single address, not a group address. If a group address is provided, a fault (POL0006) will be returned to the application.

8.1.2.1 Input message: getDeviceIdRequest

Part Name	Part Type	Optional	Description
address	xsd:anyURI	No	Address of the device

8.1.2.2 Output message: getDeviceIdResponse

Part Name	Part Type	Optional	Description
result	xsd:string	No	Equipment identifier of the device

8.1.2.3 Referenced faults

ServiceException from 3GPP TS 29.199-1 [6]:

- SVC0001: Service error.
- SVC0002: Invalid input value.

PolicyException from 3GPP TS 29.199-1 [6]:

- POL0001: Policy error.
- POL0006: Groups not allowed.

8.2 Interface: DeviceCapabilitiesNotificationManager

Set up notifications for device changes.

8.2.1 Operation: startNotification

The notification pattern with correlation is used in order to correlate the notification events with the request. The application sets a notification trigger on equipment identifier change. In the case where the address part is a group address, the application is setting a notification of equipment identifier change for every device address in the group. Note that the reference part contains the correlator string used in subsequent messages to the notification interface.

8.2.1.1 Input message: startNotificationRequest

Part Name	Part Type	Optional	Description
address	xsd:anyURI[1..unbounded]	No	The address(es) or address group(s), for one or more devices that the application wants to monitor for equipment identifier changes.
reference	common:SimpleReference	No	Notification endpoint definition
duration	common:TimeMetric	Yes	Length of the time for which notifications occur. Do not specify to use default notification duration defined by service policy.

8.2.1.2 Output message: startNotificationResponse

Part Name	Part Type	Optional	Description
None			

8.2.1.3 Referenced faults

ServiceException from 3GPP TS 29.199-1 [6]:

- SVC0001: Service error.
- SVC0002: Invalid input value.
- SVC0004: No valid address(es).
- SVC0005: Duplicate correlator.
- SVC0006: Invalid group.

PolicyException from 3GPP TS 29.199-1 [6]:

- POL0001: Policy error.
- POL0002: Privacy error.
- POL0003: Too many addresses.
- POL0006: Groups not allowed.
- POL0007: Nested groups not allowed.

8.2.2 Operation: endNotification

The application may end a notification using this operation. Until this operation completes, notifications may continue to be received by the application.

An end of notification (**deviceChangeNotificationEnd**) operation will not be invoked on the application for a notification ended using the **endNotification** operation.

8.2.2.1 Input message: endNotificationRequest

Part Name	Part Type	Optional	Description
correlator	xsd:string	No	The notification the application wants to cancel.

8.2.2.2 Output message: endNotificationResponse

Part Name	Part Type	Optional	Description
None			

8.2.2.3 Referenced faults

ServiceException from 3GPP TS 29.199-1 [6]:

- SVC0001: Service error.
- SVC0002: Invalid input value.

PolicyException from 3GPP TS 29.199-1 [6]:

- POL0001: Policy error.

8.3 Interface: DeviceCapabilitiesNotification

Notification interface to which device change notifications are delivered.

8.3.1 Operation: deviceNotification

This asynchronous operation is called by the Parlay X Device Capabilities and Configuration web service when the equipment identifier of a monitored device changes.

8.3.1.1 Input message: deviceNotificationRequest

Part Name	Part Type	Optional	Description
correlator	xsd:string	No	Correlator provided in request to set up this notification
address	xsd:anyURI	No	The address of the device
deviceId	xsd:string	No	The new equipment identifier of the device

8.3.1.2 Output message: deviceNotificationResponse

Part Name	Part Type	Optional	Description
None			

8.3.2 Operation: deviceError

This operation is invoked on the application to indicate that the Web Service is cancelling the notification.

8.3.2.1 Input message: deviceErrorRequest

Part Name	Part Type	Optional	Description
correlator	xsd:string	No	Correlator provided in request to set up this notification
address	xsd:anyURI	Yes	Address of the device if the error applies to an individual device, or not specified if it applies to the whole notification.
reason	common:ServiceError	No	Reason notification is being discontinued.

8.3.2.2 Output message: deviceErrorResponse

Part Name	Part Type	Optional	Description
None			

8.3.3 Operation: deviceEnd

The notifications have ended for this **correlator**. This message will be delivered when the duration for notifications has been completed. This message will not be delivered in the case of an error ending the notifications or deliberate ending of the notification (using **endNotification**).

8.3.3.1 Input message: deviceEndRequest

Part Name	Part Type	Optional	Description
correlator	xsd:string	No	Correlator provided in request to set up this notification

8.3.3.2 Output message: deviceEndResponse

Part Name	Part Type	Optional	Description
None			

8.4 Interface: DeviceConfiguration

Pushes configurations to a device, gets history of pushed configurations and gets available configurations for a given device model.

8.4.1 Operation: pushConfiguration

The operation enables pushing a configuration to a device. If the address part is a group address, the configuration is pushed to all devices in the group.

8.4.1.1 Input message: pushConfigurationRequest

Part Name	Part Type	Optional	Description
address	xsd:anyURI	No	Address to which the configuration is pushed
configuration	ConfigurationDescription	No	The configuration pushed to the addressed specified above.

8.4.1.2 Output message: pushConfigurationResponse

Part Name	Part Type	Optional	Description
None			

8.4.1.3 Referenced faults

ServiceException from 3GPP TS 29.199-1 [6]:

- SVC0001: Service error.
- SVC0002: Invalid input value.

PolicyException from 3GPP TS 29.199-1 [6]:

- POL0001: Policy error.

8.4.2 Operation getConfigurationList

Gets the list of configurations available for a given device. The configurations have to be made available in advance by the gateway operator.

8.4.2.1 Input message: getConfigurationListRequest

Part Name	Part Type	Optional	Description
deviceId	xsd:string	No	The deviceId for which compatible configurations should be returned.

8.4.2.2 Output message: getConfigurationListResponse

Part Name	Part Type	Optional	Description
result	ConfigurationDescription [1..unbounded]	No	An array of Configuration applicable to the deviceId specified in the input message.

8.4.2.3 Referenced faults

ServiceException from 3GPP TS 29.199-1 [6]:

- SVC0001: Service error.
- SVC0002: Invalid input value.

PolicyException from 3GPP TS 29.199-1 [6]:

- POL0001: Policy error.

8.4.3 Operation: getConfigurationHistory

Gets the list of configurations previously pushed to a given address. The URI provided is for a single device, not a group URI. If a group URI is provided, a fault (POL0006) will be returned to the application.

8.4.3.1 Input message: getConfigurationHistoryRequest

Part Name	Part Type	Optional	Description
address	xsd:anyURI	No	Address of the device.

8.4.3.2 Output message: getConfigurationHistoryResponse

Part Name	Part Type	Optional	Description
result	ConfigurationHistory [1..unbounded]	No	The history of configurations previously pushed to this device address.

8.4.3.3 Referenced faults

ServiceException from 3GPP TS 29.199-1 [6]:

- SVC0001: Service error.
- SVC0002: Invalid input value.

PolicyException from 3GPP TS 29.199-1 [6]:

- POL0001: Policy error.
- POL0006: Groups not allowed.

9 Fault definitions

There are no service-specific fault definitions for this service.

10 Service policies

Name	Type	Description
MaximumNotificationAddresses	xsd:int	Maximum number of addresses for which a notification can be set up
MaximumNotificationDuration	common:TimeMetric	Maximum amount of time for which a notification may be set up.
GroupSupport	xsd:boolean	Indicates whether group URIs may be used
NestedGroupSupport	xsd:boolean	Indicates whether nested groups are supported in group definitions

Annex A (normative): WSDL for Device Capabilities and Configuration

The document/literal WSDL representation of this interface specification is compliant to 3GPP TS 29.199-1 [6] and is contained in text files (contained in archive 29199-18-700-doclit.zip) which accompanies the present document.

Annex B (informative): Description of Parlay X Web Services Part 18: Device Capabilities and Configuration for 3GPP2 cdma2000 networks

This annex is intended to define the OSA Parlay X Web Services Stage 3 interface definitions and it provides the complete OSA specifications. It is an extension of OSA Parlay X Web Services specifications capabilities to enable operation in cdma2000 systems environment. They are in alignment with 3GPP2 Stage 1 requirements and Stage 2 architecture defined in:

- [1] 3GPP2 X.S0011-D: 'cdma2000 Wireless IP Network Standard ', Version 1.1
- [2] 3GPP2 S.R0037-0: "IP Network Architecture Model for cdma2000 Spread Spectrum Systems", Version 3.0
- [3] 3GPP2 X.S0013-A: "All-IP Core Network Multimedia Domain"

These requirements are expressed as additions to and/or exclusions from the 3GPP Release 6 specification. The information given here is to be used by developers in 3GPP2 cdma2000 network architecture to interpret the 3GPP OSA specifications.

B.1 General Exceptions

The terms 3GPP and UMTS are not applicable for the cdma2000 family of standards. Nevertheless these terms are used (3GPP TR 21.905) mostly in the broader sense of "3G Wireless System". If not stated otherwise there are no additions or exclusions required.

CAMEL mappings are not applicable for cdma2000 systems.

B.2 Specific Exceptions

B.2.1 Clause 1: Scope

There are no additions or exclusions.

B.2.2 Clause 2: References

There are no additions or exclusions.

B.2.3 Clause 3: Definitions and abbreviations

There are no additions or exclusions.

B.2.4 Clause 4: Detailed service description

There are no additions or exclusions.

B.2.5 Clause 5: Namespaces

There are no additions or exclusions.

B.2.6 Clause 6: Sequence diagrams

There are no additions or exclusions.

B.2.7 Clause 7: XML Schema data type definition

There are no additions or exclusions.

B.2.8 Clause 8: Web Service interface definition

There are no additions or exclusions.

B.2.9 Clause 9: Fault definitions

There are no additions or exclusions.

B.2.10 Clause 10: Service policies

There are no additions or exclusions.

B.2.11 Annex A (normative): WSDL for Device Capabilities and Configuration

There are no additions or exclusions.

Annex C (informative): Change history

Change history								
Date	TSG #	TSG Doc.	CR	Rev	Subject/Comment	Cat	Old	New
Mar 2007	CT_35	CP-070052	--	--	Submitted to TSG CT#35 for Information.	--	1.0.0	
May 2007	CT_36	CP-070348	--	--	Updates and name change (Device Management to Device Capabilities and Configuration.) Submitted to TSG CT#36 for Approval.		1.0.0	2.0.0
Jun 2007	--	--	--	--	Added missing WSDL code attachment. Updated based on 29199-18-200_jsrComments_SUPPLEMENT	--	2.0.0	2.0.1
Jun 2007	CT_36	--	--	--	TSG CT#36 Approved		2.0.1	7.0.0

History

Document history		
V7.0.0	June 2007	Publication