

# ETSI TS 129 328 V10.3.0 (2011-06)

*Technical Specification*

**Digital cellular telecommunications system (Phase 2+);  
Universal Mobile Telecommunications System (UMTS);  
LTE;  
IP Multimedia (IM) Subsystem Sh interface;  
Signalling flows and message contents  
(3GPP TS 29.328 version 10.3.0 Release 10)**



---

**Reference**RTS/TSGC-0429328va30

---

**Keywords**GSM, LTE, UMTS

---

**ETSI**

---

650 Route des Lucioles  
F-06921 Sophia Antipolis Cedex - FRANCE

---

Tel.: +33 4 92 94 42 00 Fax: +33 4 93 65 47 16

Siret N° 348 623 562 00017 - NAF 742 C  
Association à but non lucratif enregistrée à la  
Sous-Préfecture de Grasse (06) N° 7803/88

---

**Important notice**

---

Individual copies of the present document can be downloaded from:

<http://www.etsi.org>

The present document may be made available in more than one electronic version or in print. In any case of existing or perceived difference in contents between such versions, the reference version is the Portable Document Format (PDF). In case of dispute, the reference shall be the printing on ETSI printers of the PDF version kept on a specific network drive within ETSI Secretariat.

Users of the present document should be aware that the document may be subject to revision or change of status. Information on the current status of this and other ETSI documents is available at

<http://portal.etsi.org/tb/status/status.asp>

If you find errors in the present document, please send your comment to one of the following services:

[http://portal.etsi.org/chaicor/ETSI\\_support.asp](http://portal.etsi.org/chaicor/ETSI_support.asp)

---

**Copyright Notification**

---

No part may be reproduced except as authorized by written permission.  
The copyright and the foregoing restriction extend to reproduction in all media.

© European Telecommunications Standards Institute 2011.  
All rights reserved.

**DECT™**, **PLUGTESTS™**, **UMTS™**, **TIPHON™**, the TIPHON logo and the ETSI logo are Trade Marks of ETSI registered for the benefit of its Members.

**3GPP™** is a Trade Mark of ETSI registered for the benefit of its Members and of the 3GPP Organizational Partners.

**LTE™** is a Trade Mark of ETSI currently being registered

for the benefit of its Members and of the 3GPP Organizational Partners.

**GSM®** and the GSM logo are Trade Marks registered and owned by the GSM Association.

---

## Intellectual Property Rights

IPRs essential or potentially essential to the present document may have been declared to ETSI. The information pertaining to these essential IPRs, if any, is publicly available for **ETSI members and non-members**, and can be found in ETSI SR 000 314: "*Intellectual Property Rights (IPRs); Essential, or potentially Essential, IPRs notified to ETSI in respect of ETSI standards*", which is available from the ETSI Secretariat. Latest updates are available on the ETSI Web server (<http://webapp.etsi.org/IPR/home.asp>).

Pursuant to the ETSI IPR Policy, no investigation, including IPR searches, has been carried out by ETSI. No guarantee can be given as to the existence of other IPRs not referenced in ETSI SR 000 314 (or the updates on the ETSI Web server) which are, or may be, or may become, essential to the present document.

---

## Foreword

This Technical Specification (TS) has been produced by ETSI 3rd Generation Partnership Project (3GPP).

The present document may refer to technical specifications or reports using their 3GPP identities, UMTS identities or GSM identities. These should be interpreted as being references to the corresponding ETSI deliverables.

The cross reference between GSM, UMTS, 3GPP and ETSI identities can be found under <http://webapp.etsi.org/key/queryform.asp>.

# Contents

Intellectual Property Rights .....	2
Foreword.....	2
Foreword.....	5
1 Scope .....	6
2 References .....	6
3 Definitions, symbols and abbreviations .....	7
3.1 Definitions .....	7
3.2 Abbreviations .....	7
4 Main Concept .....	8
5 General Architecture .....	8
5.1 Functional requirements of network entities .....	8
5.1.1 Functional Requirements of the Application Server .....	8
5.1.2 Functional requirements of HSS .....	8
5.1.3 Functional Requirements of the Presence Network Agent .....	8
5.2 Functional classification of Sh interface procedures .....	8
6 Procedure Descriptions.....	9
6.1 User data handling procedures .....	9
6.1.1 Data read (Sh-Pull) .....	9
6.1.1.1 Detailed behaviour .....	11
6.1.2 Data Update (Sh-Update).....	13
6.1.2.1 Detailed behaviour .....	15
6.1.3 Subscription to notifications (Sh-Subs-Notif).....	17
6.1.3.1 Detailed behaviour .....	19
6.1.4 Notifications (Sh-Notif) .....	20
6.1.4.1 Detailed behaviour .....	21
6.2 AS permissions list .....	22
6.3 Void.....	23
6.4 Void.....	23
6.5 User identity to HSS resolution.....	23
7 Information element contents .....	24
7.1 User Identity .....	24
7.1.1 IMS Public User Identity / Public Service Identity .....	24
7.1.2 MSISDN .....	24
7.1A Wildcarded PSI .....	24
7.1B Wildcarded Public User Identity .....	24
7.2 Requested Domain .....	24
7.2A Requested Nodes .....	24
7.2B Serving Node Indication .....	25
7.3 Requested Data .....	25
7.4 Service Indication.....	25
7.5 Result.....	25
7.6 Data .....	25
7.6.1 Repository Data .....	27
7.6.2 IMSPublicIdentity.....	27
7.6.3 IMS User State.....	27
7.6.4 S-CSCF Name .....	28
7.6.5 Initial Filter Criteria .....	28
7.6.6 Location Information .....	28
7.6.6.1 Location information for CS .....	28
7.6.6.2 Location information for GPRS .....	29
7.6.6.3 Location information for EPS .....	29

7.6.7	User state .....	30
7.6.8	Charging information.....	30
7.6.9	MSISDN .....	30
7.6.10	PSIActivation.....	30
7.6.11	DSAI.....	31
7.6.12	Void .....	31
7.6.13	Service Level Trace Information .....	31
7.6.14	IP address secure binding information.....	31
7.6.15	Service Priority Level .....	31
7.6.15A	Extended Priority .....	31
7.6.16	SMSRegistrationInfo .....	32
7.6.17	UE reachability for IP.....	32
7.6.18	T-ADS Information.....	32
7.6.19	Private Identity.....	32
7.6.20	STN-SR .....	32
7.6.21	UE SRVCC Capability .....	33
7.6.22	CSRN.....	33
7.7	Subscription request type .....	33
7.8	Current Location .....	33
7.9	Application Server Identity .....	33
7.10	Application Server Name .....	33
7.11	Requested Identity Set.....	33
7.12	Expiry Time.....	33
7.13	Send Data Indication .....	33
7.14	DSAI Tag .....	34
7.15	Session-Priority .....	34
7.16	One Time Notification.....	34
7.17	Repository Data ID.....	34
7.18	Pre-paging Supported.....	34
8	Protocol version identification .....	34
9	Operational Aspects .....	34
<b>Annex A (normative):</b>	<b>Mapping of Sh operations and terminology to Diameter.....</b>	<b>35</b>
A.1	Introduction .....	35
A.2	Sh message to Diameter command mapping.....	35
A.3	Void.....	35
<b>Annex B (informative):</b>	<b>Message flow.....</b>	<b>36</b>
B.1	Message flows .....	36
B.1.1	Data Update, Registration, Notification Subscription.....	36
<b>Annex C (informative):</b>	<b>UML model of the data downloaded over Sh interface.....</b>	<b>38</b>
C.1	General description.....	39
C.2	PublicIdentifiers .....	41
C.3	Sh-IMS-Data .....	42
<b>Annex D (normative):</b>	<b>XML schema for the Sh interface user profile.....</b>	<b>44</b>
<b>Annex E:</b>	<b>Void .....</b>	<b>50</b>
<b>Annex F (informative):</b>	<b>Change history .....</b>	<b>51</b>
History .....		54

---

# Foreword

This Technical Specification has been produced by the 3<sup>rd</sup> Generation Partnership Project (3GPP).

The contents of the present document are subject to continuing work within the TSG and may change following formal TSG approval. Should the TSG modify the contents of the present document, it will be re-released by the TSG with an identifying change of release date and an increase in version number as follows:

Version x.y.z

where:

- x the first digit:
  - 1 presented to TSG for information;
  - 2 presented to TSG for approval;
  - 3 or greater indicates TSG approved document under change control.
- y the second digit is incremented for all changes of substance, i.e. technical enhancements, corrections, updates, etc.
- z the third digit is incremented when editorial only changes have been incorporated in the document.

---

# 1 Scope

This 3GPP Technical Specification (TS) specifies:

1. The interactions between the HSS (Home Subscriber Server) and the SIP AS (Application Server) and between the HSS and the OSA SCS (Service Capability Server). This interface is referred to as the Sh reference point.
2. The interactions between the SIP AS and the SLF (Subscription Locator Function) and between the OSA SCS and the SLF. This interface is referred to as the Dh reference point.

The IP Multimedia (IM) Core Network Subsystem stage 2 is specified in 3GPP TS 23.228 [1] and the signalling flows for the IP multimedia call control based on SIP and SDP are specified in 3GPP TS 24.228 [2].

The IP Multimedia (IM) Session Handling with the IP Multimedia (IM) call model is specified in 3GPP TS 23.218 [4].

This document addresses the signalling flows and message contents for the protocol at the Sh and Dh interface.

This document also addresses how the functionality of Ph interface is accomplished.

The Presence Service Stage 2 description (architecture and functional solution) is specified in 3GPP TS 23.141 [18].

---

# 2 References

- [1] 3GPP TS 23.228: "IP Multimedia (IM) Subsystem – Stage 2".
- [2] 3GPP TS 24.228: "Signalling flows for the IP multimedia call control based on SIP and SDP (Release 5)".
- [3] 3GPP TS 23.002: "Network architecture".
- [4] 3GPP TS 23.218: "IP Multimedia (IM) Session Handling; IP Multimedia (IM) call model".
- [5] 3GPP TS 29.329: "Sh Interface based on Diameter – Protocol details".
- [6] 3GPP TS 29.228: "IP multimedia (IM) Subsystem Cx Interface; Signalling flows and Message Elements".
- [7] 3GPP TS 29.229: "Cx and Dx Interfaces based on the Diameter protocol ; Protocol details".
- [8] IETF RFC 3588: "Diameter Base Protocol".
- [9] ITU-T recommendation Q.763: "Signalling System No. 7 - ISDN User Part formats and codes".
- [10] 3GPP TS 23.018: "Basic Call Handling; Technical realization".
- [11] 3GPP TS 23.003: "Numbering, Addressing and Identification".
- [12] 3GPP TS 23.032: "Universal Geographical Area Description (GAD)".
- [13] 3GPP TS 29.002: "Mobile Application Part (MAP) specification".
- [14] 3GPP TS 23.078: "Customised Applications for Mobile network Enhanced Logic (CAMEL) Phase 3 - Stage 2".
- [15] IETF RFC 2045: "Multipurpose Internet Mail Extensions (MIME) Part One: Format of Internet Message Bodies".
- [16] IETF RFC 3261: "SIP: Session Initiation Protocol".
- [17] IETF RFC 3966: "The tel URI for Telephone Numbers".
- [18] 3GPP TS 23.141: "Presence Service; Architecture and Functional Description".

- [19] 3GPP TS 23.012: "Location Management Procedures".
- [20] ANSI X3.4: "Coded Character Set - 7-bit American Standard Code for Information Interchange"
- [21] IETF draft-dawes-sipping-debug-02 (August 2010): "Private Extension to the Session Initiation Protocol (SIP) for Debugging".

**Editor's note: The above document cannot be formally referenced until it is published as an RFC.**

- [22] 3GPP TS 33.203: "Access Security for IP-based services".
- [23] IETF RFC 791: "Internet Protocol".
- [24] IETF RFC 4291: "IP Version 6 Addressing Architecture".
- [25] IETF RFC 4412: "Communications Resource Priority for the Session Initiation Protocol (SIP)".
- [26] 3GPP TS 29.272: "MME and SGSN Related Interfaces Based on Diameter Protocol".
- [27] 3GPP TS 23.008: "Organization of subscriber data".
- [28] 3GPP TS 29.212: "Policy and Charging Control over Gx reference point".
- [29] 3GPP TS 23.060: "3rd Generation Partnership Project; Technical Specification Group Services and System Aspects; General Packet Radio Service (GPRS); Service description; Stage 2".
- [30] 3GPP TS 29.118: "SGs interface specification".
- [31] 3GPP TS 29.272: "Evolved Packet System; MME and SGSN Related Interfaces Based on Diameter Protocol".
- [32] 3GPP TS 23.237: "IP Multimedia Subsystem (IMS) Service Continuity; Stage 2".

---

## 3 Definitions, symbols and abbreviations

### 3.1 Definitions

For the purposes of the present document, the following terms and definitions apply.

**IP Multimedia session:** IP Multimedia session and IP Multimedia call are treated as equivalent in this specification.

**Transparent data:** Data that is understood syntactically but not semantically by the HSS. It is data that an AS may store in the HSS to support its service logic. One example is data that an AS stores in the HSS, using it as a repository.

**Non-transparent data:** Data that is understood both syntactically and semantically by the HSS.

**AS (Application Server):** a term used to denote either of a SIP Application Server or an OSA Service Capability Server.

### 3.2 Abbreviations

For the purposes of the present document, the following abbreviations apply:

AS	Application Server
C	Conditional
CSCF	Call Session Control Function
CSG	Closed Subscriber Group
GIBA	GPRS-IMS-Bundled-Authentication
C	Conditional
HSS	Home Subscriber Server
IE	Information Element
IP	Internet Protocol



IM	IP Multimedia
IMS	IP Multimedia Subsystem
M	Mandatory
O	Optional
SIP	Session Initiation Protocol
SLF	Subscription Locator Function
S-CSCF	Serving CSCF

---

## 4 Main Concept

This document presents the Sh interface related functional requirements of the communicating entities.

It gives a functional classification of the procedures and describes the procedures and message parameters.

Error handling flows, protocol version identification, etc. procedures are also included.

---

## 5 General Architecture

This section further specifies the architectural assumptions associated with the Sh reference point, building on 3GPP TS 23.228 [1], 3GPP TS 23.218 [4] and also the Ph reference point building upon 3GPP TS 23.141 [18].

### 5.1 Functional requirements of network entities

#### 5.1.1 Functional Requirements of the Application Server

The Application Server may communicate with the HSS over the Sh interface.

For functionality of the Application Server refer to 3GPP TS 23.002 [3], 3GPP TS 23.228 [1] and 3GPP TS 23.218 [4].

#### 5.1.2 Functional requirements of HSS

The HSS may communicate with the Application Server over the Sh interface and with the Presence Network Agent over the Ph interface. The functionality of the Ph interface shall be the same as the functionality of the Sh interface.

For functionality of the HSS refer to 3GPP TS 23.002 [3], 3GPP TS 23.228 [1] and 3GPP TS 23.218 [4].

#### 5.1.3 Functional Requirements of the Presence Network Agent

The Presence Network Agent may communicate with the HSS over the Ph interface. In this case, all references to an Application Server in this specification apply also to a Presence Network Agent.

### 5.2 Functional classification of Sh interface procedures

Operations on the Sh interface are classified in functional groups:

1. Data handling procedures
  - The download of data from the HSS to an AS.
  - The update of data in the HSS.
2. Subscription/notification procedures
  - An AS can subscribe to receive notifications from the HSS of changes in data.
  - The HSS can notify an AS of changes in data for which the AS previously had subscribed.

## 6 Procedure Descriptions

In the tables that describe the Information Elements transported by each command, each Information Element is marked as (M) Mandatory, (C) Conditional or (O) Optional.

- A mandatory Information Element (marked as (M) in the table) shall always be present in the command. If this Information Element is absent, an application error occurs at the receiver and an answer message shall be sent back to the originator of the request with the Result-Code set to `DIAMETER_MISSING_AVP`. This message shall also include a Failed-AVP AVP containing the missing Information Element i.e. the corresponding Diameter AVP defined by the AVP Code and the other fields set as expected for this Information Element.
- A conditional Information Element (marked as (C) in the table) shall be present in the command if certain conditions are fulfilled.
  - If the receiver detects that those conditions are fulfilled and the Information Element is absent, an application error occurs and an answer message shall be sent back to the originator of the request with the Result-Code set to `DIAMETER_MISSING_AVP`. This message shall also include a Failed-AVP AVP containing the missing Information Element i.e. the corresponding Diameter AVP defined by the AVP Code and the other fields set as expected for this Information Element.
  - If those conditions are not fulfilled, the Information Element shall be absent. If however this Information Element appears in the message, it shall not cause an application error and it may be ignored by the receiver if this is not explicitly defined as an error case. Otherwise, an application error occurs at the receiver and an answer message with the Result-Code set to `DIAMETER_AVP_NOT_ALLOWED` shall be sent back to the originator of the request. A Failed-AVP AVP containing a copy of the corresponding Diameter AVP shall be included in this message.
- An optional Information Element (marked as (O) in the table) may be present or absent in the command, at the discretion of the application at the sending entity. Absence or presence of this Information Element shall not cause an application error and may be ignored by the receiver.

When a procedure is required to determine the Public Identity used for an identity lookup in HSS and SLF, the HSS and SLF shall derive the Public Identity from the SIP URI or Tel URI contained in the Public-Identity AVP, if not already in canonical form as per 3GPP TS 23.003 [11], as described below:

- If the Public-Identity AVP contains a SIP URI, the HSS and SLF shall follow rules for conversion of SIP URI into canonical form as specified in IETF RFC 3261 [16] chapter 10.3.
- If the Public-Identity AVP contains a Tel URI in E.164 format, the HSS and SLF shall remove visual separators and remove all URI parameters.

Unknown permanent failure error codes shall be treated in the same way as `DIAMETER_UNABLE_TO_COMPLY`. For unknown transient failure error codes the request may be repeated, or handled in the same way as `DIAMETER_UNABLE_TO_COMPLY`.

### 6.1 User data handling procedures

#### 6.1.1 Data read (Sh-Pull)

This procedure is used between the AS and the HSS. The procedure is invoked by the AS and is used:

- To read transparent and/or non-transparent data for a specified user from the HSS.

This procedure is mapped to the commands User-Data-Request/Answer in the Diameter application specified in 3GPP TS 29.329 [5]. Tables 6.1.1.1 and 6.1.1.2 detail the involved information elements.

Table 6.1.1.1: Sh-Pull

Information element name	Mapping to Diameter AVP	Cat.	Description
User Identity (See 7.1)	User-Identity	M	IMS Public User Identity, Public Service Identity, or MSISDN of the user for whom the data is required. See section 7.1 for the content of this AVP.
Wildcarded PSI (See 7.1A)	Wildcarded-PSI	O	If the request refers to a Wildcarded PSI, the AS may include the corresponding Wildcarded PSI in this information element.  If this element is present, it should be used by the HSS to identify the identity affected by the request. If that is the case, the terms User Identity or Public Service Identity in the detailed behaviour refer to the Wildcarded PSI.
Wildcarded Public User Identity (See 7.1B)	Wildcarded-IMPU	O	If the request refers to a Wildcarded Public User Identity, the AS may include the corresponding Wildcarded Public User Identity in this information element.  If this element is present, it should be used by the HSS to identify the identity affected by the request. If that is the case, the terms User Identity or Public User Identity in the detailed behaviour refer to the Wildcarded Public User Identity.
Requested data (See 7.3)	Data-Reference	M	This information element indicates the reference to the requested information. The set of valid reference values are defined in 7.6.
Requested Identity set (See 7.11)	Identity-Set	O	If Data-Reference indicates that IMS Public Identities is the requested data set to be downloaded, this information element should be included.  When this information element takes the value IMPLICIT_IDENTITIES, the HSS shall provide all non-barred IMS Public Identities that belong to the same implicit registration set as the IMS Public Identity included in the message in the User-Identity AVP. The MSISDN user identity is not applicable for this value. If the User Identity is a Public Service Identity, the HSS shall return only the User Identity in the request.  When this information element takes the value ALIAS_IDENTITIES, the HSS shall provide all non-barred IMS Public User Identities that are in the same Alias Public User Identity Set as the IMS Public User Identity included in the message in the User-Identity AVP (see 3GPP TS 23.008 [27] for the definition of Alias Public User Identity Set). The MSISDN user identity and the Public Service Identity are not applicable for this value.  When this information element takes the value REGISTERED_IDENTITIES, the HSS shall provide all non-barred IMS Public Identities whose state is registered, belonging to all Private Identities that the IMS Public Identity or MSISDN in the User-Identity AVP is associated with. If the User Identity is a Public Service Identity, the HSS shall return no identities in the response.  When this information element takes the value ALL_IDENTITIES, the HSS shall provide all non-barred IMS Public Identities, belonging to all Private Identities that the User Identity is associated with.  If Data-Reference indicates that IMS Public Identities is the requested data set to be downloaded and this information element is not included, the HSS shall download the set of IMS Public Identities that would be downloaded if the value of this information element had been ALL_IDENTITIES.
Requested domain (See 7.2)	Requested-Domain	C	This information element indicates the domain to which the operation is applicable. Check table 7.6.1 to see when it is applicable.
Requested nodes (See 7.2A)	Requested-Nodes	O	This information element indicates the Node Types to which the operation is applicable. Check table 7.6.1 to see when it is applicable.
Current Location (See 7.8)	Current-Location	C	This information element indicates whether an active location retrieval has to be initiated or not. It shall be present if Location Information is requested. If this information element takes the value InitiateActiveLocationRetrieval (1) the HSS shall indicate to the MSC/VLR and/or SGSN and/or MME the need to initiate an active location retrieval. Check table 7.6.1 to see when it is applicable.

Service Indication (See 7.4)	Service-Indication	C	IE that identifies, together with the User Identity included in the User-Identity AVP and Data-Reference, the set of service related transparent data that is being requested. Check table 7.6.1 to see when it is applicable.
Application Server Identity (See 7.9)	Origin-Host	M	IE that identifies the AS originator of the request and that is used to check the AS permission list.
Application Server Name (See 7.10)	Server-Name	C	IE that is used, together with the User Identity included in the User-Identity AVP and Data-Reference, as key to identify the filter criteria. Check table 7.6.1 to see when it is applicable.
DSAI Tag (See 7.14)	DSAI-Tag	C	IE that is used, together with the User Identity included in the User-Identity AVP and Data-Reference, as key to identify the instance of Dynamic Service Activation Info (DSAI) requested. Check table 7.6.1 to see when it is applicable.
Session Priority (see 7.15)	Session-Priority	O	This information element shall indicate the session's priority to the HSS. If it is not included, the request shall be treated as normal.
Private Identity (see 7.6.19)	User-Name	C	Private Identity of the user for whom the data is required. This information element shall include the IMS Private User Identity if the User-Identity contains an IMS Public User Identity, otherwise if the User-Identity contains an MSISDN, it shall include the IMSI.  Check table 7.6.1 to see when it is applicable.
Serving Node Indication (See 7.2B)	Serving-Node-Indication	O	This information element shall indicate that only the serving node address/identity associated to the location data is required.  Check table 7.6.1 to see when it is applicable.
Pre-paging Supported (See 7.18)	Pre-paging-Supported	O	This information element shall indicate whether the AS supports pre-paging or not. It indicates by its absence that the AS does not support pre-paging. For details see 3GPP TS 23.018 [10].

Table 6.1.1.2: Sh-Pull Resp

Information element name	Mapping to Diameter AVP	Cat.	Description
Result (See 7.5)	Result-Code / Experimental_Result	M	Result of the request.  Result-Code AVP shall be used for errors defined in the Diameter Base Protocol.  Experimental-Result AVP shall be used for Sh errors. This is a grouped AVP which contains the 3GPP Vendor ID in the Vendor-Id AVP, and the error code in the Experimental-Result-Code AVP.
Wildcarded PSI (See 7.1A)	Wildcarded-PSI	O	If the request refers to a specific PSI matching a Wildcarded PSI and the Wildcarded PSI AVP was not included in the request and is not included in the User-Data AVP, the HSS may include the corresponding Wildcarded PSI in this information element. This information may be used by the AS to identify the affected Wildcarded PSI.
Wildcarded Public User Identity (See 7.1B)	Wildcarded-IMPU	O	If the request refers to a Public User Identity matching a Wildcarded Public User Identity and the Wildcarded-IMPU AVP was not included in the request and is not included in the User-Data AVP, the HSS may include the corresponding Wildcarded Public User Identity in this information element. This information may be used by the AS to identify the affected Wildcarded Public User Identity.
Data (See 7.6)	User-Data	C	Requested data. This element shall be present if the requested data exists in the HSS and the AS has permissions to read it.

### 6.1.1.1 Detailed behaviour

The HSS may prioritise the received request message according to priority level received within the Session-Priority AVP.

The conditions for the inclusion of Requested-Domain and Requested-Node as an additional key to the requested data are described in table 7.6.1. If repository data is requested, Service-Indication shall be present in the request. If initial filter criteria are requested, the Server-Name AVP shall contain the SIP URL of the AS that initiates the request; requests for initial filter criteria are limited to those initial filter criteria which are relevant to the requesting AS. If DSAI information is requested, the DSAI-Tag AVP shall be present.

Upon reception of the Sh-Pull request, the HSS shall, in the following order:

1. In the AS permission list (see section 6.2) check that the requested user data is allowed to be read (Sh-Pull) by this AS by checking the combination of the identity of the AS sending the request (identified by the Origin-Host AVP) and the supplied Data-Reference.  
  
If one or more Data References in the request are not allowed to be read, Experimental-Result shall be set to `DIAMETER_ERROR_USER_DATA_CANNOT_BE_READ` in the Sh-Pull Response.
2. Check that the User Identity for whom data is asked exists in HSS. If not, Experimental-Result shall be set to `DIAMETER_ERROR_USER_UNKNOWN` in the Sh-Pull Response.
- 2a. Check if the Private Identity (if received) corresponds to IMPU/MSISDN received in User-Identity. If not, Experimental-Result-Code shall be set to `DIAMETER_ERROR_IDENTITIES_DONT_MATCH`.
3. If the User Identity and the Private Identity (if present) do not apply to the Data-Reference indicated in the request according to Table 7.6.1, Experimental-Result shall be set to `DIAMETER_ERROR_OPERATION_NOT_ALLOWED` in the Sh-Pull Response.
- 3a. If data-reference is IPAddressSecureBindingInformation (22) and the User Identity is an IMS Public User Identity that is shared between multiple Private User Identities, Experimental-Result shall be set to `DIAMETER_ERROR_OPERATION_NOT_ALLOWED` in the Sh-Pull Response.
4. Check whether or not the data that is requested to be downloaded by the AS is currently being updated by another entity. If there is an update of the data in progress, the HSS may delay the Sh-Pull-Resp message until the update has been completed. The HSS shall ensure that the data returned is not corrupted by this conflict. If HSS is not able to delay the Sh-Pull-Resp message e.g. due to timeout the Experimental-Result-Code shall be set to `DIAMETER_USER_DATA_NOT_AVAILABLE`.
5. The HSS shall include the data pertinent to the requested Data Reference in the User-Data AVP and if the HSS supports the Notif-Eff feature, the HSS shall include the data pertinent to all the requested Data References in the User-Data AVP. The HSS shall set the Result-Code to `DIAMETER_SUCCESS`. This includes cases where the data is not available to the HSS. The pertinent data included shall refer to the received IMPU/MSISDN and Private Identity (if present).

NOTE 1: Data referred to a Private Identity (e.g. IMS Private User Identity) implies that only the data (e.g. Location Information) specific for that Private Identity is included, regardless of the type of User Identity received (e.g. IMS Public User Identity shared by multiple IMS Private User Identities).

If both the AS and the HSS have determined via mutual feature evaluation to not support the Notif-Eff feature and in the case that requested data is not available to the HSS, the HSS shall not include the User-Data AVP in the Sh-Pull Response. If both the AS and the HSS support the Notif-Eff feature and none of the requested data is available to the HSS, the HSS shall not include the User-Data AVP in the Sh-Pull Response.

If both the AS and the HSS support the Notif-Eff feature and some of the requested data is not available to the HSS, it shall be indicated as follows. Empty repository data shall be indicated with the RepositoryData element that contains a Service Indication and a Sequence Number but does not contain a ServiceData element. Empty Public Identifiers shall be indicated with an empty PublicIdentifiers element. Empty location information shall be indicated by an empty CSLocationInformation and/or an empty PSLocationInformation element. Empty elements of Sh IMS Data shall be indicated as follows. An empty S-CSCF name shall be indicated with empty SCSCFName element. An empty IP Address Secure Binding Information shall be indicated with empty IPv4address element or empty IPv6prefix element. If all iFCs for the user that are relevant for the AS are empty it shall be indicated with empty IFCs element. Not available UE SRVCC capability shall be indicated with empty UE-SRVCC-Capability element. Not available STN-SR shall be indicated with empty STN-SR element.

NOTE 2: If there is no available STN-SR in the HSS, it indicates that the user is not SRVCC subscribed, as described in 3GPP TS 23.008 [27].

If there is an error in any of the above steps then the HSS shall stop processing and shall return the error code specified in the respective step (see 3GPP TS 29.329 [5] and 3GPP TS 29.229 [7] for an explanation of the error codes).

If the HSS cannot fulfil the received request for reasons not stated in the above steps, e.g. due to a database error or empty mandatory data elements, it shall stop processing the request and set Result-Code to DIAMETER\_UNABLE\_TO\_COMPLY.

Otherwise, the requested operation shall take place and the HSS shall return the Result-Code AVP set to DIAMETER\_SUCCESS. Result-Code DIAMETER\_SUCCESS is used also if the requested data does not exist in the HSS i.e. when the HSS is indicating valid empty data elements.

## 6.1.2 Data Update (Sh-Update)

This procedure is used between the AS and the HSS. The procedure is invoked by the AS and is used:

- To allow the AS to update the transparent (repository) data stored at the HSS for each IMS Public User Identity (for Public User Identities matching a Wildcarded Public User Identity, the transparent data shall be stored per Wildcarded Public User Identity, and not for each specific Public User Identity matching that Wildcarded Public User Identity) or Public Service Identity (for Public Service Identities matching a Wildcarded PSI, the transparent data shall be stored per Wildcarded PSI, and not for each specific Public Service Identity matching that Wildcarded PSI).
- To allow the AS to update the PSI Activation State of a distinct Public Service Identity in the HSS.
- To allow the AS to update the Dynamic Service Activation Info stored at the HSS.
- To allow the AS to update the Short Message Service Registration Info stored at the HSS.

This procedure is mapped to the commands Profile-Update-Request/Answer in the Diameter application specified in 3GPP TS 29.329 [5]. Tables 6.1.2.1 and 6.1.2.2 detail the involved information elements.

Table 6.1.2.1: Sh-Update

Information element name	Mapping to Diameter AVP	Cat.	Description
User Identity (See 7.1)	User-Identity	M	IMS Public User Identity or Public Service Identity or MSISDN for which data is updated. See section 7.1 for the content of this AVP.
Wildcarded PSI (See 7.1A)	Wildcarded-PSI	O	If the request refers to a Wildcarded PSI, the AS may include the corresponding Wildcarded PSI in this information element.  If this element is present, it should be used by the HSS to identify the identity affected by the request. If that is the case, the terms User Identity or Public Service Identity in the detailed behaviour refer to the Wildcarded PSI.
Wildcarded Public User Identity (See 7.1B)	Wildcarded-IMPU	O	If the request refers to a Wildcarded Public User Identity, the AS may include the corresponding Wildcarded Public User Identity in this information element.  If this element is present, it should be used by the HSS to identify the identity affected by the request. If that is the case, the terms User Identity or Public User Identity in the detailed behaviour refer to the Wildcarded Public User Identity.
Requested data (See 7.3)	Data-Reference	M	This information element includes the reference to the data on which updates are required (possible values of the Data Reference are defined in Table 7.6.1).
Data (See 7.6)	User-Data	M	Updated data.
Application Server Identity (See 7.9)	Origin-Host	M	IE that identifies the AS originator of the request and that is used to check the AS permission list.
Private identity (see 7.6.19)	User-Name	C	Private Identity of the user for whom the data is required. This information element shall include the IMS Private User Identity if the User-Identity contains an IMS Public User Identity, otherwise if the User-Identity contains an MSISDN, it shall include the IMSI.  Check table 7.6.1 to see when it is applicable.

Table 6.1.2.2: Sh-Update Resp

Information element name	Mapping to Diameter AVP	Cat.	Description
Result (See 7.5)	Result-Code / Experimental-Result	M	Result of the update of data in the HSS.  Result-Code AVP shall be used for errors defined in the Diameter Base Protocol.  Experimental-Result AVP shall be used for Sh errors. This is a grouped AVP which contains the 3GPP Vendor ID in the Vendor-Id AVP, and the error code in the Experimental-Result-Code AVP.
Wildcarded PSI (See 7.1A)	Wildcarded-PSI	O	If the request refers to a specific PSI matching a Wildcarded PSI and the Wildcarded-PSI AVP was not included in the request, the HSS may include the corresponding Wildcarded PSI in this information element. This information may be used by the AS to identify the affected Wildcarded PSI.
Wildcarded Public User Identity (See 7.1B)	Wildcarded-IMPU	O	If the request refers to a Public User Identity matching a Wildcarded Public User Identity and the Wildcarded-IMPU AVP was not included in the request, the HSS may include the corresponding Wildcarded Public User Identity in this information element. This information may be used by the AS to identify the affected Wildcarded Public User Identity.
Repository Data ID (See 7.17)	Repository-Data-ID	O	If the HSS and the AS support the Update-Eff feature and if a Sh-Update Request with multiple repository data fails, this information element shall include the service indication and the sequence number of the repository data instance that has generated the error.

### 6.1.2.1 Detailed behaviour

Within the Sh-Update Request, the keys to determine the updated data are part of the information element Data (See 7.6). When data in the repository is updated (i.e. added, modified or removed) Service-Indication and Sequence-Number are also sent as part of the information element Data.

Newly added transparent data shall be associated with a Sequence Number of 0 in the Sh-Update Request. Sequence Number value 0 is reserved exclusively for indication of newly added transparent data.

Modified and removed transparent data shall be associated within the Sh-Update Request with a Sequence Number of  $n+1$  where  $n$  is the original Sequence Number associated with the transparent data before modification or removal. If  $n$  equals 65535, then the next modification or deletion of that transparent data shall be associated with a Sequence Number of 1.

Upon reception of the Sh-Update request, the HSS shall, in the following order:

1. In the AS permission list (see section 6.2) check that the data that is requested to be updated (Sh-Update) by this AS, is allowed to be updated by checking the combination of the identity of the AS sending the request (identified by the Origin-Host AVP) and the supplied Data-Reference.
    - If the data is not allowed to be updated, Experimental-Result shall be set to `DIAMETER_ERROR_USER_DATA_CANNOT_BE_MODIFIED` in the Sh-Update Response.
  2. Check that the User Identity in the request exists in the HSS. If not, Experimental-Result shall be set to `DIAMETER_ERROR_USER_UNKNOWN` in the Sh-Update Response.
  - 2a. Check if the Private User Identity (if received) corresponds to the IMPU/MSISDN received in User-Identity. If not, Experimental-Result-Code shall be set to `DIAMETER_ERROR_IDENTITIES_DONT_MATCH`.
  3. If the User Identity and the Private User Identity (if present) do not apply to the Data-Reference indicated in the request according to Table 7.6.1, Experimental-Result shall be set to `DIAMETER_ERROR_OPERATION_NOT_ALLOWED` in the Sh-Update Response.
  4. If Data-Reference is PSIActivation (18), then the HSS shall check that the User Identity contains a distinct Public Service Identity. If it does, then the HSS shall update the corresponding PSI Activation State and return the Result-Code AVP set to `DIAMETER_SUCCESS`. If it does not, then the Experimental-Result shall be set to `DIAMETER_ERROR_OPERATION_NOT_ALLOWED` in the Sh-Update Response.
- The change of a Public Service Identity from ACTIVE to INACTIVE shall trigger the network initiated deregistration of the Public Service Identity in the HSS.

- 4a. If Data-Reference is DSAI (19), check whether or not, for the Public Identity, there is an instance of DSAI matching the DSAI-Tag contained in the Sh-Update command. If so, then the HSS shall update the DSAI value and return the Result-Code AVP set to `DIAMETER_SUCCESS`. If not, Experimental-Result shall be set to `DIAMETER_ERROR_DSAI_NOT_AVAILABLE`.

The changes of DSAI value shall trigger the procedures described in section 7.14 in order to determine which initial filter criteria should be masked or unmasked. If these procedures change the set of unmasked initial filter criteria, the HSS should behave as if the initial filter criteria had been administratively changed, which implies e.g. sending Sh-Notif or Cx-Update\_Subscr\_Data messages (see 3GPP TS 29.228 [6]).

- 4b. If Data-Reference is SMSRegistrationInfo (24), check whether or not, for the IMS Public User Identity or MSISDN, IP-SM-GW number element contained in the Sh-Update command is empty. If it is empty, then the HSS shall delete the stored IP-SM-GW number and return the Result-Code AVP set to `DIAMETER_SUCCESS`.

If it is not empty, the HSS shall further check if a preconfigured IP-SM-GW number exists and does not match the IP-SM-GW number contained in the Sh-Update command. If so, Experimental-Result shall be set to `DIAMETER_ERROR_USER_DATA_CANNOT_BE_MODIFIED`. If not, the HSS shall update the IP-SM-GW number and return the Result-Code AVP set to `DIAMETER_SUCCESS`.

The Service Centre Address in the HSS shall not be updated by this operation.

NOTE: The address of the Short Message Service Centre as defined in 7.6.16 is only applicable to Sh-Pull operation.



4c. If the Data-Reference indicates that repository data is present, and if the HSS and the AS supports the Update-Eff feature, check whether there are multiple repository data instances. If so, then repeat the steps 5 and 6 below for each instance of repository data ensuring that no repository data is changed until the checks done in the steps 5 and 6 have been successful for all the repository data instances.

4d. If the Data-Reference is STN-SR (27) and if the STN-SR is different from the one previously stored or provisioned, the HSS shall overwrite the STN-SR. If the Data-Reference is STN-SR (27), and if there is no stored STN-SR in the HSS, Experimental-Result shall be set to DIAMETER\_ERROR\_OPERATION\_NOT\_ALLOWED in the Sh-Update Response.

NOTE: If there is no stored STN-SR in the HSS, it indicates that the user is not SRVCC subscribed, as described in 3GPP TS 23.008 [27].

5. Check whether or not the data that is requested to be updated by the AS, as identified by the Service-Indication, is currently being updated by another entity. If there is an update of the data in progress, Experimental-Result shall be set to DIAMETER\_PRIOR\_UPDATE\_IN\_PROGRESS in the Sh-Update Response.

6. Check whether or not there is any repository data stored at the HSS already for the specified Service-Indication and the associated IMS Public User Identity (or group if the IMS Public User Identity is alias) or Public Service Identity.

- If repository data identified by the Service-Indication is stored at the HSS for the specified IMS Public User Identity, IMS Public User Identity group or Public Service Identity, check the following premises:
  1. Sequence\_Number\_in\_Sh\_Update is not equal to 0
  2. (Sequence\_Number\_in\_Sh\_Update - 1) is equal to (Sequence\_Number\_In\_HSS modulo 65535)
- If either of the above premises is false then Experimental-Result shall be set to DIAMETER\_ERROR\_TRANSPARENT\_DATA\_OUT\_OF\_SYNC in the Sh-Update Response.
- If both of the above premises are true, then check whether or not Service Data is received within the Sh-Update Req.
  - If Service Data is included in the Sh-Update Req, check whether or not the size of the data is greater than that which the HSS is prepared to accept.
    - If there is more data than the HSS is prepared to accept then Experimental-Result shall be set to DIAMETER\_ERROR\_TOO\_MUCH\_DATA and the new data shall be discarded.
    - If the HSS is prepared to accept the data, then the repository data stored at the HSS shall be updated with the repository data sent in the Sh-Update Req and the Sequence Number associated with that repository data shall be updated with that sent in the Sh-Update Req. This triggers the sending of Sh-Notif messages to any other ASs that are subscribed to Notifications for updates to the service data for that IMS Public User Identity or Public Service Identity (see 6.1.4).
  - If Service Data is not received, the data stored in the repository at the HSS shall be removed, and as a consequence the Service Indication and the Sequence Number associated with the removed data shall also be removed. This triggers the sending of Sh-Notif messages with that Service Indication and Sequence Number to be deleted but with an absent Service Data element, to any other ASs that are subscribed to Notifications for updates to the service data for that IMS Public User Identity or Public Service identity (see 6.1.4). After sending Sh-Notif messages, the subscriptions to Notifications for the removed Repository Data shall be deleted.
- If repository data identified by the Service-Indication is not stored for the IMS Public User Identity, IMS Public User Identity group or Public Service Identity i.e. the Sh-Update Req intends to create a new repository data, check whether or not the Sequence Number in the Sh-Update Req is 0.
  - If the sequence number is not set to 0, Experimental-Result shall be set to DIAMETER\_ERROR\_TRANSPARENT\_DATA\_OUT\_OF\_SYNC
  - If the sequence number is set to 0 check whether Service Data is included within the Sh-Update Req.

- If Service Data is not included in the Sh-Update Req, then Experimental-Result shall be set to `DIAMETER_ERROR_OPERATION_NOT_ALLOWED` and the operation shall be ignored by the HSS.
- If Service Data is included in the Sh-Update Req, check whether or not the size of the data is greater than that which the HSS is prepared to accept. If there is more data than the HSS is prepared to accept then Experimental-Result shall be set to `DIAMETER_ERROR_TOO_MUCH_DATA` and the new data shall be discarded.
- If the HSS is prepared to accept the data included in the Sh-Update Req, then the data shall be stored in the data repository in the HSS.

If there is an error in any of the above steps then the HSS shall stop processing and shall return the error code specified in the respective step (see 3GPP TS 29.329 [5] and 3GPP TS 29.229 [7] for an explanation of the error codes).

If the HSS cannot fulfil the received request for reasons not stated in the above steps, e.g. due to database error, it shall stop processing the request and set Result-Code to `DIAMETER_UNABLE_TO_COMPLY`.

If the HSS and the AS support the Update-Eff feature, the Sh Update is successful only if it is successful for the update of all the repository data instances in the request. Otherwise the HSS shall keep or restore all the stored repository data as they were before receiving the Sh Update request. If the error occurs during the steps 5 or 6 and if there were several repository data instances in the request, the Sh Update response shall contain a Repository Data ID indicating the service indication and the sequence number of the repository data instance for which the error occurred.

Otherwise, the requested operation shall take place and the HSS shall return the Result-Code AVP set to `DIAMETER_SUCCESS`.

NOTE: When an AS receives `DIAMETER_ERROR_TRANSPARENT_DATA_OUT_OF_SYNC` the AS may attempt to resolve the inconsistency between the version of the repository data that it holds and that stored at the HSS. It may execute a Sh-Pull to retrieve the current version of the data from the HSS or it may wait to receive a subsequent Sh-Notif message from the HSS for the affected repository data.

### 6.1.3 Subscription to notifications (Sh-Subs-Notif)

This procedure is used between the AS and the HSS. The procedure is invoked by the AS and is used:

- To subscribe to Notifications for when particular transparent and/or non-transparent data for a specified IMS Public User Identity or Public Service Identity is updated, from the HSS.
- Optionally to request the user data from the HSS in the same operation.

This procedure is mapped to the commands Subscribe-Notifications-Request/Answer in the Diameter application specified in 3GPP TS 29.329 [5]. Tables 6.1.3.1 and 6.1.3.2 detail the information elements involved.

Table 6.1.3.1: Sh-Subs-Notif

Information element name	Mapping to Diameter AVP	Cat.	Description
User Identity (See 7.1)	User-Identity	M	IMS Public User Identity or Public Service Identity or MSISDN for which notifications of data changes are requested. See section 7.1 for the content of this AVP.
Wildcarded PSI (See 7.1A)	Wildcarded-PSI	O	If the request refers to a Wildcarded PSI, the AS may include the corresponding Wildcarded PSI in this information element.  If this element is present, it should be used by the HSS to identify the identity affected by the request. If that is the case, the terms User Identity or Public Service Identity in the detailed behaviour refer to the Wildcarded PSI.
Wildcarded Public User Identity (See 7.1B)	Wildcarded-IMPU	O	If the request refers to a Wildcarded Public User Identity, the AS may include the corresponding Wildcarded Public User Identity in this information element.  If this element is present, it should be used by the HSS to identify the identity affected by the request. If that is the case, the terms User Identity or Public User Identity in the detailed behaviour refer to the Wildcarded Public User Identity.
Requested Data (See 7.3)	Data-Reference	M	This information element includes the reference to the data on which notifications of change are required (valid reference values are defined in 7.6).
Subscription request type (See 7.7)	Subs-Req-Type	M	This information element indicates the action requested on subscription to notifications.
Send Data Indication (See 7.13)	Send-Data-Indication	O	This information element requests that the data is sent in the response.
Service Indication (See 7.4)	Service-Indication	C	IE that identifies, together with the User Identity and Data-Reference, the set of service related transparent data for which notifications of changes are requested. Check table 7.6.1 to see when it is applicable.
Application Server Identity (See 7.9)	Origin-Host	M	IE that identifies the AS originator of the request and that is used to check the AS permission list.
Application Server Name (See 7.10)	Server-Name	C	IE that is used, together with the User Identity and Data-Reference, as key to identify the filter criteria. Check table 7.6.1 to see when it is applicable.
Expiry Time (See 7.12)	Expiry-Time	O	Gives the absolute time requested at which the subscription expires.
Dynamic Service Activation Information Tag (see 7.14)	DSAI-Tag	C	IE that identifies, together with the User Identity and Data-Reference, the instance of Dynamic Service Activation Info (DSAI) requested. Check table 7.6.1 to see when it is applicable.
Requested Identity set (See 7.11)	Identity-Set	C	If Data-Reference indicates that IMS Public Identities is the requested data set to be downloaded, this information element shall be included.  For the values this information element can take and expected behaviour see table 6.1.1.1, with the exception for the default value that is not applicable in this case.  Check table 7.6.1 to see when it is applicable.
One time notification (See 7.16)	One-Time-Notification	O	This information element indicates if subscription shall be ended by the HSS after sending the first notification.  This IE is only applicable to UE reachability for IP.
Private identity (see 7.6.19)	User-Name	O	Private Identity of the user for whom the data is required. This information element shall include the IMS Private User Identity if the User-Identity contains an IMS Public User Identity, otherwise if the User-Identity contains an MSISDN, it shall include the IMSI.  Check table 7.6.1 to see when it is applicable.

Table 6.1.3.2: Sh-Subs-Notif Resp

Information element name	Mapping to Diameter AVP	Cat.	Description
Expiry Time (See 7.12)	Expiry-Time	O	Acknowledges the absolute time at which the subscription expires.
Data (See 7.6)	User-Data	O	Current values of the data for which notifications have been requested. It should be present if the Send-Data-Indication AVP is set to value USER_DATA_REQUESTED.
Wildcarded PSI (See 7.1A)	Wildcarded-PSI	O	If the request refers to a specific PSI matching a Wildcarded PSI and the Wildcarded PSI AVP was not included in the request and is not included in the User-Data AVP, the HSS may include the corresponding Wildcarded PSI in this information element. This information may be used by the AS to identify the affected Wildcarded PSI.
Wildcarded Public User Identity (See 7.1B)	Wildcarded-IMPU	O	If the request refers to a Public User Identity matching a Wildcarded Public User Identity and the Wildcarded-IMPU AVP was not included in the request, the HSS may include the corresponding Wildcarded Public User Identity in this information element. This information may be used by the AS to identify the affected Wildcarded Public User Identity.
Result (See 7.5)	Result-Code / Experimental-Result	M	Result of the request.  Result-Code AVP shall be used for errors defined in the Diameter Base Protocol.  Experimental-Result AVP shall be used for Sh errors. This is a grouped AVP which contains the 3GPP Vendor ID in the Vendor-Id AVP, and the error code in the Experimental-Result-Code AVP.

### 6.1.3.1 Detailed behaviour

The HSS shall take note of the subscription request on the data identified by User Identity and Data-Reference. If notifications on changes of repository data are requested, Service-Indication shall be present in the request. If notifications on changes of filter criteria are requested, the Server-Name AVP shall be used as key to the filter criteria. If the request contains a specific Public Service Identity matching a Wildcarded PSI, the HSS shall interpret that the subscription refers to the information associated to the Wildcarded PSI. The Server-Name AVP shall contain the SIP URL of the AS sending the request. If notifications on changes of DSAI are requested, the DSAI-Tag AVP shall be used as key of the DSAI whose changes are to be monitored.

Upon reception of the Sh-Subs-Notif request, the HSS shall, in the following order (if there is an error in any of the following steps the HSS shall stop processing and return the corresponding error code, see 3GPP TS 29.329 [5] and 3GPP TS 29.229 [7]), process the hereafter steps that, unless otherwise stated, apply both for the Subscription request type information element indicating the request is to subscribe or to unsubscribe:

1. In the AS permission list (see section 6.2) the HSS shall check that the AS is allowed to subscribe to notifications (Sh-Subs-Notif) for the requested data by checking the combination of the identity of the AS sending the request (identified by the Origin-Host AVP) and the supplied Data-Reference.
  - If this AS does not have Sh-Subs-Notif permission for the data referenced, Experimental-Result shall be set to DIAMETER\_ERROR\_USER\_DATA\_CANNOT\_BE\_NOTIFIED in the Sh-Subs-Notif Response.
2. The HSS shall check that the User Identity in the request exists in HSS. If not, Experimental-Result shall be set to DIAMETER\_ERROR\_USER\_UNKNOWN in the Sh-Subs-Notif Response.
  - 2a. Check if the Private Identity (if received) corresponds to IMPU/MSISDN received in User-Identity. If not, Experimental-Result-Code shall be set to DIAMETER\_ERROR\_IDENTITIES\_DONT\_MATCH.
3. If the User Identity and the Private Identity (if present) do not apply to the Data-Reference indicated in the request according to Table 7.6.1, Experimental-Result shall be set to DIAMETER\_ERROR\_OPERATION\_NOT\_ALLOWED in the Sh-Subs-Notif Response.
  - 3a. If Data-Reference is DSAI (19), check whether or not, for the Public Identity, there is an instance of DSAI matching the DSAI-Tag contained in the Sh-Subs-Notif command. If not, Experimental-Result shall be set to DIAMETER\_ERROR\_DSAI\_NOT\_AVAILABLE.

4. If the Sh-Subs-Notif Request contains an Expiry Time, the HSS should also include in the Sh-Subs-Notif Response an Expiry Time IE with the absolute time at which the subscription expires in the case of a successful subscription. This time may be earlier than the requested expiry time. If the HSS includes this IE, then no notification shall be sent to the AS after the expiration time. If the HSS receives a Sh-Subs-Notif Request without the Expiry Time IE, the HSS should treat it as a request for an unlimited subscription.

If the HSS does not include this IE in the response, that indicates an unlimited subscription.

If a subsequent request is received by the HSS where the Expiry Time IE is present but different from what the HSS has previously stored, the HSS should replace the stored expiration time with what was received in the request.

5. If Data-Reference is RepositoryData(0) and the transparent data associated with the Service Indication does not exist in the HSS, then Experimental-Result shall be set to DIAMETER\_ERROR\_SUBS\_DATA\_ABSENT.
6. If the Subscription request type information element indicates that this is a request to subscribe, the HSS shall associate the Application Server Identity with the list of entities that need to be notified when the data identified by the request is modified and set the Result-Code to DIAMETER\_SUCCESS in the Sh-Subs-Notify response. If the Subscription request type information element indicates that this is a request to unsubscribe, the HSS shall remove the association of the Application Server Identity with the same list. In this last case, the Result-Code shall be set to DIAMETER\_SUCCESS if the operation is successful or if the Application Server Identity was not present in the list.
7. If the HSS and AS supports the Notif-Eff feature and if multiple Data-Reference AVPs occur in the Sh-Subs-Notif Request, each Data-Reference shall be treated as a request to establish a separate notification request. When multiple notification requests are requested, and all of them succeed, the HSS shall set the Result-Code to DIAMETER\_SUCCESS in the Sh-Subs-Notify response. If one of them is unsuccessful, the HSS shall return the Result code with the relevant Diameter error indication and come back to the situation regarding to subscriptions as before the reception of the Sh-Subs-Notif Request.
8. If the HSS and AS supports the Notif-Eff feature and if multiple Service-Indication AVPs occur in the Sh-Subs-Notif Request, each Service-Indication shall be treated as a request to establish a separate notification request for change of Transparent data. When multiple notification requests are requested, and all of them are successful, the HSS shall return the Result-Code set to DIAMETER\_SUCCESS in the Sh-Subs-Notify response. If one of them is unsuccessful, the HSS shall return the Result code with the relevant Diameter error value and come back to the situation regarding to subscriptions as before the reception of the Sh-Subs-Notif Request.
9. If the Send Data Indication is present in the request and the HSS supports the return of the User-Data in this request, check whether or not the data that is requested to be downloaded by the AS is currently being updated by another entity. If there is an update of the data in progress, the HSS may delay the response until the update has been completed. The HSS shall ensure that the data returned is not corrupted by this conflict.
10. If the Send Data Indication is present in the request, the HSS should include the data pertinent to the requested Data Reference in the User-Data AVP and if the HSS supports the Notif-Eff feature, the HSS should include the data pertinent to all the requested Data References in the User-Data AVP. The HSS shall set the Result-Code to DIAMETER\_SUCCESS. This includes cases where the data is not available to the HSS and an empty tag is included as follows. Empty elements of Sh IMS Data shall be indicated as follows. An empty S-CSCF name shall be indicated with empty SCSCFName element. If all iFCs for the user that are relevant for the AS are empty it shall be indicated with empty IFCs element. Similarly for PSI activation information.

If the HSS cannot fulfil the received request for reasons not stated in the above steps, e.g. due to database error, it shall stop processing the request and set Result-Code to DIAMETER\_UNABLE\_TO\_COMPLY.

#### 6.1.4 Notifications (Sh-Notif)

This procedure is used between the HSS and the AS. The procedure is invoked by the HSS and is used:

- To inform the AS of changes in transparent and/or non-transparent data to which the AS has previously subscribed to receive Notifications for, using Sh-Subs-Notif (see 6.1.3).

This procedure is mapped to the commands Push-Notification-Request/Answer in the Diameter application specified in 3GPP TS 29.329 [5]. Tables 6.1.4.1 and 6.1.4.2 detail the involved information elements.

Table 6.1.4.1: Sh-Notif

Information element name	Mapping to Diameter AVP	Cat.	Description
User Identity (See 7.1)	User-Identity	M	IMS Public User Identity or Public Service Identity or MSISDN for which data has changed. If the request refers to a Wildcarded PSI, the HSS may include any PSI matching the corresponding Wildcarded PSI in this information element. The AS shall find the corresponding Wildcarded PSI with this information. See section 7.1 for the content of this AVP.
Wildcarded PSI (See 7.1A)	Wildcarded-PSI	O	If the request refers to a Wildcarded PSI, the HSS shall include the corresponding Wildcarded PSI in this information element.  If this element is present, it shall be used by the AS instead of the User Identity to identify the identity affected by the request.
Wildcarded Public User Identity (See 7.1B)	Wildcarded-IMPU	O	If the request refers to a Wildcarded Public User Identity, the HSS shall include the corresponding Wildcarded Public User Identity in this information element.  If this element is present, it shall be used by the AS instead of the User Identity to identify the identity affected by the request.
Data (See 7.6)	User-Data	M	Changed data.
Private Identity (see 7.6.19)	User-Name	C	Private Identity of the user for whom the data is required. This information element shall be present only if the associated request included the Private Identity.

Table 6.1.4.2: Sh-Notif Resp

Information element name	Mapping to Diameter AVP	Cat.	Description
Result (See 7.5)	Result-Code / Experimental-Result	M	Result of the request.  Result-Code AVP shall be used for errors defined in the Diameter Base Protocol.  Experimental-Result AVP shall be used for Sh errors. This is a grouped AVP which contains the 3GPP Vendor ID in the Vendor-Id AVP, and the error code in the Experimental-Result-Code AVP.

### 6.1.4.1 Detailed behaviour

The keys to the updated data are part of the information element User-Data AVP. When data repository is updated Service-Indication and Sequence Number shall also be part of the information element User-Data.

Since authentication pending is a transient state of normally very short duration, notification of an IMS user's state change, to and from the authentication pending state shall not be sent to Application Servers, when the previous state before authentication pending and next state after authentication pending are the same. If the states are different before the authentication pending state is entered and after the authentication pending state is left then notification is sent to the AS of this new state.

If the HSS and AS supports the Notif-Eff feature and if multiple subscriptions to notifications are associated with a Public User Identity, the HSS may combine the notifications for multiple Data References and Service Indications into a single notification message.

If the HSS and the AS support the Update-Eff feature, the HSS may generate only one notification message grouping the data changes notifications according to the subscribed notifications and the resulting successful achievement of a Sh-Update procedure with multiple repository data instances. This notification message may also include other notifications as described with the Notif-Eff feature.

Removal of the subscribed data is indicated with the content of User-Data AVP. The content shall be compliant with the XML-schema defined in Annex D. Removed repository data shall be indicated with RepositoryData element that does not contain ServiceData element. Removed S-CSCF name shall be indicated with empty SCSCFName element. Removed IP Address Secure Binding Information shall be indicated with empty IPv4Address, or IPv6Prefix and/ or IPv6 interface element respectively. If all iFCs for the user that are relevant for the AS have been removed it shall be indicated with empty IFCs element.

Removal of Public Identity for which the AS has any active subscription other than IMSPublicIdentity (see table 7.6.1) shall be indicated in the DeletedIdentities element.

If One-Time-Notification AVP was included by the AS in Sh-Subs-Notif, the HSS shall remove the related subscription information after sending Sh-Notif, i.e. no subsequent notifications shall be sent to AS.

Notifications shall include the data updated for the received IMPU/MSISDN and Private Identity (if present).

NOTE: Data referred to a Private Identity (e.g. IMS Public User Identity) implies that only the data (e.g. UE reachability) specific for that Private Identity is included, regardless of the type of User Identity received (e.g. IMS Public User Identity shared by multiple IMS Private User Identities).

Table 6.1.4.1 details the valid result codes that the AS can return in the response.

**Table 6.1.4.1.1: Sh-Notif response valid result codes**

Result-Code AVP value	Condition
DIAMETER_SUCCESS	The request succeeded.
DIAMETER_ERROR_USER_DATA_NOT_RECOGNIZED	The request failed. The AS informs the HSS that the received user information contained information, which was not recognized or supported by the AS.
DIAMETER_ERROR_USER_UNKNOWNN	The request failed because the Public Identity or MSISDN are is not found in the AS.
DIAMETER_ERROR_TOO_MUCH_DATA	The request failed. The AS informs the HSS that it tried to push too much data into the AS.
DIAMETER_ERROR_NO_SUBSCRIPTION_TO_DATA	The request failed. The AS informs the HSS that the notification refers to information to which the AS is not subscribed.
DIAMETER_UNABLE_TO_COMPLY	The request failed.

## 6.2 AS permissions list

In table 7.6.1, the contents of the Data-AVP are described. Some of the individual elements carried within Data-AVP may be requested by the AS from the HSS using the Sh-Pull command (see section 6.1.1) or may be updated at the HSS by the AS using the Sh-Update command (see section 6.1.2). The AS may also request that the HSS notifies the AS of changes to specific elements within the Data-AVP using the Sh-Subs-Notif command (see section 6.1.3). The HSS will only allow these operations to take place if the element of the Data-AVP is permitted to be included in the specific command requested by the AS, as indicated in table 7.6.1.

To manage whether an AS may request each element of Data-AVP with a specific command, the HSS shall maintain a list of AS permissions (the "AS Permissions List"). AS permissions are identified by AS identity and Data Reference with the possible permissions associated with each Data Reference being Sh-Pull, Sh-Update, Sh-Subs-Notif or any combination of these permissions (see table 7.6.1 for details of which permissions are allowed for each Data Reference). The permissions apply to all users served by the HSS, they are not user specific. When an AS requests Sh-Pull, Sh-Update or Sh-Subs-Notif the HSS shall check permissions and return an error result if the AS does not have the required permission. If the AS permissions change in a later stage, i.e. the AS does not longer have the required permission, the HSS shall remove all the subscription to notifications for the AS for which required permissions have been prohibited.

## 6.3 Void

## 6.4 Void

## 6.5 User identity to HSS resolution

The User identity to HSS resolution mechanism enables the AS to find the identity of the HSS that holds the subscriber data for a given IMS Public User Identity or Public Service Identity when multiple and separately addressable HSSs have been deployed by the network operator. The resolution mechanism is not required in networks that utilise a single HSS or when an AS is configured to use pre-defined HSS.

The resolution mechanism described in 3GPP TS 23.228 [8] shall use a Subscription Locator Function (SLF) or a Diameter Proxy Agent.

The AS accesses the SLF via the Dh interface. The Dh interface shall always be used in conjunction with the Sh interface. The Dh interface shall be based on Diameter. The SLF functionality shall use the routing mechanism provided by an enhanced Diameter redirect agent.

The SLF or the Diameter Proxy Agent shall be to determine the HSS identity.

To get the HSS identity the AS shall send the Sh request normally destined to the HSS to a pre-configured Diameter address/name.

- If this Sh Request is received by an SLF (acting as a Diameter redirect agent), the SLF shall determine the HSS address and shall send to the AS a notification of redirection towards the HSS identity, in response to the Sh request. Multiple HSS identities may be included in the response, as specified in IETF RFC 3588 [9]. In such a case, the AS shall send the Sh Request to the first HSS identity in the ordered list received in the Sh Response from the SLF. If the AS does not receive a successful response to the Sh Request, the AS shall send a Sh Request to the next HSS identity in the ordered list. This procedure shall be repeated until a successful response from an HSS is received.
  
- If this Sh Request is received by the Diameter Proxy Agent, the Diameter Proxy Agent shall determine the HSS identity and shall forward the Sh request directly to the HSS. The AS shall determine the HSS identity from the response to the Sh request received from the HSS.

The AS should store the HSS identity/name/Realm and shall use it in further Sh requests associated to the same IMS Public Identity.

In networks where the use of the user identity to HSS resolution mechanism is required and the AS is not configured to use a predefined HSS, each AS shall be configured with the pre-configured address/name of the SLF or the Diameter Proxy Agent to enable use of these resolution mechanisms.



## 7 Information element contents

### 7.1 User Identity

This information element contains an IMS Public User Identity, Public Service Identity or MSISDN according to the conditions described in table 7.1.1.

**Table 7.1.1: User Identity content**

Information element name	Mapping to Diameter AVP	Cat.	Description
IMS Public User Identity / Public Service Identity (See 7.1.1)	Public-Identity	C	IMS Public User Identity or Public Service Identity for which data is required. If the MSISDN is not included in the User-Identity AVP, the Public-Identity AVP shall be included in Sh messages only for allowed Data References as described in Table 7.6.1.
MSISDN (See 7.1.2)	MSISDN	C	MSISDN for which data is required. If the Public-Identity AVP is not included in the User-Identity AVP, the MSISDN AVP shall be included in the Sh-Pull or Sh-Subs-Notif or Sh-Update messages only for allowed Data References as described in Table 7.6.1.

#### 7.1.1 IMS Public User Identity / Public Service Identity

This information element contains an IMS Public User Identity / Public Service Identity (either SIP URI or tel URI). See 3GPP 23.003 [11].

#### 7.1.2 MSISDN

This information element contains a Basic MSISDN (see 3GPP TS 23.012 [19]).

#### 7.1A Wildcarded PSI

This information element contains a Wildcarded PSI that is hosted by an application server. For definition of a Wildcarded PSI, see 3GPP TS 23.003 [11].

#### 7.1B Wildcarded Public User Identity

This information element contains a Wildcarded Public User Identity that is stored in the HSS. For definition of a Wildcarded Public User Identity, see 3GPP TS 23.003 [11].

### 7.2 Requested Domain

This information element details the access domains for which certain data (e.g. user state, location information) are requested. See 3GPP TS 29.329 [5] for the list of possible values.

#### 7.2A Requested Nodes

This information element details the access node types for which certain data (e.g. user state, location information) are requested. See 3GPP TS 29.329 [5] for the list of possible values.

## 7.2B Serving Node Indication

This information element indicates that the sender does not require any location information other than the serving node address/identity (i.e. MME name and/or SGSN number, or VLR number) for the requested domain and the requested nodes (if included). Other location information (e.g. Global Cell ID, Tracking Area ID) may be absent.

This information element is only applicable to Location Information.

## 7.3 Requested Data

- Reference to the data that an AS is requesting from the HSS.
- Reference to the data which, an AS wants to be notified of, when changed.
- Reference to data for which subscription to notification of change is rejected.

See section 7.6.

## 7.4 Service Indication

Identifier of one set of service related transparent data, which is stored in an HSS in an operator network per Public Identity. The HSS shall allocate memory space to implement a data repository to store transparent data per IMS Public User Identity or Public Service Identity and value of Service Indication with a Sequence Number for verification. For Public Service Identities matching a Wildcarded Public Service Identity, the repository data shall be stored per Wildcarded Public Service Identity and not for each specific Public Service Identity.

## 7.5 Result

This information element contains the result code of the operation. See 3GPP TS 29.329 [5] for the list of possible values.

## 7.6 Data

This information element contains an XML document conformant to the XML schema defined in Annex D.

Annex C specifies the UML logical model of the data downloaded via the Sh interface.

Table 7.6.1 defines the data reference values and tags, access key and recommended AS permissions (as described in section 6.2) for the operation(s) on data accessible via the Sh interface, i.e. the listed operation(s) in the Operations column are the only ones allowed to be used with this Data Ref value. It is a matter of operator policy to further restrict the AS permission rights defined in table 7.6.1.

An access key between square brackets is considered as optional, while when more than one access key is separated by logical OR and included between brackets, it means that one (and only one) of these access keys is mandatory.

Table 7.6.1: Data accessible via Sh interface

Data Ref.	XML tag	Defined in	Access key	Operations
0	RepositoryData	7.6.1	Data Reference + ( IMS Public User Identity OR Public Service Identity ) + Service Indication	Sh-Pull Sh-Update Sh-Subs-Notif (Note 1, Note 3)
10	IMSPublicIdentity	7.6.2	Data Reference + ( IMS Public User Identity OR Public Service Identity OR MSISDN ) + [ Requested Identity Set ]	Sh-Pull Sh-Subs-Notif
11	IMSUserState	7.6.3	Data Reference + IMS Public User Identity	Sh-Pull Sh-Subs-Notif
12	S-CSCFName	7.6.4	Data Reference + ( IMS Public User Identity OR Public Service Identity )	Sh-Pull Sh-Subs-Notif (Note 1)
13	InitialFilterCriteria	7.6.5	Data Reference + ( IMS Public User Identity OR Public Service Identity ) + Application Server Name	Sh-Pull Sh-Subs-Notif (Note 1)
14	LocationInformation	7.6.6	Data Reference + MSISDN + [ Private Identity ] + Requested Domain + Current Location + [ Serving Node Indication ] + [ Requested Nodes ]	Sh-Pull (Note 5) (Note 6) (Note 7)
15	UserState	7.6.7	Data Reference + MSISDN + [ Private Identity ] + Requested Domain + [ Requested Nodes ]	Sh-Pull (Note 5) (Note 7)
16	Charging information	7.6.8	Data Reference + ( IMS Public User Identity OR Public Service Identity OR MSISDN )	Sh-Pull Sh-Subs-Notif
17	MSISDN	7.6.9	Data Reference + ( IMS Public User Identity OR MSISDN ) + [ Private Identity ]	Sh-Pull (Note 4)
18	PSIActivation	7.6.10	Data Reference + IMS Public Service Identity	Sh-Pull Sh-Update Sh-Subs-Notif (Note 1)
19	DSAI	7.6.11	Data Reference + ( IMS Public User Identity OR Public Service Identity ) + DSAI Tag + Application Server Name	Sh-Pull Sh-Update Sh-Subs-Notif (Note 1)
20	Reserved			
21	ServiceLevelTraceInfo	7.6.13	Data Reference + ( IMS Public User Identity OR MSISDN )	Sh-Pull Sh-Subs-Notif
22	IP Address Secure Binding Information	7.6.14	Data Reference + IMS Public User Identity	Sh-Pull Sh-Subs-Notif
23	Service Priority Level	7.6.15	Data Reference + ( IMS Public User Identity OR MSISDN )	Sh-Pull Sh-Subs-Notif
24	SMSRegistrationInfo	7.6.16	Data Reference + ( IMS Public User Identity OR MSISDN ) + [ Private Identity ]	Sh-Pull Sh-Update (Note 5)
25	UE reachability for IP	7.6.17	Data Reference + ( IMS Public User Identity OR MSISDN ) + [ Private Identity ]	Sh-Subs-Notif (Note 5)
26	T-ADS Information	7.6.18	Data Reference + ( IMS Public User Identity OR MSISDN ) + [ Private Identity ]	Sh-Pull (Note 5)
27	STN-SR	7.6.20	Data Reference + ( IMS Public User Identity OR MSISDN ) + [ Private Identity ]	Sh-Pull Sh-Update (Note 5)
28	UE-SRVCC- Capability	7.6.21	Data Reference + ( IMS Public User Identity OR MSISDN ) + [ Private Identity ]	Sh-Pull (Note 5)
29	ExtendedPriority	7.6.15A	Data Reference + ( IMS Public User Identity OR MSISDN ) + [ Private Identity ]	Sh-Pull Sh-Subs-Notif

30	CSRN	7.6.22	Data Reference + ( IMS Public User Identity OR MSISDN ) + [ Private Identity ]	Sh-Pull (Note 5)
Note 1:	If an AS subscribes to a Specific PSI matching a Wildcarded PSI, the notification shall be sent as if the subscription was made to the corresponding Wildcarded PSI.			
Note 2:	If an AS requires reading for a Specific PSI matching a Wildcarded PSI, the response shall be sent as if the request was made to the corresponding Wildcarded PSI.			
Note 3:	If not specified otherwise Public User Identity and Public Service Identity refer also to the wildcarded identities.			
Note 4:	Any IMS Public User Identity in an Alias Public User Identity Set may be used as a key for the repository data of the group. All IMS Public User Identities within the same set shall be considered alias of each other and shall share the same transparent data. See 3GPP TS 23.008 [27] for the definition of an Alias Public User Identity Set.			
Note 5:	All IMS Public User Identities within the same set shall be considered alias of each other and shall share the same transparent data. See 3GPP TS 23.008 [27] for the definition of an Alias Public User Identity Set.			
Note 6:	If several MSISDNs are associated to the Public identity, an AS shall be required to indicate the IMS Private User Identity to fetch the C-MSISDN. See 3GPP TS 23.003 [11] and 3GPP TS 23.237 [32] for the definition of C-MSISDN.			
Note 7:	If a Sh procedure refers to a specific Private Identity within a set of multiple Private identities associated to an IMS Public User Identity or MSISDN, the corresponding Sh request shall include this Private Identity as part of the access key.			
Note 8:	Serving Node Indication is optionally included only if Current Location takes the value DoNotNeedInitiateActiveLocationRetrieval			
Note 9:	Requested Nodes is only applicable when Requested Domain is PS			

## 7.6.1 Repository Data

This information element contains transparent data. A data repository may be shared by more than one AS implementing the same service.

## 7.6.2 IMSPublicIdentity

This information element contains an IMS Public User Identity or a Public Service Identity. If a wildcarded PSI that is stored in the HSS matches the Public Service Identity received, the HSS shall return the wildcarded PSI in addition to the Public Service Identity that was received in the request. If a Wildcarded Public User Identity that is stored in the HSS matches the Public User Identity received, the HSS shall return the Wildcarded Public User Identity in addition to the Public User Identity that was received in the request.

An IMS Public Identity would be either:

- associated with the same Private User Identity or Private Service Identity as the User Identity included in the request or
- associated with the MSISDN present in the request.

Multiple instances of this information element may be included in the message.

## 7.6.3 IMS User State

This information element contains the IMS User State of the public identifier referenced. Its possible values are:

- REGISTERED,
- NOT\_REGISTERED,
- AUTHENTICATION\_PENDING,
- REGISTERED\_UNREG\_SERVICES.

If the IMS Public User Identity is shared between multiple Private User Identities, HSS shall indicate the most registered state of the shared IMS Public User Identity to an AS. The most registered state of a shared IMS Public User Identity is defined as follows:

- If the shared IMS Public User Identity is registered with any of the Private User Identities, the most registered state of the shared IMS Public User Identity is REGISTERED.
- If the shared IMS Public User Identity is not currently registered with any of the Private User Identities, but it is in state REGISTERED\_UNREG\_SERVICES, then the most registered state of the shared IMS Public User Identity is REGISTERED\_UNREG\_SERVICES.

- If the shared IMS Public User Identity is not currently registered with any of the Private User Identities, and it is not in state REGISTERED\_UNREG\_SERVICES, but it is in the process of being authenticated with any of the Private User Identities, then the most registered state of the shared IMS Public User Identity is AUTHENTICATION\_PENDING.
- If the shared IMS Public User Identity is not currently registered with any of the Private User Identities, and it is not in state REGISTERED\_UNREG\_SERVICES, and it is not in the process of being authenticated with any of the Private User Identities, then the most registered state of the shared IMS Public User Identity is NOT\_REGISTERED.

## 7.6.4 S-CSCF Name

This information element contains the name of the S-CSCF assigned to the IMS Subscription.

## 7.6.5 Initial Filter Criteria

This information element contains the triggering information for a service.

For a more detailed description, refer to 3GPP TS 23.218 [4] and 3GPP TS 29.228 [6].

## 7.6.6 Location Information

This information element contains:

- the location of the served subscriber in the MSC/VLR if the requested domain is CS, or
- the location of the served subscriber in the SGSN if the requested domain is PS and either the requested node is SGSN or the requested node is not present, or
- the location of the served subscriber in the MME if the requested domain is PS and the requested nodes is MME, or
- the locations of the served subscriber in the MME and the SGSN if the requested domain is PS and the requested nodes are MME and SGSN.

If the HSS has to communicate with the MSC/VLR or SGSN and/or MME to retrieve location information, it shall make use of the service MAP-PROVIDE-SUBSCRIBER-INFO or S6a/S6d-IDR. This information element shall contain the location information as received from the access nodes.

If the Serving Node Indication was present in the request, the location information shall contain the serving node address(es) as stored in the HSS, according to the requested domain and the requested nodes (if received). Other location information (e.g. Global Cell ID, Tracking Area ID) may be absent, in order to eliminate unnecessary communication with the MSC/VLR or SGSN and/or MME when the AS does not require these information elements.

For both Location Information for CS and Location Information for GPRS, the considerations described in 3GPP TS 23.078 [14] apply.

### 7.6.6.1 Location information for CS

This information element consists of the following subordinate information elements:

- Location number: defined in ITU-T Recommendation Q.763 [9]. Considerations described in 3GPP TS 23.018 apply [10].
- Service area ID: defined in 3GPP TS 23.003 [11].
- Global Cell ID: defined in 3GPP TS 23.003 [11].
- Location area ID: defined in 3GPP TS 23.003 [11].
- Geographical Information: defined in 3GPP TS 23.032 [12]. Considerations described in 3GPP TS 23.018 [10] and 3GPP TS 29.002 [13] apply.

- Geodetic Information: defined in ITU-T Recommendation Q.763 [9]. Considerations described in 3GPP TS 23.018 [10] and 3GPP TS 29.002 [13] apply.
- VLR Number: defined in 3GPP TS 23.003 [11].
- MSC Number: defined in 3GPP TS 23.003 [11].
- Age of location information: defined in 3GPP TS 23.018 [10].
- Current Location Retrieved: shall be present when location information was obtained after a successful paging procedure for Active Location Retrieval.
- User CSG information: defined in 3GPP TS 23.060 [29].
- E-UTRAN Cell Global ID: defined in 3GPP TS 23.003 [11].
- Tracking Area ID: defined in 3GPP TS 23.003 [11].

NOTE: When the MSC receives the location information via SGs interface as specified in 3GPP TS 29.118 [30], the ECGI and TAI are included, rather than Location number, Service area ID, Global Cell ID and Location area ID.

### 7.6.6.2 Location information for GPRS

This information element consists of the following subordinate information elements:

- Service area ID: defined in 3GPP TS 23.003 [11].
- Global Cell ID: defined in 3GPP TS 23.003 [11].
- Location area ID: defined in 3GPP TS 23.003 [11].
- Geographical Information: defined in 3GPP TS 23.032 [12]. Considerations described in 3GPP TS 23.018 [10] and 3GPP TS 29.002 [13] apply.
- Geodetic Information: defined in ITU-T Recommendation Q.763 [9]. Considerations described in 3GPP TS 23.018 [10] and 3GPP TS 29.002 [13] apply.
- SGSN Number: defined in 3GPP TS 23.003 [11].
- Routing Area ID: defined in 3GPP TS 23.003 [11].
- Current Location Retrieved: shall be present when location information was obtained after a successful paging procedure for Active Location Retrieval.
- User CSG information: defined in 3GPP TS 23.060 [29].

### 7.6.6.3 Location information for EPS

This information element consists of the following subordinate information elements:

- E-UTRAN Cell Global ID: defined in 3GPP TS 23.003 [11].
- Geographical Information: defined in 3GPP TS 23.032 [12]. Considerations described in 3GPP TS 23.018 [10] and 3GPP TS 29.002 [13] apply.
- Geodetic Information: defined in ITU-T Recommendation Q.763 [9]. Considerations described in 3GPP TS 23.018 [10] and 3GPP TS 29.002 [13] apply.
- MME Name: defined in 3GPP TS 23.003 [11].
- Tracking Area ID: defined in 3GPP TS 23.003 [11].
- Current Location Retrieved: shall be present when location information was obtained after a successful paging procedure for Active Location Retrieval.

## 7.6.7 User state

This information element indicates the state of the User Identity in the domain/node indicated by the Requested-Domain/Requested-Node (see 7.2), with the values specified in 3GPP TS 23.078 [14] for Subscriber State and PS Domain Subscriber State, and with the values specified in 3GPP TS 29.272 [31] for EPS User State.

- The HSS shall make use of the operation MAP-PROVIDE-SUBSCRIBER-INFO towards the MSC/VLR to obtain this information if the requested domain is CS.
- The HSS shall make use of the operation S6a-IDR towards the MME to obtain this information if the requested domain is PS and the requested node is MME.
- The HSS shall make use of the operation MAP-PROVIDE-SUBSCRIBER-INFO or S6d-IDR towards the SGSN to obtain this information if the requested domain is PS and either the requested node is SGSN or the requested node is not present.
- The HSS shall make use of the operation S6a-IDR towards the MME and MAP-PROVIDE-SUBSCRIBER-INFO or S6d-IDR towards the SGSN to obtain this information if the requested domain is PS and the Requested Nodes is MME and SGSN.

This information element shall contain the information as received from the access nodes.

## 7.6.8 Charging information

This information element contains the addresses of the charging functions: primary Online Charging Function (PrimaryEventChargingFunctionName), secondary Online Charging Function (SecondaryEventChargingFunctionName), primary Charging Data Function (PrimaryChargingCollectionFunctionName), and secondary Charging Data Function (SecondaryChargingCollectionFunctionName). When a clash occurs between the charging function address(es) received over the ISC interface and those received over the Sh interface, the address(es) received over the ISC interface should take precedence.

**NOTE:** The use of the Sh interface to retrieve charging function addresses is not intended as a general-purpose alternative to receiving charging function addresses from the ISC interfaces. Rather, it is meant to address a special case where the AS needs to interact with the charging system before initiating a request to a user when the AS has not received the third party REGISTER for that user.

The AS shall extract the FQDN of the DiameterURI in these information elements and may use it as content of the Destination-Host AVP for the Diameter accounting requests. The parent domain of the FQDN in the DiameterURI shall be used as Destination-Realm. The number of labels used for the Destination-Realm shall be determined before the Charging Information is provisioned and may be a configuration option.

**NOTE:** A FQDN is an absolute domain name including a subdomain and its parent domain. The subdomain and the parent domain contain one or more labels separated by dots.

## 7.6.9 MSISDN

This information element contains a Basic MSISDN (see 3GPP TS 23.012 [19]) that is associated with the User Identity present in the request. All valid instances of this information element shall be included in the message.

## 7.6.10 PSIActivation

This information element contains the activation state of the Public Service Identity present in the request. Its possible values are:

- ACTIVE,
- INACTIVE.

## 7.6.11 DSAI

When a service is provisioned but not active, an Application Server is typically involved through the ISC interface in sessions where the Application Server is not supposed to perform any task but to proxy incoming transactions.

In order to avoid this disoptimization, a mechanism is provided for the Application Server to signal the HSS that a set of initial filter criteria should be 'masked' for a specific Public User Identity or Public Service Identity. This is, from the Application Server's perspective, just an indication, and an Application Server must be prepared to be involved in sessions even if the trigger that caused its involvement has been masked by that Application Server.

This information element contains the activation state of a Service (identified by its DSAI-tag, see section 7.14, for a specific user identified by a Public User Identity or of a Service identified by its PSI). Its possible values are:

- ACTIVE,
- INACTIVE.

In the HSS the DSAI can also be associated to a wildcarded PSI. In that case, there is a set of identities matching a specific wildcarded PSI and all the identities in the set share the same DSAIs. Any change in these DSAIs masked from a single identity of the set will apply to all the identities associated to that wildcarded PSI.

Each DSAI is implicitly bound to a list of (at least one) initial filter criteria. The binding is not exclusive, i.e. one instance of initial filter criteria may be bound to zero or more DSAIs, however all the iFCs bound to a given DSAI should trigger to the same AS (i.e. they should share the same ServerName), which is the only one allowed to update it.

An instance of initial filter criteria shall be included into the Service-Profile sent through the Cx Interface according to the operations described in 3GPP TS 29.228 [6] if at least one of the following conditions applies:

- No DSAI is bound to those initial filter criteria;
- At least one of the DSAIs bound to those initial filter criteria is set to ACTIVE.

## 7.6.12 Void

## 7.6.13 Service Level Trace Information

This information element contains the Service Level Tracing Information (see IETF draft-dawes-sipping-debug [21]) that is related to a specific Public Identifier. If the ServiceLevelTraceInfo is present, service level tracing shall be enabled in the Application Server for the related Public Identifier according to the configuration data received. If the ServiceLevelTraceInfo is not present, service level tracing is disabled in the Application Server for the related Public Identifier.

## 7.6.14 IP address secure binding information

This information element contains the IP address (or the prefix in the case of IPv6 stateless autoconfiguration) at any given time. See 3GPP TS 33.203 [22], Annex T.

## 7.6.15 Service Priority Level

This information element contains the Priority Level allowed for the Public Identity for Priority Service. If the ServicePriority Level is present, priority services are allowed for the Public Identity. See IETF RFC 4412 [25].

### 7.6.15A Extended Priority

This information element contains the following information elements:

- The PriorityNamespace information element provides the namespace as specified in IETF RFC 4412 [25] and to which the Extended Priority refers.
- The PriorityLevel information element provides the Priority Level allowed for the Public User Identity for a given PriorityNamespace.



## 7.6.16 SMSRegistrationInfo

This information element contains an IP-SM-GW number and the address of a Short Message Service Centre, see 3GPP TS 29.002 [13]. For the definition of an IP-SM-GW number, see 3GPP TS 23.008[27].

## 7.6.17 UE reachability for IP

This information element reflects the change of URRP-MME and/or URRP-SGSN parameters and indicates whether the UE has become reachable, i.e. when the URRP-MME and/or URRP-SGSN parameters was set and has been cleared due to UE activity notification from the MME and/or the SGSN, see 3GPP TS 29.272 [26]. It consists of the following subordinate information elements:

- UE-IP-REACHABILITY-MME. Its possible values are:
  - REACHABLE (0)
- UE-IP-REACHABILITY-SGSN. Its possible values are:
  - REACHABLE (0)

## 7.6.18 T-ADS Information

This information element indicates the RAT type that is serving the UE and whether or not IMS voice over PS Session is supported at the current Routing Area/Tracking Area.

The HSS shall make use of the appropriate S6a operation towards the MME and/or S6d/MAP operation towards the SGSN to retrieve this information.

The possible values for IMS voice over PS Session support are:

- IMS-VOICE-OVER-PS-NOT-SUPPORTED (0)
- IMS-VOICE-OVER-PS-SUPPORTED (1)
- IMS-VOICE-OVER-PS-SUPPORT-UNKNOWN (2)

The possible values of RAT type are specified in 3GPP TS 29.212 [28], subclause 5.3.31.

The HSS shall provide the most recent IMS Voice over PS Sessions support indication as indicated by the serving nodes. The HSS shall provide the RAT type, if available. The HSS may also provide the last UE activity time, if available.

**NOTE:** The Last UE Activity Time and the Last RAT Type may not be available to the HSS if all the serving nodes have indicated during the Update Location the same type of homogeneous support, or not support, of IMS Voice Over PS Sessions since, in that case, the serving nodes do not need to be explicitly requested for T-ADS Data.

If at least one serving node did not provide T-ADS data to the HSS, the HSS shall indicate that IMS Voice over PS Sessions support is unknown, i.e., the HSS shall not indicate support, or non-support, of IMS Voice over PS Sessions unless all registered serving nodes have provided indication of their support, or non-support, status. If at least one serving node provided T-ADS data to the HSS, the HSS may also provide the received last UE activity time and RAT type.

## 7.6.19 Private Identity

This information element contains the IMS Private User Identity or the IMSI. See 3GPP TS 23.003 [17]).

## 7.6.20 STN-SR

This information element indicates the Session Transfer Number for SRVCC (see 3GPP TS 23.003 [11]).

When STN-SR is updated, the HSS shall make use of the service S6a/S6d-IDR to update the STN-SR in the MME/SGSN.

## 7.6.21 UE SRVCC Capability

This information element indicates the SRVCC capability of the UE.

The possible values for the UE-SRVCC capability are:

- UE-SRVCC-CAPABILITY-NOT-SUPPORTED (0)
- UE-SRVCC-CAPABILITY-SUPPORTED (1)

## 7.6.22 CSRN

This information element contains a CS Domain Routing Number (see 3GPP TS 23.003) associated to the user identity of the request.

The HSS shall make use of the operation MAP-PROVIDE-ROAMING-NUMBER towards the MSC/VLR to obtain this information,

This information element is requested by AS when all terminating services have been already executed, then HSS is only interested in the CSRN received from MSC/VLR.

## 7.7 Subscription request type

This information element indicates the action requested for subscription to notifications. See 3GPP TS 29.329 [5] for the list of valid values.

## 7.8 Current Location

This information element indicates whether an active location retrieval has to be initiated or not when an AS requested location information. See 3GPP TS 29.329 [5] for the list of possible values.

## 7.9 Application Server Identity

This information element contains the identity of the Application Server. It is used for the AS permission check (see 6.2).

## 7.10 Application Server Name

This information element indicates application server's SIP URI. See 3GPP TS 29.229 [7] for the detailed definition of the AVP.

## 7.11 Requested Identity Set

This information element indicates the set of IMS Public Identities that the AS wishes to download. See 3GPP TS 29.329 [5] for the detailed definition of the AVP.

## 7.12 Expiry Time

This information element indicates the expiry time of the subscription to notifications in the HSS. See 3GPP TS 29.329 [5] for the detailed definition of this AVP.

## 7.13 Send Data Indication

This information element indicates the request that the User Data is sent in the response. See 3GPP TS 29.329 [5] for the detailed definition of this AVP.

## 7.14 DSAI Tag

An instance of Dynamic Service Activation Info is uniquely identified by the Public User/Service Identity and a DSAI tag. The same DSAI tag may be used for all the user profiles when indicating the same type of information, but not all the user profiles may contain the same set of tags.

Application Servers shall signal that they are not interested in being involved in new sessions by manipulating Dynamic Service Activation Info (DSAI) inside of dynamic service information data, see section 7.6.11.

## 7.15 Session-Priority

This information element indicates the session's priority level to the HSS. See 3GPP TS 29.229 [7].

## 7.16 One Time Notification

This information element indicates that the sender requests to be notified only one time. After the notification, the HSS shall remove the subscription. See 3GPP TS 29.329 [5] for the list of possible values.

## 7.17 Repository Data ID

This information element includes the service indication and the sequence number of a repository data. See 3GPP TS 29.329 [5] for the detailed definition of this AVP.

## 7.18 Pre-paging Supported

This information element indicates whether Pre-paging is supported by the AS. See 3GPP TS 29.329 [5] for the detailed definition of this AVP.

---

# 8 Protocol version identification

See 3GPP TS 29.329 [5].

---

# 9 Operational Aspects

See 3GPP TS 29.329 [5].

---

## Annex A (normative): Mapping of Sh operations and terminology to Diameter

### A.1 Introduction

This appendix gives mappings from Sh to Diameter protocol elements. Diameter protocol elements are defined in 3GPP TS 29.329 [5].

---

### A.2 Sh message to Diameter command mapping

The following table defines the mapping between stage 2 operations and Diameter commands:

**Table A.2.1: Sh message to Diameter command mapping**

<b>Sh message</b>	<b>Source</b>	<b>Destination</b>	<b>Command-Name</b>	<b>Abbreviation</b>
Sh-Pull	AS	HSS	User-Data-Request	UDR
Sh-Pull Resp	HSS	AS	User-Data-Answer	UDA
Sh-Update	AS	HSS	Profile-Update-Request	PUR
Sh-Update Resp	HSS	AS	Profile-Update-Answer	PUA
Sh-Subs-Notif	AS	HSS	Subscribe-Notifications-Request	SNR
Sh-Subs-Notif Resp	HSS	AS	Subscribe-Notifications-Answer	SNA
Sh-Notif	HSS	AS	Push-Notification-Request	PNR
Sh-Notif Resp	AS	HSS	Push-Notification-Answer	PNA

---

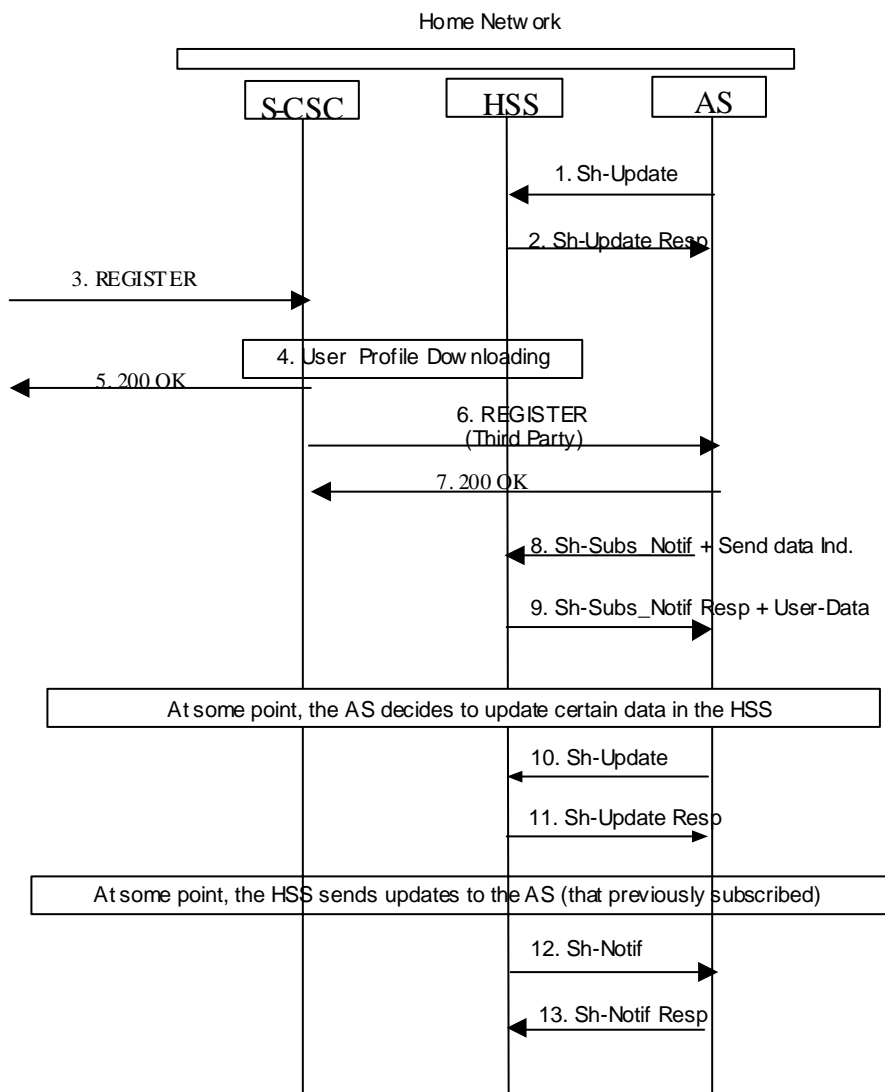
### A.3 Void

# Annex B (informative): Message flow

## B.1 Message flows

The following message flows give examples regarding which Diameter messages shall be sent in scenarios described in 3GPP TS 23.218 [4].

### B.1.1 Data Update, Registration, Notification Subscription.



**Figure B.1.1: Data Update, Registration, Notification Subscription**

1. A user subscribes to a new service. The operator provisions the service in an AS. The AS stores some service data for a user in the HSS, Sh-Update (user identity, updated data) e.g. repository data.
2. HSS confirms the data is updated
3. Some time later, user registers with the network

4. S-CSCF downloads the data from the HSS (during the procedure S-CSCF Registration Notification on Cx interface). Filter criteria specify that the AS wants to be notified that the end user is registered.
5. 200 OK
6. S-CSCF sends third party registration message to the application server to notify that user is registered.
7. 200 OK
8. The AS subscribes to notifications and downloads data needed for providing service from HSS, by means of Sh-Subs-Notif (user identity, requested data, service information and send data indication).
9. HSS confirms the subscription request and sends data to AS
10. At some moment, the AS decides to update user"s service data e.g. repository data in the HSS, by means of Sh-Update (user identity, updated data).
11. The HSS confirms the service data is updated.
12. At some moment, user data is updated in the HSS. As the AS subscribed to notifications (step 8), the HSS sends to the AS the requested updates, by means of Sh-Notif (user identity, updated data).
13. The AS acknowledges the notification.

---

## Annex C (informative): UML model of the data downloaded over Sh interface

The purpose of this UML model is to define in an abstract level the structure of the data downloaded over the Sh interface and describe the purpose of the different information classes included in it.

# C.1 General description

The following picture gives an outline of the UML model of the user profile, which is exchanged between the HSS and an AS:

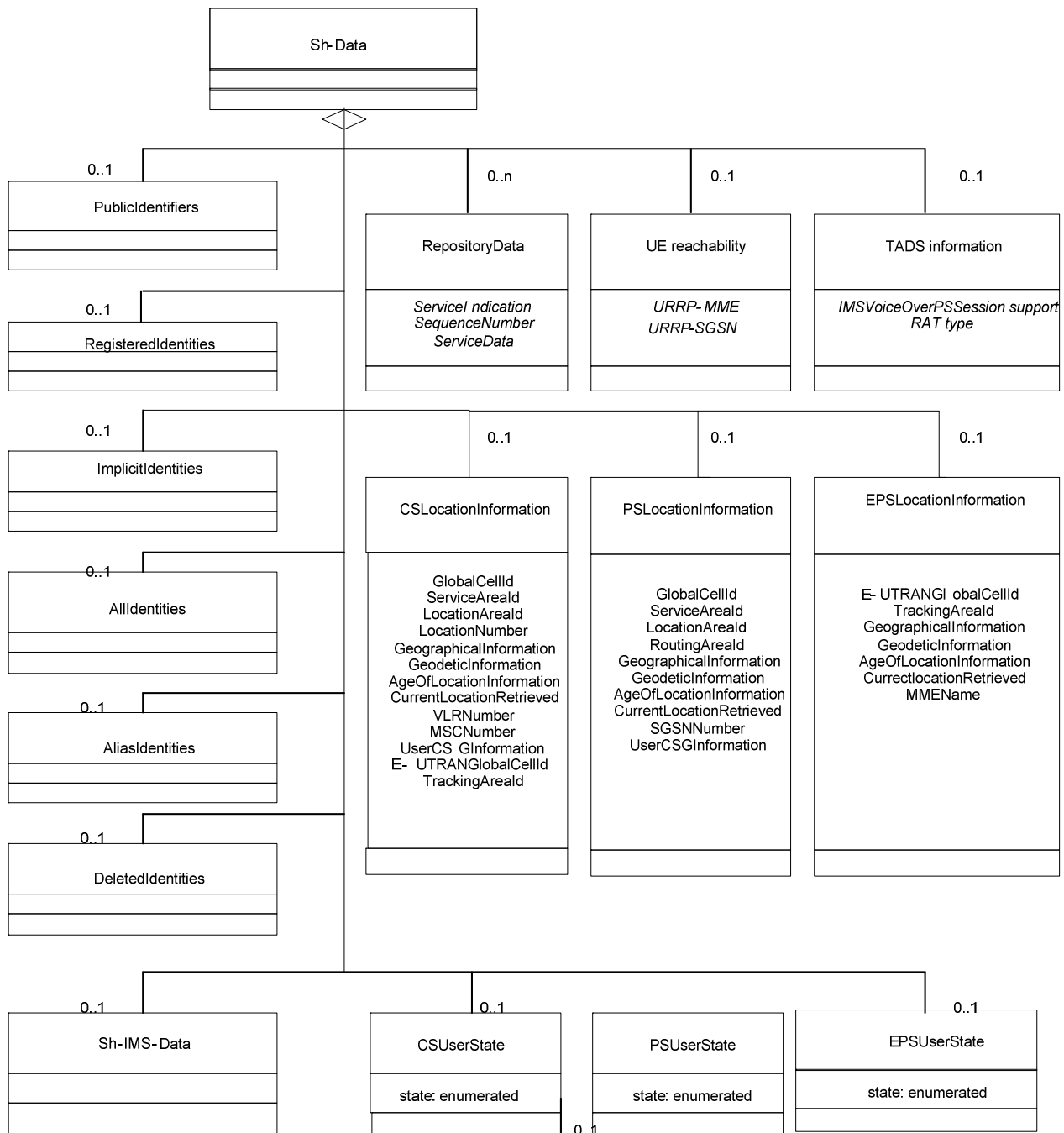


Figure C.1.1: Sh-Data

Each instance of the Sh-Data class contains 0 or 1 instance of the class PublicIdentifiers, 0 or n instances of the class RepositoryData, 0 or 1 instance of the class Sh-IMS-Data, 0 or 1 instance of the class CSUserState, 0 or 1 instance of the class PSUserState, 0 or 1 instance of the class CSLocationInformation and 0 or 1 instance of the class PSLocationInformation, 0 or 1 instance of the class RegisteredIdentities, 0 or 1 instance of the class ImplicitIdentities, 0 or 1 instance of the class AllIdentities, 0 or 1 instance of the class AliasIdentities, and 0 or 1 instance of the class DeletedIdentities.



If AS and HSS both support the Notif-Eff feature and AS requires more than one identity sets of a public identity, or it has subscribed to be notified of changes to IMSPublicIdentity (see table 7.6.1), the class PublicIdentifiers shall not be used. Instead the classes RegisteredIdentities, ImplicitIdentities, AllIdentities and AliasIdentities shall be used and they contain the REGISTERED\_IDENTITIES, IMPLICIT\_IDENTITIES, ALL\_IDENTITIES and ALIAS\_IDENTITIES associated with the IMS Public Identity included in the request respectively, See Table 6.1.1.1 for the detailed information. The class PublicIdentifiers or the one among the four which may be used to contain the corresponding identity set can both be used when AS requires only one identity set of a public identity.

If AS or HSS do not support the Notif-Eff feature, the classes RegisteredIdentities, ImplicitIdentities and AllIdentities shall not be used. Instead the class PublicIdentifiers shall be used.

If Public Identity(ies) are deleted and the AS has subscribed to be notified of changes to IMSPublicIdentity(see table 7.6.1), the class DeletedIdentities shall not be used. If Public Identity(ies) are deleted and the AS has not subscribed to be notified of changes to IMSPublicIdentity but has any other subscription active for the deleted identity(ies), the HSS shall notify the AS of the deletion of the identity(ies) using the class DeletedIdentities.

Class RepositoryData contains repository data (transparent data) for a given service that are associated to a Public user Identity or a group of alias Public User Identities. It has attributes ServiceIndication, SequenceNumber and ServiceData.

Class CSUserState contains the state of a user in the CS domain. Its only attribute, State, is an enumeration whose possible values are defined in section 7.6.7.

Class PSUserState contains the state of a user in the PS domain (SGSN). Its only attribute, State, is an enumeration whose possible values are defined in section 7.6.7.

NOTE: the fact that attribute State is an enumeration is a difference from what can be carried in the MAP protocol.

Class EPSUserState contains the state of a user in the PS domain (MME). Its only attribute, State, is an enumeration whose possible values are defined in section 7.6.7.

Class CSLocationInformation has the attributes Location Number, Service Area ID, GlobalCellId, LocationAreaId, GeographicalInformation, GeodeticInformation, VLR Number, MSC Number, AgeOfLocationInformation, CurrentLocationRetrieved and UserCSGInformation. They are defined in 7.6.

Class PSLocationInformation has the attributes ServiceAreaId, GlobalCellId, LocationAreaID, RoutingAreaID, GeographicalInformation, GeodeticInformation, SGSN Number, AgeOfLocationInformation, CurrentLocationRetrieved and UserCSGInformation. They are defined in 7.6.

Class EPSLocationInformation has the attributes E-UTRANCellGlobalId, TrackingAreaID, GeographicalInformation, GeodeticInformation, MME Name, AgeOfLocationInformation and CurrentLocationRetrieved. They are defined in 7.6.

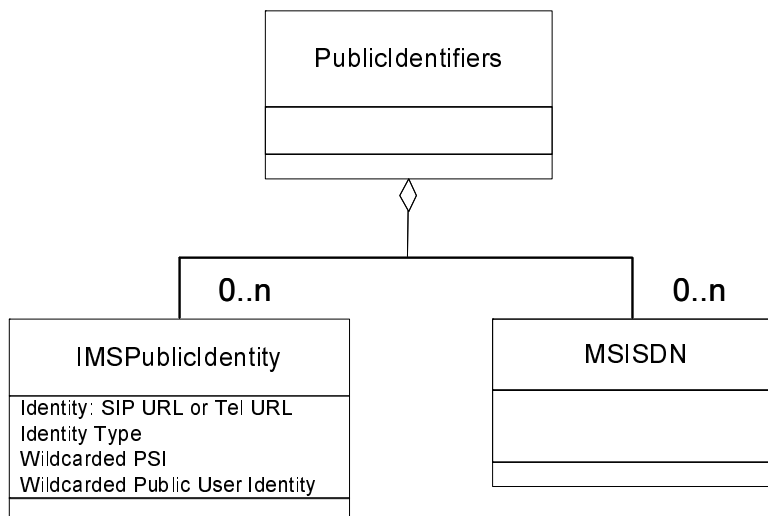
Class DeletedIdentities contains Public Identities (IMS Public User Identities or Public Service Identities) removed from the HSS.

Class UReachabilityForIP contains the UE reachability for IP. Its only attribute, UE-IP-Reachable-MME, is an enumeration whose possible values are defined in section 7.6.16.

Class IMSVoiceOverPSSessionsSupport contains the support of IMS voice over PS at the current access. Its only attribute, SupportIndication, is an enumeration whose possible values are defined in section 7.6.18.

## C.2 PublicIdentifiers

The following picture details the UML model of the class PublicIdentifiers:

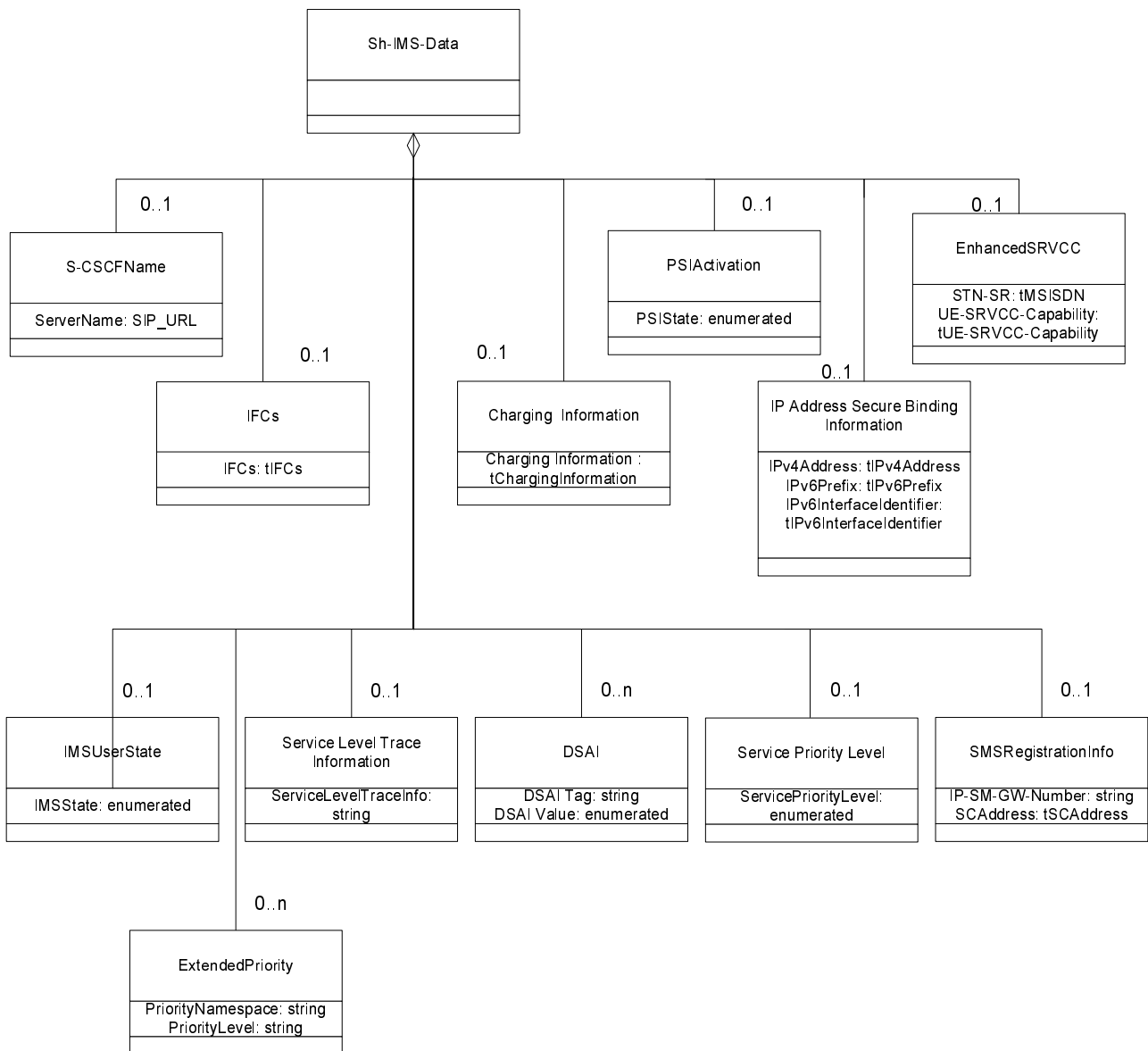


**Figure C.2.1: The UML model of the class PublicIdentifiers**

Class PublicIdentifiers contains 0 or more public user identities which may be either of class IMSPublicIdentity or of class MSISDN. The identifiers are of format SIP URL, tel URI or MSISDN. Instances of class IMSPublicIdentity shall contain a Public User Identity, a distinct PSI or an identity matching a Wildcarded PSI or a Wildcarded Public User Identity in the HSS. They shall contain the Identity Type and the wildcarded identity if the Identity in the request matches a wildcarded identity in the HSS.

### C.3 Sh-IMS-Data

The following picture details the UML model of the class Sh-IMS-Data.



**Figure C.3.1: Sh-IMS-Data**

Each instance of the class Sh-IMS-Data contains 0 or 1 instance of the class S-CSCFName, 0 to 1 instance of the class IFCs, 0 or 1 instance of the class IMSUserState, 0 or 1 instance of the class ChargingInformation, 0 or 1 instance of the class PSIActivation, 0 or 1 instance of the class DSAI, 0 or 1 instance of the class ServiceLevelTraceInfo and 0 or 1 instance of the class IPAddressSecureBindingInformation.

Class S-CSCFName contains a SIP URI. See section 7.6.4 for further details.

Class IFCs contains 0 to n instances of the initial filter criteria of the multimedia public identity that the AS included in the request. The initial filter criteria is defined in 3GPP TS 29.228 [6].

Class IMSUserState contains the registration state of the identity given by the attribute of class Sh-IMS-Data. See section 7.6 for possible values.

Class Charging Information contains the online and offline charging function addresses. See section 7.6 for possible values.

Class PSIActivation contains the activation state of the Public Service Identity given by the attribute of class Sh-IMS-Data. See section 7.6 for possible values.

Class DSAI contains the DSAI Tag and a DSAI Value (reflecting the activation state) for services the user is subscribed to. See section 7.14 for contents and usage.

Class ServiceLevelTraceInfo contains the Service Level Trace configuration information to enable the Application Server to perform service level tracing related to a specific Public Identifier. See section 7.6.13 for contents and usage.

Class IPAddressSecureBindingInformation contains either 0 or one IPv4 address, either 0 or one IPv6 prefix and/or IPv6 interface identifier. See section 7.6.14 for contents and usage.

Class ServicePriorityLevel contains the Service Priority Level allowed for the Public Identity to be used for priority services. See section 7.6.15 for contents and usage.

Class SMSRegistrationInfo contains the IP-SM-GW-Number and the Service Centre Address. See section 7.6.16 for further details.

Class Enhanced SRVCC contains the Session Transfer Number (see 3GPP TS 23.003 [11] and the SRVCC Capability of the UE (see 3GPP TS 23.237 [32]). See 7.6.20 and 7.6.21 respectively for further details.

Class ExtendedPriority contains the PriorityNamespace and the PriorityLevel information elements. See Section 7.6.15A for further details.

## Annex D (normative): XML schema for the Sh interface user profile

The file ShDataType\_Rel8.xsd, attached to this specification, contains the XML schema for the user profile that is sent over the Sh interface. The user profile XML schema defines the data types that are used in the user profile XML. The data that is allowed to be sent in the user profile may vary depending on the features supported by the Diameter end points, see 3GPP TS 29.329 [5]. The user profile XML schema file is intended to be used by an XML parser. The version of the Sh application sending the user profile XML shall be the same as the version of the sent user profile XML and thus it implies the version of the user profile XML schema to be used to validate it.

Tables D.1 and D.2 describe the data types and the dependencies among them that configure the user profile XML schema.

**Table D.1: XML schema for the Sh user profile interface: simple data types**

Data type	Tag	Base type	Comments
tPriority	Priority	integer	>= 0
tProfilePartIndicator	ProfilePartIndicator	enumerated	Possible values: 0 (REGISTERED) 1 (UNREGISTERED)
tGroupID	Group	integer	>= 0
tRegistrationType	RegistrationType	enumerated	Possible values: 0 (INITIAL_REGISTRATION) 1 (RE-REGISTRATION) 2 (DE-REGISTRATION)
tDefaultHandling	DefaultHandling	enumerated	Possible values: 0 (SESSION_CONTINUED) 1 (SESSION_TERMINATED)
tDirectionOfRequest	SessionCase	enumerated	Possible values: 0 (ORIGINATING_SESSION) 1 (TERMINATING_SESSION) 2 (TERMINATING_UNREGISTERED) 3 (ORIGINATING_UNREGISTERED) 4 (ORIGINATING_CDIV)
tIMSUserState	IMSUserState	Enumerated	Possible values: 0 (NOT_REGISTERED) 1 (REGISTERED) 2 (REGISTERED_UNREG_SERVICES) 3 (AUTHENTICATION_PENDING)
tCSUserState	CSUserState	Enumerated	Possible values (as defined in 3GPP TS 23.078 [14]): 0 (CAMELBusy) 1 (NetworkDeterminedNotReachable) 2 (AssumedIdle) 3 (NotProvidedfromVLR)
tPSUserState	PSUserState	Enumerated	Possible values (as defined in 3GPP TS 23.078 [14]): 0 (Detached) 1 (AttachedNotReachableForPaging) 2 (AttachedReachableForPaging) 3 (ConnectedNotReachableForPaging) 4 (ConnectedReachableForPaging) 5 (NotProvidedFromSGSN or MME) 6 (NetworkDeterminedNotReachable)
tLocationNumber	LocationNumber	string	Syntax described in ITU-T Q.763 [9] (Base64 encoded according to IETF RFC 2045 [15]). Length >=4 and <=16 (multiples of 4).
tCellGlobalId	CellGlobalId	string	Syntax described in 3GPP TS 29.002 [13] (Base64 encoded according to IETF RFC 2045 [15]). Length = 12.
tServiceAreaId	ServiceAreaId	string	Syntax described in 3GPP TS 29.002 [13] (Base64 encoded according to IETF RFC 2045 [15]). Length = 12.
tLocationAreaId	LocationAreaId	string	Syntax described in 3GPP TS 29.002 [13] (Base64 encoded according to IETF RFC 2045 [15]). Length = 8.

tRoutingAreald	RoutingAreald	string	Syntax described in 3GPP TS 29.002 [13] (Base64 encoded according to IETF RFC 2045 [15]). Length = 8.
tGeographicalInformation	GeographicalInformation	string	Syntax described in 3GPP TS 29.002 (base 64 encoded according to IETF RFC 2045). Length = 12.
tGeodeticInformation	GeodeticInformation	string	Syntax described in 3GPP TS 29.002 [13] (Base64 encoded according to IETF RFC 2045 [15]). Length = 16.
tAgeOfLocationInformation	AgeOfLocationInformation	integer	>=0, <=32767
tCSGId	CSGId	string	Syntax described in 3GPP TS 29.002 [13] (Base64 encoded according to IETF RFC 2045 [15]). Length = 4.
tAccessMode	AccessMode	string	Syntax described in 3GPP TS 29.002 [13] (Base64 encoded according to IETF RFC 2045 [15]). Length = 1.
tTrackingAreald	TrackingAreald	string	Syntax described in 3GPP TS 29.002 [13] (Base64 encoded according to IETF RFC 2045 [15]). Length = 6.
tE-UTRANCellGlobalId	E-UTRANCellGlobalId	string	Syntax described in 3GPP TS 29.002 [13] (Base64 encoded according to IETF RFC 2045 [15]). Length = 12.
tAddressString	AddressString	string	Syntax described in 3GPP TS 29.002 [13] (Base64 encoded according to IETF RFC 2045 [15]). Length >= 4 and <=28 (multiples of 4).
tMSISDN	MSISDN	string	Number structure described in 3GPP TS 23.003 [11]. ASCII encoded according to ANSI X3.4 [20].
tSIP_URL	IMSPublicIdentity	anyURI	Syntax described in IETF RFC 3261 [16]
tTEL_URL	IMSPublicIdentity	anyURI	Syntax described in IETF RFC 3966 [17]
tDiameterURI	DiameterURI	string	Syntax of a Diameter URI as described in IETF RFC 3588 [8]
tIMSPublicIdentity	IMSPublicIdentity	(union)	Union of tSIP_URL and tTEL_URL
tIdentityType	IdentityType	enumerated	Possible values: 0 (PUBLIC_USER_IDENTITY) 1 (DISTINCT_PSI) 2 (WILDCARDED_PSI) 3 (WILDCARDED_IMPU)
tWildcardedPSI	WildcardedPSI	anyURI	Syntax described in 3GPP TS 23.003 [11].
tWildcardedIMPU	WildcardedIMPU	anyURI	Syntax described in 3GPP TS 23.003 [11].
tServiceInfo	ServiceInfo	string	
tDSAI-Tag	DSAI-Tag	string	
tString	RequestURI, Method, Header, Content, Line, MMENAME	string	
tBool	ConditionTypeCNF, ConditionNegated	boolean	Possible values: 0 (false) 1 (true)
tSequenceNumber	SequenceNumber	integer	>=0, <=65535
tPSIActivation	PSIActivation	enumerated	Possible Values: 0 (INACTIVE) 1 (ACTIVE)
tDSAI-Value	DSAI-Value	enumerated	Possible values are: 0 (ACTIVE) 1 (INACTIVE)
tServiceLevelTraceInfo	ServiceLevelTraceInfo	String	Syntax described in clause 14 within IETF draft-dawes-sipping-debug [21]
tIPv4Address	IPv4Address	String	Syntax described in IETF RFC 791 [23] Length = 4
tIPv6Prefix	IPv6Prefix	String	Syntax described in IETF RFC 4291 [24] Length >= 0 and <= 16
tIPv6Address	IPv6Address	String	Syntax described in IETF RFC 4291 [24] Length >= 0 and <= 16
tServicePriorityLevel	ServicePriorityLevel	enumerated	Possible values: 0 (Highest priority) 1 2 3 4 (Lowest priority)

tUEIPReachabilityMME	UEIPReachabilityMME	enumerated	Possible values: 0 (REACHABLE)
tUEIPReachabilitySGSN	UEIPReachabilitySGSN	enumerated	Possible values: 0 (REACHABLE)
tIP-SM-GW-Number	IP-SM-GW-Number	String	Syntax described in 3GPP TS 23.008[27]
tIMSVoiceOverPSSessionSupport	IMSVoiceOverPSSessionSupport	enumerated	Possible Values: 0 (IMS-VOICE-OVER-PS-NOT-SUPPORTED) 1 (IMS-VOICE-OVER-PS-SUPPORTED) 2 (IMS-VOICE-OVER-PS-SUPPORT-UNKNOWN)
tRATtype	RATtype	enumerated	Possible Values are defined in 3GPP TS 29.212 [28], subclause 5.3.31
tDateTime	LastUEActivityTime	dateTime	
tUE-SRVCC-Capability	UE-SRVCC-Capability	enumerated	Possible Values: 0 (UE-SRVCC-CAPABILITY-NOT-SUPPORTED) 1 (UE-SRVCC-CAPABILITY-SUPPORTED)
tPriorityNamespace	PriorityNamespace	string	Possible values are those of the namespaces that are defined in IETF RFC 4412 [25] or defined according to the IANA registration procedure described in IETF RFC 4412 [25] for Resource-Priority Namespaces.
tPriorityLevel	PriorityLevel	string	Possible values depend on the PriorityNamespace and are specified with the associated namespace that is defined in IETF RFC 4412 [25] or defined according to the IANA registration procedure described in IETF RFC 4412 [25] for Resource-Priority Namespaces.
tSCAddress	SCAddress	string	Syntax described in 3GPP TS 29.002 [13]

Table D.2: XML schema for the Sh user profile interface: complex data types

Data type	Tag	Compound of		
		Tag	Type	Cardinality
Sh-Data	Sh-Data	PublicIdentifiers	tPublicIdentity	0 to 1
		RepositoryData	tTransparentData	0 to n
		Sh-IMS-Data	tShIMSData	0 to 1
		CSLocationInformation	tCSLocationInformation	0 to 1
		PSLocationInformation	tPSLocationInformation	0 to 1
		CSUserState	tCSUserState	0 to 1
		PSUserState	tPSUserState	0 to 1
Sh-Data-Extension	Extension	Extension	tSh-Data-Extension	0 to 1
		RegisteredIdentities	tPublicIdentity	0 to 1
		ImplicitIdentities	tPublicIdentity	0 to 1
		AllIdentities	tPublicIdentity	0 to 1
		AliasIdentities	tPublicIdentity	0 to 1
Sh-Data-Extension2	Extension	Extension	tSh-Data-Extension2	0 to 1
		DeletedIdentities	tPublicIdentity	0 to 1
Sh-Data-Extension3	Extension	Extension	tSh-Data-Extension3	0 to 1
		TADSInformation	tTADSInformation	0 to 1
Sh-Data-Extension4	Extension	Extension	tSh-Data-Extension4	0 to 1
		EPSUserState	tPSUserState	0 to 1
TransparentData	RepositoryData	ServiceIndication	string	1
		SequenceNumber	tSequenceNumber	1
		ServiceData	tServiceData	0 to 1
ServiceData	any	any	1	
IFCs	IFCs	InitialFilterCriteria	tInitialFilterCriteria	0 to n
ShIMSData	Sh-IMS-Data	SCSCFName	tSIP_URL	0 to 1
		IFCs	tIFCs	0 to 1
		IMSUserState	tIMSUserState	0 to 1
		ChargingInformation	tChargingInformation	0 to 1
		Extension	tShIMSDataExtension	(0 to 1)
ShIMSDataExtension	Extension	PSIActivation	tPSIActivation	(0 to 1)
		Extension	tShIMSDataExtension2	0 to 1
ShIMSDataExtension2	Extension	DSAI	tDSAI	0 to n
		Extension	tShIMSDataExtension3	(0 to 1)
		ServiceLevelTraceInfo	tServiceLevelTraceInfo	(0 to 1)
ShIMSDataExtension3	Extension	IPv4Address	tIPv4Address	0 to 1
		IPv6Prefix	tIPv6Prefix	0 to 1
		IPv6Address	tIPv6Address	0 to 1
		ServicePriorityLevel	tServicePriorityLevel	0 to 1
		UEReachabilityForIP	tUEReachabilityForIP	0 to 1
		SMSRegistrationInfo	tSMSRegistrationInfo	0 to 1
		Extension	tShIMSDataExtension4	0 to 1
ShIMSDataExtension4	Extension	STN-SR	tMSISDN	0 to 1
		UE-SRVCC-Capability	tUE-SRVCC-Capability	0 to 1
		ExtendedPriority	tExtendedPriority	0 to n
		CSRN	tMSISDN	0 to 1



CSLocationInformation	CSLocationInformation	LocationNumber	tLocationNumber	0 to 1	
		Choice of	CellGlobalId	tCellGlobalId	0 to 1
			ServiceAreaId	tServiceAreaId	0 to 1
			LocationAreaId	tLocationAreaId	0 to 1
			GeographicalInformation	tGeographicalInformation	0 to 1
		GeodeticInformation	tGeodeticInformation	0 to 1	
		VLNNumber	tISDNAddress	0 to 1	
		MSCNumber	tISDNAddress	0 to 1	
		CurrentLocationRetrieved	tBool	0 to 1	
		AgeOfLocationInformation	tAgeOfLocationInformation	0 to 1	
Extension	tCSLocationInformation-Extension	0 to 1			
CSLocationInformation-Extension	CSLocationInformation-Extension	UserCSGInformation	tUserCSGInformation	0 to 1	
		Extension	tCSLocationInformation-Extension2	0 to 1	
CSLocationInformation-Extension2	CSLocationInformation-Extension2	E-UTRANCellGlobalId	tE-UTRANCellGlobalId	0 to 1	
		TrackingAreaId	tTrackingAreaId	0 to 1	
PSLocationInformation	PSLocationInformation	Choice of	CellGlobalId	tCellGlobalId	0 to 1
			ServiceAreaId	tServiceAreaId	0 to 1
			LocationAreaId	tLocationAreaId	0 to 1
			RoutingAreaId	tRoutingAreaId	0 to 1
		GeographicalInformation	tGeographicalInformation	0 to 1	
		GeodeticInformation	tGeodeticInformation	0 to 1	
		SGSNNumber	tISDNAddress	0 to 1	
		CurrentLocationRetrieved	tBool	0 to 1	
		AgeOfLocationInformation	tAgeOfLocationInformation	0 to 1	
		Extension	tPSLocationInformation-Extension	0 to 1	
PSLocationInformation-Extension	PSLocationInformation-Extension	UserCSGInformation	tUserCSGInformation	0 to 1	
EPSLocationInformation	EPSLocationInformation	E-UTRANCellGlobalId	tE-UTRANCellGlobalId	0 to 1	
		TrackingAreaId	tTrackingAreaId	0 to 1	
		GeographicalInformation	tGeographicalInformation	0 to 1	
		GeodeticInformation	tGeodeticInformation	0 to 1	
		MMENAME	tString	0 to 1	
		CurrentLocationRetrieved	tBool	0 to 1	
		AgeOfLocationInformation	tAgeOfLocationInformation	0 to 1	
UserCSGInformation	UserCSGInformation	CSGId	tCSGId	1	
Extension	tUserCSGInformation-Extension	0 to 1			
UserCSGInformation-Extension	UserCSGInformation-Extension	AccessMode	tAccessMode	0 to 1	
		CMI	tBool	0 to 1	
TADSIinformation	TADSIinformation	IMSVoiceOverPSSessionSupport	tIMSVoiceOverPSSessionSupport	1	
		RATtype	tRATtype	0 to 1	
		Extension	tTADSIinformationExtension	0 to 1	
TADSIinformationExtension	TADSIinformationExtension	LastUEActivityTime	tDateTime	0 to 1	
ISDNAddress	ISDNAddress	AddressString	tAddressString	0 to 9	
		IMSPublicIdentity	tIMSPublicIdentity	0 to n	
PublicIdentity	PublicIdentifiers	MSISDN	tMSISDN	0 to n	
		Extension	tPublicIdentityExtension	(0 to 1)	
		IdentityType	tIdentityType	(0 to 1)	
PublicIdentityExtension	Extension	WildcardedPSI	tWildcardedPSI	(0 to 1)	
		Extension	tPublicIdentityExtension2	(0 to 1)	
PublicIdentityExtension2	Extension	WildcardedIMPU	tWildcardedIMPU	(0 to 1)	
InitialFilterCriteria	InitialFilterCriteria	Priority	tPriority	1	
		TriggerPoint	tTrigger	0 to 1	
		ApplicationServer	tApplicationServer	1	
		ProfilePartIndicator	tProfilePartIndicator	0 to 1	
Trigger	TriggerPoint	ConditionTypeCNF	tBool	1	
		SPT	tSePoTri	0 to n	
SePoTri	SPT	ConditionNegated	tBool	0 to 1	
		Choice of	Group	tGroupID	1 to n
			RequestURI	tString	1
			Method	tString	1
			SIPHeader	tHeader	1
			SessionCase	tDirectionOfRequest	1
			SessionDescription	tSessionDescription	1
Extension	tSePoTriExtension	(0 to 1)			
SePoTriExtension	Extension	RegistrationType	tRegistrationType	(0 to 2)	
Header	SIPHeader	Header	tString	1	
		Content	tString	0 to 1	
SessionDescription	SessionDescription	Line	tString	1	

		Content	tString	0 to 1
ApplicationServer	ApplicationServer	ServerName	tSIP_URL	1
		DefaultHandling	tDefaultHandling	0 to 1
		ServiceInfo	tServiceInfo	0 to 1
ChargingInformation	ChargingInformation	PrimaryEventChargingFunctionName	tDiameterURI	0 to 1 (note 2)
		SecondaryEventChargingFunctionName	tDiameterURI	0 to 1
		PrimaryChargingCollectionFunctionName	tDiameterURI	0 to 1 (note 2)
		SecondaryChargingCollectionFunctionName	tDiameterURI	0 to 1
DSAI	DSAI	DSAI-Tag	tDSAI-Tag	1
		DSAI-Value	tDSAI-Value	1
UEReachabilityForIP	UEReachabilityForIP	UEIPReachabilityMME	tUEIPReachabilityMME	(0 to 1)
		Extension	tUEReachabilityForIPEExtension	(0 to 1)
UEReachabilityForIPEExtension	Extension	UEIPReachabilitySGSN	tUEIPReachabilitySGSN	(0 to 1)
SMSRegistrationInfo	SMSRegistrationInfo	IP-SM-GW-Number	tIP-SM-GW-Number	1
		Extension	tSMSRegistrationInfoExtension	(0 to 1)
SMSRegistrationInfoExtension	SMSRegistrationInfoExtension	SCAddress	tSCAddress	(0 to 1)
ExtendedPriority	ExtendedPriority	PriorityNamespace	tPriorityNamespace	1
		PriorityLevel	tPriorityLevel	1

NOTE 1: 'n' shall be interpreted as non-bounded.

NOTE 2: At least one of these two information elements (PrimaryEventChargingFunctionName or PrimaryChargingCollectionFunctionName) shall be present.

Annex E:  
Void

## Annex F (informative): Change history

Change history							
Date	TSG #	TSG Doc.	CR	Rev	Subject/Comment	Old	New
Jun 2002	CN#16	NP-020277			Version 2.0.0 approved at CN#16	2.0.0	5.0.0
Sep 2002	CN#17	NP-020450	1	1	The Correction of Section 7 Numbering and internal referencing	5.0.0	5.1.0
Sep 2002	CN#17	NP-020450	2	1	Correction of handling of subscriptions to notifications	5.0.0	5.1.0
Sep 2002	CN#17	NP-020450	3	1	Definition of User Location for Sh interface	5.0.0	5.1.0
Sep 2002	CN#17	NP-020450	4	1	Definition of User State for Sh interface	5.0.0	5.1.0
Sep 2002	CN#17	NP-020450	5	-	Missing references to XML schema for Sh interface	5.0.0	5.1.0
Sep 2002	CN#17	NP-020450	6	-	Extensibility of XML schema for Sh interface	5.0.0	5.1.0
Dec 2002	CN#18	NP-020592	007	-	Removal of upper bounds in Sh i/f user profile and correction of mistake in XML schema documentation	5.1.0	5.2.0
Dec 2002	CN#18	NP-020593	008	1	Clarification on update of repository data	5.1.0	5.2.0
Dec 2002	CN#18	NP-020593	009	1	Removing the DDF dependencies from Sh interface	5.1.0	5.2.0
Dec 2002	CN#18	NP-020592	013	2	Error handling in HSS when being updated with too much data	5.1.0	5.2.0
Dec 2002	CN#18	NP-020591	014	-	Correction of the SPI	5.1.0	5.2.0
Jan 2003					Restoration of Annex E	5.2.0	5.2.1
Mar 2003	CN#19	NP-030102	012	3	Initial Filter Criteria	5.2.0	5.3.0
Mar 2003	CN#19	NP-030102	015	-	Deletion of Annex E	5.2.0	5.3.0
Mar 2003	CN#19	NP-030102	016	2	Update after Diameter has become RFC	5.2.0	5.3.0
Mar 2003	CN#19	NP-030102	017	1	Correction to application server identity	5.2.0	5.3.0
Mar 2003	CN#19	NP-030102	018	2	Clarification on Sh interface for charging purposes	5.2.0	5.3.0
Mar 2003	CN#19	NP-030101	019	2	Change of SPI to SPT	5.2.0	5.3.0
Apr 2003					ShDataType.xsd - file attached	5.3.0	5.3.1
Apr 2003					Updated ShDataType.xsd - file attached	5.3.1	5.3.2
Jun 2003	CN#20	NP-030216	022	1	Co-ordination of Update of Repository Data	5.3.2	5.4.0
Jun 2003	CN#20	NP-030216	023	1	Enhanced description of Sh-Pull Request and Response	5.3.2	5.4.0
Jun 2003	CN#20	NP-030216	024	2	Enhanced description of Sh-Notif and Sh-Notif-Subs Request and Response	5.3.2	5.4.0
Jun 2003	CN#20	NP-030216	025	2	A range of editorial changes and corrections and additions of references	5.3.2	5.4.0
Jun 2003	CN#20	NP-030216	027	-	Discrepancy between XML schema of Cx and Sh interface	5.3.2	5.4.0
Jun 2003	CN#20	NP-030216	029	-	Correction to the use of User-Identity	5.3.2	5.4.0
Jun 2003	CN#20	NP-030216	030	-	Clarification on the handling of the "Charging Information" via the Sh interface	5.3.2	5.4.0
Sep 2003	CN#21	NP-030384	032	2	Correction of message flow	5.4.0	5.5.0
Sep 2003	CN#21	NP-030384	033	2	Correction of Sh data definition in Annex C and D	5.4.0	5.5.0
Sep 2003	CN#21	NP-030384	035	2	Mistakes in the XML schema	5.4.0	5.5.0
Dec 2003	CN#22	NP-030501	038	-	XML Schema Correction	5.5.0	5.6.0
Dec 2003	CN#22	NP-030501	041	-	The extensibility of the XML schema	5.5.0	5.6.0
Dec 2003	CN#22	NP-030518	042	-	Clarification of inclusion of elements in Charging Information	5.5.0	5.6.0
Dec 2003	CN#22				Reference [8] updated	5.5.0	5.6.0
Dec 2003	CN#22	NP-030510	026	3	Introduction of Presence Stage 3 (Ph) to the Sh interface	5.6.0	6.0.0
Mar 2004	CN#23	NP-040055	036	2	Dh interface	6.0.0	6.1.0
Mar 2004	CN#23	NP-040055	043	2	Clarification of the AS Permissions List and its relevance to table 7.6.1	6.0.0	6.1.0
Mar 2004	CN#23	NP-040135	045	3	Clarification of which Public Identities are downloaded	6.0.0	6.1.0
June 2004	CN#24	NP-040220	0085	2	Mapping to Diameter AVP for Requested Identity Set	6.1.0	6.2.0
Sep 2004	CN#25	NP-040401	094	1	Triggering initial REGISTER messages	6.2.0	6.3.0
Sep 2004	CN#25	NP-040401	088	1	XML versioning	6.2.0	6.3.0
Dec 2004	CN#26	NP-040531	097	2	Removal of Notification of the Authentication Pending State upon Registration	6.3.0	6.4.0
Dec 2004	CN#26	NP-040531	102	2	Only One Error Required for the AS Permissions Table Checking Procedure	6.3.0	6.4.0
Dec 2004	CN#26	NP-040531	103	-	Default Handling of Error Cases	6.3.0	6.4.0
Dec 2004	CN#26	NP-040578	104	-	Access Key for Charging Information	6.3.0	6.4.0
Dec 2004	CN#26	NP-040578	108	2	Handling of Information Element marked as (M), (C) or (O)	6.3.0	6.4.0
Dec 2004	CN#26	NP-040531	101	1	Sh-Pull Data Download	6.3.0	6.4.0
Mar 2005	CN#27	NP-050031	099	5	Sh-Update needs to include Data-Reference to be future proof	6.4.0	6.5.0
Mar 2005	CN#27	NP-050038	111	1	Clarification on requested identity set	6.4.0	6.5.0
Mar 2005	CN#27	NP-050031	113	-	Align UML Model and the XML schema for Public Identity	6.4.0	6.5.0
Mar 2005	CN#27	NP-050031	116	1	Conditional Service indication in Sh-Subs-Notif	6.4.0	6.5.0
Mar 2005	CN#27	NP-050031	118	-	Sh Diameter AVP Mapping Correction	6.4.0	6.5.0
Mar 2005	CN#27	NP-050031	121	2	Clarification of Sh Access Keys	6.4.0	6.5.0
Mar 2005	CN#27	NP-050038	122	2	Multiple Terminals in Sh	6.4.0	6.5.0
Jun 2005	CT#28	CP-050082	127	-	Sh user-data correction	6.5.0	6.6.0

Jun 2005	CT#28	CP-050087	130	1	Sh procedures applicable to Public Service Identity	6.5.0	6.6.0
Jun 2005	CT#28	CP-050082	134	1	Behavior of HSS when it accepts Sh-Subs-Notif message	6.5.0	6.6.0
Jun 2005	CT#28	CP-050087	137	1	Editorial corrections	6.5.0	6.6.0
Jun 2005	CT#28	CP-050082	139	-	XML correction for iFC	6.5.0	6.6.0
Sep 2005	CT#29	CP-050283	146	-	Correction to Sh-IMS-Data for Intial Filter Criteria	6.6.0	6.7.0
Sep 2005	CT#29	CP-050283	152	1	ISDN-address correction	6.6.0	6.7.0
Sep 2005	CT#29	CP-050424	154	-	Update of the IETF RFC for tel URI	6.6.0	6.7.0
Sep 2005	CT#29	CP-050294	155	2	PSI Activation	6.6.0	6.7.0
Sep 2005	CT#29	CP-050282	160	-	Charging-Information correction	6.6.0	6.7.0
Dec 2005	CT#30	CP-050604	144	5	XML syntax correction	6.7.0	6.8.0
Dec 2005	CT#30	CP-050611	161	2	Correction of the use of Data Reference 10 for Public Service Identities	6.7.0	6.8.0
Dec 2005	CT#30	CP-050605	167	-	PSUserState correction	6.7.0	6.8.0
Dec 2005	CT#30	CP-050625	162	3	Notification Efficiency	6.8.0	7.0.0
Dec 2005	CT#30	CP-050625	163	3	Management of Sh subscriptions	6.8.0	7.0.0
Mar 2006	CT#31	CP-060084	0168	2	User-Data in the response to Sh-Subs-Notif	7.0.0	7.1.0
Mar 2006	CT#31	CP-060084	0169	1	New error indications for the Sh-Subs-Notif procedure	7.0.0	7.1.0
Mar 2006	CT#31	CP-060065	0172	2	Handling of unknown errors	7.0.0	7.1.0
Mar 2006	CT#31	CP-060154	0176	2	PSI Activation	7.0.0	7.1.0
Jun 2006	CT#32	CP-060319	0178	2	Returning Null Data	7.1.0	7.2.0
Jun 2006	CT#32	CP-060319	0181	2	Modify description of clause 6.1.3 Subscription to notifications	7.1.0	7.2.0
Jun 2006	CT#32	CP-060319	0182	2	Sh interface efficiency improvement	7.1.0	7.2.0
Jun 2006	CT#32	CP-060319	0183	2	Sh result-code correction	7.1.0	7.2.0
Jun 2006	CT#32	CP-060308	0186	1	PSI Activation schema correction	7.1.0	7.2.0
Sep 2006	CT#33	CP-060417	0188	3	Definition of Activation State Information for IMS (DSAI)	7.2.0	7.3.0
Sep 2006	CT#33	CP-060417	0190	-	Applying ORIGINATING_UNREGISTERED state to Sh	7.2.0	7.3.0
Sep 2006	CT#33	CP-060417	0191	2	Sh-Subs-Notif without Expiry Time	7.2.0	7.3.0
Sep 2006	CT#33	CP-060417	0195	4	S-CSCF name in Sh	7.2.0	7.3.0
Sep 2006	CT#33	CP-060417	0196	1	Public User Identity Grouping Information	7.2.0	7.3.0
Sep 2006	CT#33	CP-060399	0198	2	Correction of the relationship between Repository Data and Public Identities	7.2.0	7.3.0
Sep 2006	CT#33	CP-060417	0199	-	Error to be sent if the identity can not be used for data reference	7.2.0	7.3.0
Sep 2006	CT#33	CP-060417	0200	1	Errors to be sent in response to Sh-Notif	7.2.0	7.3.0
Dec 2006	CT#34	CP-060555	0204	1	Activation Status of a PSI	7.3.0	7.4.0
Dec 2006	CT#34	CP-060566	0207	1	UDA correction for the case that data does not exist in the HSS	7.3.0	7.4.0
Dec 2006	CT#34	CP-060566	0208	-	Grouping identities update	7.3.0	7.4.0
Dec 2006	CT#34	CP-060735	0209	3	Clarification regarding URI canonicalization – 29.328	7.3.0	7.4.0
Mar 2007	CT#35	CP-070020	0211	-	CurrentLocation is a required Access Key for LocationInformation DataRef	7.4.0	7.5.0
Mar 2007	CT#35	CP-070020	0212	-	Clarification on interaction between DSAI and wildcarded PSI	7.4.0	7.5.0
Mar 2007	CT#35	CP-070020	0215	-	Presence of Information Elements in Sh-Subs-Notif	7.4.0	7.5.0
Mar 2007	CT#35	CP-070020	0219	1	Restriction in the instances of repository data	7.4.0	7.5.0
Jun 2007	CT#36	CP-070309	0221	-	Correction of XML schema	7.5.0	7.6.0
Jun 2007	CT#36	CP-070318	0224	-	Adding the Ability to Notify an AS with Charging Information	7.5.0	7.6.0
Jun 2007	CT#36	CP-070318	0227	1	Application Server subscription for Implicit Identities	7.5.0	7.6.0
Sep 2007	CT#37	CP-070527	0231	1	Handling of Empty Repository Data	7.6.0	7.7.0
Sep 2007	CT#37	CP-070527	0234	-	Handling of Charging Data by the HSS	7.6.0	7.7.0
Sep 2007	CT#37	CP-070527	0235	1	Wildcarded PSI as key in the Sh Interface	7.6.0	7.7.0
Sep 2007	CT#37	CP-070522	0238	1	Repository Data and Subscriptions for Wildcarded PSIs	7.6.0	7.7.0
Sep 2007	CT#37	CP-070527	0239	1	Aliases definition alignment with 23.228	7.6.0	7.7.0
Nov 2007	CT#38	CP-070743	0241	-	PNR for Subscriptions to Notifications for all Identity Sets	7.7.0	7.8.0
Mar 2008	CT#39	CP-080019	0243	-	Wildcarded Public User Identities	7.8.0	8.0.0
Jun 2008	CT#40	CP-080267	0246	-	DSAI Corrections	8.0.0	8.1.0
Jun 2008	CT#40	CP-080261	0249	1	Realm and Host to be used for Charging	8.0.0	8.1.0
Sep 2008	CT#41	CP-080460	0247	4	Adding the Deletion Notification of a Public Identity to the AS	8.1.0	8.2.0
Sep 2008	CT#41	CP-080460	0257	1	Removal of subscription data related to AS permission which has been prohibited	8.1.0	8.2.0
Dec 2008	CT#42	CP-080708	0258	2	Usage of Public Identity Deleted Notification	8.2.0	8.3.0
		CP-080707	0260	-	Support for IMS Service Level Trace	8.2.0	8.3.0
		CP-080696	0261	3	Diameter Proxy Agent - an alternative User Identity to HSS resolution mechanism	8.2.0	8.3.0
Mar 2009	CT#43	CP-090036	0266	3	HSS Addresses	8.3.0	8.4.0
		CP-090028	0267	4	Support for GPRS IMS Bundled Authentication (GIBA) in Sh	8.3.0	8.4.0
		CP-090042	0268	3	Alias grouping handling	8.3.0	8.4.0
Jun 2009	CT#44	CP-090305	0271	1	IP address secure binding information shall not be allowed for shared IMPUs	8.4.0	8.5.0
		CP-090302	0272	1	Correction for choice of CGI, SAI or LAI		
Sep 2009	CT#44	CP-090525	0280	1	Correction of the XML schema	8.5.0	8.6.0
		CP-090546	0277	1	CR implementation correction		
		CP-090553	0274	-	Indication that GIBA information is not available in Sh-Pull when using Notif-Eff		
Dec 2009	CT#46	CP-090778	0285	2	Session-Priority AVP	8.6.0	8.7.0

Dec 2009	CT#46	CP-090790	0288		Correction on Identity Set for PSI	8.7.0	9.0.0
Mar 2010	CT#47	CP-100033	0293	1	Priority service attribute in Sh	9.0.0	9.1.0
		CP-100033	0295	1	IP-SM-GW UE reachability handling over Sh.		
			0300	1	SMS Registration Information		
		CP-100048	0286	1	Sh handling of T-ADS		
		CP-100017	0303	1	Correction of MSISDN as Access Key via Sh Interface		
		CP-100029	0310	1	User CSG Information		
		CP-100217	0311	5	EPS Subscriber State and Location Information Request		
May 2010					Xml-file corrected	9.1.0	9.1.1
Jun 2010	CT#48	CP-100412	0317	1	Update of IETF Reference	9.1.1	9.2.0
		CP-100275	0314		EPS state and location retrieval		
		CP-100279	0322	1	URRP for SGSN		
Sep 2010	CT#49	CP-100447	0331		Correction to the Values of Data-Reference AVP	9.2.0	9.3.0
		CP-100454	0333		Sh-Subs-Notif procedure clarification		
		CP-100442	0336	1	Correction to Access IMSPublicIdentity Data using MSISDN via Sh Interface		
Sep 2010	CT#49	CP-100522	0327	3	Usage of IMSI and IMPI for user identification over Sh	9.3.0	10.0.0
		CP-100466	0332	3	Sh-Update with multiple Repository Data		
		CP-100466	0337	1	Location data including only serving node address		
Dec 2010	CT#50	CP-100699	0340	4	SRVCC Enhancements	10.0.0	10.1.0
		CP-100697	0342	1	Update the Reference of Alias		
		CP-100671	0345	1	C-MSISDN over Sh		
		CP-100671	0359		SMS Registration with MSISDN		
		CP-100677	0351	1	IE Requested Nodes is optional for backward compatibility reasons		
Jan 2011					Attached xml-file "tShIMSDataExtension4" part corrected.	10.1.0	10.1.1
Mar 2011	CT#51	CP-110044	0366		Originating_CDIV included as new Session Case	10.1.1	10.2.0
		CP-110044	0374		Cardinality and extensions corrections in XML schema		
		CP-110060	0349	3	MPS over Sh		
		CP-110075	0360	3	Retrieval of CSRN from HSS		
		CP-110075	0363	4	Correction on Access Keys for data accessible via Sh and table format improvements		
		CP-110082	0371		SRVCC Subscription and STN-SR		
		CP-110066	0375	1	Enhancements of T-ADS data retrieval via Sh		
		CP-110075	0376	1	Requested Identity Set updated		
		CP-110075	0378	1	Fix backwards incompatible change for Serving Node Indication		
Jun 2011	CT#52	CP-110356	0384	1	Sh-Update with MSISDN	10.2.0	10.3.0
		CP-110370	0380	3	SC Address in IP-SM-GW Register Response		
		CP-110370	0381	2	Pre-paging Support Indicator for CSRN		

---

## History

<b>Document history</b>		
V10.2.0	May 2011	Publication
V10.3.0	June 2011	Publication