

ETSI TS 129 364 V17.0.0 (2022-04)



**Digital cellular telecommunications system (Phase 2+) (GSM);
Universal Mobile Telecommunications System (UMTS);
LTE;
IP Multimedia Subsystem (IMS) Application Server (AS)
service data descriptions for AS interoperability
(3GPP TS 29.364 version 17.0.0 Release 17)**



Reference

RTS/TSGC-0429364vh00

Keywords

GSM,LTE,UMTS

ETSI

650 Route des Lucioles
F-06921 Sophia Antipolis Cedex - FRANCE

Tel.: +33 4 92 94 42 00 Fax: +33 4 93 65 47 16

Siret N° 348 623 562 00017 - APE 7112B
Association à but non lucratif enregistrée à la
Sous-Préfecture de Grasse (06) N° w061004871

Important notice

The present document can be downloaded from:

<http://www.etsi.org/standards-search>

The present document may be made available in electronic versions and/or in print. The content of any electronic and/or print versions of the present document shall not be modified without the prior written authorization of ETSI. In case of any existing or perceived difference in contents between such versions and/or in print, the prevailing version of an ETSI deliverable is the one made publicly available in PDF format at www.etsi.org/deliver.

Users of the present document should be aware that the document may be subject to revision or change of status.

Information on the current status of this and other ETSI documents is available at

<https://portal.etsi.org/TB/ETSIDeliverableStatus.aspx>

If you find errors in the present document, please send your comment to one of the following services:

<https://portal.etsi.org/People/CommitteeSupportStaff.aspx>

If you find a security vulnerability in the present document, please report it through our
Coordinated Vulnerability Disclosure Program:

<https://www.etsi.org/standards/coordinated-vulnerability-disclosure>

Notice of disclaimer & limitation of liability

The information provided in the present deliverable is directed solely to professionals who have the appropriate degree of experience to understand and interpret its content in accordance with generally accepted engineering or other professional standard and applicable regulations.

No recommendation as to products and services or vendors is made or should be implied.

No representation or warranty is made that this deliverable is technically accurate or sufficient or conforms to any law and/or governmental rule and/or regulation and further, no representation or warranty is made of merchantability or fitness for any particular purpose or against infringement of intellectual property rights.

In no event shall ETSI be held liable for loss of profits or any other incidental or consequential damages.

Any software contained in this deliverable is provided "AS IS" with no warranties, express or implied, including but not limited to, the warranties of merchantability, fitness for a particular purpose and non-infringement of intellectual property rights and ETSI shall not be held liable in any event for any damages whatsoever (including, without limitation, damages for loss of profits, business interruption, loss of information, or any other pecuniary loss) arising out of or related to the use of or inability to use the software.

Copyright Notification

No part may be reproduced or utilized in any form or by any means, electronic or mechanical, including photocopying and microfilm except as authorized by written permission of ETSI.

The content of the PDF version shall not be modified without the written authorization of ETSI.

The copyright and the foregoing restriction extend to reproduction in all media.

© ETSI 2022.
All rights reserved.

Intellectual Property Rights

Essential patents

IPRs essential or potentially essential to normative deliverables may have been declared to ETSI. The declarations pertaining to these essential IPRs, if any, are publicly available for **ETSI members and non-members**, and can be found in ETSI SR 000 314: "*Intellectual Property Rights (IPRs); Essential, or potentially Essential, IPRs notified to ETSI in respect of ETSI standards*", which is available from the ETSI Secretariat. Latest updates are available on the ETSI Web server (<https://ipr.etsi.org/>).

Pursuant to the ETSI Directives including the ETSI IPR Policy, no investigation regarding the essentiality of IPRs, including IPR searches, has been carried out by ETSI. No guarantee can be given as to the existence of other IPRs not referenced in ETSI SR 000 314 (or the updates on the ETSI Web server) which are, or may be, or may become, essential to the present document.

Trademarks

The present document may include trademarks and/or tradenames which are asserted and/or registered by their owners. ETSI claims no ownership of these except for any which are indicated as being the property of ETSI, and conveys no right to use or reproduce any trademark and/or tradename. Mention of those trademarks in the present document does not constitute an endorsement by ETSI of products, services or organizations associated with those trademarks.

DECT™, **PLUGTESTS™**, **UMTS™** and the ETSI logo are trademarks of ETSI registered for the benefit of its Members. **3GPP™** and **LTE™** are trademarks of ETSI registered for the benefit of its Members and of the 3GPP Organizational Partners. **oneM2M™** logo is a trademark of ETSI registered for the benefit of its Members and of the oneM2M Partners. **GSM®** and the GSM logo are trademarks registered and owned by the GSM Association.

Legal Notice

This Technical Specification (TS) has been produced by ETSI 3rd Generation Partnership Project (3GPP).

The present document may refer to technical specifications or reports using their 3GPP identities. These shall be interpreted as being references to the corresponding ETSI deliverables.

The cross reference between 3GPP and ETSI identities can be found under <http://webapp.etsi.org/key/queryform.asp>.

Modal verbs terminology

In the present document "**shall**", "**shall not**", "**should**", "**should not**", "**may**", "**need not**", "**will**", "**will not**", "**can**" and "**cannot**" are to be interpreted as described in clause 3.2 of the [ETSI Drafting Rules](#) (Verbal forms for the expression of provisions).

"**must**" and "**must not**" are **NOT** allowed in ETSI deliverables except when used in direct citation.

Contents

Intellectual Property Rights	2
Legal Notice	2
Modal verbs terminology.....	2
Foreword.....	7
Introduction	7
1 Scope	8
2 References	8
3 Definitions, symbols and abbreviations	9
3.1 Definitions	9
3.2 Abbreviations	9
4 General	10
5 Architecture.....	11
6 Specification with the binary option	11
6.1 MMTEL service content with the binary option.....	11
6.1.1 List of IMS Multimedia Telephony supplementary services	11
6.1.2 Subset of MMTEL services matching PSTN/ISDN and CS supplementary services.....	12
6.1.2.1 Originating Identification Presentation (OIP)	12
6.1.2.2 Originating Identification Restriction (OIR).....	12
6.1.2.3 Terminating Identification Presentation (TIP)	13
6.1.2.4 Terminating Identification Restriction (TIR).....	13
6.1.2.5 Malicious Communication Identification (MCID).....	13
6.1.2.6 Anonymous Communication Rejection (ACR).....	13
6.1.2.7 Communication DIVersion (CDIV).....	13
6.1.2.7.1 Subscription options for CDIV services	14
6.1.2.7.2 Communication Forwarding Unconditional (CFU).....	14
6.1.2.7.3 Communication Forwarding Busy (CFB)	15
6.1.2.7.4 Communication Forwarding No Reply (CFNR)	15
6.1.2.7.5 Communication Forwarding on Not Logged in (CFNL).....	15
6.1.2.7.6 Communication Deflection (CD)	15
6.1.2.7.7 Communication Forwarding on Subscriber Not Reachable (CFNRc).....	15
6.1.2.7.8 Void.....	16
6.1.2.7.9 Network provider options for CDIV services.....	16
6.1.2.8 Communication Waiting (CW)	16
6.1.2.9 Communication HOLD (HOLD)	16
6.1.2.10 Communication Barring (CB).....	16
6.1.2.11 Completion of Communications to Busy Subscriber (CCBS)	16
6.1.2.12 Completion of Communications on No Reply (CCNR).....	17
6.1.2.13 Message Waiting Indication (MWI).....	17
6.1.2.14 CONFerence (CONF)	17
6.1.2.15 Advice Of Charge (AOC)	17
6.1.2.16 Explicit Communication Transfer (ECT).....	17
6.1.2.17 Reverse Charging.....	18
6.1.2.18 Closed User Group (CUG).....	18
6.1.2.19 Three-Party (3PTY)	18
6.1.2.20 Flexible Alerting (FA).....	18
6.1.2.21 Customized Alerting Tones (CAT)	18
6.2 Datasets and Service Indications	18
6.2.1 Introduction.....	18
6.2.2 Datasets.....	19
6.2.3 Service Indications.....	19
6.3 Binary coding general	19
6.3.1 Introduction.....	19

6.3.2	Dataset layout	19
6.3.3	Order	20
6.3.4	Character representation	20
6.3.5	Byte representation	20
6.3.6	Variable size data	20
6.3.7	Variable length data constraints	21
6.4	Binary coding of datasets	21
6.4.1	Dataset Header	21
6.4.2	MMTEL-PSTN-ISDN-CS Dataset	21
6.4.2.1	MMTEL-PSTN-ISDN-CS Dataset content	21
6.4.2.2	Dataset Header	23
6.4.2.3	service_authorisation	23
6.4.2.4	service_activation	23
6.4.2.5	identity_services_param	24
6.4.2.6	CFU_param	24
6.4.2.7	CFB_param	25
6.4.2.8	CFNR_param	25
6.4.2.9	CFNRc_param	25
6.4.2.10	CFNL_param	25
6.4.2.11	CD_param	26
6.4.2.12	Subscription options of CDIV Services	26
6.4.2.12A	CDIV_network_provider_options	27
6.4.2.13	CW_param	28
6.4.2.14	ICB_param	28
6.4.2.15	OCB_param	28
6.4.2.16	Void	29
6.4.3	AOC Dataset	29
6.4.3.1	AOC Dataset content	29
6.4.3.2	Dataset Header	29
6.4.3.3	AOC_service_type	29
6.4.3.4	AOC_service_obligatory_type	30
6.4.3.5	Preferred_AOC_currency	30
6.4.3.6	AOC_format	30
6.4.4	FA Pilot Dataset	31
6.4.4.1	FA Pilot Dataset contentTable	31
6.4.4.2	Dataset Header	31
6.4.4.3	FA_pilot_param	32
6.4.4.4	FA_members_list_pointer	32
6.4.4.5	FA_members_number	32
6.4.4.6	FA_members_list	32
6.4.4.7	FA_member_IMPU	32
6.4.5	FA Member Dataset	33
6.4.5.1	FA Member Dataset content	33
6.4.5.2	Dataset Header	33
6.4.5.3	FA_member_param	33
6.4.5.4	FA_groups_list_pointer	33
6.4.5.5	FA_groups_number	33
6.4.5.6	FA_groups_list	34
6.4.5.7	FA_group_param	34
6.4.5.8	FA_pilot_IMPU	34
6.5	Compatibility mechanism	35
6.5.1	General	35
6.5.2	Reserved fields	35
6.5.3	Addition of new datasets	35
7	MMTEL service data definition based on XML	35
7.1	General principles	35
7.2	MMTEL services specification	35
7.2.0	Service Indications	35
7.2.1	MMTEL services schema	36
7.2.2	OIP service	38
7.2.3	OIR service	38

7.2.3.1	User defined data	38
7.2.3.2	Operator defined data.....	38
7.2.3.2.1	Data semantics.....	38
7.2.3.2.2	XML Schema	38
7.2.4	TIP service.....	39
7.2.5	TIR service.....	39
7.2.5.1	User defined data	39
7.2.5.2	Operator defined data.....	39
7.2.5.2.1	Data semantics.....	39
7.2.5.2.2	XML Schema	39
7.2.6	MCID service.....	40
7.2.6.1	User defined data	40
7.2.6.2	Operator defined data.....	40
7.2.6.2.1	Data semantics.....	40
7.2.6.2.2	XML schema	40
7.2.7	ACR service.....	41
7.2.8	CDIV service	41
7.2.8.1	User defined data	41
7.2.8.2	Operator defined data.....	41
7.2.8.2.1	Data semantics.....	41
7.2.8.2.2	XML Schema	41
7.2.9	CW service.....	42
7.2.9.1	User defined data	42
7.2.9.2	Operator defined data.....	42
7.2.9.2.1	Data semantics.....	42
7.2.9.2.2	XML Schema	42
7.2.10	HOLD service	42
7.2.10.1	User defined data	42
7.2.10.2	Operator defined data.....	42
7.2.10.2.1	Data semantics.....	42
7.2.10.2.2	XML Schema	43
7.2.11	CB service.....	43
7.2.11.1	User defined data	43
7.2.11.2	Operator defined data.....	43
7.2.11.2.1	Data semantics.....	43
7.2.11.2.2	XML Schema	43
7.2.12	CCBS/CCNR service.....	43
7.2.12.1	User defined data	43
7.2.12.2	Operator defined data.....	43
7.2.12.2.1	Data semantics.....	43
7.2.12.2.1	XML Schema	44
7.2.13	MWI service	44
7.2.13.1	User defined data	44
7.2.13.2	Operator defined data.....	44
7.2.13.2.1	Data semantics.....	44
7.2.13.2.2	XML Schema	44
7.2.14	CONF service	44
7.2.14.1	User defined data	44
7.2.14.2	Operator defined data.....	44
7.2.14.2.1	Data semantics.....	44
7.2.14.2.2	XML Schema	45
7.2.15	AOC service.....	45
7.2.15.1	User defined data	45
7.2.15.2	Operator defined data.....	45
7.2.15.2.1	Data semantics.....	45
7.2.15.2.2	XML Schema	45
7.2.16	ECT service	46
7.2.16.1	User defined data	46
7.2.16.2	Operator defined data.....	46
7.2.16.2.1	Data semantics.....	46
7.2.16.2.2	XML Schema	46
7.2.17	Reverse charging service	46

7.2.18	CUG service.....	47
7.2.18.1	User defined data	47
7.2.18.2	Operator defined data.....	47
7.2.19	3PTY service	47
7.2.20	FA service.....	47
7.2.20.1	User defined data	47
7.2.20.1	Operator defined data.....	47
7.2.20.1.1	Data semantics.....	47
7.2.20.1.2	XML schema	47
7.2.21	Void.....	48
7.2.22	CAT service.....	48
7.2.22.1	User defined data	48
7.2.22.2	Operator defined data.....	48
7.2.22.2.1	Data semantics.....	48
7.2.22.2.2	XML Schema	48
8	Mechanisms for transfer of Service Data between Application Server and the HSS for AS interoperability	49
8.1	Sh procedures to transfer Service Data.....	49
8.2	Base64 data encoding.....	49
9	IMS user group.....	49
9.1	General	49
9.2	Group identification and service indications	50
9.3	Information elements.....	50
9.3.1	Information elements associated to a IMS user group	50
9.3.2	Information elements associated to a IMS group member.....	50
9.4	XML schemas	50
9.4.1	XML schema of the IMS group data	50
9.4.2	XML schema of the IMS group member data	51
10	ODB Information for IMS Oriented Services	51
10.1	Service Indication.....	51
10.2	IMS-ODB-Information schema	52
11	IMS CAMEL Services	55
11.1	General	55
11.2	Service Indications	55
11.3	XML schemas	55
11.3.1	XML schema of IMS CAMEL Services.....	55
11.3.2	XML schema of Common Data for IMS CAMEL Services.....	56
11.3.3	XML schema for O-IM-CSI	57
11.3.4	XML schema for O-IM-BcsmCamelTDP-CriteriaList	58
11.3.5	XML schema for D-IM-CSI	59
11.3.6	XML schema for VT-IM-CSI.....	59
11.3.7	XML schema for VT-IM-BCSM-CAMEL-TDP-CriteriaList	60
12	Shared Repository Data identification	60
12.1	General	60
12.2	Description	61
12.3	Service Indication.....	62
12.4	Information elements.....	62
12.4.1	Shared Repository Data reference	62
12.5	XML schemas	63
12.5.1	Shared Repository Data identification.....	63
Annex A (informative):	Dataset example with variable length data.....	64
Annex B (informative):	Change history	65
History		67

Foreword

This Technical Specification has been produced by the 3rd Generation Partnership Project (3GPP).

The contents of the present document are subject to continuing work within the TSG and may change following formal TSG approval. Should the TSG modify the contents of the present document, it will be re-released by the TSG with an identifying change of release date and an increase in version number as follows:

Version x.y.z

where:

- x the first digit:
 - 1 presented to TSG for information;
 - 2 presented to TSG for approval;
 - 3 or greater indicates TSG approved document under change control.
- y the second digit is incremented for all changes of substance, i.e. technical enhancements, corrections, updates, etc.
- z the third digit is incremented when editorial only changes have been incorporated in the document.

Introduction

Application Servers can store their service data on the HSS through the Sh interface as transparent data, meaning that the HSS may not be aware of the structure and the semantics of this data, only the Application Server has this knowledge. Standardizing the data formats would facilitate interoperation among Application Servers supplied by the same, or different, vendors. These Application Server vendors may be primary and secondary suppliers of the same service provider within a service provider's IMS network. This is especially true for the Multimedia Telephony supplementary services that can achieve a wide deployment and are here addressed by this specification.

IMS CAMEL subscription data may be transferred to the IM-SSF AS using Sh interface.

1 Scope

This specification standardizes

- the structure and the coding of the service data that are transported over the Sh interface between an Application Server supporting Multimedia Telephony supplementary services as defined in 3GPP TS 22.173 [1] and the HSS. Two optional formats are specified. One is based on a binary coding of the service data and supports the subset of MMTEL services corresponding to PSTN/ISDN and CS supplementary services. The other uses an XML format and supports the full set of MMTEL Services.
- the structure and the coding of a set of generic IMS user group data over the Sh interface.
- the structure and the coding of the service data (ODB Information for IMS Oriented Services) that are transported over the Sh interface between an Application Server supporting services that are subject to IMS-ODB as defined in 3GPP TS 22.041[25] and the HSS.
- the structure and the coding of the IMS CAMEL subscription data transported using Sh interface.

2 References

The following documents contain provisions which, through reference in this text, constitute provisions of the present document.

- References are either specific (identified by date of publication, edition number, version number, etc.) or non-specific.
- For a specific reference, subsequent revisions do not apply.
- For a non-specific reference, the latest version applies. In the case of a reference to a 3GPP document (including a GSM document), a non-specific reference implicitly refers to the latest version of that document *in the same Release as the present document*.

- [1] 3GPP TS 22.173: "IP Multimedia Core Network Subsystem (IMS) Multimedia Telephony Service and supplementary services; Stage 1".
- [2] 3GPP TS 24.604: "Communication Diversion (CDIV); Protocol specification using IP Multimedia (IM) Core Network (CN) subsystem; Protocol specification".
- [3] 3GPP TS 24.605: "Conference (CONF) using IP Multimedia (IM) Core Network (CN) subsystem; Protocol specification".
- [4] 3GPP TS 24.606: "Message Waiting Indication (MWI) using IP Multimedia (IM) Core Network (CN) subsystem; Protocol specification".
- [5] 3GPP TS 24.607: "Originating Identification Presentation (OIP) and Originating Identification Restriction (OIR) using IP Multimedia (IM) Core Network (CN) subsystem; Protocol specification".
- [6] 3GPP TS 24.608: "Terminating Identification Presentation (TIP) and Terminating Identification Restriction (TIR) using IP Multimedia (IM) Core Network (CN) subsystem; Protocol specification".
- [7] 3GPP TS 24.610: "Communication HOLD (HOLD) using IP Multimedia (IM) Core Network (CN) subsystem; Protocol specification".
- [8] 3GPP TS 24.611: "Anonymous Communication Rejection (ACR) and Communication Barring (CB) using IP Multimedia (IM) Core Network (CN) subsystem; Protocol specification".
- [9] 3GPP TS 24.615: "Communication Waiting (CW) using IP Multimedia (IM) Core Network (CN) subsystem; Protocol specification".
- [10] 3GPP TS 24.616: "Malicious Communication Identification (MCID) using IP Multimedia (IM) Core Network (CN) subsystem; Protocol specification".

- [11] 3GPP TS 24.629: "Explicit Communication Transfer (ECT) using IP Multimedia (IM) Core Network (CN) subsystem; Protocol specification".
- [12] 3GPP TS 24.642: "Completion of Communications to Busy Subscriber (CCBS), Completion of Communications by No Reply (CCNR) using IP Multimedia (IM) Core Network (CN) subsystem; Protocol specification".
- [13] 3GPP TS 24.647: "Advice Of Charge (AOC) using IP Multimedia (IM) Core Network (CN) subsystem; Protocol specification".
- [14] 3GPP TS 24.654: "Closed User Group (CUG) using IP Multimedia (IM) Core Network (CN) subsystem; Protocol specification".
- [15] 3GPP TS 24.239: "Flexible Alerting (FA) using IP Multimedia (IM) Core Network (CN) subsystem; Protocol specification".
- [16] 3GPP TR 21.905: "Vocabulary for 3GPP Specifications".
- [17] 3GPP TS 29.328: "IP Multimedia (IM) Subsystem Sh interface; Signalling flows and message contents".
- [18] 3GPP TS 24.238: " Session Initiation Protocol (SIP) based user configuration; Stage 3".
- [19] IETF RFC 2045: "Multipurpose Internet Mail Extension (MIME) Part One: Format of Internet Message Bodies".
- [20] 3GPP TS 22.182: "Customized Alerting Tones (CAT) Requirements; Stage 1".
- [21] 3GPP TS 24.182: " IP Multimedia Subsystem (IMS) Customized Alerting Tones (CAT); Protocol specification".
- [22] 3GPP TS 32.280: "Telecommunication management; Charging management; Advice of Charge (AoC) service".
- [23] ISO 4217: "Codes for the representation of currencies and funds ".
- [24] 3GPP TS 23.003: "Numbering, addressing and identification".
- [25] 3GPP TS 22.041: "Operator Determined Barring (ODB)".
- [26] 3GPP TS 23.278: "Customised Applications for Mobile network Enhanced Logic (CAMEL); IP Multimedia System (IMS) interworking; Stage 2".
- [27] 3GPP TS 29.002: "Mobile Application Part (MAP) specification".

3 Definitions, symbols and abbreviations

3.1 Definitions

For the purposes of the present document, the terms and definitions given in TR 21.905 [16] apply.

3.2 Abbreviations

For the purposes of the present document, the abbreviations given in TR 21.905 [1] and the following apply. An abbreviation defined in the present document takes precedence over the definition of the same abbreviation, if any, in TR 21.905 [16].

3PTY	Three-Party Communication
ACR	Anonymous Communication Rejection
AOC-C	Advice Of Charge - Charging
AOC-D	Advice Of Charge - During the communication

AOC-E	Advice Of Charge - at the End of the communication
AOC-I	Advice Of Charge - for Information
AOC-S	Advice Of Charge - at communication Set-up time
AS	Application Server
CAT	Customized Alerting Tones
CB	Communication session Barring
CCBS	Completion of Communication sessions to Busy Subscriber
CCNR	Completion of Communication sessions on No Reply
CD	Communication Deflection
CDIV	Communication DIVersion
CFB	Communication Forwarding Busy
CFNL	Communication Forwarding on Not Logged-in
CFNR	Communication Forwarding No Reply
CFNRc	Communication Forwarding on Subscriber Not Reachable
CFU	Communication Forwarding Unconditional
CONF	CONFerence
CUG	Closed User Group
CW	Communication Waiting
ECT	Explicit Communication Transfer
FA	Flexible Alerting
GRUU	Globally Routable User agent URI
HOLD	Communication HOLD
ICB	Incoming Communications Barring
MCID	Malicious Communication IDentification
MMTEL	MultiMedia Telephony
MWI	Message Waiting Indication
OCB	Outgoing Communications Barring
OIP	Originating Identification Presentation
OIR	Originating Identification Restriction
TIP	Terminating Identification Presentation
TIR	Terminating Identification Restriction

4 General

MMTEL/IMS CAMEL Services are supported by Application Servers that may store the Service Data attached to each user in the HSS via the Sh Interface. This data is referred to as transparent data and is understood syntactically but not semantically by the HSS.

Different ASs providing MMTEL/IMS CAMEL services for a given user may be required. Therefore several ASs should access, utilise and update the Service Data for the user stored in the HSS. The ASs should interoperate and share the Service Data attached to this user.

To aid the interoperability between ASs, this specification defines:

- the structure and the coding of the Service Data transferred over the Sh interface between the HSS and the ASs for MMTEL/IMS CAMEL services,
- the use of the Sh procedures to ensure the sharing and synchronization of these Service Data between ASs,
- additional transfer mechanism such as base64 encoding.

Two optional formats are defined for the structure and the coding of the MMTEL Service Data:

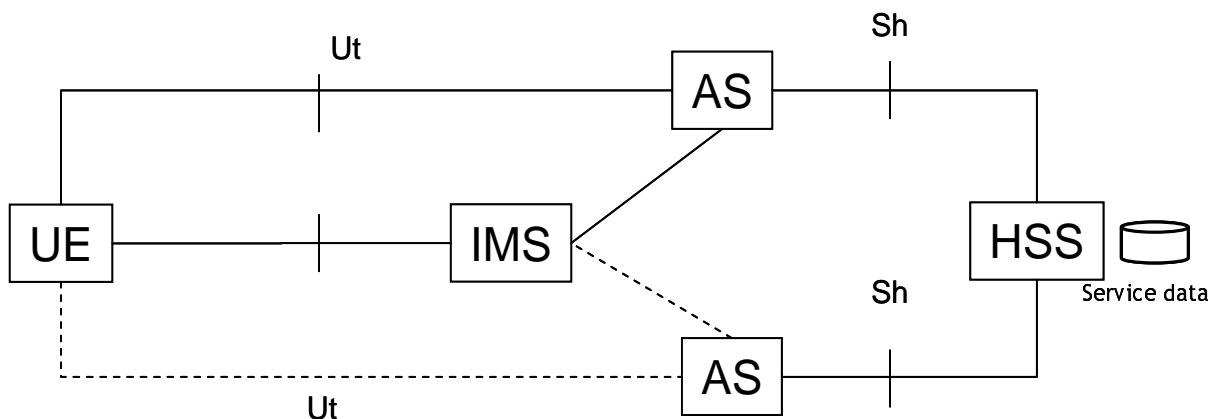
- A XML format supporting the Service Data for the complete MMTEL Services.
- A binary format supporting the Service Data for the subset of MMTEL Services corresponding to the PSTN/ISDN and CS supplementary services.

An XML format is defined for the structure and the coding of the IMS CAMEL Subscription Data.

5 Architecture

Figure 5-1 presents the functional architecture for AS interoperability.

Figure 5-1: Functional architecture for AS interoperability



The MMTEL communications of a given user equipment are routed to an AS according to the content of the filter criteria.

If AS interoperability is supported, the Service Data attached to a user shall be stored in the HSS and the AS shall access and update, when required, the Service Data via the Sh interface.

The user may configure some of its Service Data via the Ut interface, via SIP based user configuration as described in 3GPP TS 24.238 [18], or via other means.

Some Service Data is configured by the service provider e.g. from its OSS, either directly into the HSS or via an AS that will store these Service Data in the HSS.

The AS associated to a given user for MMTEL services may vary over time.

The same format of the Service Data stored in the HSS shall be supported for interoperability between ASs utilising the Service Data.

6 Specification with the binary option

6.1 MMTEL service content with the binary option

6.1.1 List of IMS Multimedia Telephony supplementary services

This list of MMTEL services refers to the list identified in 3GPP TS 22.173 [1] and mentions the associated 3GPP Technical Specifications:

Originating Identification Presentation (OIP)	3GPP TS 24.607 [5]
Originating Identification Restriction (OIR)	3GPP TS 24.607 [5]
Terminating Identification Presentation (TIP)	3GPP TS 24.608 [6]
Terminating Identification Restriction (TIR)	3GPP TS 24.608 [6]
Malicious Communication Identification (MCID)	3GPP TS 24.616 [10]
Anonymous Communication Rejection (ACR)	3GPP TS 24.611 [8]
Communication DIVersion (CDIV)	3GPP TS 24.604 [2]

Communication Waiting (CW)	3GPP TS 24.615 [9]
Communication HOLD (HOLD)	3GPP TS 24.610 [7]
Communication Barring (CB)	3GPP TS 24.611 [8]
Completion of Communications to Busy Subscriber (CCBS)	3GPP TS 24.642 [12]
Completion of Communications on No Reply (CCNR)	3GPP TS 24.642 [12]
Message Waiting Indication (MWI)	3GPP TS 24.606 [4]
CONFerence (CONF)	3GPP TS 24.605 [3]
Advice Of Charge (AOC)	3GPP TS 24.647 [13]
Explicit Communication Transfer (ECT)	3GPP TS 24.629 [11]
Reverse charging	
Closed User Group (CUG)	3GPP TS 24.654 [14]
Three-Party (3PTY)	3GPP TS 24.605 [5]
Flexible Alerting (FA)	3GPP TS 24.239 [15]
Customized Alerting Tones (CAT)	3GPP TS 24.182 [21]

This list is taken as the reference to address the services and their content that the binary option shall support.

6.1.2 Subset of MMTEL services matching PSTN/ISDN and CS supplementary services

The binary option shall support the subset of MMTEL services matching PSTN/ISDN and CS supplementary services.

The following subclauses indicate:

- for each MMTEL Service how it matches the corresponding PSTN/ISDN and CS supplementary service,
- the relevant information elements of the service as defined in 3GPP TS 22.173 [1] and 3GPP TS 24.6xxx series and that shall be coded in the Service Data.

6.1.2.1 Originating Identification Presentation (OIP)

OIP is described in 3GPP TS 24.607 [5] and matches the corresponding PSTN/ISDN and CS supplementary service.

- Information elements
 - Service Authorized
 - Service Activated
 - Override Capability.

6.1.2.2 Originating Identification Restriction (OIR)

OIR is described in 3GPP TS 24.607 [5] and matches the corresponding PSTN/ISDN and CS supplementary service.

- Information elements
 - Service Authorized
 - Service Activated
 - Mode: permanent mode; temporary mode
 - Temporary mode default: presentation restricted; presentation not restricted

- Restriction: restrict the asserted identity; restrict all private information appearing in headers.

6.1.2.3 Terminating Identification Presentation (TIP)

TIP is described in 3GPP TS 24.608 [6] and matches the corresponding PSTN/ISDN and CS supplementary service.

- Information elements
 - Service Authorized
 - Service Activated
 - Override Capability.

6.1.2.4 Terminating Identification Restriction (TIR)

TIR is described in 3GPP TS 24.608 [6] and matches the corresponding PSTN/ISDN and CS supplementary service.

- Information elements
 - Service Authorized
 - Service Activated
 - Mode: permanent mode; temporary mode
 - Temporary mode default: presentation restricted; presentation not restricted.

6.1.2.5 Malicious Communication Identification (MCID)

MCID is described in 3GPP TS 24.616 [10] and matches the corresponding PSTN/ISDN and CS supplementary service.

- Information elements
 - Service Authorized
 - Service Activated
 - Mode: permanent mode; temporary mode.

6.1.2.6 Anonymous Communication Rejection (ACR)

ACR is described in 3GPP TS 24.611 [8] and matches the corresponding PSTN/ISDN and CS supplementary service.

ACR is identified as a supplementary service in 3GPP TS 22.173 [1]. Its stage 3 specification is a special case of the incoming Communication Barring (ICB) service (c.f. subclause 4.2.1 of 3GPP TS 24.611 [8]).

- Information elements
 - Service Authorized
 - Service Activated

6.1.2.7 Communication DIVersion (CDIV)

CDIV is described in 3GPP TS 24.604 [2]

Subclause 8.2.7.1 in 3GPP TS 22.173 [1] defines the following Communication DIVersion services:

- Communication Forwarding Unconditional (CFU)
- Communication Forwarding Busy (CFB)
- Communication Forwarding No Reply (CFNR)

- Communication Forwarding on Not Logged in (CFNL)
- Communication Deflection (CD)
- Communication Forwarding on Subscriber Not Reachable (CFNRc)

The service content matching PSTN/ISDN and CS supplementary services and supported by the binary option is hereafter described for each of the CDIV services.

6.1.2.7.1 Subscription options for CDIV services

3GPP TS 24.604 [2] Table 4.3.1.1 describes the following subscription options:

Table 6.1.2.7.1-1: Subscription options for CDIV services

Subscription options	Value	Applicability
Served user receives indication that a communication has been forwarded (indication of communication diversion to the diverting user).	No (default)	CFU
	Yes	CFB CFNR CFNRc
Originating user receives notification that his communication has been diverted (forwarded or deflected).	No	CFU
	Yes (default)	CFB CFNR CFNRc CFNL CD
Served user allows the presentation of diverted to URI to <i>originating</i> user in diversion notification.	No	CFU
	Not reveal as GRUU	CFB CFNR CFNRc
	Yes (default)	CFNL CD
Served user receives reminder indication on outgoing communication that CDIV is currently activated.	No (default)	CFU
	Yes	CFB CFNR CFNRc CFNL
Served user allows the presentation of his/her URI to <i>diverted-to</i> user.	No	CFU
	Not reveal as GRUU	CFB CFNR CFNRc
	Yes (default)	CFNL CD
Served user allows the presentation of his/her URI to <i>originating</i> user in diversion notification.	No	CFU
	Not reveal as GRUU	CFB CFNR CFNRc
	Yes (default)	CFNL CD

PSTN/ISDN and CS Call forwarding services have similar subscription options.

6.1.2.7.2 Communication Forwarding Unconditional (CFU)

CFU fulfils the corresponding PSTN/ISDN and CS supplementary service, taking into account that the communication diversion rule conditions described in 3GPP TS 24.604 [2] subclause 4.9.1.3 shall not be used.

- Information elements
 - Service Authorized
 - Service Activated
 - Diverted-to destination

- Subscription options for CFU.

6.1.2.7.3 Communication Forwarding Busy (CFB)

To fulfil the corresponding PSTN/ISDN and CS supplementary service, only the busy condition among the communication diversion rule conditions described in 3GPP TS 24.604 [2] subclause 4.9.1.3 is used.

- Information elements
 - Service Authorized
 - Service Activated
 - Diverted-to destination: A SIP URI or a TEL URI
 - Subscription options for CFB.

6.1.2.7.4 Communication Forwarding No Reply (CFNR)

To fulfil the corresponding PSTN/ISDN and CS supplementary service, only the no-answer condition among the communication diversion rule conditions described in 3GPP TS 24.604 [2] subclause 4.9.1.3 is used.

- Information elements
 - Service Authorized
 - Service Activated
 - Diverted-to destination: A SIP URI or a TEL URI
 - Subscription options for CFNR.
 - Communication forwarding on no reply timer : Timer duration is a network provider option.

6.1.2.7.5 Communication Forwarding on Not Logged in (CFNL)

To fulfil the corresponding CS supplementary service, only the not-registered condition among the communication diversion rule conditions described in 3GPP TS 24.604 [2] subclause 4.9.1.3 is used.

- Information elements
 - Service Authorized
 - Service Activated
 - Diverted-to destination: A SIP URI or a TEL URI
 - Subscription options for CFNL.

6.1.2.7.6 Communication Deflection (CD)

CD matches the corresponding PSTN/ISDN supplementary service.

- Information elements
 - Service Authorized
 - Service Activated
 - Subscription options for CD.

6.1.2.7.7 Communication Forwarding on Subscriber Not Reachable (CFNRc)

To fulfil the corresponding CS supplementary service, only the not-reachable condition among the communication diversion rule conditions described in 3GPP TS 24.604 [2] subclause 4.9.1.3 is used.

- Information elements
 - Service Authorized
 - Service Activated
 - Diverted-to destination: A SIP URI or a TEL URI.
 - Subscription options for CFNRc.

6.1.2.7.8 Void

6.1.2.7.9 Network provider options for CDIV services

The network provider options for CDIV services supported with the binary option are those described in 3GPP TS 24.604 [2] Table 4.3.1.2.

6.1.2.8 Communication Waiting (CW)

CW is described in 3GPP TS 24.615 [9] and matches the corresponding PSTN/ISDN and CS supplementary service.

- Information elements
 - Service Authorized
 - Service Activated
 - Subscription option: Served user subscribes to "calling user receives notification that his call is waiting".

6.1.2.9 Communication HOLD (HOLD)

HOLD is described in 3GPP TS 24.610 [7] and matches the corresponding PSTN/ISDN and CS supplementary service.

- Information elements
 - Service Authorized
 - Service Activated.

6.1.2.10 Communication Barring (CB)

CB is described in 3GPP TS 24.611 [8] and comprises 2 services: Incoming Communication Barring (ICB) and Outgoing Communication Barring (OCB).

CB partially matches the corresponding PSTN/ISDN and CS Call Barring supplementary service. As no one of the communication barring rule conditions described in 3GPP TS 24.611 [8] subclause 4.9.1.4 applies to the corresponding PSTN/ISDN and CS Call Barring service, ICB applies to all incoming communications and OCB applies to all outgoing communications.

- Information elements for ICB
 - Service Authorized
 - Service Activated.
- Information elements for OCB
 - Service Authorized
 - Service Activated.

6.1.2.11 Completion of Communications to Busy Subscriber (CCBS)

CCBS is described in 3GPP TS 24.642 [12] and matches the corresponding PSTN/ISDN and CS supplementary service.

- Information elements
 - Service Authorized
 - Service Activated.

6.1.2.12 Completion of Communications on No Reply (CCNR)

CCNR is described in 3GPP TS 24.642 [12] and matches the corresponding PSTN/ISDN and CS supplementary service.

Information elements

- Service Authorized
- Service Activated.

6.1.2.13 Message Waiting Indication (MWI)

MWI is described in 3GPP TS 24.606 [4] and matches the corresponding PSTN/ISDN and CS supplementary service.

- Information elements
 - Service Authorized
 - Service Activated.

6.1.2.14 CONFerence (CONF)

CONF is described in 3GPP TS 24.605 [3] and matches the corresponding PSTN/ISDN and CS supplementary service.

- Information elements
 - Service Authorized
 - Service Activated.

6.1.2.15 Advice Of Charge (AOC)

AOC is described in 3GPP TS 32.280 [22] and in 3GPP TS 24.647 [13]. It comprises 3 services AOC-S, AOC-D, AOC-E.

AOC matches the corresponding PSTN/ISDN and CS service.

- Information elements
 - Service Authorized (for each service AOC-S, AOC-D, AOC-E)
 - Service Activated (for each service AOC-S, AOC-D, AOC-E).
 - AOC service type: as described in 3GPP TS 32.280 [22]
 - AOC service obligatory type: as described in 3GPP TS 32.280 [22]
 - Preferred AOC currency: as described in 3GPP TS 32.280 [22]
 - AOC format: as described in 3GPP TS 32.280 [22]

6.1.2.16 Explicit Communication Transfer (ECT)

ECT is described in 3GPP TS 24.629 [11] and matches the corresponding PSTN/ISDN and CS supplementary service.

- Information elements
 - Service Authorized

- Service Activated.

6.1.2.17 Reverse Charging

Reverse charging for the binary option is not supported in this release.

6.1.2.18 Closed User Group (CUG)

CUG is described in 3GPP TS 24.654 [14].

CUG for the binary option is not supported in this release.

6.1.2.19 Three-Party (3PTY)

3PTY is described in 3GPP TS 24.605 [3] as a particular case of CONF service and matches the corresponding PSTN/ISDN and CS supplementary service.

6.1.2.20 Flexible Alerting (FA)

FA is described in 3GPP TS 24.239 [15].

- Information elements for the FA Pilot of a FA group
 - Service Authorized
 - Service Activated.
 - Single user, Multiple users: as described in 3GPP TS 24.239 [15]
 - Pilot/Member status: states if the FA Pilot identity is also a FA Member identity
 - Membership: Demand or Permanent as described in 3GPP TS 24.239 [15]
 - List of FA Members identities
- Information elements for the FA member
 - Service Authorized
 - List of FA groups to which the FA member belongs to
 - FA Member status: Active / Inactive on a per FA group basis
 - Default FA groups for the FA member

6.1.2.21 Customized Alerting Tones (CAT)

CAT is described in 3GPP TS 24.182 [21] and matches the corresponding CS supplementary service.

- Information elements
 - Service Authorized
 - Service Activated.

6.2 Datasets and Service Indications

6.2.1 Introduction

The subclause 6.2 specifies the binary description of the service data of the subset of MMTEL service to be stored on the HSS and corresponding to the PSTN/ISDN and CS supplementary services. Care has been taken to define rules for extendibility, backward compatibility and compactness, since future data structures can evolve from this definition.

The Service Data contained in the Repository Data of one Service Indication may be a complete service suite definition, or can be viewed as a portion of a service definition. The remaining portion of a service definition may be comprised of elements specific to a subsequent part of the standardised service or a later addition of elements due to new functionalities of a service in a new release, or proprietary extensions.

To ensure these possibilities, Service Data for the binary option are grouped in a certain number of binary datasets hereafter presented.

6.2.2 Datasets

The structure of datasets described in subclause 6.3.2 allows to define different types of datasets. In this release, the following datasets are defined:

- the MMTELPSTN-ISDN-CS dataset containing parameters associated to the subset of MMTEL services matching the PSTN/ISDN and CS supplementary services.
- the AOC dataset containing parameters for the AOC service,
- the FA pilot dataset containing parameters of the FA pilot in the FA service,
- the FA member dataset containing parameters of the FA member in the FA service.

Additional services (e.g. new MMTEL services or proprietary MMTEL services) may be defined using new datasets.

6.2.3 Service Indications

Dedicated Service Indications shall be used within the binary option for the subset of MMTEL services corresponding to the PSTN/ISDN and CS supplementary services.

The Service indication with the value "MMTEL-PSTN-ISDN-CS-BINARY" shall have a Service Data field containing:

- the MMTEL-PSTN-ISDN-CS dataset.
- the AOC dataset when the AOC service is configured for the user.

The Service indication with the value "MMTEL-EXTENSION-BINARY-1" shall be used when the FA service is configured for a user and shall have a Service Data field containing the FA dataset.

New Service Indications can be introduced in the future and associated to new types of datasets.

Proprietary extensions shall use not standardized Service Indications. There is no constraint for the data structure of the proprietary Service Data. Nevertheless, the concept of dataset can be used with a proprietary content.

6.3 Binary coding general

6.3.1 Introduction

The subclause 6.3 gives the general specifications to describe the MMTEL Service data in a binary coding.

6.3.2 Dataset layout

The datasets are defined with a compact structure. The compact structure shall consist:

- of a tag-length-value format: this includes a defined 'dataset identifier' and 'length',
- followed by a fixed format structure, wherein defined bits, bytes, 4byte tuples represent known or reserved information elements of a MMTEL service,
- finally, to accommodate length variation of some data (e.g. SIP-URI), it accommodates a variable length section.

A dataset shall be 4-byte aligned.

Within a dataset structure, different common data forms are defined. These include some fairly standard terms and rules, derived from common practice for 32-bit processors:

Byte == octet

Long == 4 bytes (signed and unsigned)

Short == 2 bytes (signed, unsigned)

Data alignment is such that the size of the data set shall be a 4-byte multiple and be achieved with a padding feature at the end of the dataset.

Bit fields take up only the number of bits they say they do. Alignment of bit fields is not across a 4-byte boundary.

6.3.3 Order

Network byte ordering means most significant byte first.

Bit field order: Most significant bit first.

6.3.4 Character representation

Character representation uses UTF-8 representation.

String representations should be displayable.

6.3.5 Byte representation

Byte structures can be variable in length. They use the tag-length value approach, wherein the length defines the end of a variable length byte definition.

Variable byte structures interpreted as strings should not contain the null character.

If no variable length data were defined, then a dataset would have fixed length.

When there are variable length data, the dataset length will not remain constant from subscriber to subscriber, as each may have different variable length parameters.

6.3.6 Variable size data

Some data must remain flexibly defined regarding their length. Main example is strings, such as URIs, digit-strings, IMPUs.

The fixed format part of the dataset contains the information that is used when identifying variable length data described in the dataset. This information comprises:

- `variable_data_offset` (unsigned short): byte offset from the dataset start
- `variable_data_length` (unsigned short): number of bytes.

The `variable_data_offset` is the offset (in bytes) from the beginning of dataset to the beginning of a variable data. The `variable_data_length` determines the end of the variable data. A `variable_data_offset` of 0 indicates a non-provided sequence.

A specific dataset does not have a specific size, although it will at least have a minimum size (the size if no variable data are defined at all).

The offset plus the length information shall verify:

- i. `offset` \geq fixed size of the fixed part of the dataset (unless `offset` == 0), and
- ii. `offset+length` \leq total size of the dataset.
- iii. there is no overlap between variable data.

6.3.7 Variable length data constraints

The following complements the usage of the pointer references (offset and length):

- a) The order of variable data values in the variable section of the dataset shall match the order of the offset + length elements in the fixed section of the dataset. Offsets to data shall have increasing values in the order the offsets are encountered in the fixed portion of the dataset.
- b) When the size of a variable length data field increases, the entire variable length section of the dataset must be realigned.
- c) When there is no variable data associated to an offset data, the length shall be 0, and the offset shall have a value equal to the value of the next offset encountered in the fixed portion of the dataset.
- d) If the same data value appears more than once in a given dataset, it shall not be implemented as two pointers to the same value.
- e) Holes should not occur between variable data values.

If they do, then the AS is not responsible for maintaining the information in these holes and alternate ASs may remove them in subsequent write actions.

- f) Space after the last variable data value is not significant, and may not be retained.

An example of a dataset with variable length data is given for information in Annex A.

6.4 Binary coding of datasets

6.4.1 Dataset Header

Each dataset shall start with a Dataset Header.

- DATASET_HEADER

Table 6.4.1-1: Dataset Header

3	3	2	2	2	2	2	2	2	2	2	2	1	1	1	1	1	1	1	1	1	1	0	0	0	0	0	0	0	0	0	0	0	0
1	0	9	8	7	6	5	4	3	2	1	0	9	8	7	6	5	4	3	2	1	0	9	8	7	6	5	4	3	2	1	0		
dataset_identifier												dataset_length																					

- dataset_identifier

It differentiates the data sets contained in the Service Data of the same Service Indication. It identifies the data structure of the dataset.

- dataset_length

Length in bytes of the dataset including the DATASET_HEADER.

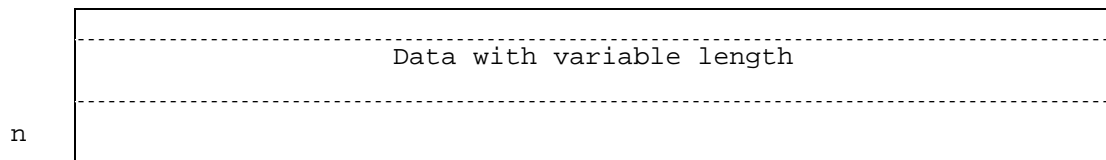
6.4.2 MMTEL-PSTN-ISDN-CS Dataset

6.4.2.1 MMTEL-PSTN-ISDN-CS Dataset content

Table 6.4.2.1-1: MMTEL-PSTN-ISDN-CS Dataset fields

3	3	2	2	2	2	2	2	2	2	2	2	1	1	1	1	1	1	1	1	1	1	0	0	0	0	0	0	0	0	0	0	0	
1	0	9	8	7	6	5	4	3	2	1	0	9	8	7	6	5	4	3	2	1	0	9	8	7	6	5	4	3	2	1	0		
4-byte tuple		DATASET_HEADER																															
0																																	

4	
8	service_authorisation
12	
16	service_activation
20	
24	RESERVED
28	identity_services_param
32	
36	CFU_param
40	
44	CFB_param
48	
52	CFNR_param
56	
60	CFNRc_param
64	
68	CFNL_param
72	
76	CD_param
80	
84	CDIV_network_provider_options
88	CW_param
92	
96	ICB_param
100	
104	OCB_param
108	
112	RESERVED
116	
120	RESERVED
124	



NOTE: ACR, HOLD, CCBS, CCNR, MWI, CONF, AOC, ECT, CAT have no parameter field.

6.4.2.2 Dataset Header

- dataset_identifier

The value of dataset_identifier of the MMTEL-PSTN-ISDN-CS Dataset is 1.

6.4.2.3 service_authorisation

Bit field that can support up to 64 services. A bit is associated to a MMTEL Service and indicates if:

- it is authorized: bit value 1,
- or not: bit value 0.

Bit-0	Reserved
Bit-1	OIP
Bit-2	OIR
Bit-3	TIP
Bit-4	TIR
Bit-5	MCID
Bit-6	ACR
Bit-7	CFU
Bit-8	CFB
Bit-9	CFNR
Bit-10	CFNRc
Bit-11	CFNL
Bit-12	CD
Bit-13	Reserved
Bit-14	CW
Bit-15	HOLD
Bit-16	Incoming CB
Bit-17	Outgoing CB
Bit-18	CCBS
Bit-19	CCNR
Bit-20	MWI
Bit-21	CONF
Bit-22	AOC-S
Bit-23	AOC-D
Bit-24	AOC-E
Bit-25	Reserved
Bit-26	Reserved
Bit-27	ECT
Bit-28	CAT
Bit-29	FA

6.4.2.4 service_activation

Bit field that can support up to 64 services. A bit is associated to a MMTEL Service and indicates if the MMTEL service is activated. Indexation is the same as for service_authorization.

6.4.2.5 identity_services_param

Table 6.4.2.5-1: identity_services_param fields

4-byte tuple	3	3	2	2	2	2	2	2	2	2	2	1	1	1	1	1	1	1	1	1	0	0	0	0	0	0	0	0	0	0	0	0	0	0
	1	0	9	8	7	6	5	4	3	2	1	0	9	8	7	6	5	4	3	2	1	0	9	8	7	6	5	4	3	2	1	0		
28	(a)	(b)	(c)	(d)	(e)	(f)	(g)	(h)	(i)	RESERVED																								

Table 6.4.2.5-2: identity_services_param values

Field	Identity services Parameters	Value	Binary value	
(a)	OIR mode	Permanent mode Temporary mode	Bit 31 0 0	Bit 30 0 1
(b)	OIR Temporary Mode Default	Presentation restricted Presentation not restricted	Bit 29 0 0	Bit 28 0 1
(c)	OIR restriction	Restrict the asserted identity Restrict all private information appearing in headers	Bit 27 0 0	Bit 26 0 1
(d)	OIP Override capability	No Yes	Bit 25 0 0	Bit 24 0 1
(e)	TIR Mode	Permanent mode Temporary mode	Bit 23 0 0	Bit 22 0 1
(f)	TIR Temp Mode Default	Presentation restricted Presentation not restricted	Bit 21 0 0	Bit 20 0 1
(g)	TIP Override capability	No Yes	Bit 19 0 0	Bit 18 0 1
(h)	Reserved			
(i)	MCID Mode	Permanent Temporary	Bit 15 0 0	Bit 14 0 1

6.4.2.6 CFU_param

Table 6.4.2.6-1: CFU_param fields

4-byte tuple	3	3	2	2	2	2	2	2	2	2	2	1	1	1	1	1	1	1	1	1	1	0	0	0	0	0	0	0	0	0	0	0	0	0
	1	0	9	8	7	6	5	4	3	2	1	0	9	8	7	6	5	4	3	2	1	0	9	8	7	6	5	4	3	2	1	0		
32	RESERVED										CFU_subscription_options (a) (b) (c) (d) (e) (f) (g) (h)																							
36	CFU_divertedto_destination_Offset										CFU_divertedto_destination_Length																							

- CFU_divertedto_destination_offset is the pointer to CFU diverted-to destination in the variable part of the MMTEL-PSTN-ISDN-CS Dataset.
- CFU_subscription_options: described in subclause 6.4.2.12.

6.4.2.7 CFB_param

Table 6.4.2.7-1: CFB_param fields

4-byte tuple	3 3 2 2 2 2 2 2 2 2 2 2 1 1 1 1 1 1 1 1 1 1 0 0 0 0 0 0 0 0 0 0 0 0	1 0 9 8 7 6 5 4 3 2 1 0 9 8 7 6 5 4 3 2 1 0 9 8 7 6 5 4 3 2 1 0
	RESERVED	
40	CFB_subscription_options	(a) (b) (c) (d) (e) (f) (g) (h)
44	CFB_divertedto_destination_Offset	CFB_divertedto_destination_Length

- CFB_divertedto_destination_offset is the pointer to CFB diverted-to destination in the variable part of the MMTEL-PSTN-ISDN-CS Dataset.
- CFB_subscription_options: described in subclause 6.4.2.12.

6.4.2.8 CFNR_param

Table 6.4.2.8-1: CFNR_param fields

4-byte tuple	3 3 2 2 2 2 2 2 2 2 2 2 2 1 1 1 1 1 1 1 1 1 1 1 0 0 0 0 0 0 0 0 0 0 0 0	1 0 9 8 7 6 5 4 3 2 1 0 9 8 7 6 5 4 3 2 1 0 9 8 7 6 5 4 3 2 1 0
	no_reply_timer	
48	CFNR_subscription_options	(a) (b) (c) (d) (e) (f) (g) (h)
52	CFNR_divertedto_destination_Offset	CFNR_divertedto_destination_Length

- CFNR_divertedto_destination_offset is the pointer to CFNR diverted-to destination in the variable part of the MMTEL-PSTN-ISDN-CS Dataset.
- CFNR_subscription_options: described in subclause 6.4.2.12.
- no_reply_timer is an integer with values between 0 and 180 seconds for communication forwarding on no reply timer.

6.4.2.9 CFNRc_param

Table 6.4.2.9-1: CFNRc_param fields

4-byte tuple	3 3 2 2 2 2 2 2 2 2 2 2 2 1 1 1 1 1 1 1 1 1 1 1 0 0 0 0 0 0 0 0 0 0 0 0	1 0 9 8 7 6 5 4 3 2 1 0 9 8 7 6 5 4 3 2 1 0 9 8 7 6 5 4 3 2 1 0
	RESERVED	
56	CFNRc_subscription_options	(a) (b) (c) (d) (e) (f) (g) (h)
60	CFNRc_divertedto_destination_Offset	CFNRc_divertedto_destination_Length

- CFNRc_divertedto_destination_offset is the pointer to CFNRc diverted-to destination in the variable part of the MMTEL-PSTN-ISDN-CS Dataset.
- CFNRc_subscription_options: described in subclause 6.4.2.12.

6.4.2.10 CFNL_param

Table 6.4.2.10-1: CFNL_param fields

4-byte tuple	3 3 2 2 2 2 2 2 2 2 2 2 2 1 1 1 1 1 1 1 1 1 1 1 0 0 0 0 0 0 0 0 0 0 0 0	1 0 9 8 7 6 5 4 3 2 1 0 9 8 7 6 5 4 3 2 1 0 9 8 7 6 5 4 3 2 1 0
	RESERVED	
64	CFNL_subscription_options	(a) (b) (c) (d) (e) (f) (g) (h)
68	CFNL_divertedto_destination_Offset	CFNL_divertedto_destination_Length

Offset	Length
--------	--------

- CFNL_divertedto_destination_offset is the pointer to CFNL diverted-to destination in the variable part of the MMTEL-PSTN-ISDN-CS Dataset.
- CFNL_subscription_options: described in subclause 6.4.2.12.

6.4.2.11 CD_param

Table 6.4.2.11-1: CD_param fields

4-byte tuple	3 3 2 2 2 2 2 2 2 2 2 2 1 1 1 1 1 1 1 1 1 1 0 0 0 0 0 0 0 0 0 0 0 0	1 0 9 8 7 6 5 4 3 2 1 0 9 8 7 6 5 4 3 2 1 0 9 8 7 6 5 4 3 2 1 0
72	RESERVED	CD_subscription_options (a) (b) (c) (d) (e) (f) (g) (h)
76	RESERVED	RESERVED

- CD_subscription_options: described in subclause 6.4.2.12.

6.4.2.12 Subscription options of CDIV Services

CFU_subscription_options, CFB_subscription_options, CFNR_subscription_options, CFNRc_subscription_options, CFNL_subscription_options, CD_subscription_options use the same format with bit fields according to the following tables:

Table 6.4.2.12-1: CDIV Subscription options bit field

1 1 1 1 1 1 0 0 0 0 0 0 0 0 0 0
5 4 3 2 1 0 9 8 7 6 5 4 3 2 1 0
(a) (b) (c) (d) (e) (f) (g) (h)

Table 6.4.2.12-2: CDIV Subscription options binary values

Field	Subscription options	Value	Binary value		Applicability
(a)	Served user receives indication that a communication has been forwarded	No Yes	Bit 15 0 0	Bit 14 0 1	CFU CFB CFNR CFNRc
(b)	Originating user receives notification that his communication has been diverted (forwarded or deflected).	No Yes	Bit 13 0 0	Bit 12 0 1	CFU CFB CFNR CFNRc CFNL CD
(c)	Served user allows the presentation of diverted to URI to originating user in diversion notification.	No Not reveal as GRUU Yes	Bit 11 0 1 0	Bit 10 0 0 1	CFU CFB CFNR CFNRc CFNL CD
(d)	Served user receives reminder indication on outgoing communication that CDIV is currently activated.	No Yes	Bit 9 0 0	Bit 8 0 1	CFU CFB CFNR CFNRc CFNL
(e)	Served user allows the presentation of his/her URI to diverted-to user.	No Not reveal as GRUU Yes	Bit 7 0 1 0	Bit 6 0 0 1	CFU CFB CFNR CFNRc CFNL CD
(f)	Served user allows the presentation of his/her URI to originating user in diversion notification.	No Not reveal as GRUU Yes	Bit 5 0 1 0	Bit 4 0 0 1	CFU CFB CFNR CFNRc CFNL CD
(g)	Reserved				
(h)	Reserved				

6.4.2.12A CDIV_network_provider_options

Table 6.4.2.12A-1: CDIV_network_provider_options fields

4-byte tuple	3	3	2	2	2	2	2	2	2	2	2	2	1	1	1	1	1	1	1	1	1	1	1	0	0	0	0	0	0	0	0	0	0	0	0	0
	1	0	9	8	7	6	5	4	3	2	1	0	9	8	7	6	5	4	3	2	1	0	9	8	7	6	5	4	3	2	1	0				
80	(a)	(b)	number_of diversions																																	
84	CDIV_indication_timer																												RESERVED							

- Fields (a) and (b)

Table 6.4.2.12A-2: CDIV_network_provider_options values

Field	Network provider option	Value	Binary value		Applicability
(a)	Served user communication retention on invocation of diversion	Retain communication to the served user until alerting begins at the diverted-to user	Bit 31 0	Bit 30 1	CFNR CD
		Clear communication to the served user on invocation of call diversion	0	0	
(b)	Served user communication retention when diverting is rejected at diverted-to user.	Continue to alert the diverting user	Bit 29 0	Bit 28 1	CFNR CD
		No action at the diverting user	0	0	

- number_of_diversions is an integer giving the total number of all diversions for each communication
- CDIV_indication_timer is an integer with values between 0 and 60 seconds.

6.4.2.13 CW_param

Table 6.4.2.13-1: CW_param fields

4-byte tuple	3	3	2	2	2	2	2	2	2	2	2	1	1	1	1	1	1	1	1	1	0	0	0	0	0	0	0	0	0	0	0	0
	1	0	9	8	7	6	5	4	3	2	1	0	9	8	7	6	5	4	3	2	1	0	9	8	7	6	5	4	3	2	1	0
88	(a)		RESERVED														RESERVED															

Table 6.4.2.13-2: CW_param values

Field	CW Parameters	Value	Binary value	
(a)	calling user receives notification that his call is waiting	No	Bit 31 0	Bit 30 0
		Yes	0	1

6.4.2.14 ICB_param

Table 6.4.2.14-1: ICB_param fields

4-byte tuple	3	3	2	2	2	2	2	2	2	2	2	1	1	1	1	1	1	1	1	1	1	0	0	0	0	0	0	0	0	0	0	0
	1	0	9	8	7	6	5	4	3	2	1	0	9	8	7	6	5	4	3	2	1	0	9	8	7	6	5	4	3	2	1	0
92	RESERVED														RESERVED																	
96	RESERVED														RESERVED																	

In this release, as indicated in subclause 6.1.2.10, there is no parameter that applies to the ICB service; ICB_param fields are Reserved.

6.4.2.15 OCB_param

Table 6.4.2.15-1: OCB_param fields

4-byte tuple	3	3	2	2	2	2	2	2	2	2	2	1	1	1	1	1	1	1	1	1	1	0	0	0	0	0	0	0	0	0	0	0
	1	0	9	8	7	6	5	4	3	2	1	0	9	8	7	6	5	4	3	2	1	0	9	8	7	6	5	4	3	2	1	0
100	RESERVED														RESERVED																	
102	RESERVED														RESERVED																	

In this release, as indicated in subclause 6.1.2.10, there is no parameter that applies to the OCB service; 0CB_param fields are Reserved.

6.4.2.16 Void

6.4.3 AOC Dataset

6.4.3.1 AOC Dataset content

Table 6.4.3.1-1: AOC Dataset fields

4-byte tuple	3	3	2	2	2	2	2	2	2	2	2	2	2	1	1	1	1	1	1	1	1	1	1	1	0	0	0	0	0	0	0	0	0	0	0	0
	1	0	9	8	7	6	5	4	3	2	1	0	9	8	7	6	5	4	3	2	1	0	9	8	7	6	5	4	3	2	1	0				
0	DATASET_HEADER																																			
4	AOC_service_type						AOC_service_obligatory_type						RESERVED						AOC_format																	
8	Preferred_AOC_currency																																			

6.4.3.2 Dataset Header

- dataset_identifier

The value of dataset_identifier of the AOC Dataset is 2.

6.4.3.3 AOC_service_type

Table 6.4.3.3-1: AOC_service_type fields

4-byte tuple	3	3	2	2	2	2	2	2	2	2	2	2	2	1	1	1	1	1	1	1	1	1	1	1	1	0	0	0	0	0	0	0	0	0	0	0	0
	1	0	9	8	7	6	5	4	3	2	1	0	9	8	7	6	5	4	3	2	1	0	9	8	7	6	5	4	3	2	1	0					
4	(a)	(b)	(c)	(d)																																	

Table 6.4.a.3-2: AOC_service_type values

Field	AOC service type	Value	Binary value	
(a)	AOC service type (AOC-S)	No Yes	Bit 31 0 0	Bit 30 0 1
(b)	AOC service type (AOC-D)	No Yes	Bit 29 0 0	Bit 28 0 1
(c)	AOC service type (AOC-E)	No Yes	Bit 27 0 0	Bit 26 0 1
(d)	RESERVED		Bit 25	Bit 24

6.4.3.4 AOC_service_obligatory_type

Table 6.4.3.4-1: AOC_service_obligatory_type fields

4-byte tuple	3	3	2	2	2	2	2	2	2	2	2	2	2	1	1	1	1	1	1	1	1	1	0	0	0	0	0	0	0	0	0	0	0			
	1	0	9	8	7	6	5	4	3	2	1	0	9	8	7	6	5	4	3	2	1	0	9	8	7	6	5	4	3	2	1	0				
4																	(a)	(b)	(c)	(d)																

Table 6.4.3.4-2: AOC_service_obligatory_type values

Field	AOC service obligatory type	Value	Binary value	
(a)	AOC service obligatory type for AOC-S	None AOC-I AOC-C	Bit 23 0 0 1	Bit 22 0 1 0
(b)	AOC service obligatory type for AOC-D	None AOC-I AOC-C	Bit 21 0 0 1	Bit 20 0 1 0
(c)	AOC service obligatory type for AOC-E	None AOC-I AOC-C	Bit 19 0 0 1	Bit 18 0 1 0
(d)	RESERVED		Bit 17	Bit 16

6.4.3.5 Preferred_AOC_currency

Preferred_AOC_currency is of type Unsigned32 and contains the currency numeric code as defined in ISO 4217 [23].

6.4.3.6 AOC_format

Table 6.4.3.6-1: AOC_format fields

4-byte tuple	3	3	2	2	2	2	2	2	2	2	2	2	2	1	1	1	1	1	1	1	1	1	1	0	0	0	0	0	0	0	0	0	0			
	1	0	9	8	7	6	5	4	3	2	1	0	9	8	7	6	5	4	3	2	1	0	9	8	7	6	5	4	3	2	1	0				
4																	(a)	(b)	(c)	(d)																


Table 6.4.3.6-2: AOC_format values

Field	AOC_format	Value	Binary value	
(a)	AOC format for AOC-S	None Monetary Non Monetary CAI	Bit 23 0 0 1 1	Bit 22 0 1 0 1
(b)	AOC format for AOC-D	None Monetary Non Monetary CAI	Bit 21 0 0 1 1	Bit 20 0 1 0 1
(c)	AOC format for AOC-E	None Monetary Non Monetary CAI	Bit 19 0 0 1 1	Bit 18 0 1 0 1
(d)	RESERVED		Bit 17	Bit 16

6.4.4 FA Pilot Dataset

6.4.4.1 FA Pilot Dataset contentTable

6.4.4.1-1: FA Pilot Dataset fields



6.4.4.2 Dataset Header

- dataset_identifier

The value of dataset_identifier of the FA Pilot Dataset is 3.

6.4.4.3 FA_pilot_param

Table 6.4.4.3-1: FA_pilot_param fields

4-byte tuple	3 3 2 2 2 2 2 2 2 2 2 2 1 1 1 1 1 1 1 1 1 1 0 0 0 0 0 0 0 0 0 0 0 0
	1 0 9 8 7 6 5 4 3 2 1 0 9 8 7 6 5 4 3 2 1 0 9 8 7 6 5 4 3 2 1 0
	Reserved
	Reserved

Table 6.4.4.3-2: FA_pilot_param values

Field	FA Pilot Parameters	Value	Binary value
(a)	Pilot/Member status	FA Pilot is not FA Member	Bit 31 0
		FA Pilot is FA Member	1
(b)	Single/multiple user	Single User	Bit 30 0
		Multiple Users	1
(c)	Membership	FA Membership is Permanent	Bit 29 0
		FA Membership is on Demand	1

6.4.4.4 FA_members_list_pointer

The `FA_members_list_pointer` is an offset, as defined in clause 6.3.6, pointing to the beginning of `FA_members_list`.

6.4.4.5 FA_members_number

`FA_members_number` indicates the number of FA members and is an integer.

6.4.4.6 FA_members_list

Table 6.4.4.6-1: FA_members_list fields

4-byte tuple	3 3 2 2 2 2 2 2 2 2 2 2 1 1 1 1 1 1 1 1 1 1 1 0 0 0 0 0 0 0 0 0 0 0 0 0
	1 0 9 8 7 6 5 4 3 2 1 0 9 8 7 6 5 4 3 2 1 0 9 8 7 6 5 4 3 2 1 0
	FA_member_offset
	FA_member_length
	Reserved
	FA_member_offset
	FA_member_length
	Reserved

`FA_members_list` comprises identical field sets of which the number is the number of FA members.

Each field set comprises:

- `FA_member_offset`: as defined in clause 6.3.6, it points to the beginning of the FA member IMPU field
- `FA_member_length`: it gives the length of the `FA_member IMPU` field
- A Reserved field

6.4.4.7 FA_member IMPU

`FA_member IMPU` gives the IMPU of a FA member and is a string of variable length.

6.4.5 FA Member Dataset

6.4.5.1 FA Member Dataset content

Table 6.4.5.1-1: FA Member Dataset fields

4-byte tuple	3	3	2	2	2	2	2	2	2	2	2	1	1	1	1	1	1	1	1	1	1	0	0	0	0	0	0	0	0	0	0	0	0	0	0	0	0					
	1	0	9	8	7	6	5	4	3	2	1	0	9	8	7	6	5	4	3	2	1	0	9	8	7	6	5	4	3	2	1	0	9	8	7	6	5	4	3	2	1	0
0	DATASET_HEADER																																									
4	FA_member_param																																									
8	FA_groups_list_pointer																				FA_groups_number																					
12	FA groups list																																									

	FA pilot IMPU																																									

	FA pilot IMPU																																									

6.4.5.2 Dataset Header

- dataset_identifier

The value of dataset_identifier of the FA Member Dataset is 4.

6.4.5.3 FA_member_param

Table 6.4.5.3-1: FA_member_param fields

4-byte tuple	3	3	2	2	2	2	2	2	2	2	2	1	1	1	1	1	1	1	1	1	1	1	0	0	0	0	0	0	0	0	0	0	0	0	0	0	0	0	0	0		
	1	0	9	8	7	6	5	4	3	2	1	0	9	8	7	6	5	4	3	2	1	0	9	8	7	6	5	4	3	2	1	0	9	8	7	6	5	4	3	2	1	0
	Reserved																				Reserved																					

6.4.5.4 FA_groups_list_pointer

The FA_groups_list_pointer is an offset, as defined in clause 6.3.6, pointing to the beginning of FA_groups_list.

6.4.5.5 FA_groups_number

FA_groups_number indicates the number of FA groups which the FA member belongs to and is an integer.

6.5 Compatibility mechanism

6.5.1 General

The subclause 6.5 describes the mechanism to aid compatibility of the binary format when introducing extensions to the binary option content given in subclause 6.1.2 for new features in the services supported or for new services.

An AS supporting the new feature/service may generate transparent data where reserved fields of a dataset are allocated or new datasets are defined. This transparent data may be accessed by another AS that does not support the extensions which may cause interoperability issues.

6.5.2 Reserved fields

Reserved fields are defined in the datasets. An AS shall not modify the content of such reserved fields when updating a dataset in the HSS.

6.5.3 Addition of new datasets

As new datasets defined according to subclause 6.2.2 may be introduced in the same transparent data containing the MMTEL-PSTN-CS dataset and so associated to the same service indication, an AS that does not support these new datasets shall not modify the content of these datasets when rewriting the transparent data in the HSS.

7 MMTEL service data definition based on XML

7.1 General principles

The general structure of the MMTEL service data document is shown in Figure 7.1-1

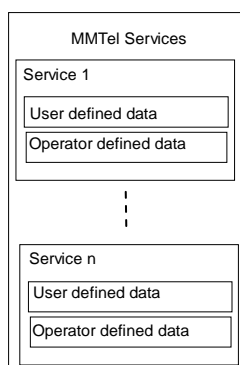


Figure 7.1-1: General structure of MMTEL service document

The MMTEL document consists of the services. Each service consists of a user defined part and an operator defined part. The user defined data is found in each of the MMTEL supplementary service specifications. The operator defined part consists of authorization of the service, and of the subscription options for each of the services.

7.2 MMTEL services specification

7.2.0 Service Indications

A dedicated Service Indication shall be used within the XML option for MMTel services. The value of the Service Indication shall be "MMTEL-Services".

Proprietary extensions shall use not standardized Service Indications. There is no constraint for the data structure of the proprietary Service Data.

7.2.1 MMTEL services schema

The following shows the MMTEL Services schema:

```

<?xml version="1.0" encoding="UTF-8"?>
<xs:schema xmlns:ss="http://uri.etsi.org/ngn/params/xml/simservs/xcap"
xmlns:xs="http://www.w3.org/2001/XMLSchema" xmlns:cp="urn:ietf:params:xml:ns:common-policy"
xmlns:ocp="urn:oma:xml:xdm:common-policy"
targetNamespace="http://uri.etsi.org/ngn/params/xml/simservs/xcap" elementFormDefault="qualified"
attributeFormDefault="unqualified">
  <xs:include schemaLocation="XCAP.xsd"/>
  <xs:include schemaLocation="operator-common-data.xsd"/>
  <xs:include schemaLocation="originating-identity-presentation.xsd"/>
  <xs:include schemaLocation="terminating-identity-presentation.xsd"/>
  <xs:include schemaLocation="communication-diversion.xsd"/>
  <xs:include schemaLocation="communication-waiting.xsd"/>
  <xs:include schemaLocation="communication-barring.xsd"/>
  <xs:include schemaLocation="operator-originating-identity-presentation.xsd"/>
  <xs:include schemaLocation="operator-terminating-identity-presentation.xsd"/>
  <xs:include schemaLocation="operator-malicious-communication-identification.xsd"/>
  <xs:include schemaLocation="operator-communication-diversion.xsd"/>
  <xs:include schemaLocation="operator-communication-waiting.xsd"/>
  <xs:include schemaLocation="operator-communication-hold.xsd"/>
  <xs:include schemaLocation="operator-communication-barring.xsd"/>
  <xs:include schemaLocation="operator-completion-of-communication.xsd"/>
  <xs:include schemaLocation="operator-message-waiting-indication.xsd"/>
  <xs:include schemaLocation="operator-conference.xsd"/>
  <xs:include schemaLocation="operator-advice-of-charge.xsd"/>
  <xs:include schemaLocation="operator-explicit-communication-transfer.xsd"/>
  <xs:include schemaLocation="operator-customized-alerting-tone.xsd"/>
  <xs:include schemaLocation="operator-flexible-alerting.xsd"/>
  <xs:include schemaLocation="flexible-alerting.xsd"/>
  <xs:element name="MMTelServices" type="ss:tMMTelServicesType"/>
  <xs:complexType name="tMMTelServicesType">
    <xs:sequence>
      <xs:element name="complete-originating-identity-presentation" type="ss:complete-originating-identity-presentation-type" minOccurs="0"/>
      <xs:element name="complete-originating-identity-restriction" type="ss:complete-originating-identity-restriction-type" minOccurs="0"/>
      <xs:element name="complete-terminating-identity-presentation" type="ss:complete-terminating-identity-presentation-type" minOccurs="0"/>
      <xs:element name="complete-terminating-identity-restriction" type="ss:complete-terminating-identity-restriction-type" minOccurs="0"/>
      <xs:element name="complete-malicious-communication-identification" type="ss:complete-malicious-communication-identification-type" minOccurs="0"/>
      <xs:element name="complete-communication-diversion" type="ss:complete-communication-diversion-type" minOccurs="0"/>
      <xs:element name="complete-communication-waiting" type="ss:complete-communication-waiting-type" minOccurs="0"/>
      <xs:element name="complete-communication-hold" type="ss:complete-communication-hold-type" minOccurs="0"/>
      <xs:element name="complete-communication-barring" type="ss:complete-communication-barring-type" minOccurs="0"/>
      <xs:element name="complete-completion-of-communication-busy-subscriber" type="ss:complete-completion-of-communication-busy-subscriber-type" minOccurs="0"/>
      <xs:element name="complete-completion-of-communication-no-reply" type="ss:complete-completion-of-communication-no-reply-type" minOccurs="0"/>
      <xs:element name="complete-message-waiting-indication" type="ss:complete-message-waiting-indication-type" minOccurs="0"/>
      <xs:element name="complete-conference" type="ss:complete-conference-type" minOccurs="0"/>
      <xs:element name="complete-advice-of-charge" type="ss:complete-advice-of-charge-type" minOccurs="0"/>
      <xs:element name="complete-explicit-communication-transfer" type="ss:complete-explicit-communication-transfer-type" minOccurs="0"/>
      <xs:element name="complete-customized-alerting-tone" type="ss:complete-customized-alerting-tone-type" minOccurs="0"/>
      <xs:element name="complete-flexible-alerting" type="ss:complete-flexible-alerting-type" minOccurs="0"/>
    </xs:sequence>
  </xs:complexType>
  <xs:complexType name="complete-originating-identity-presentation-type">
    <xs:sequence>
      <xs:element ref="ss:originating-identity-presentation"/>
      <xs:element ref="ss:operator-originating-identity-presentation"/>
    </xs:sequence>
  </xs:complexType>
  <xs:complexType name="complete-originating-identity-restriction-type">

```

```

<xs:sequence>
  <xs:element ref="ss:originating-identity-presentation-restriction"/>
  <xs:element ref="ss:operator-originating-identity-presentation-restriction"/>
</xs:sequence>
</xs:complexType>
<xs:complexType name="complete-terminating-identity-presentation-type">
<xs:sequence>
  <xs:element ref="ss:terminating-identity-presentation"/>
  <xs:element ref="ss:operator-terminating-identity-presentation"/>
</xs:sequence>
</xs:complexType>
<xs:complexType name="complete-terminating-identity-restriction-type">
<xs:sequence>
  <xs:element ref="ss:terminating-identity-presentation-restriction"/>
  <xs:element ref="ss:operator-terminating-identity-presentation-restriction"/>
</xs:sequence>
</xs:complexType>
<xs:complexType name="complete-malicious-communication-identification-type">
<xs:sequence>
  <xs:element ref="ss:operator-malicious-communication-identification"/>
</xs:sequence>
</xs:complexType>
<xs:complexType name="complete-communication-diversion-type">
<xs:sequence>
  <xs:element ref="ss:communication-diversion"/>
  <xs:element ref="ss:operator-communication-diversion"/>
</xs:sequence>
</xs:complexType>
<xs:complexType name="complete-communication-waiting-type">
<xs:sequence>
  <xs:element ref="ss:communication-waiting"/>
  <xs:element ref="ss:operator-communication-waiting"/>
</xs:sequence>
</xs:complexType>
<xs:complexType name="complete-communication-hold-type">
<xs:sequence>
  <xs:element ref="ss:operator-communication-hold"/>
</xs:sequence>
</xs:complexType>
<xs:complexType name="complete-communication-barring-type">
<xs:sequence>
  <xs:element ref="ss:incoming-communication-barring"/>
  <xs:element ref="ss:outgoing-communication-barring"/>
  <xs:element ref="ss:operator-incoming-communication-barring"/>
  <xs:element ref="ss:operator-outgoing-communication-barring"/>
</xs:sequence>
</xs:complexType>
<xs:complexType name="complete-completion-of-communication-busy-subscriber-type">
<xs:sequence>
  <xs:element ref="ss:operator-completion-of-communication-busy-subscriber"/>
</xs:sequence>
</xs:complexType>
<xs:complexType name="complete-completion-of-communication-no-reply-type">
<xs:sequence>
  <xs:element ref="ss:operator-completion-of-communication-no-reply"/>
</xs:sequence>
</xs:complexType>
<xs:complexType name="complete-message-waiting-indication-type">
<xs:sequence>
  <xs:element ref="ss:operator-message-waiting-indication"/>
</xs:sequence>
</xs:complexType>
<xs:complexType name="complete-conference-type">
<xs:sequence>
  <xs:element ref="ss:operator-conference"/>
</xs:sequence>
</xs:complexType>
<xs:complexType name="complete-advice-of-charge-type">
<xs:sequence>
  <xs:element ref="ss:operator-advice-of-charge"/>
</xs:sequence>
</xs:complexType>
<xs:complexType name="complete-explicit-communication-transfer-type">
<xs:sequence>
  <xs:element ref="ss:operator-explicit-communication-transfer"/>
</xs:sequence>
</xs:complexType>
<xs:complexType name="complete-customized-alerting-tone-type">

```

```

<xs:sequence>
  <xs:element ref="ss:operator-customized-alerting-tone"/>
</xs:sequence>
</xs:complexType>
<xs:complexType name="complete-flexible-alerting-type">
  <xs:sequence>
    <xs:element ref="ss:flexible-alerting-default"/>
    <xs:element ref="ss:flexible-alerting-specific"/>
    <xs:choice>
      <xs:element ref="ss:operator-flexible-alerting"/>
      <xs:element ref="ss:operator-flexible-alerting-group"/>
    </xs:choice>
  </xs:sequence>
</xs:complexType>
</xs:schema>

```

The file "operator-common-data.xsd" contains all the common types of the operator data. This schema is defined as

```

<?xml version="1.0" encoding="UTF-8"?>
<xs:schema xmlns:xs="http://www.w3.org/2001/XMLSchema"
  xmlns:ss="http://uri.etsi.org/ngn/params/xml/simservs/xcap"
  targetNamespace="http://uri.etsi.org/ngn/params/xml/simservs/xcap" elementFormDefault="qualified"
  attributeFormDefault="unqualified">
  <!-- This schema file contains common types for the operator data-->
  <xs:element name="absOperatorService" type="ss:operatorServiceConfigType" abstract="true"/>
  <xs:complexType name="operatorServiceConfigType">
    <xs:attribute name="authorized" type="xs:boolean" use="required"/>
    <xs:anyAttribute namespace="##any" processContents="lax"/>
  </xs:complexType>
  <xs:simpleType name="identityPresentationModeType">
    <xs:restriction base="xs:string">
      <xs:enumeration value="permanent"/>
      <xs:enumeration value="temporary"/>
    </xs:restriction>
  </xs:simpleType>
  <xs:simpleType name="identityPresentationRestrictionType">
    <xs:restriction base="xs:string">
      <xs:enumeration value="only-identity"/>
      <xs:enumeration value="all-private-information"/>
    </xs:restriction>
  </xs:simpleType>
  <xs:simpleType name="identityPresentationRestrictionOverrideType">
    <xs:restriction base="xs:string">
      <xs:enumeration value="override-active"/>
      <xs:enumeration value="override-not-active"/>
    </xs:restriction>
  </xs:simpleType>
</xs:schema>

```

7.2.2 OIP service

The OIP service is specified together with OIR service in subclause 7.2.3.

7.2.3 OIR service

7.2.3.1 User defined data

The schema defined in subclause 4.10.2 of 3GPP TS 24.607 [5] shall be used.

7.2.3.2 Operator defined data

7.2.3.2.1 Data semantics

The OIP and OIR services are authorized by the operator by setting the "authorized" attributes of <operator-originating-identity-presentation> and <operator-originating-identity-presentation-restriction>, respectively, to "true".

7.2.3.2.2 XML Schema

```

<?xml version="1.0" encoding="UTF-8"?>

```

```

<xs:schema xmlns:xs="http://www.w3.org/2001/XMLSchema"
xmlns:ss="http://uri.etsi.org/ngn/params/xml/simservs/xcap"
targetNamespace="http://uri.etsi.org/ngn/params/xml/simservs/xcap" elementFormDefault="qualified"
attributeFormDefault="unqualified">
  <xs:annotation>
    <xs:documentation xml:lang="en">
      Operator part of the Originating Identity Presentation (OIP) and Originating Identity
      Restriction (OIR) services
    </xs:documentation>
  </xs:annotation>
  <!--xs:include schemaLocation="operator-common-data.xsd"/-->
  <xs:element name="operator-originating-identity-presentation"
substitutionGroup="ss:absOperatorService" nillable="true">
    <xs:complexType>
      <xs:complexContent>
        <xs:extension base="ss:operatorServiceConfigType">
          <xs:sequence>
            <xs:element name="restriction-override"
type="ss:identityPresentationRestrictionOverrideType" default="override-not-active" minOccurs="0"/>
          </xs:sequence>
        </xs:extension>
      </xs:complexContent>
    </xs:complexType>
  </xs:element>
  <xs:element name="operator-originating-identity-presentation-restriction"
substitutionGroup="ss:absOperatorService" nillable="true">
    <xs:complexType>
      <xs:complexContent>
        <xs:extension base="ss:operatorServiceConfigType">
          <xs:sequence>
            <xs:element name="mode" type="ss:identityPresentationModeType"/>
            <xs:element name="restriction" type="ss:identityPresentationRestrictionType"/>
          </xs:sequence>
        </xs:extension>
      </xs:complexContent>
    </xs:complexType>
  </xs:element>
</xs:schema>

```

7.2.4 TIP service

The TIP service is specified together with TIR service, see subclause 7.2.5.

7.2.5 TIR service

7.2.5.1 User defined data

The schema defined in subclause 4.9.2 of 3GPP TS 24.608 [6] shall be used.

7.2.5.2 Operator defined data

7.2.5.2.1 Data semantics

The TIP and TIR services are authorized by the operator by setting the "authorized" attributes of <operator-terminating-identity-presentation> and <operator-terminating-identity-presentation-restriction>, respectively, to "true".

7.2.5.2.2 XML Schema

```

<?xml version="1.0" encoding="UTF-8"?>
<xs:schema xmlns:xs="http://www.w3.org/2001/XMLSchema"
xmlns:ss="http://uri.etsi.org/ngn/params/xml/simservs/xcap"
targetNamespace="http://uri.etsi.org/ngn/params/xml/simservs/xcap" elementFormDefault="qualified"
attributeFormDefault="unqualified">
  <xs:annotation>
    <xs:documentation xml:lang="en">
      Operator part of the Terminating Identity Presentation (TIP) and Terminating Identity
      Restriction (TIR) services
    </xs:documentation>
  </xs:annotation>
  <!--xs:include schemaLocation="operator-common-data.xsd"/-->

```



```

    <xs:element name="operator-terminating-identity-presentation"
substitutionGroup="ss:absOperatorService" nillable="true">
  <xs:complexType>
    <xs:complexContent>
      <xs:extension base="ss:operatorServiceConfigType">
        <xs:sequence>
          <xs:element name="restriction-override"
type="ss:identityPresentationRestrictionOverrideType" default="override-not-active" minOccurs="0"/>
        </xs:sequence>
      </xs:extension>
    </xs:complexContent>
  </xs:complexType>
</xs:element>
<xs:element name="operator-terminating-identity-presentation-restriction"
substitutionGroup="ss:absOperatorService" nillable="true">
  <xs:complexType>
    <xs:complexContent>
      <xs:extension base="ss:operatorServiceConfigType">
        <xs:sequence>
          <xs:element name="mode" type="ss:identityPresentationModeType"/>
        </xs:sequence>
      </xs:extension>
    </xs:complexContent>
  </xs:complexType>
</xs:element>
</xs:schema>

```

7.2.6 MCID service

7.2.6.1 User defined data

No user data associated with MCID service is defined in 3GPP TS 24.616 [10].

7.2.6.2 Operator defined data

7.2.6.2.1 Data semantics

The MCID service is authorized and activated by the operator by setting the "authorized" attribute of <operator-malicious-communication-identification> to "true".

7.2.6.2.2 XML schema

```

<?xml version="1.0" encoding="UTF-8"?>
<xs:schema xmlns:xs="http://www.w3.org/2001/XMLSchema"
xmlns:ss="http://uri.etsi.org/ngn/params/xml/simservs/xcap"
targetNamespace="http://uri.etsi.org/ngn/params/xml/simservs/xcap" elementFormDefault="qualified"
attributeFormDefault="unqualified">
  <xs:annotation>
    <xs:documentation xml:lang="en">
      Operator part of the Malicious Communication Identification (MCID) service
    </xs:documentation>
  </xs:annotation>
  <!--xs:include schemaLocation="operator-common-data.xsd"/-->
  <xs:element name="operator-malicious-communication-identification"
substitutionGroup="ss:absOperatorService" nillable="true">
    <xs:complexType>
      <xs:complexContent>
        <xs:extension base="ss:operatorServiceConfigType">
          <xs:sequence>
            <xs:element name="mode">
              <xs:simpleType>
                <xs:restriction base="xs:string">
                  <xs:enumeration value="permanent"/>
                  <xs:enumeration value="temporary"/>
                </xs:restriction>
              </xs:simpleType>
            </xs:element>
          </xs:sequence>
        </xs:extension>
      </xs:complexContent>
    </xs:complexType>
  </xs:element>

```

```
</xs:schema>
```

7.2.7 ACR service

ACR is a subset of the ICB service, specified in subclause 7.2.11.

7.2.8 CDIV service

7.2.8.1 User defined data

The schema defined in subclause 4.9.2 of 3GPP TS 24.604 [2] shall be used.

7.2.8.2 Operator defined data

7.2.8.2.1 Data semantics

The CDIV service is authorized by the operator by setting the "authorized" attribute of <operator-communication-diversion> to "true".

7.2.8.2.2 XML Schema

```
<?xml version="1.0" encoding="UTF-8"?>
<xs:schema xmlns:xs="http://www.w3.org/2001/XMLSchema"
xmlns:ss="http://uri.etsi.org/ngn/params/xml/simservs/xcap"
targetNamespace="http://uri.etsi.org/ngn/params/xml/simservs/xcap" elementFormDefault="qualified"
attributeFormDefault="unqualified">
  <xs:annotation>
    <xs:documentation xml:lang="en">
      Operator part of the Communication Diversion (CDIV) services
    </xs:documentation>
  </xs:annotation>
  <!--xs:include schemaLocation="operator-common-data.xsd"/-->
  <xs:element name="operator-communication-diversion" substitutionGroup="ss:absOperatorService"
nillable="true">
    <xs:complexType>
      <xs:complexContent>
        <xs:extension base="ss:operatorServiceConfigType">
          <xs:sequence>
            <xs:element name="communication-retention-on-invocation" default="clear-communication-
on-invocation-of-diversion">
              <xs:simpleType>
                <xs:restriction base="xs:string">
                  <xs:enumeration value="retain-until-alerting-at-diverted-to-user"/>
                  <xs:enumeration value="clear-communication-on-invocation-of-diversion"/>
                </xs:restriction>
              </xs:simpleType>
            </xs:element>
            <xs:element name="retention-when-diverting-rejected-at-diverted-to-user" default="no-
action-at-diverting-user">
              <xs:simpleType>
                <xs:restriction base="xs:string">
                  <xs:enumeration value="continue-to-alert-diverting-user"/>
                  <xs:enumeration value="no-action-at-diverting-user"/>
                </xs:restriction>
              </xs:simpleType>
            </xs:element>
            <xs:element name="total-number-of-diversions-for-each-communication" type="xs:integer"/>
            <xs:element name="cdiv-indication-timer">
              <xs:simpleType>
                <xs:restriction base="xs:integer">
                  <xs:minInclusive value="0"/>
                  <xs:maxInclusive value="60"/>
                </xs:restriction>
              </xs:simpleType>
            </xs:element>
            <xs:element name="communication-forwarding-on-no-reply-timer">
              <xs:simpleType>
                <xs:restriction base="xs:integer">
                  <xs:minInclusive value="0"/>
                  <xs:maxInclusive value="180"/>
                </xs:restriction>
              </xs:simpleType>
            </xs:element>
          </xs:sequence>
        </xs:extension>
      </xs:complexContent>
    </xs:complexType>
  </xs:element>
</xs:schema>
```

```

        </xs:restriction>
      </xs:simpleType>
    </xs:element>
  </xs:sequence>
</xs:extension>
</xs:complexContent>
</xs:complexType>
</xs:element>
</xs:schema>

```

7.2.9 CW service

7.2.9.1 User defined data

The XML schema as defined in 3GPP TS 24.615 [9] subclause 4.8.3 shall be used.

7.2.9.2 Operator defined data

7.2.9.2.1 Data semantics

The CW service is authorized by the operator by setting the "authorized" attribute of <operator-communication-waiting> to "true".

7.2.9.2.2 XML Schema

```

<?xml version="1.0" encoding="UTF-8"?>
<xs:schema xmlns:xs="http://www.w3.org/2001/XMLSchema"
  xmlns:ss="http://uri.etsi.org/ngn/params/xml/simservs/xcap"
  targetNamespace="http://uri.etsi.org/ngn/params/xml/simservs/xcap" elementFormDefault="qualified"
  attributeFormDefault="unqualified">
  <xs:annotation>
    <xs:documentation xml:lang="en">
      Operator part of the Communication Waiting (CW) service
    </xs:documentation>
  </xs:annotation>
  <!--xs:include schemaLocation="operator-common-data.xsd"/-->
  <xs:element name="operator-communication-waiting" substitutionGroup="ss:absOperatorService"
    nillable="true">
    <xs:complexType>
      <xs:complexContent>
        <xs:extension base="ss:operatorServiceConfigType">
          <xs:sequence>
            <xs:element name="calling-user-receives-notification-his-call-is-waiting"
              default="false" type="xs:boolean"/>
          </xs:sequence>
        </xs:extension>
      </xs:complexContent>
    </xs:complexType>
  </xs:element>
</xs:schema>

```

7.2.10 HOLD service

7.2.10.1 User defined data

No user data is defined in 3GPP TS 24.610 [7]

7.2.10.2 Operator defined data

7.2.10.2.1 Data semantics

The HOLD service is authorized and activated by the operator by setting the "authorized" attribute of <operator-communication-hold> to "true".

7.2.10.2.2 XML Schema

```
<?xml version="1.0" encoding="UTF-8"?>
<xs:schema xmlns:xs="http://www.w3.org/2001/XMLSchema"
xmlns:ss="http://uri.etsi.org/ngn/params/xml/simservs/xcap"
targetNamespace="http://uri.etsi.org/ngn/params/xml/simservs/xcap" elementFormDefault="qualified"
attributeFormDefault="unqualified">
  <xs:annotation>
    <xs:documentation xml:lang="en">
      Operator part of the Hold service
    </xs:documentation>
  </xs:annotation>
  <!--xs:include schemaLocation="operator-common-data.xsd"/-->
  <xs:element name="operator-communication-hold" substitutionGroup="ss:absOperatorService"
nillable="true">
    </xs:element>
</xs:schema>
```

7.2.11 CB service

7.2.11.1 User defined data

The XML schema as defined in 3GPP TS 24.611 [8] subclause 4.9.2 shall be used.

7.2.11.2 Operator defined data

7.2.11.2.1 Data semantics

The ICB and OCB services are authorized by the operator by setting the "authorized" attribute of <operator-incoming-communication-barring> and <operator-outgoing-communication-barring> to "true".

7.2.11.2.2 XML Schema

```
<?xml version="1.0" encoding="UTF-8"?>
<xs:schema xmlns:xs="http://www.w3.org/2001/XMLSchema"
xmlns:ss="http://uri.etsi.org/ngn/params/xml/simservs/xcap"
targetNamespace="http://uri.etsi.org/ngn/params/xml/simservs/xcap" elementFormDefault="qualified"
attributeFormDefault="unqualified">
  <xs:annotation>
    <xs:documentation xml:lang="en">
      Operator part of the Communication Barring (CB) service
    </xs:documentation>
  </xs:annotation>
  <!--xs:include schemaLocation="operator-common-data.xsd"/-->
  <xs:element name="operator-incoming-communication-barring"
substitutionGroup="ss:absOperatorService" nillable="true"/>
  <xs:element name="operator-outgoing-communication-barring"
substitutionGroup="ss:absOperatorService" nillable="true"/>
</xs:schema>
```

7.2.12 CCBS/CCNR service

7.2.12.1 User defined data

No user defined data specified in 3GPP TS 24.642 [12].

7.2.12.2 Operator defined data

7.2.12.2.1 Data semantics

The CCBS and CCNR service is authorized and activated by the operator by setting the "authorized" attribute of <operator-completion-of-communication-busy-subscriber> and <operator-completion-of-communication-no-reply>, respectively, to "true".

7.2.12.2.1 XML Schema

```
<?xml version="1.0" encoding="UTF-8"?>
<xs:schema xmlns:xs="http://www.w3.org/2001/XMLSchema"
xmlns:ss="http://uri.etsi.org/ngn/params/xml/simservs/xcap"
targetNamespace="http://uri.etsi.org/ngn/params/xml/simservs/xcap" elementFormDefault="qualified"
attributeFormDefault="unqualified">
  <xs:annotation>
    <xs:documentation xml:lang="en">
      Operator part of the Completion of Communication (CC) service
    </xs:documentation>
  </xs:annotation>
  <!--xs:include schemaLocation="operator-common-data.xsd"/-->
  <xs:element name="operator-completion-of-communication-busy-subscriber"
substitutionGroup="ss:absOperatorService" nillable="true"/>
  <xs:element name="operator-completion-of-communication-no-reply"
substitutionGroup="ss:absOperatorService" nillable="true"/>
</xs:schema>
```

7.2.13 MWI service

7.2.13.1 User defined data

No user data is defined in 3GPP TS 24.606 [4].

7.2.13.2 Operator defined data

7.2.13.2.1 Data semantics

The MWI service is authorized and activated by the operator by setting the "authorized" attribute of <operator-message-waiting-indication> to "true".

7.2.13.2.2 XML Schema

```
<?xml version="1.0" encoding="UTF-8"?>
<xs:schema xmlns:xs="http://www.w3.org/2001/XMLSchema"
xmlns:ss="http://uri.etsi.org/ngn/params/xml/simservs/xcap"
targetNamespace="http://uri.etsi.org/ngn/params/xml/simservs/xcap" elementFormDefault="qualified"
attributeFormDefault="unqualified">
  <xs:annotation>
    <xs:documentation xml:lang="en">
      Operator part of the Message Waiting Indication (MWI) service
    </xs:documentation>
  </xs:annotation>
  <!--xs:include schemaLocation="operator-common-data.xsd"/-->
  <xs:element name="operator-message-waiting-indication" substitutionGroup="ss:absOperatorService"
nillable="true">
  </xs:element>
</xs:schema>
```

7.2.14 CONF service

7.2.14.1 User defined data

No user data is defined in 3GPP TS 24.605 [3].

7.2.14.2 Operator defined data

7.2.14.2.1 Data semantics

The Conference service is authorized and activated by the operator by setting the "authorized" attribute of <operator-conference> to "true".

7.2.14.2.2 XML Schema

```
<?xml version="1.0" encoding="UTF-8"?>
<xs:schema xmlns:xs="http://www.w3.org/2001/XMLSchema"
xmlns:ss="http://uri.etsi.org/ngn/params/xml/simservs/xcap"
targetNamespace="http://uri.etsi.org/ngn/params/xml/simservs/xcap" elementFormDefault="qualified"
attributeFormDefault="unqualified">
  <xs:annotation>
    <xs:documentation xml:lang="en">
      Operator part of the Conference (CONF) service
    </xs:documentation>
  </xs:annotation>
  <!--xs:include schemaLocation="operator-common-data.xsd"/-->
  <xs:element name="operator-conference" substitutionGroup="ss:absOperatorService"
nillable="true"/>
</xs:schema>
```

7.2.15 AOC service

7.2.15.1 User defined data

No user data is defined in 3GPP TS 24.647 [13]

7.2.15.2 Operator defined data

7.2.15.2.1 Data semantics

AOC service is described in 3GPP TS 32.280 [22] and in 3GPP TS 24.647 [13]. It consists of 3 services types AOC-S, AOC-D, AOC-E paired with an AOC Service obligatory type.

Information elements

- Service Authorized (for each service type AOC-S, AOC-D, AOC-E)
- AOC service type as described in 3GPP TS 32.280 [22]
- AOC service obligatory type as described in 3GPP TS 32.280 [22]
- Preferred AOC currency as described in 3GPP TS 32.280 [22]
- AOC format as described in 3GPP TS 32.280 [22]

The AOC services are authorized and activated by the operator by setting the "authorized" attribute of <operator-advice-of-charge-s>, <operator-advice-of-charge-d>, <operator-advice-of-charge-e> to "true".

7.2.15.2.2 XML Schema

```
<?xml version="1.0" encoding="UTF-8"?>
<xs:schema xmlns:xs="http://www.w3.org/2001/XMLSchema"
xmlns:ss="http://uri.etsi.org/ngn/params/xml/simservs/xcap"
targetNamespace="http://uri.etsi.org/ngn/params/xml/simservs/xcap" elementFormDefault="qualified"
attributeFormDefault="unqualified">
  <xs:annotation>
    <xs:documentation xml:lang="en">
      Operator part of the Advice of Charge (AOC) service
    </xs:documentation>
  </xs:annotation>
  <!--xs:include schemaLocation="operator-common-data.xsd"/-->
  <xs:element name="operator-advice-of-charge" substitutionGroup="ss:absOperatorService"
nillable="true">
    <xs:complexType>
      <xs:complexContent>
        <xs:extension base="ss:operatorServiceConfigType">
          <xs:sequence>
            <xs:element name="service-type" type="ss:service-typeType"/>
            <xs:element name="Currency" type="ss:CurrencyType"/>
          </xs:sequence>
        </xs:extension>
      </xs:complexContent>
    </xs:complexType>
  </xs:element>
```

```

</xs:complexType>
</xs:element>
<xs:complexType name="service-typeType">
<xs:sequence>
  <xs:element name="operator-aoc-d" type="ss:operator-aoc-type" nillable="true"
minOccurs="0"/>
  <xs:element name="operator-aoc-e" type="ss:operator-aoc-type" nillable="true"
minOccurs="0"/>
  <xs:element name="operator-aoc-s" type="ss:operator-aoc-type" nillable="true"
minOccurs="0"/>
</xs:sequence>
</xs:complexType>
<xs:simpleType name="CurrencyType">
<xs:restriction base="xs:string">
  <xs:pattern value="[A-Z]{3}"/>
</xs:restriction>
</xs:simpleType>
<xs:complexType name="operator-aoc-type">
<xs:sequence>
  <xs:element name="aoc-obligatory-type" type="ss:obligatory-typeType"/>
</xs:sequence>
<xs:attribute name="activated" type="xs:boolean" use="required"/>
</xs:complexType>
<xs:simpleType name="obligatory-typeType">
<xs:restriction base="xs:string">
  <xs:enumeration value="AoCI"/>
  <xs:enumeration value="AoCC"/>
</xs:restriction>
</xs:simpleType>
</xs:schema>

```

7.2.16 ECT service

7.2.16.1 User defined data

No user data is defined in 3GPP TS 24.629 [11].

7.2.16.2 Operator defined data

7.2.16.2.1 Data semantics

The ECT service is authorized and activated by the operator by setting the "authorized" attribute of <operator-explicit-communication-transfer> to "true".

7.2.16.2.2 XML Schema

```

<?xml version="1.0" encoding="UTF-8"?>
<xs:schema xmlns:xs="http://www.w3.org/2001/XMLSchema"
xmlns:ss="http://uri.etsi.org/ngn/params/xml/simservs/xcap"
targetNamespace="http://uri.etsi.org/ngn/params/xml/simservs/xcap" elementFormDefault="qualified"
attributeFormDefault="unqualified">
  <xs:annotation>
    <xs:documentation xml:lang="en">
      Operator part of the Explicit Communication Transfer (ECT) service
    </xs:documentation>
  </xs:annotation>
  <!--xs:include schemaLocation="operator-common-data.xsd"/-->
  <xs:element name="operator-explicit-communication-transfer"
substitutionGroup="ss:absOperatorService" nillable="true"/>
</xs:schema>

```

7.2.17 Reverse charging service

NOTE: The reverse charging service is not defined

7.2.18 CUG service

7.2.18.1 User defined data

CUG is not supported for the XML option.

7.2.18.2 Operator defined data

CUG is not supported for the XML option.

7.2.19 3PTY service

3PTY service is a subset of the CONF service specified in subclause 7.2.14.

7.2.20 FA service

7.2.20.1 User defined data

The XML schema as defined in 3GPP TS 24.239 [15] subclause 4.8.3 shall be used.

7.2.20.1 Operator defined data

7.2.20.1.1 Data semantics

The FA service is authorized and activated by the operator by setting the "authorized" attribute of <operator-flexible-alerting> to true.

7.2.20.1.2 XML schema

```
<?xml version="1.0" encoding="UTF-8"?>
<xs:schema xmlns:xs="http://www.w3.org/2001/XMLSchema"
xmlns:ss="http://uri.etsi.org/ngn/params/xml/simservs/xcap"
targetNamespace="http://uri.etsi.org/ngn/params/xml/simservs/xcap" elementFormDefault="qualified"
attributeFormDefault="unqualified">
  <xs:include schemaLocation="operator-common-data.xsd" />
  <xs:element name="operator-flexible-alerting" substitutionGroup="ss:absOperatorService"
nillable="true">
    <xs:annotation>
      <xs:documentation xml:lang="en">
        Operator part of the Flexible Alerting (FA) service
      </xs:documentation>
    </xs:annotation>
    <xs:complexType>
      <xs:complexContent>
        <xs:extension base="ss:operatorServiceConfigType">
          <xs:sequence>
            <xs:element name="default-group" type="xs:anyURI" />
          </xs:sequence>
        </xs:extension>
      </xs:complexContent>
    </xs:complexType>
  </xs:element>

  <xs:element name="operator-flexible-alerting-group" substitutionGroup="ss:absOperatorService"
nillable="true">
    <xs:annotation>
      <xs:documentation xml:lang="en">
        Operator schema per Flexible Alerting (FA) group
      </xs:documentation>
    </xs:annotation>
    <xs:complexType>
      <xs:complexContent>
        <xs:extension base="ss:operatorServiceConfigType">
          <xs:sequence>
            <xs:element name="identity" type="xs:anyURI" />
            <!--Pilot identity of the FA group-->
          </xs:sequence>
        </xs:extension>
      </xs:complexContent>
    </xs:complexType>
  </xs:element>
</xs:schema>
```



```

    <xs:element name="group-type">
      <xs:simpleType>
        <xs:restriction base="xs:string">
          <xs:enumeration value="single-user"/>
          <xs:enumeration value="multiple-users"/>
        </xs:restriction>
      </xs:simpleType>
    </xs:element>
    <xs:element name="membership">
      <xs:simpleType>
        <xs:restriction base="xs:string">
          <xs:enumeration value="demand"/>
          <xs:enumeration value="permanent"/>
        </xs:restriction>
      </xs:simpleType>
    </xs:element>
    <xs:element name="members">
      <!--List of members of the FA group-->
      <xs:complexType>
        <xs:sequence>
          <xs:element name="member" minOccurs="0" maxOccurs="unbounded">
            <xs:complexType>
              <xs:simpleContent>
                <xs:extension base="xs:anyURI">
                  <xs:attribute name="active" type="xs:boolean"/>
                </xs:extension>
              </xs:simpleContent>
            </xs:complexType>
          </xs:element>
        </xs:sequence>
      </xs:complexType>
    </xs:element>
  </xs:sequence>
</xs:extension>
</xs:complexContent>
</xs:complexType>
</xs:element>
</xs:schema>

```

7.2.21 Void

7.2.22 CAT service

7.2.22.1 User defined data

No user data is defined in 3GPP TS 24.182 [21].

7.2.22.2 Operator defined data

7.2.22.2.1 Data semantics

The CAT service is authorized and activated by the operator by setting the "authorized" attribute of <operator-customized-alerting-tone> to "true".

7.2.22.2.2 XML Schema

```

<?xml version="1.0" encoding="UTF-8"?>
<xs:schema xmlns:xs="http://www.w3.org/2001/XMLSchema"
xmlns:ss="http://uri.etsi.org/ngn/params/xml/simservs/xcap"
targetNamespace="http://uri.etsi.org/ngn/params/xml/simservs/xcap" elementFormDefault="qualified"
attributeFormDefault="unqualified">
  <xs:annotation>
    <xs:documentation xml:lang="en">
      Operator part of the Customized Alerting Tone (CAT) service
    </xs:documentation>
  </xs:annotation>
  <xs:element name="operator-customized-alerting-tone" substitutionGroup="ss:absOperatorService"
nillable="true">
    </xs:element>
</xs:schema>

```

8 Mechanisms for transfer of Service Data between Application Server and the HSS for AS interoperability

8.1 Sh procedures to transfer Service Data

Standardized procedures of the Sh interface described in 3GPP TS 29.328 [18] are used between the AS and the HSS to access and update the Service Data attached to a user.

To aid a proper interoperability between AS, a certain number of additional recommendations are hereafter described:

- After an AS has created or modified Service Data, it shall update the Service Data in the HSS with the Sh-Update procedure.
- After an AS has downloaded Service Data from the HSS for a given user, it should subscribe to the notification of Service Data with the Sh-Subs-Notif
- If the AS has subscribed to the notification of Service Data, the AS shall support the Sh-Notif procedure to be informed of the changes in the Service Data.
- HSS and AS shall use Sequence Number information to ensure data synchronization

8.2 Base64 data encoding

As the Service Data for the binary option are in binary format, it shall be transcoded in a character mode to be transferred over the Sh interface.

The standard used for this transcoding is the base64 encoding mechanism as described in IETF RFC 2045 [19].

In reference to 3GPP TS 29.328 [18], Annex D, Tables D.1 and D.2, MMTEL Service Data used for AS interoperability is defined according to Table 8.2-1 regarding the XML schema for the Sh user profile interface.

Table 8.2-1: Data type for Service Data in the XML schema for the Sh user profile interface

Data type	Tag	Base type	Comments
tServiceData	ServiceData	String	Base64 encoded according to RFC 2045 [19]

9 IMS user group

9.1 General

An IMS user group comprises a list of IMS users which are members of the group and for which a certain service is offered specific to the group. Some generic data with the same meaning may appear for any IMS user group, especially the ones related to the relations between the IMS user group and its members, e.g. the list of the users that are members of the group. This specification only addresses the case when this generic data is stored in the HSS and transferred to the HSS through Sh as transparent data.

This specification standardizes the coding of a set of generic IMS user group data over the Sh interface within the repository data and the associated service indications.

The generic IMS user group data is defined in clause 9.3

Data describing service or feature content supported by an IMS user group is not considered as generic data associated to this IMS user group or to a member of this IMS user group. Such data is outside the scope of this specification.

9.2 Group identification and service indications

An IMS user group may be identified by

- a Public Service Identity of which the form is described in 3GPP TS 23.003 [24] or
- a Public User Identity when the group is identified by one of its user (e.g. the group controller).

The group identifier is handled as part of an IMS subscription but is used solely for Sh transparent data handling. The only intention of the IMS user group identifier is to identify a data container into HSS. IMS subscription management or traffic procedures of an IMS user group identifier do not apply to the group as such or any of its members. E.g. if IMPU1 is used to identify an IMS user group that consists of two users, identified by IMPU1 and IMPU2, if IMPU1 is registered, it does not have any effect in the group as such, i.e. IMPU2 registration status is not modified. The only intention of the usage of IMPU1 as the group identifier is to identify IMPU1 as the subscriber in HSS where the group transparent information (see 9.3.1) is stored.

The generic IMS user group data associated to an IMS user group shall be contained in the Service Data of the Repository data with the Service Indication having the value "IMS-GROUP".

The generic IMS group member data associated to an IMS user, identified by its public user identity, that is member of one or more IMS user groups shall be contained in the Service data of the Repository Data of this user with a Service Indication having the value "IMS-GROUP-MEMBER".

When a user belongs to different IMS groups, the Service Data comprises different subsets of IMS group member data, each associated to an IMS user group.

9.3 Information elements

9.3.1 Information elements associated to a IMS user group

The generic IMS user group data associated to an IMS user group comprises:

- the list of members of the IMS user group that comprises the public user identity of each member

Specific IMS user group data in particular parameters depending of the service content and attached to the group or to a member of the group is not standardised in this specification. It is implementation dependent to describe this data in repository data with specific AS dependent service indications.

9.3.2 Information elements associated to a IMS group member

The generic IMS user group member data of a user that is member of one or more IMS user groups associated comprises:

- the identities of the IMS groups to which the user belongs to

Specific group member data in particular parameters depending of the service content of the group for this member is not standardised in this specification. It is implementation dependent to describe this data in repository data with specific AS dependent service indications.

9.4 XML schemas

9.4.1 XML schema of the IMS group data

The hereafter XML schema describes the structure and content of the IMS group data. It will allow future extensions for adding new generic IMS group data.

```
<?xml version="1.0" encoding="utf-8" ?>
<xs:schema attributeFormDefault="unqualified" elementFormDefault="qualified"
xmlns:xs="http://www.w3.org/2001/XMLSchema">
  <xs:element name="Group" type="tGroup" />
  <xs:complexType name="tGroup">
```

```

    <xs:sequence>
      <xs:element minOccurs="0" maxOccurs="unbounded" name="GroupMember" type="tGroupMember" />
      <xs:any minOccurs="0" maxOccurs="unbounded" namespace="##other" processContents="lax" />
    </xs:sequence>
  </xs:complexType>
  <xs:complexType name="tGroupMember">
    <xs:sequence>
      <xs:element name="GroupMemberIdentity" type="tGroupMemberIdentity" />
      <xs:any minOccurs="0" maxOccurs="unbounded" namespace="##other" processContents="lax" />
    </xs:sequence>
  </xs:complexType>
  <xs:simpleType name="tGroupMemberIdentity" final="restriction list">
    <xs:union memberTypes="tSIP_URL tTEL_URL" />
  </xs:simpleType>
  <xs:simpleType name="tSIP_URL" final="restriction list">
    <xs:restriction base="xs:anyURI" />
  </xs:simpleType>
  <xs:simpleType name="tTEL_URL" final="restriction list">
    <xs:restriction base="xs:anyURI" />
  </xs:simpleType>
</xs:schema>

```

9.4.2 XML schema of the IMS group member data

The hereafter XML schema describes the structure and content of the IMS group data. It will allow future extensions for adding new generic IMS group data.

```

<?xml version="1.0" encoding="utf-8" ?>
<xs:schema attributeFormDefault="unqualified" elementFormDefault="qualified"
xmlns:xs="http://www.w3.org/2001/XMLSchema">
  <xs:element name="GroupsMembership" type="tGroupsMembership" />
  <xs:complexType name="tGroupsMembership">
    <xs:sequence>
      <xs:element minOccurs="0" maxOccurs="unbounded" name="GroupMembership" type="tGroupMembership"
/>
      <xs:any minOccurs="0" maxOccurs="unbounded" namespace="##other" processContents="lax" />
    </xs:sequence>
  </xs:complexType>
  <xs:complexType name="tGroupMembership">
    <xs:sequence>
      <xs:element name="GroupIdentity" type="tGroupIdentity" />
      <xs:any minOccurs="0" maxOccurs="unbounded" namespace="##other" processContents="lax" />
    </xs:sequence>
  </xs:complexType>
  <xs:simpleType name="tGroupIdentity" final="restriction list">
    <xs:union memberTypes="tSIP_URL tTEL_URL" />
  </xs:simpleType>
  <xs:simpleType name="tSIP_URL" final="restriction list">
    <xs:restriction base="xs:anyURI" />
  </xs:simpleType>
  <xs:simpleType name="tTEL_URL" final="restriction list">
    <xs:restriction base="xs:anyURI" />
  </xs:simpleType>
</xs:schema>

```

10 ODB Information for IMS Oriented Services

10.1 Service Indication

A dedicated Service Indication value shall be used for repository data containing ODB Information for IMS Oriented Services formatted according to the XML schema specified in clause 10.2. The value of the Service Indication shall be "IMS-ODB-Information".

Proprietary extensions shall use not standardized Service Indications. There is no constraint for the data structure of the proprietary Service Data.

10.2 IMS-ODB-Information schema

The following shows the IMS-ODB-Information schema:

```

<?xml version="1.0" encoding="UTF-8"?>
<xs:schema xmlns:xs="http://www.w3.org/2001/XMLSchema" elementFormDefault="qualified"
attributeFormDefault="unqualified">

  <xs:simpleType name="tOutgoingBarring" final="list restriction">
    <xs:restriction base="xs:unsignedByte">
      <xs:maxInclusive value="3"/>
      <xs:enumeration value="0">
        <xs:annotation>
          <xs:documentation>
            <label xml:lang="en">BARRING OF OUTGOING COMMUNICATION</label>
            <definition xml:lang="en">outgoing communication barred</definition>
          </xs:documentation>
        </xs:annotation>
      </xs:enumeration>
      <xs:enumeration value="1">
        <xs:annotation>
          <xs:documentation>
            <label xml:lang="en">BARRING OF OUTGOING INTERNATIONAL COMMUNICATIONS</label>
            <definition xml:lang="en">outgoing international communications barred</definition>
          </xs:documentation>
        </xs:annotation>
      </xs:enumeration>
      <xs:enumeration value="2">
        <xs:annotation>
          <xs:documentation>
            <label xml:lang="en">BARRING OF OUTGOING INTERNATIONAL COMMUNICATIONS EXHPLMNC</label>
            <definition xml:lang="en">outgoing international communications barred except those
directed to the home plmn country</definition>
          </xs:documentation>
        </xs:annotation>
      </xs:enumeration>
      <xs:enumeration value="3">
        <xs:annotation>
          <xs:documentation>
            <label xml:lang="en">BARRING OF OUTGOING COMMUNICATIONS WHEN ROAMING</label>
            <definition xml:lang="en">outgoing communications barred when roaming outside the hplmn
country</definition>
          </xs:documentation>
        </xs:annotation>
      </xs:enumeration>
    </xs:restriction>
  </xs:simpleType>

  <xs:simpleType name="tIncomingBarring" final="list restriction">
    <xs:restriction base="xs:unsignedByte">
      <xs:maxInclusive value="1"/>
      <xs:enumeration value="0">
        <xs:annotation>
          <xs:documentation>
            <label xml:lang="en">BARRING OF INCOMING COMMUNICATION</label>
            <definition xml:lang="en">incoming communication barred</definition>
          </xs:documentation>
        </xs:annotation>
      </xs:enumeration>
      <xs:enumeration value="1">
        <xs:annotation>
          <xs:documentation>
            <label xml:lang="en">BARRING OF INCOMING COMMUNICATIONS WHEN ROAMING</label>
            <definition xml:lang="en">incoming communications barred when roaming outside the hplmn
country</definition>
          </xs:documentation>
        </xs:annotation>
      </xs:enumeration>
    </xs:restriction>
  </xs:simpleType>

  <xs:simpleType name="tBarringOfRoaming" final="list restriction">
    <xs:restriction base="xs:unsignedByte">
      <xs:maxInclusive value="1"/>
      <xs:enumeration value="0">
        <xs:annotation>
          <xs:documentation>

```

```

        <label xml:lang="en">BARRING OF ROAMING OUTSIDE THE HOME PLMN</label>
        <definition xml:lang="en">roaming outside hplmn barred</definition>
      </xs:documentation>
    </xs:annotation>
  </xs:enumeration>
  <xs:enumeration value="1">
    <xs:annotation>
      <xs:documentation>
        <label xml:lang="en">BARRING OF ROAMING OUTSIDE THE HPLMN COUNTRY</label>
        <definition xml:lang="en">roaming outside hplmn country barred</definition>
      </xs:documentation>
    </xs:annotation>
  </xs:enumeration>
</xs:restriction>
</xs:simpleType>

<xs:simpleType name="tDivertedToAddressRegistrationBarring" final="list restriction">
  <xs:restriction base="xs:unsignedByte">
    <xs:maxInclusive value="2"/>
    <xs:enumeration value="0">
      <xs:annotation>
        <xs:documentation>
          <label xml:lang="en">BARRING OF REGISTRATION OF ANY COMMUNICATION DIVERTED-TO
ADDRESS</label>
          <definition xml:lang="en">registration of any communication diverted-to address
barred</definition>
        </xs:documentation>
      </xs:annotation>
    </xs:enumeration>
    <xs:enumeration value="1">
      <xs:annotation>
        <xs:documentation>
          <label xml:lang="en">BARRING OF REGISTRATION OF ANY INTERNATIONAL COMMUNICATION
DIVERTED-TO ADDRESS</label>
          <definition xml:lang="en">registration of any international communication diverted-to
address barred</definition>
        </xs:documentation>
      </xs:annotation>
    </xs:enumeration>
    <xs:enumeration value="2">
      <xs:annotation>
        <xs:documentation>
          <label xml:lang="en">BARRING OF REGISTRATION OF ANY INTERNATIONAL COMMUNICATION
DIVERTED-TO ADDRESS EXHPLMNC</label>
          <definition xml:lang="en">registration of any international communication diverted-to
address except addresses within the hplmn country barred</definition>
        </xs:documentation>
      </xs:annotation>
    </xs:enumeration>
  </xs:restriction>
</xs:simpleType>

<xs:simpleType name="tSimpleInvocationOfCommunicationTransferBarring" final="list restriction">
  <xs:restriction base="xs:unsignedByte">
    <xs:maxInclusive value="2"/>
    <xs:enumeration value="0">
      <xs:annotation>
        <xs:documentation>
          <label xml:lang="en">BARRING OF INVOCATION OF COMMUNICATION TRANSFER</label>
          <definition xml:lang="en">invocation of communication transfer barred</definition>
        </xs:documentation>
      </xs:annotation>
    </xs:enumeration>
    <xs:enumeration value="1">
      <xs:annotation>
        <xs:documentation>
          <label xml:lang="en">BARRING OF INVOCATION OF COMMUNICATION TRANSFER WHERE AT LEAST ONE
LEG IS CHARGED</label>
          <definition xml:lang="en">invocation of communication transfer where at least one of the
two communications is a communication charged to the served subscriber barred</definition>
        </xs:documentation>
      </xs:annotation>
    </xs:enumeration>
    <xs:enumeration value="2">
      <xs:annotation>
        <xs:documentation>
          <label xml:lang="en">BARRING OF INVOCATION OF COMMUNICATION TRANSFER WHERE AT LEAST ONE
LEG IS CHARGED AT INTERNATIONAL RATES</label>

```

```

        <definition xml:lang="en">invocation of communication transfer where at least one of the
two communications is a communication charged to the served subscriber at international rates
barred</definition>
    </xs:documentation>
    </xs:annotation>
    </xs:enumeration>
</xs:restriction>
</xs:simpleType>

<xs:simpleType name="tBool">
<xs:restriction base="xs:boolean" />
</xs:simpleType>

<xs:complexType name="tExtension">
<xs:sequence>
    <xs:any processContents="lax" minOccurs="0" maxOccurs="unbounded" />
</xs:sequence>
</xs:complexType>

<xs:complexType name="tOutgoingPremiumRateBarring">
<xs:sequence>
    <xs:element name="PremiumRateCommunicationsInformation" type="tBool" default="0"
minOccurs="0" />
    <xs:element name="PremiumRateCommunicationsEntertainment" type="tBool" default="0"
minOccurs="0" />
    <xs:element name="PremiumRateCallsInformationWhenRoamingOutsideHplmnCountry" type="tBool"
default="0" minOccurs="0" />
    <xs:element name="PremiumRateCallsEntertainmentWhenRoamingOutsideHplmnCountry" type="tBool"
default="0" minOccurs="0" />
    <xs:element name="Extension" type="tExtension" minOccurs="0" />
    <xs:any namespace="##other" processContents="lax" minOccurs="0" maxOccurs="unbounded" />
</xs:sequence>
</xs:complexType>

<xs:complexType name="tOperatorSpecificBarring">
<xs:sequence>
    <xs:element name="Type1" type="tBool" default="0" minOccurs="0" />
    <xs:element name="Type2" type="tBool" default="0" minOccurs="0" />
    <xs:element name="Type3" type="tBool" default="0" minOccurs="0" />
    <xs:element name="Type4" type="tBool" default="0" minOccurs="0" />
    <xs:element name="Extension" type="tExtension" minOccurs="0" />
    <xs:any namespace="##other" processContents="lax" minOccurs="0" maxOccurs="unbounded" />
</xs:sequence>
</xs:complexType>

<xs:complexType name="tOdbForImsMultimediaTelephonyServices">
<xs:sequence>
    <xs:element name="OutgoingBarring" type="tOutgoingBarring" minOccurs="0" />
    <xs:element name="IncomingBarring" type="tIncomingBarring" minOccurs="0" />
    <xs:element name="BarringOfRoaming" type="tBarringOfRoaming" minOccurs="0" />
    <xs:element name="OutgoingPremiumRateBarring" type="tOutgoingPremiumRateBarring"
minOccurs="0" />
    <xs:element name="OperatorSpecificBarring" type="tOperatorSpecificBarring" minOccurs="0" />
    <xs:element name="BarringOfSupplementaryServicesManagement" type="tBool" default="0"
minOccurs="0" />
    <xs:element name="DivertedToAddressRegistrationBarring"
type="tDivertedToAddressRegistrationBarring" minOccurs="0" />
    <xs:element name="SimpleInvocationOfCommunicationTransferBarring"
type="tSimpleInvocationOfCommunicationTransferBarring" minOccurs="0" />
    <xs:element name="InvocationOfChargeableCommunicationTransferBarring" type="tBool"
default="0" minOccurs="0" />
    <xs:element name="MultipleInvocationOfCommunicationTransferBarring" type="tBool" default="0"
minOccurs="0" />
    <xs:element name="Extension" type="tExtension" minOccurs="0" />
    <xs:any namespace="##other" processContents="lax" minOccurs="0" maxOccurs="unbounded" />
</xs:sequence>
</xs:complexType>

<xs:complexType name="tOdbForImsOrientedServices">
<xs:sequence>
    <xs:element name="OdbForImsMultimediaTelephonyServices"
type="tOdbForImsMultimediaTelephonyServices" minOccurs="0" />
    <xs:element name="Extension" type="tExtension" minOccurs="0" />
    <xs:any namespace="##other" processContents="lax" minOccurs="0" maxOccurs="unbounded" />
</xs:sequence>
</xs:complexType>

<xs:element name="OdbForImsOrientedServices" type="tOdbForImsOrientedServices" />

```

```
</xs:schema>
```

11 IMS CAMEL Services

11.1 General

IMS CAMEL related subscription data, including O-IM-CSI, D-IM-CSI and VT-IM-CSI, are provisioned in the HSS and downloaded to the IM-SSF AS to support Customized Applications for Mobile network Enhanced Logic (CAMEL) feature for the IP Multimedia Core Network (IM CN) Subsystem, as defined in the 3GPP TS 23.278 [26].

This specification standardizes the coding of the IMS CAMEL subscription data based on XML when transported via Sh interface within the repository data and the associated service indications.

11.2 Service Indications

A dedicated Service Indication shall be used for IMS CAMEL services. The value of the Service Indication shall be "IMS-CAMEL-Services".

Proprietary extensions shall use not standardized Service Indications. There is no constraint for the data structure of the proprietary Service Data.

11.3 XML schemas

11.3.1 XML schema of IMS CAMEL Services

The following XML schema describes the IMS CAMEL Subscription data.

NOTE: The XML schema follows the encoding for IM CSI subscription data as defined in 3GPP TS 29.002 [27].

```
<?xml version="1.0" encoding="UTF-8"?>
<xs:schema xmlns:ss="http://uri.etsi.org/ngn/params/xml/simservs/xcap"
xmlns:xs="http://www.w3.org/2001/XMLSchema"
targetNamespace="http://uri.etsi.org/ngn/params/xml/simservs/xcap" elementFormDefault="qualified"
attributeFormDefault="unqualified">
  <xs:annotation>
    <xs:documentation xml:lang="en"> IM CSI Information </xs:documentation>
  </xs:annotation>

  <xs:include schemaLocation="im-ssf-comm.xsd"/>
  <xs:include schemaLocation="o-IM-CSI.xsd"/>
  <xs:include schemaLocation="o-IM-bcsm-camel-TDP-criteria-list.xsd"/>
  <xs:include schemaLocation="d-IM-CSI.xsd"/>
  <xs:include schemaLocation="vt-IM-CSI.xsd"/>
  <xs:include schemaLocation="vt-bcsm-camel-TDP-criteria-list.xsd"/>

  <xs:element name="im-csi-information" type="ss:im-csi-information-type"/>
  <xs:complexType name="im-csi-information-type">
    <xs:sequence>
      <xs:element name="supported-imssf-camel-phases" type="ss:supported-camel-phases-type"/>
      <xs:element name="camel-subscription-info" type="ss:camel-subscription-info-type"/>
      <xs:any namespace="##any" processContents="lax" minOccurs="0" maxOccurs="unbounded"/>
    </xs:sequence>
  </xs:complexType>
  <xs:simpleType name="supported-camel-phases-type">
    <xs:restriction base="xs:string">
      <xs:enumeration value="phase1"/>
      <xs:enumeration value="phase2"/>
      <xs:enumeration value="phase3"/>
      <xs:enumeration value="phase4"/>
    </xs:restriction>
  </xs:simpleType>
  <xs:complexType name="camel-subscription-info-type">
    <xs:sequence>
```



```

    <xs:element ref="ss:o-IM-CSI" minOccurs="0" />
    <xs:element ref="ss:o-IM-bcsm-camel-TDP-criteria-list" minOccurs="0"/>
    <xs:element ref="ss:d-IM-CSI" minOccurs="0"/>
    <xs:element ref="ss:vt-IM-CSI" minOccurs="0"/>
    <xs:element ref="ss:vt-bcsm-camel-TDP-criteria-list" minOccurs="0"/>
  </xs:sequence>
</xs:complexType>
</xs:schema>

```

11.3.2 XML schema of Common Data for IMS CAMEL Services

The file "im-ssf-comm.xsd" contains all the common types of IMS CAMEL Subscription data. This schema is defined as

```

<?xml version="1.0" encoding="UTF-8"?>
<xs:schema xmlns:ss="http://uri.etsi.org/ngn/params/xml/simservs/xcap"
xmlns:xs="http://www.w3.org/2001/XMLSchema"
targetNamespace="http://uri.etsi.org/ngn/params/xml/simservs/xcap" elementFormDefault="qualified"
attributeFormDefault="unqualified">
  <xs:annotation>
    <xs:documentation xml:lang="en"> Common Data of Intelligent Network Subscriber Information
  </xs:documentation>
  </xs:annotation>

  <xs:element name="service-key">
    <xs:simpleType>
      <xs:restriction base="xs:positiveInteger">
        <xs:minInclusive value="0"/>
        <xs:maxInclusive value="2147483647"/>
      </xs:restriction>
    </xs:simpleType>
  </xs:element>
  <xs:element name="gsm-SCF-address">
    <xs:simpleType>
      <xs:restriction base="xs:string">
        <xs:pattern value="[a-zA-E0-9]{1,40}"/>
      </xs:restriction>
    </xs:simpleType>
  </xs:element>
  <xs:element name="default-call-handling">
    <xs:simpleType>
      <xs:restriction base="xs:string">
        <xs:enumeration value="continue-call"/>
        <xs:enumeration value="release-call"/>
      </xs:restriction>
    </xs:simpleType>
  </xs:element>
  <xs:element name="o-bcsm-trigger-detection-point">
    <xs:simpleType>
      <xs:restriction base="xs:string">
        <xs:enumeration value="collected-info"/>
        <xs:enumeration value="route-select-failure"/>
      </xs:restriction>
    </xs:simpleType>
  </xs:element>
  <xs:element name="dialled-number">
    <xs:simpleType>
      <xs:restriction base="xs:string">
        <xs:pattern value="[a-zA-E0-9]{1,40}"/>
      </xs:restriction>
    </xs:simpleType>
  </xs:element>
  <xs:element name="camel-capability-handling">
    <xs:simpleType>
      <xs:restriction base="xs:positiveInteger">
        <xs:minInclusive value="1"/>
        <xs:maxInclusive value="16"/>
      </xs:restriction>
    </xs:simpleType>
  </xs:element>
  <xs:element name="destination-number">
    <xs:simpleType>
      <xs:restriction base="xs:string">
        <xs:pattern value="[a-zA-E0-9]{1,40}"/>
      </xs:restriction>
    </xs:simpleType>
  </xs:element>

```

```

</xs:simpleType>
</xs:element>
<xs:element name="destination-number-length">
<xs:simpleType>
  <xs:restriction base="xs:positiveInteger">
    <xs:minInclusive value="1"/>
    <xs:maxInclusive value="15"/>
  </xs:restriction>
</xs:simpleType>
</xs:element>
<xs:element name="basic-service-criteria">
<xs:sequence>
  <xs:element ref="ss:ext-bearer-service" minOccurs="0"/>
  <xs:element ref="ss:ext-tele-service" minOccurs="0"/>
</xs:sequence>
</xs:element>
<xs:element name="ext-bearer-service">
<xs:simpleType>
  <xs:restriction base="xs:string">
    <xs:pattern value="[a-zA-E0-9]{1,10}"/>
  </xs:restriction>
</xs:simpleType>
</xs:element>
<xs:element name="ext-tele-service">
<xs:simpleType>
  <xs:restriction base="xs:string">
    <xs:pattern value="[a-zA-E0-9]{1,10}"/>
  </xs:restriction>
</xs:simpleType>
</xs:element>
<xs:element name="t-bcsm-trigger-detection-point">
<xs:simpleType>
  <xs:restriction base="xs:string">
    <xs:enumeration value="term-attempt-authorized"/>
    <xs:enumeration value="t-busy"/>
    <xs:enumeration value="t-no-answer"/>
  </xs:restriction>
</xs:simpleType>
</xs:element>
</xs:schema>

```

11.3.3 XML schema for O-IM-CSI

The file "o-IM-CSI.xsd" contains the XML schema for O-IM-CSI. This schema is defined as

```

<?xml version="1.0" encoding="UTF-8"?>
<xs:schema xmlns:ss="http://uri.etsi.org/ngn/params/xml/simservs/xcap"
xmlns:xs="http://www.w3.org/2001/XMLSchema"
targetNamespace="http://uri.etsi.org/ngn/params/xml/simservs/xcap" elementFormDefault="qualified"
attributeFormDefault="unqualified">
  <xs:annotation>
    <xs:documentation xml:lang="en"> Intelligent Network Subscriber Information of o-IM-CSI
  </xs:documentation>
</xs:annotation>

  <xs:element name="o-IM-CSI" type="ss:o-IM-CSI-type"/>
  <xs:complexType name="o-IM-CSI-type">
    <xs:sequence>
      <xs:element name="o-bcsm-camel-TDP-data-list" type="ss:o-bcsm-camel-TDP-data-list-type"/>
      <xs:element ref="ss:camel-capability-handling" minOccurs="0"/>
      <xs:element name="csi-active" minOccurs="0"/>
      <xs:any namespace="##other" processContents="lax" minOccurs="0" maxOccurs="unbounded"/>
    </xs:sequence>
  </xs:complexType>
  <xs:complexType name="o-bcsm-camel-TDP-data-list-type">
    <xs:sequence>
      <xs:element name="o-bcsm-camel-TDP-data" type="ss:o-bcsm-camel-TDP-data-type"
maxOccurs="10"/>
      <xs:any namespace="##other" processContents="lax" minOccurs="0" maxOccurs="unbounded"/>
    </xs:sequence>
  </xs:complexType>
  <xs:complexType name="o-bcsm-camel-TDP-data-type">
    <xs:sequence>
      <xs:element ref="ss:o-bcsm-trigger-detection-point"/>

```

```

    <xs:element ref="ss:service-key"/>
    <xs:element ref="ss:gsm-SCF-address"/>
    <xs:element ref="ss:default-call-handling"/>
    <xs:any namespace="##other" processContents="lax" minOccurs="0" maxOccurs="unbounded"/>
  </xs:sequence>
</xs:complexType>
</xs:schema>

```

11.3.4 XML schema for O-IM-BcsmCamelTDP-CriteriaList

The file "o-IM-bcsm-camel-TDP-criteria-list.xsd" contains the XML schema for O-IM-BcsmCamelTDP-CriteriaList. This schema is defined as

```

<?xml version="1.0" encoding="UTF-8"?>
<xs:schema xmlns:ss="http://uri.etsi.org/ngn/params/xml/simservs/xcap"
xmlns:xs="http://www.w3.org/2001/XMLSchema"
targetNamespace="http://uri.etsi.org/ngn/params/xml/simservs/xcap" elementFormDefault="qualified"
attributeFormDefault="unqualified">
  <xs:annotation>
    <xs:documentation xml:lang="en"> Intelligent Network Subscriber Information of o-IM-bcsm-camel-
TDP-criteria-list </xs:documentation>
  </xs:annotation>

  <xs:element name="o-IM-bcsm-camel-TDP-criteria-list" type="ss:o-IM-bcsm-camel-TDP-criteria-list-
type"/>
  <xs:complexType name="o-IM-bcsm-camel-TDP-criteria-list-type">
    <xs:sequence>
      <xs:element name="o-IM-bcsm-camel-TDP-criteria" type="ss:o-IM-bcsm-camel-TDP-criteria-type"
maxOccurs="10"/>
      <xs:any namespace="##other" processContents="lax" minOccurs="0" maxOccurs="unbounded"/>
    </xs:sequence>
  </xs:complexType>
  <xs:complexType name="o-IM-bcsm-camel-TDP-criteria-type">
    <xs:sequence>
      <xs:element ref="ss:o-bcsm-trigger-detection-point"/>
      <xs:element name="destination-number-criteria" type="ss:destination-number-criteria-type"
minOccurs="0"/>
      <xs:element ref="ss:basic-service-criteria" minOccurs="0" maxOccurs="5"/>
      <xs:element ref="call-type-criteria" minOccurs="0"/>
      <xs:element ref="o-cause-value-criteria" minOccurs="0" maxOccurs="5"/>
      <xs:any namespace="##other" processContents="lax" minOccurs="0" maxOccurs="unbounded"/>
    </xs:sequence>
  </xs:complexType>
  <xs:complexType name="destination-number-criteria-type">
    <xs:sequence>
      <xs:element ref="ss:match-type"/>
      <xs:element name="destination-number-list" type="ss:destination-number-list-type"
minOccurs="0"/>
      <xs:element name="destination-number-length-list" type="ss:destination-number-length-list-
type" minOccurs="0"/>
    </xs:sequence>
  </xs:complexType>
  <xs:element name="call-type-criteria">
    <xs:simpleType>
      <xs:restriction base="xs:string">
        <xs:enumeration value="forwarded"/>
        <xs:enumeration value="not-forwarded"/>
      </xs:restriction>
    </xs:simpleType>
  </xs:element>
  <xs:element name="o-cause-value-criteria">
    <xs:simpleType>
      <xs:restriction base="xs:positiveInteger">
        <xs:minInclusive value="0"/>
        <xs:maxInclusive value="254"/>
      </xs:restriction>
    </xs:simpleType>
  </xs:element>
  <xs:element name="match-type">
    <xs:simpleType>
      <xs:restriction base="xs:string">
        <xs:enumeration value="inhibiting"/>
        <xs:enumeration value="enabling"/>
      </xs:restriction>
    </xs:simpleType>
  </xs:element>

```

```

<xs:complexType name="destination-number-list-type">
<xs:sequence>
  <xs:element ref="ss:destination-number" minOccurs="0" maxOccurs="10"/>
</xs:sequence>
</xs:complexType >
<xs:complexType name="destination-number-length-list-type">
<xs:sequence>
  <xs:element ref="ss:destination-number-length" minOccurs="0" maxOccurs="3"/>
</xs:sequence>
</xs:complexType>
</xs:schema>

```

11.3.5 XML schema for D-IM-CSI

The file "d-IM-CSI.xsd" contains the XML schema for D-IM-CSI. This schema is defined as

```

<?xml version="1.0" encoding="UTF-8"?>
<xs:schema xmlns:ss="http://uri.etsi.org/ngn/params/xml/simservs/xcap"
xmlns:xs="http://www.w3.org/2001/XMLSchema"
targetNamespace="http://uri.etsi.org/ngn/params/xml/simservs/xcap" elementFormDefault="qualified"
attributeFormDefault="unqualified">
  <xs:annotation>
    <xs:documentation xml:lang="en"> Intelligent Network Subscriber Information of d-IM-CSII
  </xs:documentation>
  </xs:annotation>

  <xs:element name="d-IM-CSI" type="ss:d-IM-CSI-type"/>
  <xs:complexType name="d-IM-CSI-type">
    <xs:sequence>
      <xs:element name="dp-analysed-info-criteria-list" type="ss:dp-analysed-info-criteria-list-
type" minOccurs="0"/>
      <xs:element ref="ss:camel-capability-handling" minOccurs="0"/>
      <xs:element name="csi-active" minOccurs="0"/>
      <xs:any namespace="##other" processContents="lax" minOccurs="0" maxOccurs="unbounded"/>
    </xs:sequence>
  </xs:complexType>
  <xs:complexType name="dp-analysed-info-criteria-list-type">
    <xs:sequence>
      <xs:element name="dp-analysed-info-criteria" type="ss:dp-analysed-info-criteria-type"
maxOccurs="10"/>
      <xs:any namespace="##other" processContents="lax" minOccurs="0" maxOccurs="unbounded"/>
    </xs:sequence>
  </xs:complexType>
  <xs:complexType name="dp-analysed-info-criteria-type">
    <xs:sequence>
      <xs:element ref="ss:dialled-number"/>
      <xs:element ref="ss:service-key"/>
      <xs:element ref="ss:gsm-SCF-address"/>
      <xs:element ref="ss:default-call-handling"/>
      <xs:any namespace="##other" processContents="lax" minOccurs="0" maxOccurs="unbounded"/>
    </xs:sequence>
  </xs:complexType>
</xs:schema>

```

11.3.6 XML schema for VT-IM-CSI

The file "vt-IM-CSI.xsd" contains the XML schema for VT-IM-CSI. This schema is defined as

```

<?xml version="1.0" encoding="UTF-8"?>
<xs:schema xmlns:ss="http://uri.etsi.org/ngn/params/xml/simservs/xcap"
xmlns:xs="http://www.w3.org/2001/XMLSchema"
targetNamespace="http://uri.etsi.org/ngn/params/xml/simservs/xcap" elementFormDefault="qualified"
attributeFormDefault="unqualified">
  <xs:annotation>
    <xs:documentation xml:lang="en"> Intelligent Network Subscriber Information of vt-IM-CSI
  </xs:documentation>
  </xs:annotation>

  <xs:element name="vt-IM-CSI" type="ss:vt-IM-CSI-type"/>
  <xs:complexType name="vt-IM-CSI-type">
    <xs:sequence>
      <xs:element name="t-bcsm-camel-TDP-data-list" type="ss:t-bcsm-camel-TDP-data-list-type" />
      <xs:element ref="ss:camel-capability-handling" minOccurs="0"/>
      <xs:element name="csi-active" minOccurs="0"/>
    </xs:sequence>
  </xs:complexType>

```

```

        <xs:any namespace="##other" processContents="lax" minOccurs="0" maxOccurs="unbounded" />
    </xs:sequence>
</xs:complexType>
<xs:complexType name="t-bcsm-camel-TDP-data-list-type">
    <xs:sequence>
        <xs:element name="t-bcsm-camel-TDP-data" type="ss:t-bcsm-camel-TDP-data-type"
maxOccurs="10" />
        <xs:any namespace="##other" processContents="lax" minOccurs="0" maxOccurs="unbounded" />
    </xs:sequence>
</xs:complexType>
<xs:complexType name="t-bcsm-camel-TDP-data-type">
    <xs:sequence>
        <xs:element ref="ss:t-bcsm-trigger-detection-point" />
        <xs:element ref="ss:service-key" />
        <xs:element ref="ss:gsm-SCF-address" />
        <xs:element ref="ss:default-call-handling" />
        <xs:any namespace="##other" processContents="lax" minOccurs="0" maxOccurs="unbounded" />
    </xs:sequence>
</xs:complexType>
</xs:schema>

```

11.3.7 XML schema for VT-IM-BCSM-CAMEL-TDP-CriteriaList

The file "vt-bcsm-camel-TDP-criteria-list.xsd" contains the XML schema for VT-IM-BCSM-CAMEL-TDP-CriteriaList. This schema is defined as

```

<?xml version="1.0" encoding="UTF-8"?>
<xs:schema xmlns:ss="http://uri.etsi.org/ngn/params/xml/simservs/xcap"
xmlns:xs="http://www.w3.org/2001/XMLSchema"
targetNamespace="http://uri.etsi.org/ngn/params/xml/simservs/xcap" elementFormDefault="qualified"
attributeFormDefault="unqualified">
    <xs:annotation>
        <xs:documentation xml:lang="en"> Intelligent Network Subscriber Information of vt-bcsm-camel-
TDP-criteria-list </xs:documentation>
    </xs:annotation>

    <xs:element name="vt-bcsm-camel-TDP-criteria-list" type="ss:vt-bcsm-camel-TDP-criteria-list-
type" />
    <xs:complexType name="vt-bcsm-camel-TDP-criteria-list-type">
        <xs:sequence>
            <xs:element name="vt-bcsm-camel-TDP-criteria" type="ss:vt-bcsm-camel-TDP-criteria-type"
maxOccurs="10" />
            <xs:any namespace="##other" processContents="lax" minOccurs="0" maxOccurs="unbounded" />
        </xs:sequence>
    </xs:complexType>
    <xs:complexType name="vt-bcsm-camel-TDP-criteria-type">
        <xs:sequence>
            <xs:element ref="ss:t-bcsm-trigger-detection-point" />
            <xs:element ref="ss:basic-service-criteria" minOccurs="0" maxOccurs="5" />
            <xs:element name="t-cause-value-criteria" type="ss:t-cause-value-criteria-type"
minOccurs="0" maxOccurs="5" />
        </xs:sequence>
    </xs:complexType>
    <xs:simpleType name="t-cause-value-criteria-type">
        <xs:restriction base="xs:unsignedByte">
            <xs:minInclusive value="0" />
            <xs:maxInclusive value="254" />
        </xs:restriction>
    </xs:simpleType>
</xs:schema>

```

12 Shared Repository Data identification

12.1 General

This clause describes an optional solution to avoid potential large amount of update, and possible notification, operations in Sh when data is shared among multiple subscribers. Only Repository Data may be shared among multiple subscribers.

12.2 Description

Shared Repository Data among multiple subscribers may be supported in the HSS. Each shared Repository Data is uniquely identified by a distinct IMS Public Service Identity and a Service Indication.

This PSI is only used for accessing the shared Repository Data via Sh interface. This PSI shall not exist from an IMS management point of view and thus it shall not be allowed to be unregistered or to be used as an IMS user in any way. The PSI Activation State shall be set to Inactive.

The PSI(s) used to identify a shared Repository Data are contained in a specific Repository Data (identified by a dedicated Service Indication value "SHARED-REPOSITORY-DATA-IDENTIFICATION") stored for each subscriber to whom this shared Repository Data applies.

One or multiple shared Repository Data may be stored in the HSS, while a subscriber may reference one or several of them.

When an AS wants to read a shared Repository Data for a subscriber, the AS should retrieve first the PSI(s) contained in the Repository Data identified by the dedicated Service Indication value "SHARED-REPOSITORY-DATA-IDENTIFICATION" and the Public Identity of this subscriber. Then, the AS uses received PSI(s) to retrieve the shared Repository Data, using corresponding specific Service Indication.

The AS should store the shared Repository Data locally and it should subscribe to notifications on changes. If shared Repository Data is modified, the HSS notifies the AS about it with a single Sh notification.

See figure 12.2-1 for an example of shared Repository Data usage.

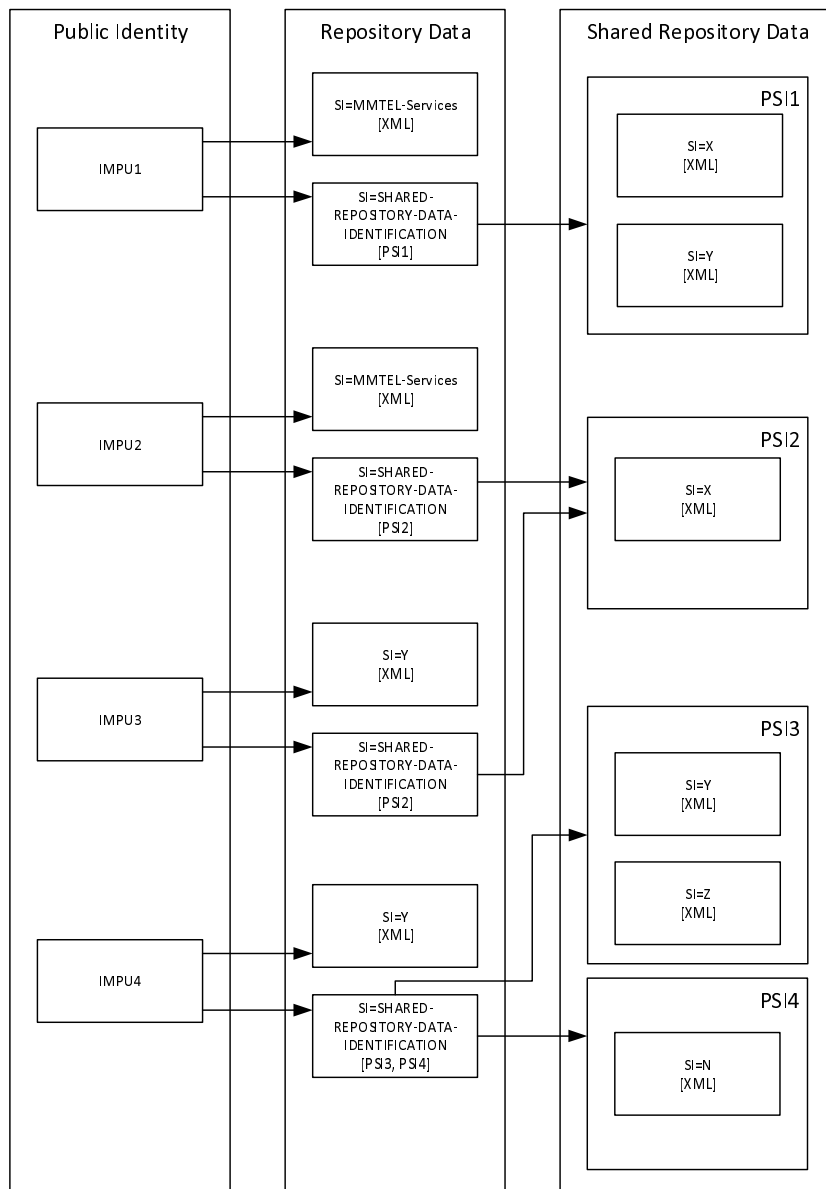


Figure 12.2-1: Shared Data example

If the same Repository Data is defined for a subscriber both as individual Repository Data and shared Repository Data, the individual one shall take precedence.

The same Repository Data shall not be defined as different shared Repository Data for the same subscriber.

12.3 Service Indication

The shared Repository Data identification shall be contained in the Service Data of the Repository Data with the Service Indication having the value "SHARED-REPOSITORY-DATA-IDENTIFICATION".

12.4 Information elements

12.4.1 Shared Repository Data reference

A shared Repository Data identification is a distinct IMS Public Service Identity, as described in 3GPP TS 23.003 [24].

12.5 XML schemas

12.5.1 Shared Repository Data identification

The XML schema below describes the structure and content of the shared Repository Data identification.

```
<?xml version="1.0" encoding="utf-8" ?>
<xs:schema attributeFormDefault="unqualified" elementFormDefault="qualified"
xmlns:xs="http://www.w3.org/2001/XMLSchema">
  <xs:element name="sharedRepositoryDataIdentification" type="tSharedRepositoryDataIdentification"
/>
  <xs:simpleType name="tSharedRepositoryDataIdentification" final="restriction list">
    <xs:restriction base="xs:anyURI" />
  </xs:simpleType>
</xs:schema>
```


Annex A (informative): Dataset example with variable length data

This example illustrates the use of offset and length elements to point variable data in a dataset.

Four variables are defined, each with the following values:

Var1 = 012345678

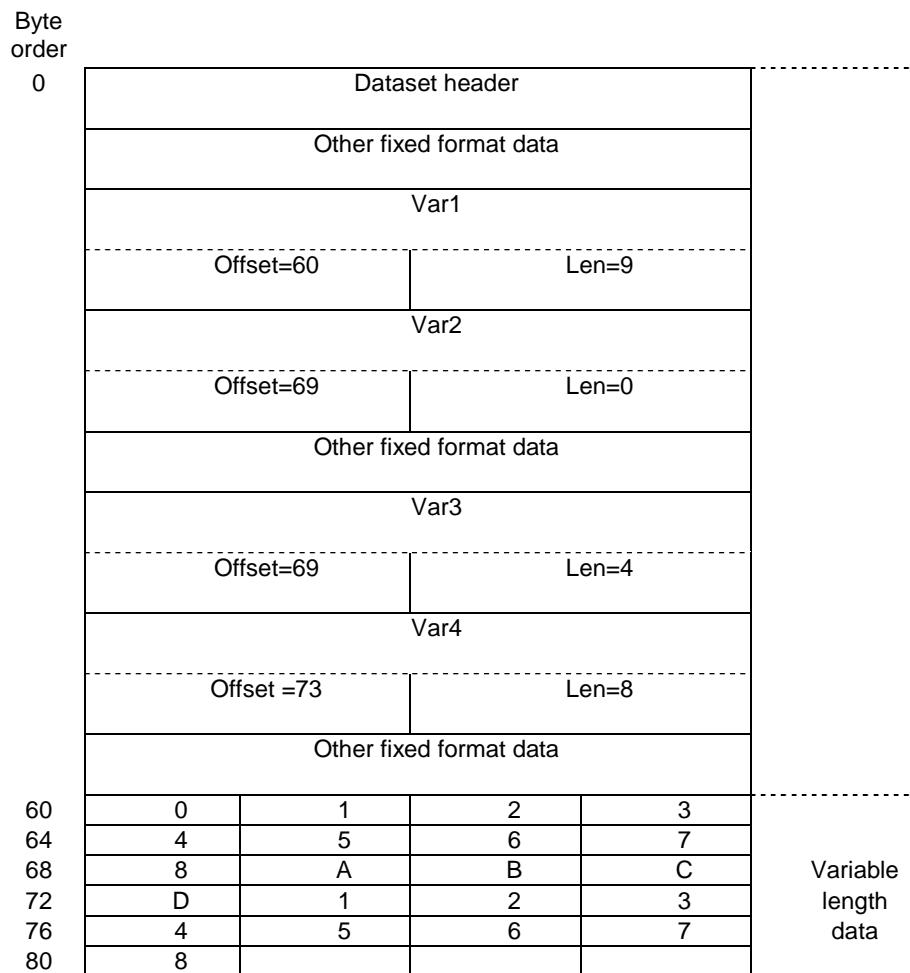
Var2 empty

Var3 = ABCD

Var4= 124345678

The coding of the dataset is as follows:

Figure Annex A-1: Dataset example



Annex B (informative): Change history

Change history								
Date	Meeting	TDoc	CR	Rev	Cat	Subject/Comment		New version
2008-12	CT#42	CP-080720				V1.0.0 approved in CT#42		8.0.0
2009-03	CT#43	CP-090027	000	1		Network provider options for CDIV with binary option		8.1.0
			000	2		Complement on NDUB parameter in the binary option		
			000	3	1	IMS CAT description with binary option		
			000	4	1	AOC parameters with binary option		
			000	5	2	Editor's notes and Service names corrections		
			000	6		AOC Service with XML option		
			000	7		Service Indication for XML format		
			000	8		Addition of schema locations for XML files		
			000	9		Cleanup of XML files for operator common data		
			001	0	1	NDUB parameter in XML option		
			001	1	1	CUG not supported in XML option		
			001	2	2	CAT parameters in XML option		
			001	3	1	Reverse charging note in XML		
			001	4	1	CC parameters in XML option		
2009-06	CT#44	CP-090304	001	6	1	Document references in AOC subclause		8.2.0
			001	7	1	Editorial Changes		
2009-06						Styles and format errors corrected in tables caused by implementation in v.8.2.0, e.g. bullets removed.		8.2.1
2009-09	CT#45	CP-090551	001	8	1	Flexible Alerting with binary option		8.3.0
			001	9		CAT User configuration		
			002	0	1	XML schema for Flexible Alerting		
2009-12	-	-	-	-	-	Update to Rel-9 version (MCC)		9.0.0
2011-03	-	-	-	-	-	Update to Rel-10 version (MCC)		10.0.0
2011-09	CT#53	CP-110556	002	3	-	OIP/OIR data syntax		10.1.0
2012-09	CT#57	CP-120482	002	7	-	IMS user group over Sh		11.0.0
2012-12	CT#58	CP-120715	002	8	1	XML corrections		11.1.0
		CP-120876	002	9	2	Transparent Data coding of IMS ODB info		
2013-03	CT#59	CP-130012	004	1	-	XML document Version		11.2.0
2013-03	CT#59	CP-130034	003	0	2	IM-SSF Service Data Definition based on XML		12.0.0
			003	1	2	XML Schema for IM-SSF		
2013-06	CT#60	CP-130302	004	2	-	Correction on XML Schema for IMS CAMEL Data		12.1.0
2014-06	CT#64	CP-140240	004	3	1	Correction on XML Schema for IMS CAMEL Services		12.2.0
2015-03	CT#67	CP-150016	004	8	-	Removal of CDIVN service		12.3.0
2015-06	CT#68	CP-150273	005	0	1	Shared Repository Data reference		13.0.0
2015-12	CT#70	CP-150750	005	1	-	Communication Barring wording correction		13.1.0
2017-03	CT#75	-	-	-	-	Update to Rel-14 version (MCC)		14.0.0
2018-06	CT#80	-	-	-	-	Update to Rel-15 version (MCC)		15.0.0
2020-07	CT#88e	-	-	-	-	Update to Rel-16 version (MCC)		16.0.0
2022-04	-	-	-	-	-	Update to Rel-17 version (MCC)		17.0.0

History

Document history		
V17.0.0	April 2022	Publication