

# ETSI TS 129 509 V15.8.0 (2022-07)



**5G ;  
5G System;  
Authentication Server Services;  
Stage 3  
(3GPP TS 29.509 version 15.8.0 Release 15)**



---

Reference

RTS/TSGC-0429509vf80

---

Keywords

5G

**ETSI**

650 Route des Lucioles  
F-06921 Sophia Antipolis Cedex - FRANCE

Tel.: +33 4 92 94 42 00 Fax: +33 4 93 65 47 16

Siret N° 348 623 562 00017 - APE 7112B  
Association à but non lucratif enregistrée à la  
Sous-Préfecture de Grasse (06) N° w061004871

---

**Important notice**

The present document can be downloaded from:

<http://www.etsi.org/standards-search>

The present document may be made available in electronic versions and/or in print. The content of any electronic and/or print versions of the present document shall not be modified without the prior written authorization of ETSI. In case of any existing or perceived difference in contents between such versions and/or in print, the prevailing version of an ETSI deliverable is the one made publicly available in PDF format at [www.etsi.org/deliver](http://www.etsi.org/deliver).

Users of the present document should be aware that the document may be subject to revision or change of status.

Information on the current status of this and other ETSI documents is available at

<https://portal.etsi.org/TB/ETSIDeliverableStatus.aspx>

If you find errors in the present document, please send your comment to one of the following services:

<https://portal.etsi.org/People/CommitteeSupportStaff.aspx>

If you find a security vulnerability in the present document, please report it through our  
Coordinated Vulnerability Disclosure Program:

<https://www.etsi.org/standards/coordinated-vulnerability-disclosure>

---

**Notice of disclaimer & limitation of liability**

The information provided in the present deliverable is directed solely to professionals who have the appropriate degree of experience to understand and interpret its content in accordance with generally accepted engineering or other professional standard and applicable regulations.

No recommendation as to products and services or vendors is made or should be implied.

No representation or warranty is made that this deliverable is technically accurate or sufficient or conforms to any law and/or governmental rule and/or regulation and further, no representation or warranty is made of merchantability or fitness for any particular purpose or against infringement of intellectual property rights.

In no event shall ETSI be held liable for loss of profits or any other incidental or consequential damages.

Any software contained in this deliverable is provided "AS IS" with no warranties, express or implied, including but not limited to, the warranties of merchantability, fitness for a particular purpose and non-infringement of intellectual property rights and ETSI shall not be held liable in any event for any damages whatsoever (including, without limitation, damages for loss of profits, business interruption, loss of information, or any other pecuniary loss) arising out of or related to the use of or inability to use the software.

---

**Copyright Notification**

No part may be reproduced or utilized in any form or by any means, electronic or mechanical, including photocopying and microfilm except as authorized by written permission of ETSI.

The content of the PDF version shall not be modified without the written authorization of ETSI.

The copyright and the foregoing restriction extend to reproduction in all media.

© ETSI 2022.  
All rights reserved.

---

# Intellectual Property Rights

## Essential patents

IPRs essential or potentially essential to normative deliverables may have been declared to ETSI. The declarations pertaining to these essential IPRs, if any, are publicly available for **ETSI members and non-members**, and can be found in ETSI SR 000 314: "*Intellectual Property Rights (IPRs); Essential, or potentially Essential, IPRs notified to ETSI in respect of ETSI standards*", which is available from the ETSI Secretariat. Latest updates are available on the ETSI Web server (<https://ipr.etsi.org/>).

Pursuant to the ETSI Directives including the ETSI IPR Policy, no investigation regarding the essentiality of IPRs, including IPR searches, has been carried out by ETSI. No guarantee can be given as to the existence of other IPRs not referenced in ETSI SR 000 314 (or the updates on the ETSI Web server) which are, or may be, or may become, essential to the present document.

## Trademarks

The present document may include trademarks and/or tradenames which are asserted and/or registered by their owners. ETSI claims no ownership of these except for any which are indicated as being the property of ETSI, and conveys no right to use or reproduce any trademark and/or tradename. Mention of those trademarks in the present document does not constitute an endorsement by ETSI of products, services or organizations associated with those trademarks.

**DECT™**, **PLUGTESTS™**, **UMTS™** and the ETSI logo are trademarks of ETSI registered for the benefit of its Members. **3GPP™** and **LTE™** are trademarks of ETSI registered for the benefit of its Members and of the 3GPP Organizational Partners. **oneM2M™** logo is a trademark of ETSI registered for the benefit of its Members and of the oneM2M Partners. **GSM®** and the GSM logo are trademarks registered and owned by the GSM Association.

---

# Legal Notice

This Technical Specification (TS) has been produced by ETSI 3rd Generation Partnership Project (3GPP).

The present document may refer to technical specifications or reports using their 3GPP identities. These shall be interpreted as being references to the corresponding ETSI deliverables.

The cross reference between 3GPP and ETSI identities can be found under <http://webapp.etsi.org/key/queryform.asp>.

---

# Modal verbs terminology

In the present document "**shall**", "**shall not**", "**should**", "**should not**", "**may**", "**need not**", "**will**", "**will not**", "**can**" and "**cannot**" are to be interpreted as described in clause 3.2 of the [ETSI Drafting Rules](#) (Verbal forms for the expression of provisions).

"**must**" and "**must not**" are **NOT** allowed in ETSI deliverables except when used in direct citation.

# Contents

Intellectual Property Rights .....	2
Legal Notice .....	2
Modal verbs terminology.....	2
Foreword.....	7
1 Scope .....	8
2 References .....	8
3 Definitions and abbreviations.....	9
3.1 Definitions .....	9
3.2 Abbreviations .....	9
4 Overview .....	9
4.1 Introduction .....	9
5 Services offered by the AUSF.....	10
5.1 Introduction .....	10
5.2 Nausf_UEAuthentication Service .....	10
5.2.1 Service Description.....	10
5.2.2 Service Operations .....	11
5.2.2.1 Introduction.....	11
5.2.2.2 Authenticate .....	11
5.2.2.2.1 General .....	11
5.2.2.2.2 5G AKA .....	11
5.2.2.2.3 EAP-based authentication method.....	12
5.2.2.2.3.1 General.....	12
5.2.2.2.3.2 EAP method: EAP-AKA'.....	12
5.2.2.2.3.3 EAP method: EAP-TLS.....	14
5.3 Nausf_SoRProtection Service .....	14
5.3.1 Service Description.....	14
5.3.2 Service Operations .....	14
5.3.2.1 Introduction.....	14
5.3.2.2 Protect .....	14
5.3.2.2.1 General .....	14
5.4 Nausf_UPUProtection Service .....	15
5.4.1 Service Description.....	15
5.4.2 Service Operations .....	15
5.4.2.1 Introduction.....	15
5.4.2.2 Protect .....	15
5.4.2.2.1 General .....	15
6 API Definitions .....	16
6.1 Nausf_UEAuthentication Service API.....	16
6.1.1 API URI.....	16
6.1.2 Usage of HTTP .....	16
6.1.2.1 General .....	16
6.1.2.2 HTTP standard headers .....	16
6.1.2.2.1 General .....	16
6.1.2.2.2 Content type .....	17
6.1.2.3 HTTP custom headers .....	17
6.1.2.3.1 General .....	17
6.1.3 Resources.....	17
6.1.3.1 Overview.....	17
6.1.3.2 Resource: List of ue-authentications .....	18
6.1.3.2.1 Description .....	18
6.1.3.2.2 Resource Definition.....	18
6.1.3.2.3 Resource Standard Methods .....	18

6.1.3.2.3.1	POST.....	18
6.1.3.2.4	Resource Custom Operations .....	19
6.1.3.2.4.1	Overview.....	19
6.1.3.3	Resource: 5g-aka-confirmation (Document).....	19
6.1.3.3.1	Description .....	19
6.1.3.3.2	Resource Definition.....	19
6.1.3.3.3	Resource Standard Methods .....	20
6.1.3.3.3.1	PUT.....	20
6.1.3.4	Resource: eap-session (Document).....	20
6.1.3.4.1	Description .....	20
6.1.3.4.2	Resource Definition.....	20
6.1.3.4.3	Resource Standard Methods .....	21
6.1.3.4.3.1	POST.....	21
6.1.4	Custom Operations without associated resources .....	21
6.1.4.1	Overview.....	21
6.1.5	Notifications .....	21
6.1.5.1	General.....	21
6.1.6	Data Model .....	22
6.1.6.1	General.....	22
6.1.6.2	Structured data types .....	22
6.1.6.2.1	Introduction .....	22
6.1.6.2.2	Type: AuthenticationInfo .....	22
6.1.6.2.3	Type: UEAuthenticationCtx.....	23
6.1.6.2.4	Type: 5gAuthData .....	23
6.1.6.2.5	Type: Av5gAka .....	23
6.1.6.2.6	Type: ConfirmationData.....	23
6.1.6.2.7	Type: EapSession .....	24
6.1.6.2.8	Type: ConfirmationDataResponse.....	24
6.1.6.3	Simple data types and enumerations .....	24
6.1.6.3.1	Introduction .....	24
6.1.6.3.2	Simple data types.....	24
6.1.6.3.3	Enumeration: AuthType .....	24
6.1.6.3.4	Enumeration: AuthResult .....	25
6.1.6.3.5	Relation Types.....	25
6.1.6.3.5.1	General.....	25
6.1.6.3.5.2	The "5g-aka" Link relation .....	25
6.1.6.3.5.3	The "eap-session" Link relation.....	25
6.1.6.4	Binary data .....	25
6.1.6.4.1	Introduction .....	25
6.1.7	Error Handling .....	25
6.1.7.1	General.....	25
6.1.7.2	Protocol Errors .....	25
6.1.7.3	Application Errors.....	25
6.1.8	Security .....	26
6.2	Nausf_SoRProtection Service API.....	27
6.2.1	API URI.....	27
6.2.2	Usage of HTTP .....	27
6.2.2.1	General .....	27
6.2.2.2	HTTP standard headers .....	27
6.2.2.2.1	General .....	27
6.2.2.2.2	Content type .....	27
6.2.2.3	HTTP custom headers .....	27
6.2.2.3.1	General .....	27
6.2.3	Resources.....	27
6.2.3.1	Overview.....	27
6.2.3.2	Resource: ue-sor.....	28
6.2.3.2.1	Description .....	28
6.2.3.2.2	Resource Definition.....	28
6.2.3.2.3	Resource Standard Methods .....	28
6.2.3.2.4	Resource Custom Operations .....	29
6.2.3.2.4.1	Overview.....	29
6.2.3.2.4.2	Operation: generate-sor-data.....	29

6.2.3.2.4.2.1	Description .....	29
6.2.3.2.4.2.2	Operation Definition .....	29
6.2.4	Custom Operations without associated resources .....	29
6.2.4.1	Overview .....	29
6.2.5	Notifications .....	30
6.2.5.1	General .....	30
6.2.6	Data Model .....	30
6.2.6.1	General .....	30
6.2.6.2	Structured data types .....	30
6.2.6.2.1	Introduction .....	30
6.2.6.2.2	Type: SorInfo .....	31
6.2.6.2.3	Type: SorSecurityInfo .....	31
6.2.6.2.4	Type: SteeringInfo .....	31
6.2.6.2.5	Type: SteeringContainer .....	31
6.2.6.3	Simple data types and enumerations .....	32
6.2.6.3.1	Introduction .....	32
6.2.6.3.2	Simple data types .....	32
6.2.6.3.3	Enumeration: AccessTech .....	32
6.2.7	Error Handling .....	32
6.2.7.1	General .....	32
6.2.7.2	Protocol Errors .....	32
6.2.7.3	Application Errors .....	32
6.2.8	Security .....	33
6.3	Nausf_UPUProtection Service API .....	33
6.3.1	API URI .....	33
6.3.2	Usage of HTTP .....	33
6.3.2.1	General .....	33
6.3.2.2	HTTP standard headers .....	33
6.3.2.2.1	General .....	33
6.3.2.2.2	Content type .....	33
6.3.2.3	HTTP custom headers .....	34
6.3.2.3.1	General .....	34
6.3.3	Resources .....	34
6.3.3.1	Overview .....	34
6.3.3.2	Resource: ue-upu .....	34
6.3.3.2.1	Description .....	34
6.3.3.2.2	Resource Definition .....	34
6.3.3.2.3	Resource Standard Methods .....	35
6.3.3.2.4	Resource Custom Operations .....	35
6.3.3.2.4.1	Overview .....	35
6.3.3.2.4.2	Operation: generate-upu-data .....	35
6.3.3.2.4.2.1	Description .....	35
6.3.3.2.4.2.2	Operation Definition .....	35
6.3.4	Custom Operations without associated resources .....	36
6.3.4.1	Overview .....	36
6.3.5	Notifications .....	36
6.3.5.1	General .....	36
6.3.6	Data Model .....	36
6.3.6.1	General .....	36
6.3.6.2	Structured data types .....	36
6.3.6.2.1	Introduction .....	36
6.3.6.2.2	Type: UpuInfo .....	37
6.3.6.2.3	Type: UpuSecurityInfo .....	37
6.3.6.2.4	Type: UpuData .....	37
6.3.6.3	Simple data types and enumerations .....	37
6.3.6.3.1	Introduction .....	37
6.3.6.3.2	Simple data types .....	37
6.3.6.3.3	Enumeration: UpuDataType .....	38
6.3.7	Error Handling .....	38
6.3.7.1	General .....	38
6.3.7.2	Protocol Errors .....	38
6.3.7.3	Application Errors .....	38

6.3.8	Security .....	38
<b>Annex A (normative):</b>	<b>OpenAPI specification.....</b>	<b>39</b>
A.1	General .....	39
A.2	Nausf_UEAuthentication API.....	39
A.3	Nausf_SoRProtection API.....	43
A.4	Nausf_UPUProtection API.....	45
<b>Annex B (Informative):</b>	<b>Use of EAP-TLS.....</b>	<b>47</b>
B.1	General .....	47
B.2	EAP method: EAP-TLS .....	47
<b>Annex C (informative):</b>	<b>Withdrawn API versions.....</b>	<b>49</b>
C.1	General .....	49
C.2	Nausf_SoRProtection API.....	49
<b>Annex D (informative):</b>	<b>Change history .....</b>	<b>50</b>
History .....		53

---

# Foreword

This Technical Specification has been produced by the 3rd Generation Partnership Project (3GPP).

The contents of the present document are subject to continuing work within the TSG and may change following formal TSG approval. Should the TSG modify the contents of the present document, it will be re-released by the TSG with an identifying change of release date and an increase in version number as follows:

Version x.y.z

where:

- x the first digit:
  - 1 presented to TSG for information;
  - 2 presented to TSG for approval;
  - 3 or greater indicates TSG approved document under change control.
- y the second digit is incremented for all changes of substance, i.e. technical enhancements, corrections, updates, etc.
- z the third digit is incremented when editorial only changes have been incorporated in the document.



---

# 1 Scope

The present document specifies the stage 3 protocol and data model for the Nausf Service Based Interface. It provides stage 3 protocol definitions and message flows, and specifies the API for each service offered by the AUSF.

The 5G System stage 2 architecture and procedures are specified in 3GPP TS 23.501 [2], 3GPP TS 23.502 [3] and 3GPP TS 33.501 [8].

The Technical Realization of the Service Based Architecture and the Principles and Guidelines for Services Definition are specified in 3GPP TS 29.500 [4] and 3GPP TS 29.501 [5].

---

# 2 References

The following documents contain provisions which, through reference in this text, constitute provisions of the present document.

- References are either specific (identified by date of publication, edition number, version number, etc.) or non-specific.
- For a specific reference, subsequent revisions do not apply.
- For a non-specific reference, the latest version applies. In the case of a reference to a 3GPP document (including a GSM document), a non-specific reference implicitly refers to the latest version of that document *in the same Release as the present document*.

- [1] 3GPP TR 21.905: "Vocabulary for 3GPP Specifications".
- [2] 3GPP TS 23.501: "System Architecture for the 5G System; Stage 2".
- [3] 3GPP TS 23.502: "Procedures for the 5G System; Stage 2".
- [4] 3GPP TS 29.500: "5G System; Technical Realization of Service Based Architecture; Stage 3".
- [5] 3GPP TS 29.501: "5G System; Principles and Guidelines for Services Definition; Stage 3".
- [6] IETF RFC 7540: "Hypertext Transfer Protocol Version 2 (HTTP/2)".
- [7] IETF RFC 8259: "The JavaScript Object Notation (JSON) Data Interchange Format".
- [8] 3GPP TS 33.501: "Security Architecture and Procedures for 5G System".
- [9] Void
  
- [10] 3GPP TS 29.571: "5G System; Common Data Types for Service Based Interfaces; Stage 3".
- [11] IETF RFC 7807: "Problem Details for HTTP APIs".
- [12] 3GPP TS 29.503: "5G System; Unified Data Management Services; Stage 3".
- [13] IETF RFC 6749: "The OAuth 2.0 Authorization Framework".
- [14] 3GPP TS 29.510: "Network Function Repository Services; Stage 3".
- [15] 3GPP TS 31.102: "Characteristics of the Universal Subscriber Identity Module (USIM) application".
- [16] IETF RFC 5216: "The EAP-TLS Authentication Protocol".
- [17] IETF RFC 9048: "Improved Extensible Authentication Protocol Method for 3rd Generation Authentication and Key Agreement (EAP-AKA)".
- [18] IETF RFC 3748: "Extensible Authentication Protocol (EAP)".

- [19] IETF RFC 4648: "The Base16, Base32 and Base64 Data Encodings".
- [20] 3GPP TS 24.501: "Non-Access-Stratum (NAS) protocol for 5G System (5GS); Stage 3".
- [21] 3GPP TR 21.900: "Technical Specification Group working methods".

---

## 3 Definitions and abbreviations

### 3.1 Definitions

For the purposes of the present document, the terms and definitions given in 3GPP TR 21.905 [1] and the following apply. A term defined in the present document takes precedence over the definition of the same term, if any, in 3GPP TR 21.905 [1].

### 3.2 Abbreviations

For the purposes of the present document, the abbreviations given in 3GPP TR 21.905 [1] and the following apply. An abbreviation defined in the present document takes precedence over the definition of the same abbreviation, if any, in 3GPP TR 21.905 [1].

AMF	Access and Mobility Management Function
API	Application Programming Interface
AUSF	Authentication Server Function
MAC	Message Authentication Code
NF	Network Function
SEAF	SEcurity Anchor Function
SoR	Steering of Roaming
URI	Uniform Resource Identifier
UPU	UE Parameters Update

---

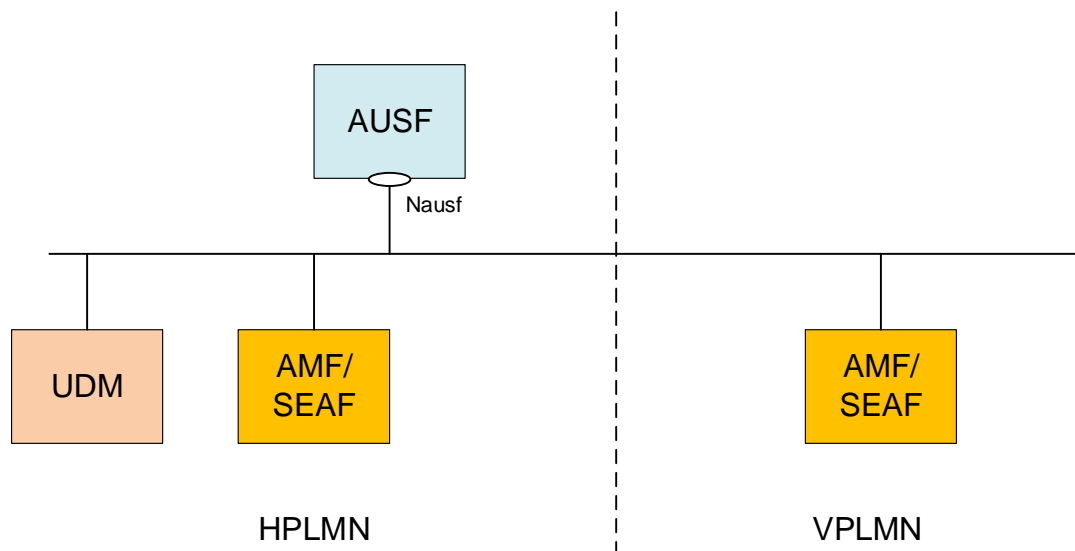
## 4 Overview

### 4.1 Introduction

The Network Function (NF) Authentication Server Function (AUSF) is the network entity in the 5G Core Network (5GC) supporting the following functionalities:

- Authenticate the UE for the requester NF,
- Provide keying material to the requester NF,
- Protect the Steering Information List for the requester NF.

Figure 4-1 shows the reference architecture for the AUSF:



**Figure 4-1: AUSF in 5G System architecture**

This figure represents the AUSF architecture in the Service-based Architecture model. In the reference point model, the interface between the AMF and the AUSF is named N12. In this release, the SEAF function is collocated with the AMF. The AUSF may provide the service to the UDM.

## 5 Services offered by the AUSF

### 5.1 Introduction

The AUSF offers to NF Service Consumers (e.g. AMF) the following services:

- Nausf\_UEAuthentication
- Nausf\_SoRProtection
- Nausf\_UPUProtection

### 5.2 Nausf\_UEAuthentication Service

#### 5.2.1 Service Description

The AUSF is acting as NF Service Producer. It provides UE authentication service to the requester NF. The NF Service Consumer is the AMF.

For this service, the following service operations are defined:

- Authenticate

This service permits to authenticate the UE and to provide one or more master keys which are used by the AMF to derive subsequent keys.

## 5.2.2 Service Operations

### 5.2.2.1 Introduction

The service operation defined for the Nausf\_UEAuthentication is as follows:

- Authenticate: It allows the AMF to authenticate the UE.

### 5.2.2.2 Authenticate

#### 5.2.2.2.1 General

The service operation "Authenticate" permits the requester NF to initiate the Authentication of the UE by providing the following information to the AUSF:

- UE id (e.g. SUPI)
- Serving Network Name

The AUSF retrieves the UE's subscribed authentication method from the UDM and depending on the information provided by the UDM, the AUSF enters in one of the following procedures:

- 5G-AKA
- EAP-based authentication'

For those two different procedures a new resource is generated by the AUSF. The content of the resource will depend on the procedure and will be returned to the AMF.

#### 5.2.2.2.2 5G AKA

In this procedure, the NF Service Consumer (AMF) requests the authentication of the UE by providing UE related information and the serving network name and the 5G AKA is selected. The NF Service Consumer (AMF) shall then return to the AUSF the result received from the UE:

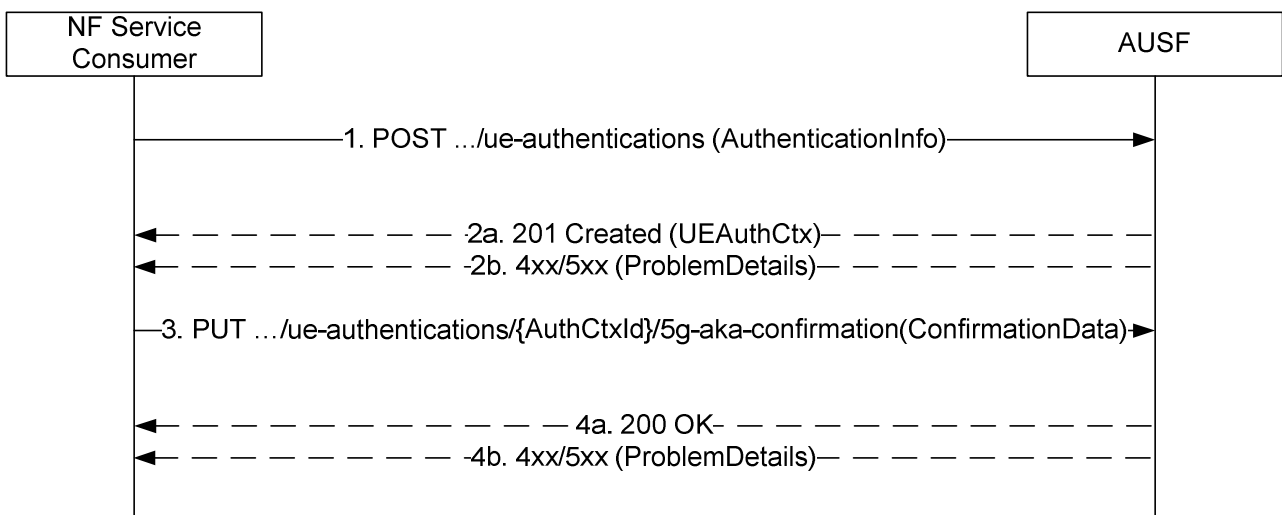


Figure 5.2.2.2.2-1: 5G AKA

1. The NF Service Consumer (AMF) shall send a POST request to the AUSF. The payload of the body shall contain at least the UE Id and the Serving Network Name.
- 2a. On success, "201 Created" shall be returned. The payload body shall contain the representation of the resource created and the "Location" header shall contain the URI of the created resource (e.g.

.../v1/ue\_authentications/{authCtxId}). The AUSF generates a sub-resource "5g-aka-confirmation". The AUSF shall provide an hypermedia link towards this sub-resource in the payload to indicate to the AMF where it shall send a PUT for the confirmation.

- 2b. On failure, one of the HTTP status code listed in table 6.1.7.3-1 shall be returned with the message body containing a ProblemDetails structure with the "cause" attribute set to one of the application error listed in Table 6.1.7.3-1. If the serving network is not authorized, the AUSF shall use the SERVING\_NETWORK\_NOT\_AUTHORIZED "cause".
3. Based on the relation type, the NF Service Consumer (AMF) deduces that it shall send a PUT containing the "RES\*" provided by the UE to the URI provided by the AUSF or derived by itself. The NF Service Consumer (AMF) shall also send a PUT containing null value in the RES\* to indicate the failure to the AUSF for the following cases:
  - if the UE is not reached, and the RES\* is never received by the NF Service Consumer (AMF);
  - the comparison of the HRES\* and HXRES\* is unsuccessful in the NF Service Consumer (AMF);
  - the authentication failure is received from the UE, e.g. synchronization failure or MAC failure;
- 4a. On success, "200 OK" shall be returned. If the UE is not authenticated, e.g. the verification of the RES\* was not successful in the AUSF, the AUSF shall set the value of AuthResult to AUTHENTICATION\_FAILURE.
- 4b. On failure, one of the HTTP status code listed in table 6.1.7.3-1 shall be returned with the message body containing a ProblemDetails structure with the "cause" attribute set to one of the application error listed in Table 6.1.7.3-1.

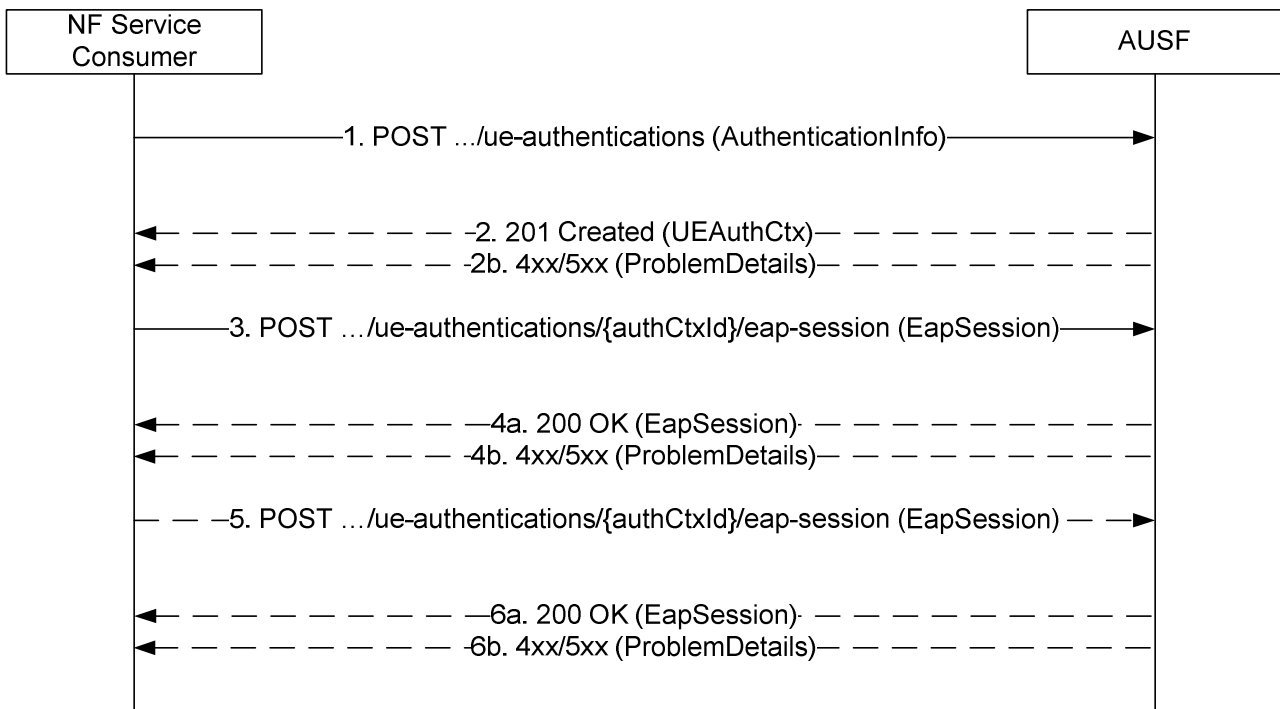
### 5.2.2.2.3 EAP-based authentication method

#### 5.2.2.2.3.1 General

In this procedure, the NF Service Consumer requests the authentication of the UE by providing UE related information and the serving network and the EAP-based authentication is selected (see IETF RFC 3748 [18]). EAP messages are exchanged between a UE acting as EAP peer, an NF Service Consumer (AMF/SEAF) acting as a pass-through authenticator and the AUSF acting as the EAP server.

#### 5.2.2.2.3.2 EAP method: EAP-AKA'

EAP-AKA' is the EAP method used in this procedure



**Figure 5.2.2.3-1: EAP-based authentication with EAP-AKA' method**

1. The NF Service Consumer (AMF) shall send a POST request to the AUSF. The payload of the body shall contain at least the UE Id, Serving Network Name.
- 2a. On success, "201 Created" shall be returned. The payload body shall contain the representation of the resource generated and the "Location" header shall contain the URI of the generated resource (e.g. `.../v1/ue_authentications/{authCtxId}/eap-session`). The AUSF generates a sub-resource "eap-session". The AUSF shall provide an hypermedia link towards this sub-resource in the payload to indicate to the AMF where it shall send a POST containing the EAP packet response. The body payload shall also contain the EAP packet EAP-Request/AKA'-Challenge.
- 2b. On failure, one of the HTTP status code listed in table 6.1.7.3-1 shall be returned with the message body containing a ProblemDetails structure with the "cause" attribute set to one of the application error listed in Table 6.1.7.3-1. In particular, if the serving network is not authorized, the AUSF shall use the "Cause" `SERVING_NETWORK_NOT_AUTHORIZED`.
3. Based on the relation type, the NF Service Consumer (AMF) shall send a POST request including the EAP-Response/AKA' Challenge received from the UE. The POST request is sent to the URI provided by the AUSF or derived by the NF Service Consumer (AMF).
- 4a. On success, and if the AUSF and the UE have indicated the use of protected successful result indications as in IETF RFC 9048 [17], the AUSF shall reply with a "200 OK" HTTP message containing the EAP Request/AKA' Notification and an hypermedia link towards the sub-resource "eap-session".
- 4b. On failure, one of the HTTP status code listed in table 6.1.7.3-1 shall be returned with the message body containing a ProblemDetails structure with the "cause" attribute set to one of the application error listed in Table 6.1.7.3-1.

NOTE: Steps 4 to 5 are optional.

5. The NF Service Consumer (AMF) shall send a POST request including the EAP Response/AKA' Notification received from the UE. The POST request is sent to the URI provided by the AUSF or derived by the NF Service Consumer (AMF).
- 6a. If the EAP authentication exchange is successfully completed (with or without the optional Notification Request/Response messages exchange), "200 OK" shall be returned to the NF Service Consumer (AMF). The

payload shall contain the result of the authentication, an EAP success/failure and the Kseaf if the authentication is successful. If the UE is not authenticated, the AUSF shall set the authResult to AUTHENTICATION\_FAILURE.

- 6b. On failure, one of the HTTP status code listed in table 6.1.7.3-1 shall be returned with the message body containing a ProblemDetails structure with the "cause" attribute set to one of the application error listed in Table 6.1.7.3-1.

#### 5.2.2.2.3.3 EAP method: EAP-TLS

The EAP-TLS method can be used in private networks as an EAP method (see 3GPP TS 33.501 [8] Annex B.1). The corresponding stage 3 implementation is described in Annex B.

## 5.3 Nausf\_SoRProtection Service

### 5.3.1 Service Description

The AUSF is acting as NF Service Producer. It provides SoRProtection service to the NF Service Consumer.

This service permits to provide the NF Service Consumer (e.g. UDM) with the SoR-MAC-IAUSF and CounterSoR to protect the the Steering Information List from being tampered with or removed by the VPLMN.

**NOTE:** If the Steering Information List is not available or HPLMN determines that no steering of the UE is required, a SOR transparent container information element with an HPLMN indication that 'no change of the "Operator Controlled PLMN Selector with Access Technology" list stored in the UE' protected by SoR-MAC-IAUSF and CounterSoR is still sent to the UE during registration. The Steering Information List In such a case, the NF Service Consumer shall send an empty list to the AUSF when consuming the Nausf\_SoRProtection Service.

In option this service also allows to provide the NF Service Consumer (e.g. UDM) with the SoR-XMAC-IUE that allows the NF Service Consumer (e.g. UDM) to verify that the UE received the Steering Information List.

### 5.3.2 Service Operations

#### 5.3.2.1 Introduction

The service operation defined for the Nausf\_SoRProtection is as follows:

- Protect

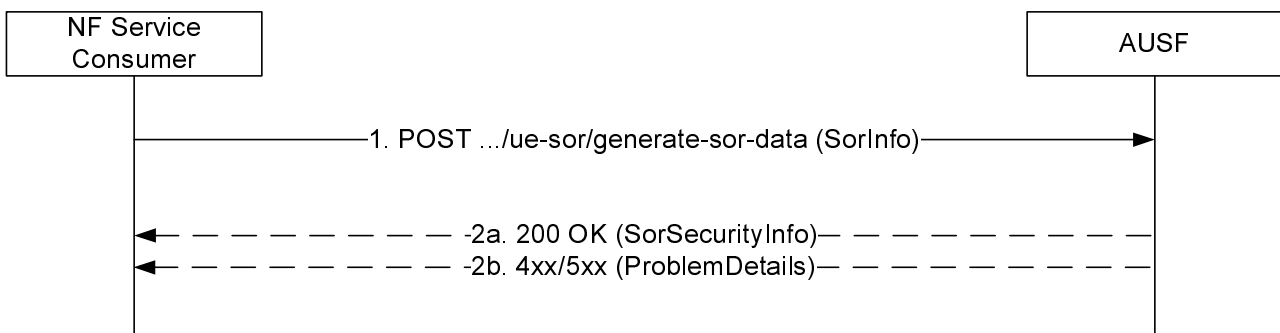
#### 5.3.2.2 Protect

##### 5.3.2.2.1 General

The Protect service operation is used in the following procedures:

- Procedure for steering of UE in VPLMN during registration (see clause 6.14.2.1 of 3GPP TS 33.501 [8]);
- Procedure for steering of UE in VPLMN after registration (see clause 6.14.2.2 of 3GPP TS 33.501 [8]).

The NF Service Consumer (e.g. UDM) uses this service operation to request the AUSF to compute the SoR-MAC-IAUSF and the CounterSoR by providing Steering Information List. The NF Service Consumer (e.g. UDM) may also request the AUSF to compute the SoR-XMAC-IUE by providing the indication that an acknowledgement is requested from the UE.



**Figure 5.3.2.2.1-1: Steering of UE in VPLMN**

1. The NF Service Consumer (e.g. UDM) shall send a POST request to the AUSF that was used to authenticate the UE. The payload of the body shall contain the Steering Information List and the acknowledge indication.

2a. On success, "200 OK" shall be returned. The payload body shall contain the requested security material (e.g. SoR-MAC-I<sub>AUSF</sub>, Counter<sub>SoR</sub>, SoR-XMAC-I<sub>UE</sub>) necessary to protect the Steering of Roaming procedure.

SoR Header shall be used to form the input as one of multiple parameters to calculate the SoR-MAC-I<sub>AUSF</sub>. SoR Header shall be constructed by AUSF based on the information received in the request and encoded as specified in clause 9.11.3.51 of 3GPP TS 24.501 [20].

2b. On failure, one of the HTTP status code listed in table 6.2.7.3-1 shall be returned with the message body containing a ProblemDetails structure with the "cause" attribute set to one of the application error listed in Table 6.2.7.3-1. If the Counter<sub>SoR</sub> associated with the K<sub>AUSF</sub> of the UE, is about to wrap around, the AUSF shall use the "COUNTER-WRAP" cause.

## 5.4 Nausf\_UPUProtection Service

### 5.4.1 Service Description

The AUSF is acting as NF Service Producer. It provides UPUProtection service to the NF Service Consumer.

This service permits to provide the NF Service Consumer (e.g. UDM) with the UPU-MAC-I<sub>AUSF</sub> and Counter<sub>UPU</sub> to protect the UE Parameters Update Data from being tampered with or removed by the VPLMN.

In option this service also allows to provide the NF Service Consumer (e.g. UDM) with the UPU-XMAC-I<sub>UE</sub> that allows the NF Service Consumer (e.g. UDM) to verify that the UE received UE Parameters Update Data correctly.

### 5.4.2 Service Operations

#### 5.4.2.1 Introduction

The service operation defined for the Nausf\_UPUProtection is as follows:

- Protect

#### 5.4.2.2 Protect

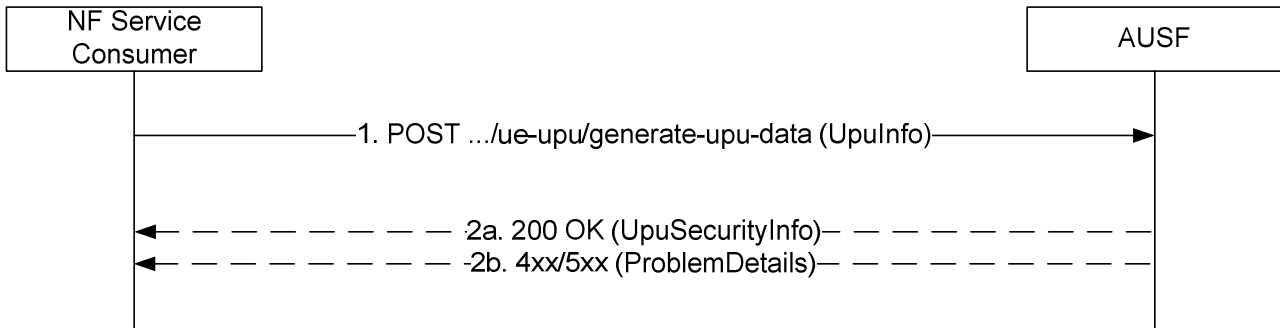
##### 5.4.2.2.1 General

The Protect service operation is used in the following procedures:

- Procedure for UE Parameters Update (see clause 6.15.2.1 of 3GPP TS 33.501 [8]).



The NF Service Consumer (e.g. UDM) uses this service operation to request the AUSF to compute the UPU-MAC- $I_{AUSF}$  and Counter<sub>UPU</sub> by providing the UE Parameters Update Data (UPU Data). The NF Service Consumer (e.g. UDM) may also request the AUSF to compute the UPU-XMAC- $I_{UE}$  by providing the indication that an acknowledgement is requested from the UE.



**Figure 5.4.2.2-1: UE Parameters Update in VPLMN**

1. The NF Service Consumer (e.g. UDM) shall send a POST request to the AUSF that was used to authenticate the UE and stores the latest  $K_{AUSF}$  for the UE. The payload of the body shall contain the UE Parameters Update Data (UPU Data), the UPU Header and the acknowledge indication.
- 2a. On success, "200 OK" shall be returned. The payload body shall contain the requested security material necessary to protect the UE Parameters Update procedure.
- 2b. On failure, one of the HTTP status code listed in table 6.4.7.3-1 shall be returned with the message body containing a ProblemDetails structure with the "cause" attribute set to one of the application error listed in Table 6.4.7.3-1. If the Counter<sub>UPU</sub> associated with the  $K_{AUSF}$  of the UE, is about to wrap around, the AUSF shall use the "COUNTER-WRAP" cause.

## 6 API Definitions

### 6.1 Nausf\_UEAuthentication Service API

#### 6.1.1 API URI

URIs of this API shall have the following root:

```
{apiRoot}/{apiName}/{apiVersion}/
```

where "apiRoot" is defined in clause 4.4.1 of 3GPP TS 29.501 [5], the "apiName" shall be set to "nausf-auth" and the "apiVersion" shall be set to "v1" for the current version of this specification.

#### 6.1.2 Usage of HTTP

##### 6.1.2.1 General

HTTP/2, as defined in IETF RFC 7540 [6], shall be used as specified in clause 5 of 3GPP TS 29.500 [4].

##### 6.1.2.2 HTTP standard headers

###### 6.1.2.2.1 General

The usage of HTTP standard headers is specified in clause 5.2.2 of 3GPP TS 29.500 [4].

### 6.1.2.2.2 Content type

The following content types shall be supported:

- JSON, as defined in IETF RFC 8259 [7], shall be used as content type of the HTTP bodies specified in the present specification as indicated in clause 5.4 of 3GPP TS 29.500 [4].
- The Problem Details JSON Object (IETF RFC 7807 [11]). The use of the Problem Details JSON object in a HTTP response body shall be signalled by the content type "application/problem+json"
- The 3GPP hypermedia format as defined in 3GPP TS 29.501 [5]. The use of the 3GPP hypermedia format in a HTTP response body shall be signalled by the content type "application/3gppHal+json"

### 6.1.2.3 HTTP custom headers

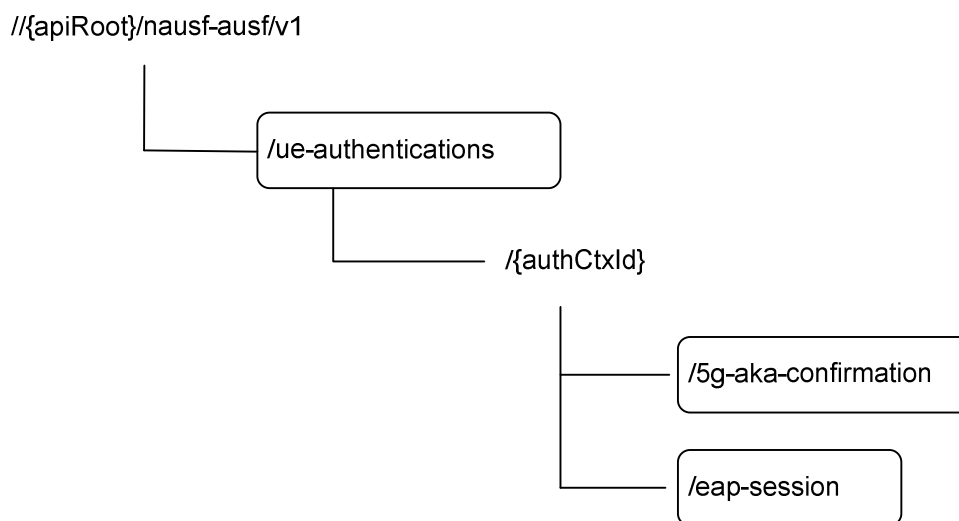
#### 6.1.2.3.1 General

The usage of HTTP custom headers shall be supported as specified in clause 5.2.3 of 3GPP TS 29.500 [4].

## 6.1.3 Resources

### 6.1.3.1 Overview

The structure of the Resource URIs of the "Authenticate" service is shown in Figure 6.1.3.1-1



**Figure 6.1.3.1-1: Resource URI structure of the AUSF API**

Table 6.1.3.1-1 provides an overview of the resources and applicable HTTP methods.

**Table 6.1.3.1-1: Resources and methods overview**

Resource name	Resource URI	HTTP method or custom operation	Description
ue-authentications (Collection)	{apiRoot}/nausf-auth/v1/ue-authentications	POST	Initiate the authentication process by providing inputs related to the UE
5g-aka-confirmation (Document)	{apiRoot}/nausf-auth/v1/ue-authentications/{authCtxId}/5g-aka-confirmation	PUT	Put the UE response from the 5G-AKA process.
eap-session (Document)	{apiRoot}/nausf-auth/v1/ue-authentications/{authCtxId}/eap-session	POST	Post the EAP response from the UE. See NOTE.
NOTE: This POST is used to provide EAP response to the AUSF in a sub-resource (Document) generated by the first POST operation. As this operation is not idempotent (it triggers subsequent EAP operations), a PUT was not adequate.			

**6.1.3.2 Resource: List of ue-authentications**

**6.1.3.2.1 Description**

This resource represents a collection of the ue-authentication resources generated by the AUSF.

**6.1.3.2.2 Resource Definition**

Resource URI: **{apiRoot}/nausf-auth/v1/ue-authentications**

This resource shall support the resource URI variables defined in table 6.1.3.2.2-1.

**Table 6.1.3.2.2-1: Resource URI variables for this resource**

Name	Definition
apiRoot	See clause 6.1.1

**6.1.3.2.3 Resource Standard Methods**

**6.1.3.2.3.1 POST**

This method shall support the URI query parameters specified in table 6.1.3.2.3.1-1.

**Table 6.1.3.2.3.1-1: URI query parameters supported by the POST method on this resource**

Name	Data type	P	Cardinality	Description
n/a				

This method shall support the request data structures specified in table 6.1.3.2.3.1-2 and the response data structures and response codes specified in table 6.1.3.2.3.1-3.

**Table 6.1.3.2.3.1-2: Data structures supported by the POST Request Body on this resource**

Data type	P	Cardinality	Description
AuthenticationInfo	M	1	Contains the UE id (i.e. SUCI or SUPI as specified in 3GPP TS 33.501 [8]) and the serving network name. It may also contain Trace Data as specified in 3GPP TS 23.501 [2].

Table 6.1.3.2.3.1-3: Data structures supported by the POST Response Body on this resource

Data type	P	Cardinality	Response codes	Description
UEAuthentication Ctx	M	1	201 Created	Upon success, if 5G AKA is selected, the response body will contain one AV and "link" for the AMF to PUT the confirmation. If an EAP-based method is selected, the response body will contain the EAP method selected, the corresponding EAP packet request and a "link" for the AMF to POST the EAP response.  The HTTP response shall include a "Location" header that contains the resource URI of the created resource.
ProblemDetails	M	1	400 Bad Request	This case represents the failure to start authentication service because of input parameter error.
ProblemDetails	M	1	403 Forbidden	This case represents when the UE is not allowed to be authenticated. The "cause" attribute can be set to one of the following application errors: - AUTHENTICATION_REJECTED - SERVING_NETWORK_NOT_AUTHORIZED - INVALID_HN_PUBLIC_KEY_IDENTIFIER - INVALID_SCHEME_OUTPUT
ProblemDetails	M	1	404 Not Found	The "cause" attribute can be set to the following application error: - USER_NOT_FOUND
ProblemDetails	M	1	500 Internal Server Error	This case represents the failure in starting the authentication service because of a server internal error. If the error is due to a problem with UDM not able to generate the requested AV, the AUSF shall indicate the following application error: "AV_GENERATION_PROBLEM"
ProblemDetails	M	1	501 Not Implemented	The "cause" attribute can be set to the following application error: - UNSUPPORTED_PROTECTION_SCHEME
NOTE: The mandatory HTTP error status codes for the POST method listed in Table 5.2.7.1-1 of 3GPP TS 29.500 [4] other than those specified in the table above also apply, with a ProblemDetails data type (see clause 5.2.7 of 3GPP TS 29.500 [4]).				

#### 6.1.3.2.4 Resource Custom Operations

##### 6.1.3.2.4.1 Overview

There is no Resource Custom Operations in the current version of this API.

#### 6.1.3.3 Resource: 5g-aka-confirmation (Document)

##### 6.1.3.3.1 Description

The subresource "5g-aka-confirmation" is generated by the AUSF. This subresource should not persist after the AUSF has read its content.

##### 6.1.3.3.2 Resource Definition

Resource URI: **{apiRoot}/nausf-auth/v1/ue-authentications/{authCtxId}/5g-aka-confirmation**

This resource shall support the resource URI variables defined in table 6.1.3.2.2-1.

**Table 6.1.3.3.2-1: Resource URI variables for this resource**

Name	Definition
apiRoot	See clause 6.1.1
authCtxId	Represents a specific ue-authentication

### 6.1.3.3.3 Resource Standard Methods

#### 6.1.3.3.3.1 PUT

This method shall support the URI query parameters specified in table 6.1.3.2.3.1-1.

**Table 6.1.3.2.3.1-1: URI query parameters supported by the PUT method on this resource**

Name	Data type	P	Cardinality	Description
n/a				

This method shall support the request data structures specified in table 6.1.3.2.3.1-2 and the response data structures and response codes specified in table 6.1.3.2.3.1-3.

**Table 6.1.3.3.3.1-2: Data structures supported by the PUT Request Body on this resource**

Data type	P	Cardinality	Description
ConfirmationData	M	1	Contains the "RES*" generated by the UE and provided to the AMF.

**Table 6.1.3.3.3.1-3: Data structures supported by the PUT Response Body on this resource**

Data type	P	Cardinality	Response codes	Description
ConfirmationData Response	M	1	200 OK	This case indicates that the AUSF has performed the verification of the 5G AKA confirmation. The response body shall contain the result of the authentication and the Kseaf if the authentication is successful.
ProblemDetails	M	1	400 Bad Request	This case represents a 5G AKA confirmation failure because of input parameter error. This indicates that the AUSF was not able to confirm the authentication.
ProblemDetails	M	1	500 Internal Server Error	This case represents a 5G AKA confirmation failure because of a server internal error.
NOTE: The mandatory HTTP error status codes for the PUT method listed in Table 5.2.7.1-1 of 3GPP TS 29.500 [4] other than those specified in the table above also apply, with a ProblemDetails data type (see clause 5.2.7 of 3GPP TS 29.500 [4]).				

### 6.1.3.4 Resource: eap-session (Document)

#### 6.1.3.4.1 Description

The "eap-session" is generated by the AUSF if an EAP-based authentication method is selected. This resource is used to handle the EAP session. This subresource should not persist after the EAP exchanges.

#### 6.1.3.4.2 Resource Definition

Resource URI: {apiRoot}/nausf-auth/v1/ue-authentications/{authCtxId}/eap-session

This resource shall support the resource URI variables defined in table 6.1.3.4.2-1.

**Table 6.1.3.4.2-1: Resource URI variables for this resource**

Name	Definition
apiRoot	See clause 6.1.1
authCtxId	Represents a specific ue-authentication

### 6.1.3.4.3 Resource Standard Methods

#### 6.1.3.4.3.1 POST

This method shall support the URI query parameters specified in table 6.1.3.4.3.1-1.

**Table 6.1.3.4.3.1-1: URI query parameters supported by the POST method on this resource**

Name	Data type	P	Cardinality	Description
n/a				

This method shall support the request data structures specified in table 6.1.3.4.3.1-2 and the response data structures and response codes specified in table 6.1.3.4.3.1-3.

**Table 6.1.3.4.3.1-2: Data structures supported by the POST Request Body on this resource**

Data type	P	Cardinality	Description
EapSession	M	1	Contains the EAP packet response (see IETF RFC 3748 [18]) from the UE and transferred by the AMF

**Table 6.1.3.4.3.1-3: Data structures supported by the POST Response Body on this resource**

Data type	P	Cardinality	Response codes	Description
EapSession	M	1	200 OK	During an EAP session, the body response shall contain the EAP packet Response and an hypermedia link. At the end of the EAP session, the body response shall contain the EAP packet Success or Failure (see IETF RFC 3748 [18]) and the Kseaf if the authentication is successful
ProblemDetails	M	1	400 Bad Request	This case represents an EAP session failure because of input parameter error. This indicates that the AUSF was not able to continue the EAP session.
ProblemDetails	M	1	500 Internal Server Error	This case represents an EAP session failure failure because of a server internal error.
NOTE: The mandatory HTTP error status codes for the POST method listed in Table 5.2.7.1-1 of 3GPP TS 29.509 [4] other than those specified in the table above also apply, with a ProblemDetails data type (see clause 5.2.7 of 3GPP TS 29.509 [4]).				

## 6.1.4 Custom Operations without associated resources

### 6.1.4.1 Overview

There is no Custom Operation in the current version of this API.

## 6.1.5 Notifications

### 6.1.5.1 General

There is no use of notification in the current version of this API.

## 6.1.6 Data Model

### 6.1.6.1 General

This clause specifies the application data model supported by the API.

Table 6.1.6.1-1 specifies the data types defined for the Nausf service based interface protocol.

**Table 6.1.6.1-1: Nausf specific Data Types**

Data type	Clause defined	Description
AuthenticationInfo	6.1.6.2.2	Contains the UE id (i.e. SUCI or SUPI) and the Serving Network Name.
UEAuthenticationCtx	6.1.6.2.3	Contains the information related to the resource generated to handle the UE authentication. It contains at least the UE id, Serving Network, the Authentication Method and related EAP information or related 5G-AKA information.
5gAuthData	6.1.6.2.4	Contains 5G authentication related information.
AV5gAka	6.1.6.2.5	Contains Authentication Vector for method 5G AKA.
ConfirmationData	6.1.6.2.7	Contains the "RES*" generated by the UE.
EapSession	6.1.6.2.8	Contains information related to the EAP session.

Table 6.1.6.1-2 specifies data types re-used by the Nausf service based interface protocol from other specifications, including a reference to their respective specifications and when needed, a short description of their use within the Nausf service based interface.

**Table 6.1.6.1-2: Nausf re-used Data Types**

Data type	Reference	Comments
LinksValueSchema	3GPP TS 29.571 [10]	3GPP Hypermedia link
ProblemDetails	3GPP TS 29.571 [10]	Common Data Type used in response bodies
Supi	3GPP TS 29.571 [10]	
Uri	3GPP TS 29.571 [10]	
ResynchronizationInfo	3GPP TS 29.503 [12]	
SupiOrSuci	3GPP TS 29.503 [12]	
ServingNetworkName	3GPP TS 29.503 [12]	
Autn	3GPP TS 29.503 [12]	
Pei	3GPP TS 29.571 [10]	
TraceData	3GPP TS 29.571 [10]	

### 6.1.6.2 Structured data types

#### 6.1.6.2.1 Introduction

The following clause defines the structures to be used in resource representations.

#### 6.1.6.2.2 Type: AuthenticationInfo

**Table 6.1.6.2.2-1: Definition of type AuthenticationInfo**

Attribute name	Data type	P	Cardinality	Description
supiOrSuci	SupiOrSuci	M	1	Contains the SUPI or SUCI of the UE.
servingNetworkName	ServingNetworkName	M	1	Contains the Serving Network Name.
resynchronizationInfo	ResynchronizationInfo	O	0..1	Contains RAND and AUTS; see 3GPP 33.501 [8] clause 9.4.
pei	Pei	O	0..1	Permanent Equipment Identifier
traceData	TraceData	O	0..1	Contains TraceData provided by the UDM to the AMF

## 6.1.6.2.3 Type: UEAuthenticationCtx

**Table 6.1.6.2.3-1: Definition of type UEAuthenticationCtx**

Attribute name	Data type	P	Cardinality	Description
authType	AuthType	M	1	Indicates the authentication method used for this UE ie. "5G-AKA-Confirmation", "EAP-AKA" or "EAP-TLS". See clause 6.1.6.3.3
_links	map(LinksValueSchema)	M	1..N	If 5G-AKA has been selected, this IE shall contain a member whose name is set to "5g-aka" and the URI to perform the confirmation. If an EAP-based method has been selected, this IE shall contain a member whose name is set to "eap-session" and the URI to perform the EAP session. See NOTE
5gAuthData	5GAuthData	M	1	Contains either 5G-AKA or EAP related information.
servingNetworkName	ServingNetworkName	O	0..1	Contains the Serving Network Name.

NOTE: In the current version of this API, only one hypermedia link is provided

## 6.1.6.2.4 Type: 5gAuthData

**Table 6.1.6.2.4-1: Definition of type 5gAuthData as a list of mutually exclusive alternatives**

Data type	Cardinality	Description
Av5gAka	1	Contains the 5G AV if 5G-AKA has been selected.
EapPayload	1	Contains the EAP packet request.

## 6.1.6.2.5 Type: Av5gAka

**Table 6.1.6.2.5-1: Definition of type Av5gAka**

Attribute name	Data type	P	Cardinality	Description
rand	Rand	M	1	
autn	Autn	M	1	
hxresStar	HxresStar	M	1	

## 6.1.6.2.6 Type: ConfirmationData

**Table 6.1.6.2.6-1: Definition of type ConfirmationData**

Attribute name	Data type	P	Cardinality	Description
resStar	ResStar	M	1	Contains the "RES*" provided by the UE to the AMF. If no RES* has been provided by the UE the null value is conveyed to the AUSF.



## 6.1.6.2.7 Type: EapSession

Table 6.1.6.2.7-1: Definition of type EapSession

Attribute name	Data type	P	Cardinality	Description
eapPayload	EapPayload	M	1	Contains the EAP packet (see IETF RFC 3748 [18]).
kSeaf	Kseaf	C	0..1	If the authentication is successful, the Kseaf shall be included
_links	map(LinksValueSchema)	C	1..N	If the EAP session requires another exchange e.g. for EAP-AKA' notification, this IE shall contain a member whose name is "eap-session" and the URI to continue the EAP session. See NOTE.
authResult	AuthResult	C	0..1	Indicates the result of the authentication.
supi	Supi	C	0..1	If the authentication is successful and if the AMF had provided a SUCI, this IE shall contain the SUPI of the UE.

NOTE: In the current version of this API, only 0 or 1 hypermedia link is provided.

## 6.1.6.2.8 Type: ConfirmationDataResponse

Table 6.1.6.2.8-1: Definition of type ConfirmationDataResponse

Attribute name	Data type	P	Cardinality	Description
authResult	AuthResult	M	1	Indicates the result of the authentication
supi	Supi	C	0..1	If the authentication is successful and if the AMF had provided a SUCI, this IE shall contain the SUPI of the UE
kseaf	Kseaf	C	0..1	Contains the Kseaf if authentication is successful.

## 6.1.6.3 Simple data types and enumerations

## 6.1.6.3.1 Introduction

This clause defines simple data types and enumerations that can be referenced from data structures defined in the previous clauses.

## 6.1.6.3.2 Simple data types

Table 6.1.6.3.2-1: Simple data types

Type Name	Type Definition	Description
EapPayload	string	The EAP packet is encoded using base64 (see IETF RFC 4648 [19]) and represented as a String.
ResStar	string	pattern: "[A-Fa-f0-9]{32}"; nullable
Kseaf	string	pattern: "[A-Fa-f0-9]{64}"
HxresStar	string	pattern: "[A-Fa-f0-9]{32}"

## 6.1.6.3.3 Enumeration: AuthType

Table 6.1.6.3.3-1: Enumeration AuthType

Enumeration value	Description
5G_AKA	5G AKA
EAP_AKA_PRIME	EAP-AKA'
EAP_TLS	EAP-TLS is only used in the case where the Annex B is supported.

## 6.1.6.3.4 Enumeration: AuthResult

**Table 6.1.6.3.4-1: Enumeration AuthResult**

Enumeration value	Description
AUTHENTICATION_SUCCESS	This value is used to indicate that the AUSF successfully authenticate the UE
AUTHENTICATION_FAILURE	This value is used to indicate that the AUSF fails to authenticate the UE.
AUTHENTICATION_ONGOING	This value is used during an EAP Session to indicate that the EAP session is still ongoing.

## 6.1.6.3.5 Relation Types

## 6.1.6.3.5.1 General

This clause describes the possible relation types defined within AUSF API.

**Table 6.1.6.3.5-1: supported registered relation types**

Relation Name
5g-aka
eap-session

## 6.1.6.3.5.2 The "5g-aka" Link relation

The value "5g-aka" specifies that the value of the href attribute is the URI where NF Service Consumer shall send a PUT containing the result "RES\*" received from the UE.

## 6.1.6.3.5.3 The "eap-session" Link relation

The value "eap-session" specifies that the value of the href attribute is the URI that will be used by the NF Service Consumer to provide EAP packet response during an EAP exchange. The NF Service Consumer shall use a POST to provide the EAP Packet Response to the AUSF to the corresponding URI.

## 6.1.6.4 Binary data

## 6.1.6.4.1 Introduction

There is no binary data in the current version of this API.

## 6.1.7 Error Handling

## 6.1.7.1 General

HTTP error handling shall be supported as specified in clause 5.2.4 of 3GPP TS 29.500 [4].

## 6.1.7.2 Protocol Errors

Protocol errors shall be supported as specified in clause 5.2.7 of 3GPP TS 29.500 [4].

## 6.1.7.3 Application Errors

The common application errors defined in the Table 5.2.7.2-1 in 3GPP TS 29.500 [4] may also be used for the Nausf\_UEauthentication service. The following application errors listed in Table 6.1.7.3-1 are specific for the Nausf\_UEauthentication service.

Table 6.1.7.3-1: Application errors

Application Error	HTTP status code	Description
SERVING_NETWORK_NOT_AUTHORIZED	403 Forbidden	The serving network is not authorized, e.g. serving PLMN.
AUTHENTICATION_REJECTED	403 Forbidden	The user cannot be authenticated with this authentication method e.g. only SIM data available
INVALID_HN_PUBLIC_KEY_IDENTIFIER	403 Forbidden	Invalid HN public key identifier received
INVALID_SCHEME_OUTPUT	403 Forbidden	SUCI cannot be decrypted with received data
CONTEXT_NOT_FOUND	404 Not Found	The AUSF cannot found the resource corresponding to the URI provided by the NF Service Consumer.
USER_NOT_FOUND	404 Not Found	The user does not exist in the HPLMN
UPSTREAM_SERVER_ERROR	504 Gateway Timeout	No response is received from a remote peer, e.g. from the UDM
NETWORK_FAILURE	504 Gateway Timeout	The request is rejected due to a network problem.
AV_GENERATION_PROBLEM	500 Internal Server Error	The UDM has indicated that it was not able to generate AV.
UNSUPPORTED_PROTECTION_SCHEME	501 Not implemented	The received protection scheme is not supported by HPLMN

## 6.1.8 Security

As indicated in 3GPP TS 33.501 [8], the access to the Nausf\_UEAuthentication Service API may be authorized by means of the OAuth2 protocol (see IETF RFC 6749 [13]), using the "Client Credentials" authorization grant, where the NRF (see 3GPP TS 29.510 [14]) plays the role of the authorization server.

If OAuth2 is used, an NF Service Consumer, prior to consuming service offered by the Nausf\_UEAuthentication Service API, shall obtain a "token" from the authorization server, by invoking the Access Token Request service, as described in 3GPP TS 29.510 [14], clause 5.4.2.2.

**NOTE:** When multiple NRFs are deployed in a network, the NRF used as authorization server is the same NRF that the NF Service Consumer used for discovering the Nausf\_UEAuthentication service.

The Nausf\_UEAuthentication Service API does not define any scopes for OAuth2 authorization as specified in 3GPP TS 33.501 [8]; it defines a single scope consisting on the name of the service (i.e., "nausf-auth"), and it does not define any additional scopes at resource or operation level.

## 6.2 Nausf\_SoRProtection Service API

### 6.2.1 API URI

URIs of this API shall have the following root:

```
{apiRoot}/{apiName}/{apiVersion}/
```

where "apiRoot" is defined in clause 4.4.1 of 3GPP TS 29.501 [5], the "apiName" shall be set to "nausf-sorprotection" and the "apiVersion" shall be set to "v1" for the current version of this specification.

### 6.2.2 Usage of HTTP

#### 6.2.2.1 General

HTTP/2, as defined in IETF RFC 7540 [6], shall be used as specified in clause 5 of 3GPP TS 29.500 [4].

#### 6.2.2.2 HTTP standard headers

##### 6.2.2.2.1 General

The usage of HTTP standard headers is specified in clause 5.2.2 of 3GPP TS 29.500 [4].

##### 6.2.2.2.2 Content type

The following content types shall be supported:

- JSON, as defined in IETF RFC 8259 [7], shall be used as content type of the HTTP bodies specified in the present specification as indicated in clause 5.4 of 3GPP TS 29.500 [4].
- The Problem Details JSON Object (IETF RFC 7807 [11]). The use of the Problem Details JSON object in a HTTP response body shall be signalled by the content type "application/problem+json"

#### 6.2.2.3 HTTP custom headers

##### 6.2.2.3.1 General

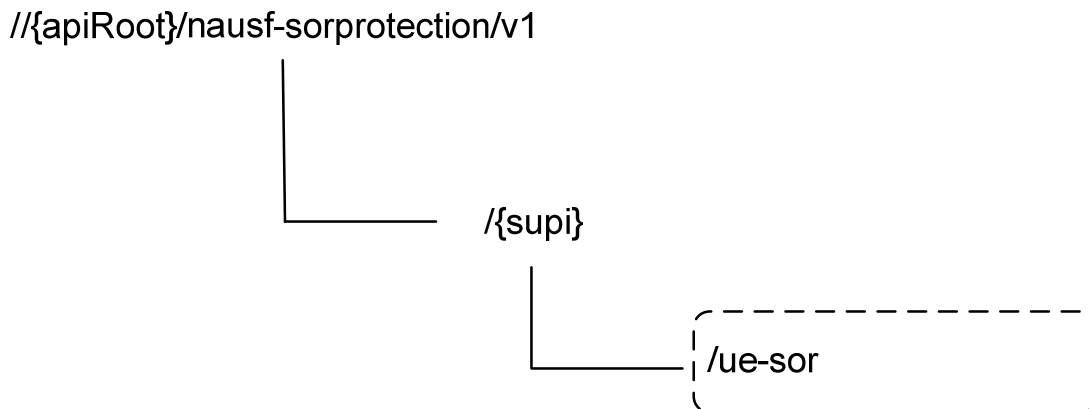
In this version of the API, no specific custom headers are defined for the "Nausf\_SoRProtection" service.

For 3GPP specific HTTP custom headers used across all service based interfaces, see clause 5.2.3 of 3GPP TS 29.500 [4].

## 6.2.3 Resources

### 6.2.3.1 Overview

The structure of the Resource URIs of the SoRProtection service is shown in Figure 6.2.3.1-1



**Figure 6.x.3.1-1: Resource URI structure of the SoRProtection API**

Table 6.2.3.1-1 provides an overview of the resources and applicable HTTP methods.

**Table 6.2.3.1-1: Resources and methods overview**

Resource name	Resource URI	HTTP method or custom operation	Description
ue-sor (Custom operation)	{{apiRoot}}/nausf-sorprotection/v1/{{supi}}/ue-sor/generate-sor-data	generate-sor-data (POST)	Resource for SoR security material computation

6.2.3.2 Resource: ue-sor

6.2.3.2.1 Description

It is the resource to which the custom operation used to generate the SoR security material is associated with.

6.2.3.2.2 Resource Definition

Resource URI: {{apiRoot}}/nausf-sorprotection/v1/supi/ue-sor

This resource shall support the resource URI variables defined in table 6.2.3.2.2-1.

**Table 6.2.3.2.2-1: Resource URI variables for this resource**

Name	Definition
apiRoot	See clause 6.2.1
supi	Represents the Subscription Permanent Identifier (see 3GPP TS 23.501 [2] clause 5.9.2) pattern: '^(\imsi-[0-9]{5,15} nai-.+ .+)\$\$'

6.2.3.2.3 Resource Standard Methods

No Standard Methods are supported for this resource.

## 6.2.3.2.4 Resource Custom Operations

### 6.2.3.2.4.1 Overview

**Table 6.2.3.2.4.1-1: Custom operations**

Custom operation URI	Mapped HTTP method	Description
/generate-sor-data	POST	The AUSF calculates the SoR-MAC-IAUSF and the CounterSoR to protect the Steering Information List provided. It may also calculate the SoR-XMAC-IUE to verify that the UE received the Steering Information List if the indication that an acknowledgement is requested from the UE.

### 6.2.3.2.4.2 Operation: generate-sor-data

#### 6.2.3.2.4.2.1 Description

This custom operation is used by the NF service consumer (e.g. UDM) to request the AUSF to compute the security material (SoR-MAC-IAUSF, CounterSoR and SoR-XMAC-IUE) needed to ensure the protection of the SoR procedure (see 3GPP TS 33.501 [8]).

#### 6.2.3.2.4.2.2 Operation Definition

This method shall support the request data structures specified in table 6.2.3.2.4.2.2-1 and the response data structures and response codes specified in table 6.2.3.2.4.2.2-2.

**Table 6.2.3.2.4.2.2-1: Data structures supported by the POST Request Body on this resource**

Data type	P	Cardinality	Description
SorInfo	M	1	Contains the Steering Information List and may contain the indication that an acknowledgement is requested from the UE (as specified in 3GPP TS 33.501 [8]).

**Table 6.2.3.2.4.2.2-2: Data structures supported by the POST Response Body on this resource**

Data type	P	Cardinality	Response codes	Description
SorSecurityInfo	M	1	200 OK	Upon success, the response body will contain SoR-MAC-IAUSF and CounterSoR and may contain the SoR-XMAC-IUE.
ProblemDetails	M	1	503 Service Unavailable	The "cause" attribute shall be set to one of the following application error: - COUNTER_WRAP See table 6.2.7.3-1 for the description of these errors.
NOTE: The mandatory HTTP error status codes for the POST method listed in Table 5.2.7.1-1 of 3GPP TS 29.500 [4] other than those specified in the table above also apply, with a ProblemDetails data type (see clause 5.2.7 of 3GPP TS 29.500 [4]).				

## 6.2.4 Custom Operations without associated resources

### 6.2.4.1 Overview

There is no Custom Operation in the current version of this API.

## 6.2.5 Notifications

### 6.2.5.1 General

There is no use of notification in the current version of this API.

## 6.2.6 Data Model

### 6.2.6.1 General

This clause specifies the application data model supported by the API.

Table 6.2.6.1-1 specifies the data types defined for the Nausf-SORProtection service based interface protocol.

**Table 6.x.6.1-1: Nausf specific Data Types**

Data type	Clause defined	Description
SorInfo	6.2.6.2.2	Contains the Steering Information
SorSecurityInfo	6.2.6.2.3	Contains the material generated for securing of SoR. It contains at least the SoR-MAC-IAUSF and CounterSoR.
SteeringInfo	6.2.6.2.4	Contains a combination of one PLMN identity and zero or more access technologies.
SorMac	6.2.6.3.2	MAC value for protecting SOR procedure (SoR-MAC-IAUSF and SoR-XMAC-IUE)
Countersor	6.2.6.3.2	CounterSoR
AckInd	6.2.6.3.2	Contains indication whether the acknowledgement from UE is needed
AccessTech	6.2.6.3.3	Access Technology

Table 6.2.6.1-2 specifies data types re-used by the Nausf-SORProtection service based interface protocol from other specifications, including a reference to their respective specifications and when needed, a short description of their use within the Nausf service based interface.

**Table 6.2.6.1-2: Nausf re-used Data Types**

Data type	Reference	Comments
PlmnId	3GPP TS 29.571 [10]	PLMN ID

### 6.2.6.2 Structured data types

#### 6.2.6.2.1 Introduction

The following clauses define the structures to be used in resource representations.

## 6.2.6.2.2 Type: SorInfo

Table 6.2.6.2.2-1: Definition of type SorInfo

Attribute name	Data type	P	Cardinality	Description
ackInd	AckInd	M	1	Contains the indication whether the acknowledgement from UE is needed.
steeringContainer	SteeringContainer	C	1	When present, this information contains the information needed to update the "Operator Controlled PLMN Selector with Access Technology" list stored in the USIM. It may contain an array of preferred PLMN/AccessTechnologies combinations in priority order. The first entry in the array indicates the highest priority and the last entry indicates the lowest. Or it may contain a secured packet. If no change of the "Operator Controlled PLMN Selector with Access Technology" list stored in the USIM is needed then this attribute shall be absent.

## 6.2.6.2.3 Type: SorSecurityInfo

Table 6.2.6.2.3-1: Definition of type SorSecurityInfo

Attribute name	Data type	P	Cardinality	Description
sorMaclausf	SorMac	M	1	Contains the SoR-MAC-IAUSF.
countersor	CounterSor	M	1	Contains the Counter <sub>SoR</sub> .
sorXmaclue	SorMac	O	0..1	When present, contains the SoR-XMAC-I <sub>UE</sub> . It shall be included, if the UDM requests the acknowledgement from the UE.

## 6.2.6.2.4 Type: SteeringInfo

Table 6.2.6.2.4-1: Definition of type SteeringInfo

Attribute name	Data type	P	Cardinality	Description
plmnlid	Plmnlid	M	1	Contains a preferred PLMN identity.
accessTechList	Array(AccessTech)	C	1..N	When present it contains the 31 referred access technologies as listed in clause 4.2.5 of 3GPP TS 31.102 [15]. If absent it means that all access technologies are equivalently preferred in this PLMN.

## 6.2.6.2.5 Type: SteeringContainer

Table 6.2.6.2.5.-1: Definition of type SteeringContainer as a list of alternatives

Data type	Cardinality	Description
array(SteeringInfo)	1..N	List of PLMN/AccessTechnologies combinations.
SecuredPacket	1	A secured packet containing one or more APDUs commands dedicated to Remote File Management.



### 6.2.6.3 Simple data types and enumerations

#### 6.2.6.3.1 Introduction

This clause defines simple data types and enumerations that can be referenced from data structures defined in the previous clauses.

#### 6.2.6.3.2 Simple data types

**Table 6.2.6.3.2-1: Simple data types**

Type Name	Type Definition	Description
SorMac	string	pattern: "[A-Fa-f0-9]{32}\$"
CounterSor	string	pattern: "[A-Fa-f0-9]{4}\$"
AckInd	boolean	true indicates that the SoR-XMAC-IUE shall be computed and returned in the response
SecuredPacket	string	Contains a secure packet as specified in 3GPP TS 24.501 [20]. It is encoded using base64 and represented as a String.

#### 6.2.6.3.3 Enumeration: AccessTech

**Table 6.2.6.3.3-1: Enumeration AccessTech**

Enumeration value	Description
"NR"	
"EUTRAN_IN_WBS1_MODE_AND_NBS1_MODE"	
"EUTRAN_IN_NBS1_MODE_ONLY"	
"EUTRAN_IN_WBS1_MODE_ONLY"	
"UTRAN"	
"GSM_AND_ECGSM_IoT"	
"GSM_WITHOUT_ECGSM_IoT"	
"ECGSM_IoT_ONLY"	
"CDMA_1xRTT"	
"CDMA_HRPD"	
"GSM_COMPACT"	

### 6.2.7 Error Handling

#### 6.2.7.1 General

HTTP error handling shall be supported as specified in clause 5.2.4 of 3GPP TS 29.500 [4].

#### 6.2.7.2 Protocol Errors

Protocol Error Handling shall be supported as specified in clause 5.2.7.2 of 3GPP TS 29.500 [4].

#### 6.2.7.3 Application Errors

The common application errors defined in the Table 5.2.7.2-1 in 3GPP TS 29.500 [4] may also be used for the Nausf\_SoRProtection service. The following application errors listed in Table 6.7.3-1 are specific for the Nausf\_SoRProtection service.

Table 6.2.7.3-1: Application errors

Application Error	HTTP status code	Description
COUNTER_WRAP	503 Service Unavailable	The Counter <sub>SoR</sub> associated with the KAUSF of the UE is about to wrap around. The AUSF suspends the SoR protection service for the UE until a new KAUSF is generated.

## 6.2.8 Security

As indicated in 3GPP TS 33.501 [8], the access to the Nausf\_SoRProtection API may be authorized by means of the OAuth2 protocol (see IETF RFC 6749 [13]), using the "Client Credentials" authorization grant, where the NRF (see 3GPP TS 29.510 [14]) plays the role of the authorization server.

If OAuth2 is used, an NF Service Consumer, prior to consuming services offered by the Nausf\_SoRProtection API, shall obtain a "token" from the authorization server, by invoking the Access Token Request service, as described in 3GPP TS 29.510 [14], clause 5.4.2.2.

NOTE: When multiple NRFs are deployed in a network, the NRF used as authorization server is the same NRF that the NF Service Consumer used for discovering the Nausf\_SoRProtection service.

The Nausf\_SoRProtection Service API does not define any scopes for OAuth2 authorization as specified in 3GPP TS 33.501 [8]; it defines a single scope consisting on the name of the service (i.e., "nausf-sorprotection"), and it does not define any additional scopes at resource or operation level.

## 6.3 Nausf\_UPUProtection Service API

### 6.3.1 API URI

URIs of this API shall have the following root:

```
{apiRoot}/{apiName}/{apiVersion}/
```

where "apiRoot" is defined in clause 4.4.1 of 3GPP TS 29.501 [5], the "apiName" shall be set to "nausf-upuprotection" and the "apiVersion" shall be set to "v1" for the current version of this specification.

### 6.3.2 Usage of HTTP

#### 6.3.2.1 General

HTTP/2, as defined in IETF RFC 7540 [6], shall be used as specified in clause 5 of 3GPP TS 29.500 [4].

#### 6.3.2.2 HTTP standard headers

##### 6.3.2.2.1 General

The usage of HTTP standard headers is specified in clause 5.2.2 of 3GPP TS 29.500 [4].

##### 6.3.2.2.2 Content type

The following content types shall be supported:

- JSON, as defined in IETF RFC 8259 [7], shall be used as content type of the HTTP bodies specified in the present specification as indicated in clause 5.4 of 3GPP TS 29.500 [4].

- The Problem Details JSON Object (IETF RFC 7807 [11]). The use of the Problem Details JSON object in a HTTP response body shall be signalled by the content type "application/problem+json"

### 6.3.2.3 HTTP custom headers

#### 6.3.2.3.1 General

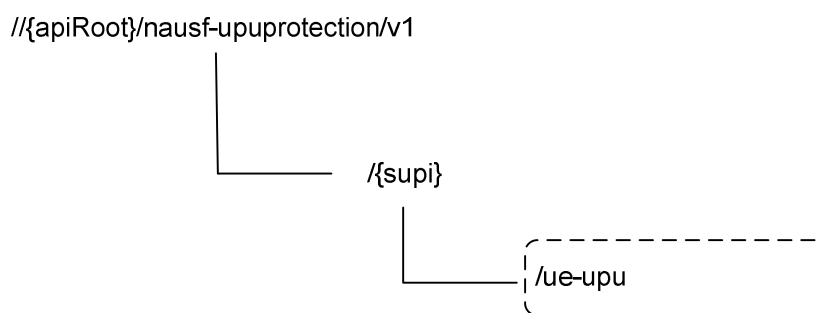
In this version of the API, no specific custom headers are defined for the "Nausf\_UPUProtection" service.

For 3GPP specific HTTP custom headers used across all service based interfaces, see clause 5.2.3 of 3GPP TS 29.500 [4].

## 6.3.3 Resources

### 6.3.3.1 Overview

The structure of the Resource URIs of the UPUProtection service is shown in Figure 6.3.3.1-1



**Figure 6.3.3.1-1: Resource URI structure of the UPUProtection API**

Table 6.3.3.1-1 provides an overview of the resources and applicable HTTP methods.

**Table 6.3.3.1-1: Resources and methods overview**

Resource name	Resource URI	HTTP method or custom operation	Description
ue-upu (Custom operation)	{apiRoot}/nausf-upuprotection/v1/{supi}/ue-upu/generate-upu-data	generate-upu-data (POST)	Resource for UPU security material computation

### 6.3.3.2 Resource: ue-upu

#### 6.3.3.2.1 Description

It is the resource to which the custom operation used to generate the UPU security material is associated with.

#### 6.3.3.2.2 Resource Definition

Resource URI: {apiRoot}/nausf-upuprotection/v1/supi/ue-upu

This resource shall support the resource URI variables defined in table 6.3.3.2.2-1.

**Table 6.3.3.2.2-1: Resource URI variables for this resource**

Name	Definition
apiRoot	See clause 6.3.1
supi	Represents the Subscription Permanent Identifier (see 3GPP TS 23.501 [2] clause 5.9.2) pattern: '^(\imsi-[0-9]{5,15} nai-.+ .+)\$\$'

### 6.3.3.2.3 Resource Standard Methods

No Standard Methods are supported for this resource.

### 6.3.3.2.4 Resource Custom Operations

#### 6.3.3.2.4.1 Overview

**Table 6.3.3.2.4.1-1: Custom operations**

Custom operation URI	Mapped HTTP method	Description
/generate-upu-data	POST	The AUSF calculates the UPU-MAC-I <sub>AUSF</sub> and the Counter <sub>UPU</sub> to protect the UE Parameters Update Data provided. It may also calculate the UPU-XMAC-I <sub>UE</sub> to verify that the UE received the UE Parameters Update Data if the indication that an acknowledgement is requested from the UE is provided.

#### 6.3.3.2.4.2 Operation: generate-upu-data

##### 6.3.3.2.4.2.1 Description

This custom operation is used by the NF service consumer (e.g. UDM) to request the AUSF to compute the security material (UPU-MAC-I<sub>AUSF</sub>, Counter<sub>UPU</sub> and UPU-XMAC-I<sub>UE</sub>) needed to ensure the protection of the UPU procedure (see 3GPP TS 33.501 [8]).

##### 6.3.3.2.4.2.2 Operation Definition

This method shall support the request data structures specified in table 6.3.3.2.4.2.2-1 and the response data structures and response codes specified in table 6.3.3.2.4.2.2-2.

**Table 6.3.3.2.4.2.2-1: Data structures supported by the POST Request Body on this resource**

Data type	P	Cardinality	Description
UpuInfo	M	1	Contains the UE Parameters Update Data and may contain the indication that an acknowledgement is requested from the UE (as specified in 3GPP TS 33.501 [8]).

**Table 6.3.3.2.4.2.2-2: Data structures supported by the POST Response Body on this resource**

Data type	P	Cardinality	Response codes	Description
UpuSecurityInfo	M	1	200 OK	Upon success, the response body will contain UPU-MAC-I <sub>AUSF</sub> and Counter <sub>UPU</sub> and may contain the UPU-XMAC-I <sub>UE</sub> .
ProblemDetails	M	1	503 Service Unavailable	The "cause" attribute shall be set to one of the following application error: - COUNTER_WRAP See table 6.3.7.3-1 for the description of these errors.

## 6.3.4 Custom Operations without associated resources

### 6.3.4.1 Overview

There is no Custom Operation in the current version of this API.

## 6.3.5 Notifications

### 6.3.5.1 General

There is no use of notification in the current version of this API.

## 6.3.6 Data Model

### 6.3.6.1 General

This clause specifies the application data model supported by the API.

Table 6.3.6.1-1 specifies the data types defined for the Nausf-UPUProtection service based interface protocol.

**Table 6.3.6.1-1: Nausf specific Data Types**

Data type	Clause defined	Description
UpuInfo	6.3.6.2.2	Contains the UE parameters update Information
UpuSecurityInfo	6.3.6.2.3	Contains the material generated for securing of UPU. It contains at least the UPU-MAC-I <sub>AUSF</sub> and Counter <sub>UPU</sub> .
UpuData	6.3.6.2.4	Contains UE parameters update data set (e.g., the updated Routing ID Data or the Default configured NSSAI).
UpuMac	6.3.6.3.2	MAC value for protecting UPU procedure (UPU-MAC-I <sub>AUSF</sub> and UPU-MAC-I <sub>UE</sub> )
CounterUpu	6.3.6.3.2	Counter <sub>UPU</sub>
UpudAckInd	6.3.6.3.2	Contains the indication of whether the acknowledgement from UE is needed
UpuHeader	6.3.6.3.2	Contains the "UPU Header" IE as specified in clause 9.11.3.53A of 3GPP TS 24.501 [20] (octet 4),

Table 6.3.6.1-2 specifies data types re-used by the Nausf-UPUProtection service based interface protocol from other specifications, including a reference to their respective specifications and when needed, a short description of their use within the Nausf service based interface.

**Table 6.3.6.1-2: Nausf re-used Data Types**

Data type	Reference	Comments
Snsai	3GPP TS 29.571 [10]	Default configured NSSAI

### 6.3.6.2 Structured data types

#### 6.3.6.2.1 Introduction

The following clauses define the structures to be used in resource representations.

## 6.3.6.2.2 Type: UpuInfo

Table 6.3.6.2.2-1: Definition of type UpuInfo

Attribute name	Data type	P	Cardinality	Description
upuDataList	array(UpuData)	M	1..N	This information defines the UE Parameters Update (UPU). A secured packed with the Routing indicator update data and/or the Default configured NSSAI update data are included. See clause 6.3.6.2.4.
upuHeader	UpuHeader	O	0..1	This attribute contains UPU Header encoded as defined in clause 6.3.6.3.2.
upuAckInd	UpuAckInd	M	1	Contains the indication of whether the acknowledgement from UE is needed.

## 6.3.6.2.3 Type: UpuSecurityInfo

Table 6.3.6.2.3-1: Definition of type UpuSecurityInfo

Attribute name	Data type	P	Cardinality	Description
upuMaclausf	UpuMac	M	1	Contains the UPU-MAC-I <sub>AUSF</sub> .
counterUpu	CounterUpu	M	1	Contains the Counter <sub>UPU</sub> .
upuXmaclue	UpuMac	O	0..1	When present, contains the UPU-XMAC-I <sub>UE</sub> . It shall be included, if the UDM requests the acknowledgement from the UE.

## 6.3.6.2.4 Type: UpuData

Table 6.3.6.2.4-1: Definition of type UpuData

Attribute name	Data type	P	Cardinality	Description
secPacket	SecuredPacket	C	0..1	Presents if the Routing indicator update data is required to be updated, and contains a secured packet with the Routing indicator to be updated.
defaultConfNssai	array(Snssai)	C	0..N	Presents if the Default configured NSSAI is required to be updated, and contains the Default configured NSSAI to be updated.

## 6.3.6.3 Simple data types and enumerations

## 6.3.6.3.1 Introduction

This clause defines simple data types and enumerations that can be referenced from data structures defined in the previous clauses.

## 6.3.6.3.2 Simple data types

Table 6.3.6.3.2-1: Simple data types

Type Name	Type Definition	Description
UpuMac	string	pattern: "[A-Fa-f0-9]{32}\$"
CounterUpu	string	pattern: "[A-Fa-f0-9]{4}\$"
UpuAckInd	boolean	true indicates that the UPU-XMAC-I <sub>UE</sub> shall be computed and returned in the response
UpuHeader	string	It contains the "UPU Header" IE as specified in clause 9.11.3.53A of 3GPP TS 24.501 [20] (octet 4), encoded as 2 hexadecimal characters. pattern: "[A-Fa-f0-9]{2}\$"

### 6.3.6.3.3 Enumeration: UpuDataType

**Table 6.3.6.3.3-1: Enumeration UpuDataType**

Enumeration value	Description
"ROUT_INDICATOR"	Routing indicator update data
"DEFAULT_CONF_NSSAI"	Default configured NSSAI update data

## 6.3.7 Error Handling

### 6.3.7.1 General

HTTP error handling shall be supported as specified in clause 5.2.4 of 3GPP TS 29.500 [4].

### 6.3.7.2 Protocol Errors

Protocol Error Handling shall be supported as specified in clause 5.2.7.2 of 3GPP TS 29.500 [4].

### 6.3.7.3 Application Errors

The common application errors defined in the Table 5.2.7.2-1 in 3GPP TS 29.500 [4] may also be used for the Nausf\_UPUProtection service. The following application errors listed in Table 6.3.7.3-1 are specific for the Nausf\_UPUProtection service.

**Table 6.3.7.3-1: Application errors**

Application Error	HTTP status code	Description
COUNTER_WRAP	503 Service Unavailable	The Counter <sub>UPU</sub> associated with the K <sub>AUSF</sub> of the UE is about to wrap around. The AUSF suspends the UPU protection service for the UE until a new K <sub>AUSF</sub> is generated.

## 6.3.8 Security

As indicated in 3GPP TS 33.501 [8], the access to the Nausf\_UPUProtection API may be authorized by means of the OAuth2 protocol (see IETF RFC 6749 [13]), using the "Client Credentials" authorization grant, where the NRF (see 3GPP TS 29.510 [14]) plays the role of the authorization server.

If OAuth2 is used, an NF Service Consumer, prior to consuming services offered by the Nausf\_UPUProtection API, shall obtain a "token" from the authorization server, by invoking the Access Token Request service, as described in 3GPP TS 29.510 [14], clause 5.4.2.2.

**NOTE:** When multiple NRFs are deployed in a network, the NRF used as authorization server is the same NRF that the NF Service Consumer used for discovering the Nausf\_UPUProtection service.

The Nausf\_UPUProtection Service API does not define any scopes for OAuth2 authorization as specified in 3GPP TS 33.501 [8]; it defines a single scope consisting on the name of the service (i.e., "nausf-upuprotection"), and it does not define any additional scopes at resource or operation level.

# Annex A (normative): OpenAPI specification

## A.1 General

This Annex specifies the formal definition of the Nausf Service API(s). It consists of OpenAPI 3.0.0 specifications in YAML format.

NOTE 1: OpenAPI 3.0 does not support description of API using HATEOAS. Indeed, only relative paths can be used and as a consequence the URI provided in the "href" cannot be reused as it is.

This Annex takes precedence when being discrepant to other parts of the specification with respect to the encoding of information elements and methods within the API(s).

NOTE 2: The semantics and procedures, as well as conditions, e.g. for the applicability and allowed combinations of attributes or values, not expressed in the OpenAPI definitions but defined in other parts of the specification also apply.

Informative copies of the OpenAPI specification files contained in this 3GPP Technical Specification are available on the public 3GPP file server in the following locations (see clause 5B of the 3GPP TR 21.900 [21] for further information):

- <https://www.3gpp.org/ftp/Specs/archive/OpenAPI/<Release>/>, and
- <https://www.3gpp.org/ftp/Specs/<Plenary>/<Release>/OpenAPI/>.

NOTE 3: To fetch the OpenAPI specification file after CT#83 plenary meeting for Release 15 in the above links <Plenary> must be replaced with the date the CT Plenary occurs, in the form of year-month (yyyy-mm), e.g. for CT#83 meeting <Plenary> must be replaced with value "2019-03" and <Release> must be replaced with value "Rel-15".

## A.2 Nausf\_UEAuthentication API

```
openapi: 3.0.0
info:
  version: 1.0.3
  title: AUSF API
  description: |
    AUSF UE Authentication Service.
    © 2019, 3GPP Organizational Partners (ARIB, ATIS, CCSA, ETSI, TSDSI, TTA, TTC).
    All rights reserved.

servers:
  - url: '{apiRoot}/nausf-auth/v1'
    variables:
      apiRoot:
        default: https://example.com
        description: apiRoot as defined in clause 4.4 of 3GPP TS 29.501.

security:
  - {}
  - oAuth2ClientCredentials:
    - nausf-auth

paths:
  /ue-authentications:
    post:
      requestBody:
        content:
          application/json:
            schema:
              $ref: '#/components/schemas/AuthenticationInfo'
            required: true
      responses:
        '201':
          description: UEAuthenticationCtx
```



```

    content:
      application/3gppHal+json:
        schema:
          $ref: '#/components/schemas/UEAuthenticationCtx'
    headers:
      Location:
        description: 'Contains the URI of the newly created resource according to the
structure: {apiRoot}/nausf-auth/v1/ue-authentications/{authCtxId}'
        required: true
        schema:
          type: string

'400':
  description: Bad Request from the AMF
  content:
    application/problem+json:
      schema:
        $ref: 'TS29571_CommonData.yaml#/components/schemas/ProblemDetails'
'403':
  description: Forbidden due to serving network not authorized
  content:
    application/problem+json:
      schema:
        $ref: 'TS29571_CommonData.yaml#/components/schemas/ProblemDetails'
'404':
  description: User does not exist in the HPLMN
  content:
    application/problem+json:
      schema:
        $ref: 'TS29571_CommonData.yaml#/components/schemas/ProblemDetails'
'500':
  description: Internal Server Error
  content:
    application/problem+json:
      schema:
        $ref: 'TS29571_CommonData.yaml#/components/schemas/ProblemDetails'
'501':
  description: Received protection scheme is not supported by HPLMN
  content:
    application/problem+json:
      schema:
        $ref: 'TS29571_CommonData.yaml#/components/schemas/ProblemDetails'
/ue-authentications/{authCtxId}/5g-aka-confirmation:
  put:
    parameters:
      - name: authCtxId
        in: path
        required: true
        schema:
          type: string
    requestBody:
      content:
        application/json:
          schema:
            $ref: '#/components/schemas/ConfirmationData'
    responses:
      '200':
        description: Request processed (EAP success or Failure)
        content:
          application/json:
            schema:
              $ref: '#/components/schemas/ConfirmationDataResponse'
      '400':
        description: Bad Request
        content:
          application/problem+json:
            schema:
              $ref: 'TS29571_CommonData.yaml#/components/schemas/ProblemDetails'
      '500':
        description: Internal Server Error
        content:
          application/problem+json:
            schema:
              $ref: 'TS29571_CommonData.yaml#/components/schemas/ProblemDetails'
/ue-authentications/{authCtxId}/eap-session:
  post:
    operationId: EapAuthMethod

```

```

parameters:
  - name: authCtxId
    in: path
    required: true
    schema:
      type: string
requestBody:
  content:
    application/json:
      schema:
        $ref: '#/components/schemas/EapSession'
responses:
  '200':
    description: Use to handle or close the EAP session
    content:
      application/json:
        schema:
          $ref: '#/components/schemas/EapSession'

      application/3gppHal+json:
        schema:
          type: object
          properties:
            eapPayload:
              $ref: '#/components/schemas/EapPayload'
            _links:
              type: object
              description: 'URI : /{eapSessionUri}'
              additionalProperties:
                $ref: 'TS29571_CommonData.yaml#/components/schemas/LinksValueSchema'
              minProperties: 1
          required:
            - eapPayload
            - _links
  '400':
    description: Bad Request
    content:
      application/problem+json:
        schema:
          $ref: 'TS29571_CommonData.yaml#/components/schemas/ProblemDetails'
  '500':
    description: Internal Server Error
    content:
      application/problem+json:
        schema:
          $ref: 'TS29571_CommonData.yaml#/components/schemas/ProblemDetails'
components:
  securitySchemes:
    oAuth2ClientCredentials:
      type: oauth2
      flows:
        clientCredentials:
          tokenUrl: '{nrfApiRoot}/oauth2/token'
          scopes:
            nausf-auth: Access to Nausf_UEAuthentication API
schemas:
  AuthenticationInfo:
    type: object
    properties:
      supiOrSuci:
        $ref: 'TS29503_Nudm_UEAU.yaml#/components/schemas/SupiOrSuci'
      servingNetworkName:
        $ref: 'TS29503_Nudm_UEAU.yaml#/components/schemas/ServingNetworkName'
      resynchronizationInfo:
        $ref: 'TS29503_Nudm_UEAU.yaml#/components/schemas/ResynchronizationInfo'
      pei:
        $ref: 'TS29571_CommonData.yaml#/components/schemas/Pei'
      traceData:
        $ref: 'TS29571_CommonData.yaml#/components/schemas/TraceData'
    required:
      - supiOrSuci
      - servingNetworkName
  UEAuthenticationCtx:
    type: object
    properties:
      authType:
        $ref: '#/components/schemas/AuthType'
      5gAuthData:

```

```

    oneOf:
      - $ref: '#/components/schemas/Av5gAka'
      - $ref: '#/components/schemas/EapPayload'
  _links:
    type: object
    additionalProperties:
      $ref: 'TS29571_CommonData.yaml#/components/schemas/LinksValueSchema'
  servingNetworkName:
    $ref: 'TS29503_Nudm_UEAU.yaml#/components/schemas/ServingNetworkName'
  required:
    - authType
    - 5gAuthData
    - _links

Av5gAka:
  type: object
  required:
    - rand
    - hxresStar
    - autn
  properties:
    rand:
      $ref: 'TS29503_Nudm_UEAU.yaml#/components/schemas/Rand'
    hxresStar:
      $ref: '#/components/schemas/HxresStar'
    autn:
      $ref: 'TS29503_Nudm_UEAU.yaml#/components/schemas/Autn'
ConfirmationData:
  type: object
  required:
    - resStar
  properties:
    resStar:
      $ref: '#/components/schemas/ResStar'
ConfirmationDataResponse:
  type: object
  properties:
    authResult:
      $ref: '#/components/schemas/AuthResult'
    supi:
      $ref: 'TS29571_CommonData.yaml#/components/schemas/Supi'
    kseaf:
      $ref: '#/components/schemas/Kseaf'

  required:
    - authResult
EapSession:
  type: object
  properties:
    eapPayload:
      $ref: '#/components/schemas/EapPayload'
    kSeaf:
      $ref: '#/components/schemas/Kseaf'
    _links:
      type: object
      additionalProperties:
        $ref: 'TS29571_CommonData.yaml#/components/schemas/LinksValueSchema'
    authResult:
      $ref: '#/components/schemas/AuthResult'
    supi:
      $ref: 'TS29571_CommonData.yaml#/components/schemas/Supi'
  required:
    - eapPayload

AuthResult:
  type: string
  enum:
    - AUTHENTICATION_SUCCESS
    - AUTHENTICATION_FAILURE
    - AUTHENTICATION_ONGOING
EapPayload:
  type: string
  format: base64
  description: contains an EAP packet
Kseaf:
  type: string
  pattern: '[A-Fa-f0-9]{64}'
ResStar:

```

```

    type: string
    pattern: '[A-Za-f0-9]{32}'
    nullable: true
  HxresStar:
    type: string
    pattern: "[A-Za-f0-9]{32}"
  AuthType:
    anyOf:
      - type: string
        enum:
          - 5G_AKA
          - EAP_AKA_PRIME
          - EAP_TLS
      - type: string
externalDocs:
  description: 3GPP TS 29.509 V15.5.0; 5G System; 3GPP TS Authentication Server services.
  url: http://www.3gpp.org/ftp/Specs/archive/29_series/29.509

```

---

## A.3 Nausf\_SoRProtection API

```

openapi: 3.0.0
info:
  version: 1.0.2
  title: Nausf_SoRProtection Service
  description: |
    AUSF SoR Protection Service.
    © 2019, 3GPP Organizational Partners (ARIB, ATIS, CCSA, ETSI, TSDSI, TTA, TTC).
    All rights reserved.

servers:
  - url: '{apiRoot}/nausf-sorprotection/v1'
    variables:
      apiRoot:
        default: https://example.com
        description: apiRoot as defined in clause 4.4 of 3GPP TS 29.501

security:
  - {}
  - oAuth2ClientCredentials:
      - nausf-sorprotection

paths:
  /{supi}/ue-sor:
    post:
      parameters:
        - name: supi
          in: path
          description: Identifier of the UE
          required: true
          schema:
            $ref: 'TS29571_CommonData.yaml#/components/schemas/Supi'
      requestBody:
        content:
          application/json:
            schema:
              $ref: '#/components/schemas/SorInfo'
            required: true
      responses:
        '200':
          description: SorSecurityInfo
          content:
            application/json:
              schema:
                $ref: '#/components/schemas/SorSecurityInfo'
        '503':
          description: Service Unavailable
          content:
            application/problem+json:
              schema:
                $ref: 'TS29571_CommonData.yaml#/components/schemas/ProblemDetails'

components:
  securitySchemes:
    oAuth2ClientCredentials:
      type: oauth2
      flows:
        clientCredentials:

```

```

    tokenUrl: '{nrfApiRoot}/oauth2/token'
    scopes:
      nausf-sorprotection: Access to the Nausf_SoRProtection API
schemas:
  SorInfo:
    type: object
    properties:
      steeringContainer:
        $ref: '#/components/schemas/SteeringContainer'
      ackInd:
        $ref: '#/components/schemas/AckInd'
    required:
      - ackInd
  SorSecurityInfo:
    type: object
    properties:
      sorMacIausf:
        $ref: '#/components/schemas/SorMac'
      counterSor:
        $ref: '#/components/schemas/CounterSor'
      sorXmacIue:
        $ref: '#/components/schemas/SorMac'
    required:
      - sorMacIausf
      - counterSor
  SteeringContainer:
    oneOf:
      - type: array
        items:
          $ref: 'TS29509_Nausf_SoRProtection.yaml#/components/schemas/SteeringInfo'
        minItems: 1
      - $ref: '#/components/schemas/SecuredPacket'
  SteeringInfo:
    type: object
    properties:
      plmnId:
        $ref: 'TS29571_CommonData.yaml#/components/schemas/PlmnId'
      accessTechList:
        type: array
        items:
          $ref: '#/components/schemas/AccessTech'
        minItems: 1
    required:
      - plmnId
  SorMac:
    type: string
    pattern: '^[A-Fa-f0-9]{32}$'
  CounterSor:
    type: string
    pattern: '^[A-Fa-f0-9]{4}$'
  AckInd:
    type: boolean
  SecuredPacket:
    type: string
    format: base64
  AccessTech:
    anyOf:
      - type: string
        enum:
          - NR
          - EUTRAN_IN_WBS1_MODE_AND_NBS1_MODE
          - EUTRAN_IN_NBS1_MODE_ONLY
          - EUTRAN_IN_WBS1_MODE_ONLY
          - UTRAN
          - GSM_AND_ECGSM_IoT
          - GSM_WITHOUT_ECGSM_IoT
          - ECGSM_IoT_ONLY
          - CDMA_1xRTT
          - CDMA_HRPD
          - GSM_COMPACT
      - type: string
externalDocs:
  description: 3GPP TS 29.509 V15.4.0; 5G System; Authentication Server Services
  url: 'http://www.3gpp.org/ftp/Specs/archive/29_series/29.509'

```

## A.4 Nausf\_UPUProtection API

```

openapi: 3.0.0

info:
  version: 1.0.2
  title: Nausf_UPUProtection Service
  description: |
    AUSF UPU Protection Service.
    © 2021, 3GPP Organizational Partners (ARIB, ATIS, CCSA, ETSI, TSDSI, TTA, TTC).
    All rights reserved.

servers:
  - url: '{apiRoot}/nausf-upuprotection/v1'
    variables:
      apiRoot:
        default: https://example.com
        description: apiRoot as defined in clause 4.4 of 3GPP TS 29.501

security:
  - {}
  - oAuth2ClientCredentials:
      - nausf-upuprotection

paths:
  /{supi}/ue-upu:
    post:
      parameters:
        - name: supi
          in: path
          description: Identifier of the UE
          required: true
          schema:
            $ref: 'TS29571_CommonData.yaml#/components/schemas/Supi'
      requestBody:
        content:
          application/json:
            schema:
              $ref: '#/components/schemas/UpuInfo'
            required: true
      responses:
        '200':
          description: UpuSecurityInfo
          content:
            application/json:
              schema:
                $ref: '#/components/schemas/UpuSecurityInfo'
        '503':
          description: Service Unavailable
          content:
            application/problem+json:
              schema:
                $ref: 'TS29571_CommonData.yaml#/components/schemas/ProblemDetails'

components:
  securitySchemes:
    oAuth2ClientCredentials:
      type: oauth2
      flows:
        clientCredentials:
          tokenUrl: '{nrfApiRoot}/oauth2/token'
          scopes:
            nausf-upuprotection: Access to the Nausf_UPUProtection API

schemas:
  UpuInfo:
    type: object
    properties:
      upuDataList:
        type: array
        items:
          $ref: '#/components/schemas/UpuData'
        minItems: 1
      upuHeader:
        $ref: '#/components/schemas/UpuHeader'
      upuAckInd:
        $ref: '#/components/schemas/UpuAckInd'
    required:
      - upuDataList

```

```
- upuAckInd

UpuSecurityInfo:
  type: object
  properties:
    upuMacIausf:
      $ref: '#/components/schemas/UpuMac'
    counterUpu:
      $ref: '#/components/schemas/CounterUpu'
    upuXmacIue:
      $ref: '#/components/schemas/UpuMac'
  required:
    - upuMacIausf
    - counterUpu

UpuData:
  type: object
  properties:
    secPacket:
      $ref: 'TS29509_Nausf_SoRProtection.yaml#/components/schemas/SecuredPacket'
    defaultConfNssai:
      type: array
      items:
        $ref: 'TS29571_CommonData.yaml#/components/schemas/Snssai'
      minItems: 1
  oneOf:
    - required: [secPacket]
    - required: [defaultConfNssai]

UpuMac:
  type: string
  pattern: '^[A-Fa-f0-9]{32}$'

CounterUpu:
  type: string
  pattern: '^[A-Fa-f0-9]{4}$'

UpuAckInd:
  type: boolean

UpuHeader:
  type: string
  pattern: '^[A-Fa-f0-9]{2}$'

externalDocs:
  description: 3GPP TS 29.509 V15.7.0; 5G System; Authentication Server Services
  url: 'http://www.3gpp.org/ftp/Specs/archive/29_series/29.509'
```

# Annex B (Informative): Use of EAP-TLS

## B.1 General

The Annex B of 3GPP TS 33.501 [8] describes the use of EAP-TLS as an alternative authentication method in the case of private network. This annex describes corresponding stage 3.

## B.2 EAP method: EAP-TLS

EAP-TLS as defined in IETF RFC 5216 [16] is the EAP method used in this procedure. This procedure is described in Annex B.2.1 of 3GPP TS 33.501 [8].



- 1 The NF Service Consumer (AMF) shall send a POST request to the AUSF. The payload of the body shall contain at least the UE Id and Serving Network Name.
- 2a. On success, "201 Created" shall be returned. The payload body shall contain the representation of the resource generated and the "Location" header shall contain the URI of the generated resource (e.g. `.../v1/ue_authentications/{authCtxId}/eap-session`). The AUSF generates a sub-resource "eap-session". The AUSF shall provide a hypermedia link towards this sub-resource in the payload to indicate to the AMF where it shall send a POST containing the EAP packet response. The body payload shall also contain the EAP packet EAP-Request/EAP-Type=EAP-TLS (TLS Start)



- 2b. On failure, one of the HTTP status code listed in table 6.1.7.3-1 shall be returned with the message body containing a ProblemDetails structure with the "cause" attribute set to one of the application error listed in Table 6.1.7.3-1. In particular, if the serving network is not authorized, the AUSF shall use the "Cause" SERVING\_NETWORK\_NOT\_AUTHORIZED.
3. Based on the relation type, the NF Service Consumer (AMF) shall send a POST request including the EAP-Response/EAP-Type=EAP-TLS (TLS client\_hello) received from the UE. The POST request is sent to the URI provided by the AUSF or derived by the NF Service Consumer (AMF).
- 4a. On success, the AUSF shall reply with a "200 OK" HTTP message containing the EAP Request as described in Annex B.2.1 of 3GPP TS 33.501 [8] and a hypermedia link towards the sub-resource "eap-session".
- 4b. On failure, one of the HTTP status code listed in table 6.1.7.3-1 shall be returned with the message body containing a ProblemDetails structure with the "cause" attribute set to one of the application error listed in Table 6.1.7.3-1.
5. The NF Service Consumer (AMF) shall send a POST request including the EAP Response received from the UE. The POST request is sent to the URI provided by the AUSF or derived by the NF Service Consumer (AMF).
- 6a. On success, the AUSF shall reply with a "200 OK" HTTP message containing the EAP Request as described in Annex B.2.1 of 3GPP TS 33.501 [8] and a hypermedia link towards the sub-resource "eap-session".
- 6b. On failure, one of the HTTP status code listed in table 6.1.7.3-1 shall be returned with the message body containing a ProblemDetails structure with the "cause" attribute set to one of the application error listed in Table 6.1.7.3-1.
7. The NF Service Consumer (AMF) shall send a POST request including the EAP Response received from the UE. The POST request is sent to the URI provided by the AUSF or derived by the NF Service Consumer (AMF).
- 8a. If the EAP authentication exchange is successfully completed (with or without the optional Notification Request/Response messages exchange), "200 OK" shall be returned to the NF Service Consumer (AMF). The payload shall contain the result of the authentication, an EAP success/failure and the Kseaf if the authentication is successful.
- 8b. On failure, one of the HTTP status code listed in table 6.1.7.3-1 shall be returned with the message body containing a ProblemDetails structure with the "cause" attribute set to one of the application error listed in Table 6.1.7.3-1.

---

## Annex C (informative): Withdrawn API versions

### C.1 General

This Annex lists withdrawn API versions of the APIs defined in the present specification. 3GPP TS 29.501 [5] clause 4.3.1.6 describes the withdrawal of API versions.

---

### C.2 Nausf\_SoRProtection API

The API versions listed in table C.2-1 are withdrawn for the Nausf\_SoRProtection API.

**Table C.2-1: Withdrawn API versions of the Nausf\_SoRProtection service**

API version number	Reason for withdrawal
1.0.0	The version 1.0.0 indicates that a 201 "Created" must be sent in response to the POST Custom Operations while it should be a "200 OK" as indicated in clause 6.2.3.2.4.2.2. The version 1.0.1 corrects this mistake. As a consequence, the version 1.0.0 is withdrawn in order to avoid interoperability problems with further version of the Nausf_SoRProtection service.

## Annex D (informative): Change history

Change history							
Date	Meeting	TDoc	CR	Rev	Cat	Subject/Comment	New version
2017-10	CT4#80	C4-175268				Initial Draft.(Agreed Skeleton)	0.1.0
2017-10	CT4#80	C4-175394				Inclusion of pCR agrees during CT4#80: C4-175269 and C4-175270	0.2.0
2017-12	CT4#81	C4-176437				Inclusion of pCR agrees during CT4#81: C4-176267, C4-176269, C4-176426, C4-17427	0.3.0
2018-01	CT4#82	C4-181391				Inclusion of pCR agrees during CT4#82: C4-181341, C4-181342, C4-181343, C4-181344, C4-181345,C4-181346, C4-181347,C4-181155	0.4.0
2018-03	CT4#83	C4-182434				Inclusion of pCRs agrees during CT4#83: C4-182283 and C4-182279	0.5.0
2018-03	CT#79	CP-180031				Presented for information	1.0.0
2018-04	CT4#84	C4-183516				Inclusion of pCRs agreed during CT4#84: C4-183309, C4-183313, C4-183346, C4-183347 and C4-183448	1.1.0
2018-05	CT4#85	C4-184623				Inclusion of PCR agrees during CT4#83: C4-184219, C4-184220, C4-184224, C4-184227, C4-184227, C4-184362, C4-184363, C4-184367, C4-184368, C4-184370, C4-184376, C4-184380, C4-184584, C4-184624	1.2.0
2018-06	CT#80	CP-181104				Presented for approval	2.0.0
2018-06	CT#80					Approved in CT#80.	15.0.0
2018-09	CT#81	CP-182059	0002	2	F	Requester ID in Authentication Info	15.1.0
2018-09	CT#81	CP-182059	0003	1	F	HTTP method in figure 5.2.2.2-1 (Note: clause 6.1.3.1 is not included, already covered)	15.1.0
2018-09	CT#81	CP-182059	0004	4	F	SoRProtection service operation	15.1.0
2018-09	CT#81	CP-182059	0010	1	F	Adding TS 33.501 reference	15.1.0
2018-09	CT#81	CP-182059	0011	-	F	HTTP Custom Header	15.1.0
2018-09	CT#81	CP-182059	0013	1	F	SUPI sends to AMF	15.1.0
2018-09	CT#81	CP-182068	0014	2	B	5G Trace for AUSF	15.1.0
2018-09	CT#81	CP-182013	0015	2	F	Making Oauth 2.0 optional in OAS description	15.1.0
2018-09	CT#81	CP-182059	0016	1	F	Editorial Corrections	15.1.0
2018-09	CT#81	CP-182059	0017	1	F	Error code correction	15.1.0
2018-09	CT#81	CP-182059	0018	1	F	Add support to EAP-TLS (Optional)	15.1.0
2018-09	CT#81	CP-182059	0019	-	F	Correcting Presentation of resources for AUSF API	15.1.0
2018-09	CT#81	CP-182059	0020	1	F	Correcting confirmation message	15.1.0
2018-09	CT#81	CP-182059	0021	-	F	API version number update	15.1.0
2018-12	CT#82	C4-187253	0026	-	F	Remove the "supiOrSuci" in Confirmation Data	15.2.0
2018-12	CT#82	C4-187254	0027	-	F	Correcting Resource URI structure of the SoRProtection Service	15.2.0
2018-12	CT#82	C4-187359	0030	-	F	Cardinality	15.2.0
2018-12	CT#82	C4-187370	0031	-	F	Add supi and authResult to EapSession in OpenAPI definitions	15.2.0
2018-12	CT#82	C4-187478	0022	-	F	Requester ID not needed in initial request from AMF	15.2.0
2018-12	CT#82	C4-187479	0023	-	F	Delaying transmission of Kseaf	15.2.0
2018-12	CT#82	C4-187480	0024	1	F	Correcting the reference to EAP-AKA'	15.2.0
2018-12	CT#82	C4-187481	0025	1	F	Adding a reference to the Annex in the Specification	15.2.0
2018-12	CT#82	C4-187483	0028	1	F	Error handling in AUSF	15.2.0
2018-12	CT#82	C4-187485	0029	1	F	Add a reference to the IETF RFC 3748 on EAP Framework	15.2.0
2018-12	CT#82	C4-188060	0032	-	F	Base64 reference	15.2.0
2018-12	CT#82	C4-188109	0033	-	F	APIRoot Clarification	15.2.0
2018-12	CT#82	C4-188150	0034	-	F	Reference correction	15.2.0
2018-12	CT#82	C4-188251	0036	-	F	OpenAPI version number for Nausf_UEAuthentication service	15.2.0
2018-12	CT#82	C4-188494	0037	1	F	OpenAPI version number for Nausf_SoRProtection	15.2.0
2018-12	CT#82	C4-188495	0038	1	F	Correct "externalDocs" for Nausf_UEAuthentication OAS	15.2.0
2018-12	CT#82	C4-188497	0039	1	F	Clarification on the 200 OK returned by AUSF in case of authentication failure	15.2.0
2018-12	CT#82	C4-188547	0040	-	F	Secured packet in SorInfo	15.2.0
2018-12	CT#82	CP-183170	0035	2		Location Header in OpenAPI	15.2.0
2018-12	CT#82	CP-183172	0041	-	F	Alignment for Oauth scopes - Nausf_UEAuthentication	15.2.0
2018-12	CT#82	CP-183173	0042	-	F	Alignment for Oauth scopes - Nausf_SoRProtection	15.2.0
2018-12	CT#82	CP-183203	0043	-	F	externalDocs for Nausf_SoRProtection OpenAPI Annex	15.2.0
2019-03	CT#83	CP-190022	0047	1	F	Mandatory HTTP status codes	15.3.0
2019-03	CT#83	CP-190022	0049	1	F	SoR Protection response code alignment	15.3.0
2019-03	CT#83	CP-190022	0044	3	F	Authentication Failure scenarios	15.3.0
2019-03	CT#83	CP-190153	0046	7	F	UE parameters update support (indicated as C4-190618 + C4-190618_rev7l)	15.3.0
2019-03	CT#83	CP-19205	0050	1	F	3GPP TS 29.509 API version update	15.3.0
2019-06	CT#84	CP-191033	0051	-	F	Correct the expression of URI variables in 5g-aka-confirmation resource	15.4.0
2019-06	CT#84	CP-191033	0053	2	F	Storage of OpenAPI specification files	15.4.0
2019-06	CT#84	CP-191033	0056	-	F	AUSF Tracing Targeting a PEI	15.4.0
2019-06	CT#84	CP-191033	0055	1	F	Determination of the Authentication Method	15.4.0

2019-06	CT#84	CP-191033	0058	1	F	Essential correction to add Copyright on OpenAPI specifications	15.4.0
2019-06	CT#84	CP-191218	0059	4	F	Add withdrawn API version Annex	15.4.0
2019-06	CT#84	CP-191033	0061	-	F	3GPP TS 29.509 API version update	15.4.0
2019-09	CT#85	CP-192106	0062	1	F	Missing status codes	15.5.0
2019-09	CT#85	C4-192119	0065	-	F	API version and ExternalDocs update	15.5.0
2019-10						Corrupted references fixed	15.5.1
2020-09	CT#89e	CP-202043	0102	-	F	SoR Header	15.6.0
2021-09	CT#93-e	CP-212082	0128	1	F	UPU Header with UPU Data Protection	15.7.0
2021-09	CT#93-e	CP-212081	0134	-	F	29.509 Rel-15 API version and External doc update	15.7.0
2022-05	CT#96	CP-221056	0165	-	F	IETF has published RFC 9048	15.8.0

---

## History

<b>Document history</b>		
V15.0.0	September 2018	Publication
V15.1.0	October 2018	Publication
V15.2.0	April 2019	Publication
V15.3.0	April 2019	Publication
V15.4.0	July 2019	Publication
V15.5.0	October 2019	Publication (withdrawn)
V15.5.1	October 2019	Publication
V15.6.0	November 2020	Publication
V15.7.0	September 2021	Publication
V15.8.0	July 2022	Publication