

# ETSI TS 129 512 V16.5.0 (2020-08)



**5G;  
5G System;  
Session Management Policy Control Service;  
Stage 3  
(3GPP TS 29.512 version 16.5.0 Release 16)**



---

Reference

RTS/TSGC-0329512vg50

---

Keywords

5G

**ETSI**

650 Route des Lucioles  
F-06921 Sophia Antipolis Cedex - FRANCE

Tel.: +33 4 92 94 42 00 Fax: +33 4 93 65 47 16

Siret N° 348 623 562 00017 - NAF 742 C  
Association à but non lucratif enregistrée à la  
Sous-Préfecture de Grasse (06) N° 7803/88

---

**Important notice**

The present document can be downloaded from:

<http://www.etsi.org/standards-search>

The present document may be made available in electronic versions and/or in print. The content of any electronic and/or print versions of the present document shall not be modified without the prior written authorization of ETSI. In case of any existing or perceived difference in contents between such versions and/or in print, the prevailing version of an ETSI deliverable is the one made publicly available in PDF format at [www.etsi.org/deliver](http://www.etsi.org/deliver).

Users of the present document should be aware that the document may be subject to revision or change of status.

Information on the current status of this and other ETSI documents is available at

<https://portal.etsi.org/TB/ETSIDeliverableStatus.aspx>

If you find errors in the present document, please send your comment to one of the following services:

<https://portal.etsi.org/People/CommitteeSupportStaff.aspx>

---

**Copyright Notification**

No part may be reproduced or utilized in any form or by any means, electronic or mechanical, including photocopying and microfilm except as authorized by written permission of ETSI.

The content of the PDF version shall not be modified without the written authorization of ETSI.

The copyright and the foregoing restriction extend to reproduction in all media.

© ETSI 2020.

All rights reserved.

**DECT™**, **PLUGTESTS™**, **UMTS™** and the ETSI logo are trademarks of ETSI registered for the benefit of its Members.

**3GPP™** and **LTE™** are trademarks of ETSI registered for the benefit of its Members and of the 3GPP Organizational Partners.

**oneM2M™** logo is a trademark of ETSI registered for the benefit of its Members and of the oneM2M Partners.

**GSM®** and the GSM logo are trademarks registered and owned by the GSM Association.

---

## Intellectual Property Rights

### Essential patents

IPRs essential or potentially essential to normative deliverables may have been declared to ETSI. The information pertaining to these essential IPRs, if any, is publicly available for **ETSI members and non-members**, and can be found in ETSI SR 000 314: "*Intellectual Property Rights (IPRs); Essential, or potentially Essential, IPRs notified to ETSI in respect of ETSI standards*", which is available from the ETSI Secretariat. Latest updates are available on the ETSI Web server (<https://ipr.etsi.org/>).

Pursuant to the ETSI IPR Policy, no investigation, including IPR searches, has been carried out by ETSI. No guarantee can be given as to the existence of other IPRs not referenced in ETSI SR 000 314 (or the updates on the ETSI Web server) which are, or may be, or may become, essential to the present document.

### Trademarks

The present document may include trademarks and/or tradenames which are asserted and/or registered by their owners. ETSI claims no ownership of these except for any which are indicated as being the property of ETSI, and conveys no right to use or reproduce any trademark and/or tradename. Mention of those trademarks in the present document does not constitute an endorsement by ETSI of products, services or organizations associated with those trademarks.

---

## Legal Notice

This Technical Specification (TS) has been produced by ETSI 3rd Generation Partnership Project (3GPP).

The present document may refer to technical specifications or reports using their 3GPP identities. These shall be interpreted as being references to the corresponding ETSI deliverables.

The cross reference between 3GPP and ETSI identities can be found under <http://webapp.etsi.org/key/queryform.asp>.

---

## Modal verbs terminology

In the present document "**shall**", "**shall not**", "**should**", "**should not**", "**may**", "**need not**", "**will**", "**will not**", "**can**" and "**cannot**" are to be interpreted as described in clause 3.2 of the [ETSI Drafting Rules](#) (Verbal forms for the expression of provisions).

"**must**" and "**must not**" are **NOT** allowed in ETSI deliverables except when used in direct citation.

# Contents

|   |    |
|---|----|
| Intellectual Property Rights .....  | 2  |
| Legal Notice .....  | 2  |
| Modal verbs terminology.....  | 2  |
| Foreword.....   | 10 |
| 1 Scope .....   | 11 |
| 2 References .....  | 11 |
| 3 Definitions, symbols and abbreviations .....                                      | 13 |
| 3.1 Definitions .....   | 13 |
| 3.2 Abbreviations .....   | 13 |
| 4 Npcf_SMPolicyControl Service.....   | 14 |
| 4.1 Service Description .....   | 14 |
| 4.1.1 Overview .....  | 14 |
| 4.1.2 Service Architecture .....  | 14 |
| 4.1.3 Network Functions.....  | 15 |
| 4.1.3.1 Policy Control Function (PCF) .....   | 15 |
| 4.1.3.2 NF Service Consumers.....   | 16 |
| 4.1.4 Rules .....   | 16 |
| 4.1.4.1 General .....   | 16 |
| 4.1.4.2 PCC rules .....   | 16 |
| 4.1.4.2.1 PCC rules definition .....  | 16 |
| 4.1.4.2.2 PCC rules operation.....  | 21 |
| 4.1.4.3 Session rule .....  | 21 |
| 4.1.4.3.1 Session rules definition.....   | 21 |
| 4.1.4.3.2 Session rules operation .....   | 21 |
| 4.1.4.4 Policy Decision types.....  | 22 |
| 4.1.4.4.1 General .....   | 22 |
| 4.1.4.4.2 Traffic control data definition.....                                      | 22 |
| 4.1.4.4.3 QoS data definition.....  | 22 |
| 4.1.4.4.4 Charging data definition .....  | 23 |
| 4.1.4.4.5 UsageMonitoring data definition.....                                      | 23 |
| 4.1.4.4.6 QoS Monitoring data definition.....                                       | 24 |
| 4.1.5 Policy control request trigger.....   | 24 |
| 4.1.6 Requested rule data.....  | 25 |
| 4.1.7 Requested usage data .....  | 25 |
| 4.1.8 Condition data.....   | 25 |
| 4.2 Service Operations .....  | 25 |
| 4.2.1 Introduction.....   | 25 |
| 4.2.2 Npcf_SMPolicyControl_Create Service Operation .....                           | 26 |
| 4.2.2.1 General .....   | 26 |
| 4.2.2.2 SM Policy Association establishment .....                                   | 27 |
| 4.2.2.3 Provisioning of charging related information for PDU session .....          | 30 |
| 4.2.2.3.1 Provisioning of Charging Addresses .....                                  | 30 |
| 4.2.2.3.2 Provisioning of Default Charging Method .....                             | 30 |
| 4.2.2.4 Provisioning of revalidation time .....                                     | 30 |
| 4.2.2.5 Policy provisioning and enforcement of authorized AMBR per PDU session..... | 31 |
| 4.2.2.6 Policy provisioning and enforcement of authorized default QoS.....          | 31 |
| 4.2.2.7 Provisioning of PCC rule for Application Detection and Control.....         | 31 |
| 4.2.2.8 3GPP PS Data Off Support .....  | 31 |
| 4.2.2.9 IMS Emergency Session Support.....  | 32 |
| 4.2.2.10 Request Usage Monitoring Control.....                                      | 32 |
| 4.2.2.11 Access Network Charging Identifier report .....                            | 32 |
| 4.2.2.12 Request for the successful resource allocation notification.....           | 33 |
| 4.2.2.13 Request of Presence Reporting Area Change Report.....                      | 33 |
| 4.2.2.14 Provisioning of IP Index Information .....                                 | 33 |

|           |   |    |
|-----------|---|----|
| 4.2.2.15  | Negotiation of the QoS flow for IMS signalling .....                          | 33 |
| 4.2.2.16  | PCF resource cleanup .....  | 33 |
| 4.2.2.17  | Access traffic steering, switching and splitting support .....                | 33 |
| 4.2.2.18  | DNN Selection Mode Support .....  | 34 |
| 4.2.2.19  | Detection of TSN related SM Policy Association .....                          | 34 |
| 4.2.3     | Npcf_SMPolicyControl_UpdateNotify Service Operation .....                     | 35 |
| 4.2.3.1   | General .....   | 35 |
| 4.2.3.2   | SM Policy Association Update request .....                                    | 36 |
| 4.2.3.3   | SM Policy Association termination request .....                               | 37 |
| 4.2.3.4   | Provisioning of revalidation time .....                                       | 37 |
| 4.2.3.5   | Policy provisioning and enforcement of authorized AMBR per PDU session .....  | 37 |
| 4.2.3.6   | Policy provisioning and enforcement of authorized default QoS .....           | 38 |
| 4.2.3.7   | Provisioning of PCC rule for Application Detection and Control .....          | 38 |
| 4.2.3.8   | 3GPP PS Data Off Support .....  | 38 |
| 4.2.3.9   | IMS Emergency Session Support .....   | 39 |
| 4.2.3.9.1 | Provisioning of PCC rule .....  | 39 |
| 4.2.3.9.2 | Removal of PCC Rules for Emergency Services .....                             | 39 |
| 4.2.3.10  | Request of Access Network Information .....                                   | 39 |
| 4.2.3.11  | Request Usage Monitoring Control .....  | 39 |
| 4.2.3.12  | Ipv6 Multi-homing support .....   | 39 |
| 4.2.3.13  | Request for the result of PCC rule removal .....                              | 40 |
| 4.2.3.14  | Access Network Charging Identifier request .....                              | 40 |
| 4.2.3.15  | Request for the successful resource allocation notification .....             | 40 |
| 4.2.3.16  | PCC Rule Error Report .....   | 40 |
| 4.2.3.17  | IMS Restoration Support .....   | 40 |
| 4.2.3.18  | P-CSCF Restoration Enhancement Support .....                                  | 41 |
| 4.2.3.19  | Request of Presence Reporting Area Change Report .....                        | 41 |
| 4.2.3.20  | Session Rule Error Report .....   | 41 |
| 4.2.3.21  | Access traffic steering, switching and splitting support .....                | 41 |
| 4.2.3.22  | Policy provisioning and enforcement of the AF session with required QoS ..... | 42 |
| 4.2.3.23  | Forwarding of TSN information received from the AF .....                      | 42 |
| 4.2.3.24  | Provisioning of TSCAI input information and TSC QoS related data .....        | 43 |
| 4.2.3.25  | Policy provisioning of QoS Monitoring to Assist URLLC Service .....           | 43 |
| 4.2.3.26  | Policy decision and condition data error handling .....                       | 44 |
| 4.2.4     | Npcf_SMPolicyControl_Update Service Operation .....                           | 44 |
| 4.2.4.1   | General .....   | 44 |
| 4.2.4.2   | Requesting the update of the Session Management related policies .....        | 45 |
| 4.2.4.3   | Request the policy based on revalidation time .....                           | 47 |
| 4.2.4.4   | Policy provisioning and enforcement of authorized AMBR per PDU session .....  | 47 |
| 4.2.4.5   | Policy provisioning and enforcement of authorized default QoS .....           | 48 |
| 4.2.4.6   | Application detection information reporting .....                             | 48 |
| 4.2.4.7   | Indication of QoS Flow Termination Implications .....                         | 48 |
| 4.2.4.8   | 3GPP PS Data Off Support .....  | 49 |
| 4.2.4.9   | Request and Report of Access Network Information .....                        | 50 |
| 4.2.4.10  | Request Usage Monitoring Control and Reporting Accumulated Usage .....        | 50 |
| 4.2.4.11  | Ipv6 Multi-homing support .....   | 51 |
| 4.2.4.12  | Request and report for the result of PCC rule removal .....                   | 52 |
| 4.2.4.13  | Access Network Charging Identifier request and report .....                   | 52 |
| 4.2.4.14  | Request and report for the successful resource allocation notification .....  | 52 |
| 4.2.4.15  | PCC Rule Error Report .....   | 52 |
| 4.2.4.16  | Presence Reporting Area Information Report .....                              | 53 |
| 4.2.4.17  | UE initiates a resource modification support .....                            | 54 |
| 4.2.4.18  | Trace Control .....   | 55 |
| 4.2.4.19  | Negotiation of the QoS flow for IMS signalling .....                          | 55 |
| 4.2.4.20  | Notification about Service Data Flow QoS target enforcement .....             | 55 |
| 4.2.4.21  | Session Rule Error Report .....   | 56 |
| 4.2.4.22  | Request the termination of SM Policy association .....                        | 57 |
| 4.2.4.23  | Reporting of TSN information .....  | 57 |
| 4.2.4.24  | Notification about Service Data Flow QoS Monitoring .....                     | 57 |
| 4.2.4.25  | Access traffic steering, switching and splitting support .....                | 58 |
| 4.2.4.26  | Policy decision and condition data error handling .....                       | 58 |
| 4.2.4.27  | Policy Control for DDN Failure Events .....                                   | 58 |

|              |  |    |
|--------------|--|----|
| 4.2.5        | Npcf_SMPolicyControl_Delete Service Operation .....  | 58 |
| 4.2.5.1      | General .....  | 58 |
| 4.2.5.2      | SM Policy Association termination.....   | 59 |
| 4.2.5.3      | Report Accumulated Usage.....  | 59 |
| 4.2.5.4      | Report Access Network Information.....   | 59 |
| 4.2.6        | Provisioning and Enforcement of Policy Decisions.....  | 60 |
| 4.2.6.1      | General .....  | 60 |
| 4.2.6.2      | PCC Rules .....  | 61 |
| 4.2.6.2.1    | Overview .....   | 61 |
| 4.2.6.2.2    | Gate function .....  | 63 |
| 4.2.6.2.3    | Policy enforcement for authorized QoS per PCC Rule .....   | 63 |
| 4.2.6.2.4    | Redirect function .....  | 63 |
| 4.2.6.2.5    | Usage Monitoring Control.....  | 64 |
| 4.2.6.2.6    | Traffic Steering Control support.....  | 64 |
| 4.2.6.2.6.1  | Steering the traffic in the N6-LAN .....   | 64 |
| 4.2.6.2.6.2  | Steering the traffic to a local access of the data network .....                                 | 64 |
| 4.2.6.2.7    | Conditioned PCC rule.....  | 66 |
| 4.2.6.2.8    | PCC rule for resource sharing .....  | 67 |
| 4.2.6.2.9    | Resource reservation for services sharing priority.....  | 68 |
| 4.2.6.2.10   | PCC rule bound to the default QoS flow .....   | 69 |
| 4.2.6.2.11   | PCC rule for Application Detection and Control.....  | 70 |
| 4.2.6.2.12   | Provisioning of PCC Rules for Multimedia Priority Services .....                                 | 70 |
| 4.2.6.2.12.1 | General.....   | 70 |
| 4.2.6.2.12.2 | Invocation/Revocation of Priority PDU connectivity services .....                                | 71 |
| 4.2.6.2.12.3 | Invocation/Revocation of IMS Multimedia Priority Services.....                                   | 71 |
| 4.2.6.2.13   | Sponsored Data Connectivity .....  | 72 |
| 4.2.6.2.14   | Support for PCC rule versioning .....  | 72 |
| 4.2.6.2.15   | Background data transfer support.....  | 73 |
| 4.2.6.2.16   | Number of supported packet filter for signalled QoS rule limitation support .....                | 73 |
| 4.2.6.2.17   | Access traffic steering, switching and splitting support .....                                   | 73 |
| 4.2.6.2.18   | Void.....  | 76 |
| 4.2.6.2.19   | Provisioning of PCC Rules for Mission Critical Services .....                                    | 76 |
| 4.2.6.2.19.1 | General.....   | 76 |
| 4.2.6.2.19.2 | Invocation/Revocation of Priority PDU connectivity services .....                                | 77 |
| 4.2.6.2.19.3 | Invocation/Revocation of IMS Mission Critical Services.....                                      | 77 |
| 4.2.6.3      | Session Rules .....  | 78 |
| 4.2.6.3.1    | Overview .....   | 78 |
| 4.2.6.3.2    | Conditioned Session rule .....   | 79 |
| 4.2.6.3.2.1  | General.....   | 79 |
| 4.2.6.3.2.2  | Time conditioned authorized session AMBR .....   | 80 |
| 4.2.6.3.2.3  | Time conditioned authorized default QoS .....  | 80 |
| 4.2.6.3.2.4  | Access type conditioned authorized session AMBR.....   | 80 |
| 4.2.6.3.3    | Provisioning of authorized default QoS .....   | 80 |
| 4.2.6.3.4    | Access traffic steering, switching and splitting support .....                                   | 81 |
| 4.2.6.4      | Policy control request triggers.....   | 81 |
| 4.2.6.5      | Encoding of the request of information reporting .....   | 81 |
| 4.2.6.5.1    | Request of Access Network Charging Identifier .....  | 81 |
| 4.2.6.5.2    | RAN NAS Cause Support .....  | 82 |
| 4.2.6.5.3    | Provisioning of the Usage Monitoring Control Policy .....  | 82 |
| 4.2.6.5.4    | Request for Access Network Information .....   | 83 |
| 4.2.6.5.5    | Request for the successful resource allocation notification .....                                | 83 |
| 4.2.6.5.6    | Provisioning of Presence Reporting Area Information.....   | 84 |
| 4.2.6.5.7    | Policy provisioning and enforcement of reflective QoS.....                                       | 84 |
| 4.2.6.6      | Authorized QoS.....  | 85 |
| 4.2.6.6.1    | General .....  | 85 |
| 4.2.6.6.2    | Policy provisioning and enforcement of authorized QoS per service data flow.....                 | 86 |
| 4.2.6.6.3    | Policy provisioning and enforcement of authorized explicitly signalled QoS Characteristics ..... | 87 |
| 4.2.7        | Detection and handling of late arriving requests.....  | 87 |
| 4.2.7.1      | Handling of requests which collide with an existing SM Policy Association .....                  | 87 |
| 5            | Npcf_SMPolicyControl Service API .....   | 88 |
| 5.1          | Introduction .....   | 88 |

|             |  |     |
|-------------|--|-----|
| 5.2         | Usage of HTTP.....                                     | 88  |
| 5.2.1       | General.....   | 88  |
| 5.2.2       | HTTP standard headers.....                             | 88  |
| 5.2.2.1     | General.....   | 88  |
| 5.2.2.2     | Content type.....                                      | 88  |
| 5.2.3       | HTTP custom headers.....                               | 89  |
| 5.2.3.1     | General.....   | 89  |
| 5.2.3.2     | 3gpp-Sbi-Origination-Timestamp.....                    | 89  |
| 5.3         | Resources.....   | 89  |
| 5.3.1       | Resource Structure.....                                | 89  |
| 5.3.2       | Resource: SM Policies.....                             | 90  |
| 5.3.2.1     | Description.....                                       | 90  |
| 5.3.2.2     | Resource definition.....                               | 90  |
| 5.3.2.3     | Resource Standard Methods.....                         | 90  |
| 5.3.2.3.1   | POST.....  | 90  |
| 5.3.2.4     | Resource Custom Operations.....                        | 91  |
| 5.3.3       | Resource: Individual SM Policy.....                    | 91  |
| 5.3.3.1     | Description.....                                       | 91  |
| 5.3.3.2     | Resource definition.....                               | 91  |
| 5.3.3.3     | Resource Standard Methods.....                         | 91  |
| 5.3.3.3.1   | GET.....   | 91  |
| 5.3.3.4     | Resource Custom Operations.....                        | 92  |
| 5.3.3.4.1   | Overview.....  | 92  |
| 5.3.3.4.2   | Operation: delete.....                                 | 92  |
| 5.3.3.4.2.1 | Description.....                                       | 92  |
| 5.3.3.4.2.2 | Operation Definition.....                              | 92  |
| 5.3.3.4.3   | Operation: update.....                                 | 92  |
| 5.3.3.4.3.1 | Description.....                                       | 92  |
| 5.3.3.4.3.2 | Operation Definition.....                              | 92  |
| 5.4         | Custom Operations without associated resources.....    | 93  |
| 5.5         | Notifications.....                                     | 93  |
| 5.5.1       | General.....   | 93  |
| 5.5.2       | Policy Update Notification.....                        | 93  |
| 5.5.2.1     | Description.....                                       | 93  |
| 5.5.2.2     | Operation Definition.....                              | 93  |
| 5.5.3       | Request for termination of the policy association..... | 94  |
| 5.5.3.1     | Description.....                                       | 94  |
| 5.5.3.2     | Operation Definition.....                              | 94  |
| 5.6         | Data Model.....  | 94  |
| 5.6.1       | General.....   | 94  |
| 5.6.2       | Structured data types.....                             | 102 |
| 5.6.2.1     | Introduction.....                                      | 102 |
| 5.6.2.2     | Type SmPolicyControl.....                              | 102 |
| 5.6.2.3     | Type SmPolicyContextData.....                          | 103 |
| 5.6.2.4     | Type SmPolicyDecision.....                             | 106 |
| 5.6.2.5     | Type SmPolicyNotification.....                         | 109 |
| 5.6.2.6     | Type PccRule.....                                      | 110 |
| 5.6.2.7     | Type SessionRule.....                                  | 113 |
| 5.6.2.8     | Type QosData.....                                      | 114 |
| 5.6.2.9     | Type ConditionData.....                                | 116 |
| 5.6.2.10    | Type TrafficControlData.....                           | 117 |
| 5.6.2.11    | Type ChargingData.....                                 | 118 |
| 5.6.2.12    | Type UsageMonitoringData.....                          | 120 |
| 5.6.2.13    | Type RedirectInformation.....                          | 121 |
| 5.6.2.14    | Type FlowInformation.....                              | 122 |
| 5.6.2.15    | Type SmPolicyDeleteData.....                           | 123 |
| 5.6.2.16    | Type QosCharacteristics.....                           | 123 |
| 5.6.2.17    | Type ChargingInformation.....                          | 124 |
| 5.6.2.18    | Type AccuUsageReport.....                              | 124 |
| 5.6.2.19    | Type SmPolicyUpdateContextData.....                    | 125 |
| 5.6.2.20    | Type UpPathChgEvent.....                               | 128 |
| 5.6.2.21    | Type TerminationNotification.....                      | 128 |

|          |  |     |
|----------|--|-----|
| 5.6.2.22 | Type AppDetectionInfo .....                        | 128 |
| 5.6.2.23 | Type AccNetChId .....                              | 128 |
| 5.6.2.24 | Type RequestedRuleData .....                       | 129 |
| 5.6.2.25 | Type RequestedUsageData .....                      | 129 |
| 5.6.2.26 | Type UeCampingRep .....                            | 129 |
| 5.6.2.27 | Type RuleReport .....                              | 130 |
| 5.6.2.28 | Type RanNasRelCause .....                          | 130 |
| 5.6.2.29 | Type UeInitiatedResourceRequest .....              | 130 |
| 5.6.2.30 | Type PacketFilterInfo .....                        | 131 |
| 5.6.2.31 | Type RequestedQos .....                            | 131 |
| 5.6.2.32 | Type QosNotificationControlInfo .....              | 132 |
| 5.6.2.33 | Type PartialSuccessReport .....                    | 132 |
| 5.6.2.34 | Type AuthorizedDefaultQos .....                    | 133 |
| 5.6.2.35 | Type AccNetChargingAddress .....                   | 133 |
| 5.6.2.36 | Type ErrorReport .....                             | 134 |
| 5.6.2.37 | Type SessionRuleReport .....                       | 134 |
| 5.6.2.38 | Type ServingNfIdentity .....                       | 134 |
| 5.6.2.39 | Type SteeringMode .....                            | 135 |
| 5.6.2.40 | Type QosMonitoringData .....                       | 136 |
| 5.6.2.41 | Type TsnBridgeInfo .....                           | 137 |
| 5.6.2.42 | Type QosMonitoringReport .....                     | 137 |
| 5.6.2.43 | Type AdditionalAccessInfo .....                    | 137 |
| 5.6.2.44 | Void .....   | 137 |
| 5.6.2.45 | Type PortManagementContainer .....                 | 138 |
| 5.6.2.46 | Type IpMulticastAddressInfo .....                  | 138 |
| 5.6.2.47 | Type BridgeManagementContainer .....               | 138 |
| 5.6.3    | Simple data types and enumerations .....           | 138 |
| 5.6.3.1  | Introduction .....                                 | 138 |
| 5.6.3.2  | Simple data types .....                            | 138 |
| 5.6.3.3  | Enumeration: FlowDirection .....                   | 139 |
| 5.6.3.4  | Enumeration: ReportingLevel .....                  | 139 |
| 5.6.3.5  | Enumeration: MeteringMethod .....                  | 140 |
| 5.6.3.6  | Enumeration: PolicyControlRequestTrigger .....     | 141 |
| 5.6.3.7  | Enumeration: RequestedRuleDataType .....           | 146 |
| 5.6.3.8  | Enumeration: RuleStatus .....                      | 146 |
| 5.6.3.9  | Enumeration: FailureCode .....                     | 147 |
| 5.6.3.10 | Enumeration: AfSigProtocol .....                   | 149 |
| 5.6.3.11 | Enumeration: RuleOperation .....                   | 149 |
| 5.6.3.12 | Enumeration: RedirectAddressType .....             | 149 |
| 5.6.3.13 | Enumeration: QosFlowUsage .....                    | 150 |
| 5.6.3.14 | Enumeration: FailureCause .....                    | 150 |
| 5.6.3.15 | Enumeration: FlowDirectionRm .....                 | 150 |
| 5.6.3.16 | Enumeration: CreditManagementStatus .....          | 150 |
| 5.6.3.17 | Enumeration: SessionRuleFailureCode .....          | 151 |
| 5.6.3.18 | Enumeration: SteeringFunctionality .....           | 151 |
| 5.6.3.19 | Enumeration: SteerModeValue .....                  | 151 |
| 5.6.3.20 | Enumeration: MulticastAccessControl .....          | 151 |
| 5.6.3.21 | Enumeration RequestedQosMonitoringParameter .....  | 152 |
| 5.6.3.22 | Enumeration: ReportingFrequency .....              | 152 |
| 5.6.3.23 | Enumeration: SmPolicyAssociationReleaseCause ..... | 152 |
| 5.6.3.24 | Enumeration: PduSessionRelCause .....              | 152 |
| 5.6.3.25 | Enumeration: MaPduIndication .....                 | 153 |
| 5.6.3.26 | Enumeration: AtsssCapability .....                 | 153 |
| 5.6.3.27 | Enumeration: NetLocAccessSupport .....             | 153 |
| 5.6.3.28 | Enumeration: PolicyDecisionFailureCode .....       | 154 |
| 5.7      | Error handling .....                               | 154 |
| 5.7.1    | General .....                                      | 154 |
| 5.7.2    | Protocol Errors .....                              | 154 |
| 5.7.3    | Application Errors .....                           | 154 |
| 5.8      | Feature negotiation .....                          | 156 |
| 5.9      | Security .....                                     | 159 |



|                             |  |            |
|-----------------------------|--|------------|
| <b>Annex A (normative):</b> | <b>OpenAPI specification.....</b>                            | <b>160</b> |
| A.1                         | General .....  | 160        |
| A.2                         | Npcf_SMPolicyControl API .....                               | 160        |
| <b>Annex B (normative):</b> | <b>5GC and EPC interworking scenario support .....</b>       | <b>189</b> |
| B.1                         | Scope .....  | 189        |
| B.2                         | Npcf_SMPolicyControl Service.....                            | 189        |
| B.2.1                       | Service Description .....                                    | 189        |
| B.2.1.1                     | Overview .....   | 189        |
| B.2.1.2                     | Service Architecture .....                                   | 189        |
| B.3                         | Service Operation.....                                       | 190        |
| B.3.1                       | Introduction .....   | 190        |
| B.3.2                       | Npcf_SMPolicyControl_Create Service Operation.....           | 190        |
| B.3.2.0                     | General.....   | 190        |
| B.3.2.1                     | UE Location related information .....                        | 191        |
| B.3.2.2                     | Access Type related information .....                        | 191        |
| B.3.3                       | Npcf_SMPolicyControl_UpdateNotify Service Operation .....    | 191        |
| B.3.3.0                     | General.....   | 191        |
| B.3.3.1                     | Policy Update When UE suspends .....                         | 192        |
| B.3.3.2                     | Request report of EPS Fallback .....                         | 192        |
| B.3.4                       | Npcf_SMPolicyControl_Update Service Operation.....           | 192        |
| B.3.4.0                     | General.....   | 192        |
| B.3.4.1                     | Number of Supported Packet Filters Report .....              | 193        |
| B.3.4.2                     | Policy Update When UE suspends .....                         | 193        |
| B.3.4.2.1                   | Policy Update Error Report.....                              | 193        |
| B.3.4.2.2                   | UE State Change Report .....                                 | 193        |
| B.3.4.3                     | UE Location related information .....                        | 193        |
| B.3.4.4                     | Presence Reporting Area Information Report.....              | 194        |
| B.3.4.5                     | Access Type related information .....                        | 194        |
| B.3.4.6                     | Report of EPS Fallback.....                                  | 194        |
| B.3.4.7                     | MA PDU Session.....  | 195        |
| B.3.5                       | Npcf_SMPolicyControl_Delete Service Operation.....           | 195        |
| B.3.5.1                     | General.....   | 195        |
| B.3.6                       | Provisioning and Enforcement of Policy Decisions .....       | 195        |
| B.3.6.1                     | QoS mapping performed by the SMF+PGW-C .....                 | 195        |
| B.3.6.2                     | Provisioning of Presence Reporting Area Information .....    | 196        |
| B.3.6.3                     | Request and Report of Access Network information.....        | 196        |
| <b>Annex C (normative):</b> | <b>Wireless and wireline convergence access support.....</b> | <b>197</b> |
| C.1                         | Scope .....  | 197        |
| C.2                         | Npcf_SMPolicyControl Service.....                            | 197        |
| C.2.1                       | Service Description .....                                    | 197        |
| C.2.1.1                     | Overview .....   | 197        |
| C.2.1.2                     | Service Architecture .....                                   | 197        |
| C.2.1.3                     | Network Functions.....                                       | 197        |
| C.2.1.3.1                   | Policy Control Function (PCF) .....                          | 197        |
| C.2.1.3.2                   | NF Service Consumers.....                                    | 197        |
| C.2.1.4                     | Rules .....  | 197        |
| C.2.1.4.1                   | PCC Rules .....  | 197        |
| C.2.1.5                     | Policy control request trigger.....                          | 198        |
| C.3                         | Service Operation.....                                       | 198        |
| C.3.1                       | Introduction .....   | 198        |
| C.3.2                       | Npcf_SMPolicyControl_Create Service Operation.....           | 198        |
| C.3.2.1                     | General.....   | 198        |
| C.3.2.2                     | IPTV service support .....                                   | 199        |
| C.3.3                       | Npcf_SMPolicyControl_UpdateNotify Service Operation .....    | 199        |
| C.3.3.1                     | General.....   | 199        |

|                              |   |            |
|------------------------------|---|------------|
| C.3.3.2                      | IPTV service support .....  | 199        |
| C.3.4                        | Npcf_SMPolicyControl_Update Service Operation.....  | 200        |
| C.3.4.1                      | General.....  | 200        |
| C.3.4.2                      | IPTV service support .....  | 200        |
| C.3.5                        | Npcf_SMPolicyControl_Delete Service Operation.....  | 200        |
| C.3.5.1                      | General.....  | 200        |
| C.3.6                        | Provisioning and Enforcement of Policy Decisions .....  | 201        |
| C.3.6.1                      | IPTV service support .....  | 201        |
| C.3.6.2                      | Hybrid Access support.....  | 201        |
| C.3.6.2.1                    | General .....   | 201        |
| C.3.6.2.2                    | Hybrid Access with single PDU session .....   | 201        |
| C.3.6.2.3                    | Hybrid Access with MA PDU session connectivity over NG-RAN and wireline .....                                       | 202        |
| C.3.6.2.4                    | Hybrid Access with MA PDU session connectivity over EPC/E-UTRAN and wireline using EPC interworking scenarios ..... | 202        |
| <b>Annex D(informative):</b> | <b>Change history .....</b>   | <b>203</b> |
| History .....                |   | 211        |

---

# Foreword

This Technical Specification has been produced by the 3<sup>rd</sup> Generation Partnership Project (3GPP).

The contents of the present document are subject to continuing work within the TSG and may change following formal TSG approval. Should the TSG modify the contents of the present document, it will be re-released by the TSG with an identifying change of release date and an increase in version number as follows:

Version x.y.z

where:

x the first digit:

- 1 presented to TSG for information;
- 2 presented to TSG for approval;
- 3 or greater indicates TSG approved document under change control.

Y the second digit is incremented for all changes of substance, i.e. technical enhancements, corrections, updates, etc.

z the third digit is incremented when editorial only changes have been incorporated in the document.

---

# 1 Scope

The present document provides the stage 3 specification of the Session Management Policy Control Service of 5G system. The stage 2 definition and related procedures of the Session Management Policy Control Service are contained in 3GPP TS 23.502 [3] and 3GPP TS 23.503 [6]. The 5G System Architecture is defined in 3GPP TS 23.501 [2].

Stage 3 call flows are provided in 3GPP TS 29.513 [7].

The Technical Realization of the Service Based Architecture and the Principles and Guidelines for Services Definition of the 5G System are specified in 3GPP TS 29.500 [4] and 3GPP TS 29.501 [5].

The Policy Control Function with session related policies provides the Session Management Policy Control Service to the NF consumers (i.e. Session Management Function).

---

# 2 References

The following documents contain provisions which, through reference in this text, constitute provisions of the present document.

- References are either specific (identified by date of publication, edition number, version number, etc.) or non-specific.
- For a specific reference, subsequent revisions do not apply.
- For a non-specific reference, the latest version applies. In the case of a reference to a 3GPP document (including a GSM document), a non-specific reference implicitly refers to the latest version of that document *in the same Release as the present document*.

- [1] 3GPP TR 21.905: "Vocabulary for 3GPP Specifications".
- [2] 3GPP TS 23.501: "System Architecture for the 5G System; Stage 2".
- [3] 3GPP TS 23.502: "Procedures for the 5G System; Stage 2".
- [4] 3GPP TS 29.500: "5G System; Technical Realization of Service Based Architecture; Stage 3".
- [5] 3GPP TS 29.501: "5G System; Principles and Guidelines for Services Definition; Stage 3".
- [6] 3GPP TS 23.503: "Policy and Charging Control Framework for the 5G System; Stage 2".
- [7] 3GPP TS 29.513: "5G System; Policy and Charging Control signalling flows and QoS parameter mapping; Stage 3".
- [8] IETF RFC 7540: "Hypertext Transfer Protocol Version 2 (HTTP/2)".
- [9] IETF RFC 8259: "The JavaScript Object Notation (JSON) Data Interchange Format".
- [10] OpenAPI: "OpenAPI 3.0.0 Specification", <https://github.com/OAI/OpenAPI-Specification/blob/master/versions/3.0.0.md>.
- [11] 3GPP TS 29.571: "5G System; Common Data Types for Service Based Interfaces; Stage 3".
- [12] 3GPP TS 29.508: "5G System; Session Management Event Exposure Service; Stage 3".
- [13] 3GPP TS 29.244: "Interface between the Control Plane and the User Plane of EPC Nodes".
- [14] Void.
- [15] 3GPP TS 29.519: "5G System; Usage of the Unified Data Repository service for Policy Control Data, Application Data and Structured Data for Exposure; Stage 3".
- [16] 3GPP TS 23.228: "IP multimedia subsystem; Stage 2".
- [17] 3GPP TS 29.514: "5G System; Policy Authorization Service; Stage 3".

- [18] 3GPP TS 29.214: "Policy and Charging Control over Rx reference point 5".
- [19] 3GPP TS 32.291: "5G System; Charging service; Stage 3".
- [20] 3GPP TS 24.501: "Non-Access-Stratum (NAS) protocol for 5G System (5GS); Stage 3".
- [21] 3GPP TS 23.380: "IMS Restoration Procedures".
- [22] 3GPP TS 29.502: "5G System; Session Management Services; Stage 3".
- [23] 3GPP TS 29.212: "Policy and Charging Control (PCC); Reference points".
- [24] 3GPP TS 32.422: "Telecommunication management; Subscriber and equipment trace; Trace control and configuration management".
- [25] 3GPP TS 29.507: "5G System; Access and Mobility Policy Control Service; Stage 3".
- [26] 3GPP TS 23.060: "General Packet Radio Service (GPRS); Service description; Stage 2".
- [27] 3GPP TS 33.501: "Security architecture and procedures for 5G system".
- [28] IETF RFC 6749: "The OAuth 2.0 Authorization Framework".
- [29] 3GPP TS 29.510: "Network Function Repository Services; Stage 3".
- [30] 3GPP TS 32.290: "5G system; Services, operations and procedures of charging using Service Based Interface (SBI)".
- [31] IETF RFC 7807: "Problem Details for HTTP APIs".
- [32] 3GPP TS 29.122: "T8 reference point for Northbound APIs".
- [33] 3GPP TS 23.527: "5G System; Restoration Procedures".
- [34] 3GPP TS 29.503: "5G System; Unified Data Management Services; Stage 3".
- [35] 3GPP TS 32.255: "Charging management; 5G data connectivity domain charging; stage 2".
- [36] 3GPP TS 29.518: "5G System; Access and Mobility Management Services; Stage 3".
- [37] 3GPP TS 29.274: "3GPP Evolved Packet System (EPS); Evolved General Packet Radio Service (GPRS) Tunnelling Protocol for Control plane (GTPv2-C); Stage 3".
- [38] 3GPP TR 21.900: "Technical Specification Group working methods".
- [39] 3GPP TS 29.521: "5G System; Binding Support Management Service; Stage 3".
- [40] 3GPP TS 29.524: "Cause codes mapping between 5GC interfaces; Stage 3".
- [41] 3GPP TS 24.008: "Mobile radio interface Layer 3 specification".
- [42] 3GPP TS 23.316: "Wireless and wireline convergence access support for the 5G System (5GS)".
- [43] 3GPP TS 24.193: "Access Traffic Steering, Switching and Splitting (ATSSS); Stage 3".
- [44] 3GPP TS 24.519: "Time-Sensitive Networking (TSN) Application Function (AF) to Device-Side TSN Translator (DS-TT) and Network-Side TSN Translator (NW-TT) protocol aspects; Stage 3".
- [45] IEEE 802.1Q: "Virtual Bridged Local Area Networks".

## 3 Definitions, symbols and abbreviations

### 3.1 Definitions

For the purposes of the present document, the terms and definitions given in 3GPP TR 21.905 [1] and the following apply. A term defined in the present document takes precedence over the definition of the same term, if any, in 3GPP TR 21.905 [1].

For the purposes of the present document, the following terms and definitions given in 3GPP TS 23.501 [2], subclause 3.1 apply:

#### 5G QoS Identifier

#### Access Traffic Steering

#### Access Traffic Switching

#### Access Traffic Splitting

#### MA PDU Session

#### PCC rule

#### PDU Session

#### Service Data Flow

#### Service Data Flow Filter

#### Service Data Flow Template

### 3.2 Abbreviations

For the purposes of the present document, the abbreviations given in 3GPP TR 21.905 [1] and the following apply. An abbreviation defined in the present document takes precedence over the definition of the same abbreviation, if any, in 3GPP TR 21.905 [1].

|          |   |
|----------|---|
| 5G-RG    | 5G Residential Gateway  |
| AF       | Application Function  |
| AMF      | Access and Mobility Management Function                                     |
| API      | Application Programming Interface   |
| ATSSS    | Access Traffic Steering, Switching, Splitting                               |
| ATSSS-LL | ATSSS Low-Layer   |
| BBF      | Broadband Forum   |
| BMIC     | Bridge Management Information Container                                     |
| CHEM     | Coverage and Handoff Enhancements using Multimedia error robustness feature |
| CHF      | Charging Function   |
| DN-AAA   | Data Network Authentication, Authorization and Accounting                   |
| DNN      | Data Network Name   |
| DS-TT    | Device-side TSN translator  |
| ePDG     | evolved Packet Data Gateway   |
| FN-RG    | Fixed Network Residential Gateway   |
| GFBR     | Guaranteed Flow Bit Rate  |
| GUAMI    | Globally Unique AMF Identifier  |
| HFC      | Hybrid Fiber Coax   |
| HTTP     | Hypertext Transfer Protocol   |
| MA       | Multi-Access  |
| MPTCP    | Multi-Path TCP Protocol   |
| NAS      | Non-Access-Stratum  |
| NEF      | Network Exposure Function   |
| NF       | Network Function  |

|         |   |
|---------|---|
| NID     | Network Identifier                                    |
| NRF     | Network Repository Function                           |
| NW-TT   | Network-side TSN translator                           |
| PCC     | Policy and Charging Control                           |
| PCF     | Policy Control Function                               |
| PMIC    | Port Management Information Container                 |
| PSAP    | Public Safety Answering Point                         |
| QoS     | Quality of Service                                    |
| RTT     | Round-Trip Time                                       |
| SDF     | Service Data Flow                                     |
| SMF     | Session Management Function                           |
| SNPN    | Stand-alone Non-Public Network                        |
| S-NSSAI | Single Network Slice Selection Assistance Information |
| TSC     | Time Sensitive Communication                          |
| TSCAI   | Time Sensitive Communication Assistance Information   |
| TSN     | Time Sensitive Networking                             |
| TSN GM  | TSN Grand Master                                      |
| UDM     | Unified Data Management                               |
| UDR     | Unified Data Repository                               |
| UE      | User Equipment  |
| URLLC   | Ultra Reliable Low Latency Communication              |
| W-5GAN  | Wireline 5G Access Network                            |
| W-5GBAN | Wireline BBF Access Network                           |
| W-5GCAN | Wireline 5G Cable Access Network                      |
| W-AGF   | Wireline Access Gateway Function                      |

---

## 4 Npcf\_SMPolicyControl Service

### 4.1 Service Description

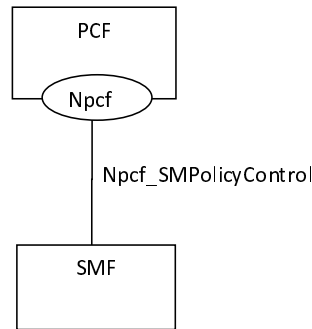
#### 4.1.1 Overview

The Session Management Policy Control Service performs provisioning, update and removal of session related policies and PCC rules by the Policy Control Function (PCF) to the NF service consumer (i.e. SMF). The Session Management Policy Control Service can be used for charging control, policy control, application detection and control and/or access traffic steering, switching and splitting within a MA PDU Session. Session Management Policy Control Service applies to the cases where the SMF interacts with the PCF in the non-roaming scenario, the V-SMF interacts with the V-PCF in the local breakout roaming scenario and the H-SMF interacts with the H-PCF in the home-routed scenario.

#### 4.1.2 Service Architecture

The Session Management Policy Control Service is provided by the PCF to the consumer and shown in the SBI representation model in figure 4.1.2-1 and in the reference point representation model in figure 4.1.2-2. The overall Policy and Charging Control related 5G architecture is depicted in 3GPP TS 29.513 [7].

The only known NF Service Consumer is the SMF.



**Figure 4.1.2-1: Reference Architecture for the Npcf\_SMPolicyControl Service; SBI representation**



**Figure 4.1.2-2: Reference Architecture for the Npcf\_SMPolicyControl Service; reference point representation**

NOTE: The SMF represents the V-SMF and the PCF represents the V-PCF in the local breakout scenario. The SMF represents the H-SMF and the PCF represents the H-PCF in the home routed scenario.

## 4.1.3 Network Functions

### 4.1.3.1 Policy Control Function (PCF)

The PCF is responsible for policy control decisions and flow based charging control functionalities. The PCF provides the following:

- policies for application and service data flow detection, gating, QoS, flow based charging, traffic steering control, usage monitoring control, access traffic steering, switching and steering within a MA PDU Session, access network information report, TSN BMIC, TSN port management information container and TSN TSCAI input container and RAN support information to the SMF.

The policy decisions made by the PCF may be based on one or more of the following:

- Information obtained from the AF, e.g. the session, media and subscriber related information;
- Information obtained from the UDR;
- Information obtained from the AMF, e.g. UE related and access related information;
- Information obtained from the SMF;
- Information obtained from the NWDAF;
- Information obtained from the NEF;
- information from CHF; and
- PCF pre-configured policy context.



### 4.1.3.2 NF Service Consumers

The SMF is responsible for the enforcement of session management related policy decisions from the PCF, related to service flow detection, QoS, charging, gating, traffic usage reporting, traffic steering and access traffic steering, switching and splitting within a MA PDU Session.

The SMF shall support:

- sending the PDU session related attributes to the PCF;
- requesting and receiving the PCC rule(s) from the PCF;
- binding of service data flows to QoS flow as defined in 3GPP TS 29.513 [7];
- deriving rule(s) from the PCC rule(s) and then providing those rules to the user plane function or remove the rule(s) from the user plane as defined in 3GPP TS 29.244 [13];
- deriving the QoS rules towards the UE;
- deriving the QoS profile towards the access network;
- deriving the ATSSS rules towards the UE if applicable;
- handling the policy control request trigger; and
- handling the PDU session related policy information.

NOTE: SMF functionality related to event exposure is defined in 3GPP TS 29.508 [12].

## 4.1.4 Rules

### 4.1.4.1 General

A rule is a set of policy information elements associated with a PDU session, or with service data flows (i.e., with a PCC rule).

Two types of rules are defined:

- Session rule; and
- PCC rule.

Both Session rules and PCC rules are composed of embedded information elements as well as information elements that are part of the referenced objects (e.g. condition data, or usage monitoring policy data type) by the rule.

PCC rule is defined in subclause 4.1.4.2. Session rule is defined in subclause 4.1.4.3.

### 4.1.4.2 PCC rules

#### 4.1.4.2.1 PCC rules definition

A PCC rule is a set of information elements enabling the detection of a service data flow and providing parameters for policy control and/or charging control. There are two different types of PCC rules as defined in 3GPP TS 23.503 [6]:

- Dynamic PCC rules. PCC rules that are dynamically provisioned by the PCF to the SMF. These PCC rules may be either predefined or dynamically generated in the PCF. Dynamic PCC rules can be installed, modified and removed at any time.
- Predefined PCC rules. PCC rules that are preconfigured in the SMF. Predefined PCC rules can be activated or deactivated by the PCF at any time. Predefined PCC rules within the PCF may be grouped allowing the PCF to dynamically activate a set of PCC rules.

Additionally, predefined PCC rules may be grouped within the SMF as predefined PCC rule bases which allow the PCF to dynamically activate these sets of rules. In this case, the PCC rule identifier is used to hold the predefined PCC rule base identifier.

NOTE: The operator can define a predefined PCC rule, to be activated by the SMF. Such a predefined rule is not explicitly known in the PCF.

A PCC rule consists of:

**Table 4.1.4.2.1-1: PCC rule information elements**

| Information name                                   | Description  | Category  |
|--|--|-----------|
| Rule identifier                                    | Uniquely identifies the PCC rule, within a PDU Session. It is used between PCF and SMF for referencing PCC rules.  | Mandatory |
| <b>Service data flow detection</b>                 |  |           |
| Precedence   | Determines the order, in which the service data flow templates are applied at service data flow detection, enforcement and charging.   | Mandatory |
| Service Data Flow Template                         | For IP PDU traffic: Either a list of service data flow filters or an application identifier that references the corresponding application detection filter for the detection of the service data flow.<br>For Ethernet PDU traffic: Combination of traffic patterns of the Ethernet PDU traffic.   | Mandatory |
| Mute for notification                              | Defines whether application's start or stop notification is to be muted.   | Optional  |
| <b>Charging</b>                                    |  |           |
| Charging key                                       | The charging system (CHF) uses the charging key to determine the tariff to apply to the service data flow.   | Optional  |
| Service identifier                                 | The identity of the service or service component the service data flow in a rule relates to.   | Optional  |
| Sponsor Identifier                                 | An identifier, provided from the AF, which identifies the Sponsor, used for sponsored flows to correlate measurements from different users for accounting purposes.  | Optional  |
| Application Service Provider Identifier            | An identifier, provided from the AF, which identifies the Application Service Provider, used for sponsored flows to correlate measurements from different users for accounting purposes.   | Optional  |
| Charging method                                    | Indicates the required charging method for the PCC rule.<br>Values: online or offline or none.   | Optional  |
| Service Data flow handling while requesting credit | Indicates whether the service data flow is allowed to start while the SMF is waiting for the response to the credit request.<br>Only applicable for charging method online.  | Optional  |
| Measurement method                                 | Indicates whether the service data flow data volume, duration, combined volume/duration or event shall be measured.<br>This is applicable to reporting, if the charging method is online or offline.<br>Note: Event based charging is only applicable to predefined PCC rules and PCC rules used for application detection filter (i.e. with an application identifier). | Optional  |
| Application Function Record Information            | An identifier, provided from the AF, correlating the measurement for the Charging key/Service identifier values in this PCC rule with application level reports.   | Optional  |
| Service identifier level reporting                 | Indicates that separate usage reports shall be generated for this Service identifier.<br>Values: mandated or not required.   | Optional  |
| <b>Policy control</b>                              |  |           |
| 5QI  | Identifier for the authorized QoS parameters for the service data flow.  | Mandatory |
| ARP  | The Allocation and Retention Priority for the service data flow consisting of the priority level, the pre-emption capability and the pre-emption vulnerability.  | Mandatory |
| Gate status  | The gate status indicates whether the service data flow, detected by the service data flow template, may pass (Gate is open) or shall be discarded (Gate is closed).   | Optional  |
| QoS Notification Control (QNC)                     | Indicates whether notifications are requested from 3GPP NG-RAN when the GFBR can no longer (or again) be guaranteed for a QoS Flow during the lifetime of the QoS Flow.  | Optional  |
| Reflective QoS Control                             | Indicates to apply reflective QoS for the SDF.   | Optional  |
| MBR (UL/DL)  | The uplink/downlink maximum bitrate authorized for the service data flow.  | Optional  |
| GBR (UL/DL)  | The uplink/downlink guaranteed bitrate authorized for the service data flow.   | Optional  |
| UL sharing indication                              | Indicates resource sharing in uplink direction with service data flows having the same value in their PCC rule.  | Optional  |
| DL sharing indication                              | Indicates resource sharing in downlink direction with service data flows having the same value in their PCC rule.  | Optional  |
| Redirect   | Redirect state of the service data flow (enabled/disabled).  | Optional  |
| Redirect Destination                               | Controlled Address to which the service data flow is redirected when redirect is enabled.  | Optional  |

|   |  |          |
|---|--|----------|
| Bind to default QoS Flow                                  | Indicates that the dynamic PCC rule shall always have its binding with the default QoS Flow.   | Optional |
| Priority Level  | Indicates a priority in scheduling resources among QoS Flows.  | Optional |
| Averaging Window  | Represents the duration over which the guaranteed and maximum bitrate shall be calculated.   | Optional |
| Maximum Data Burst Volume                                 | Denotes the largest amount of data that is required to be transferred within a period of 5G-AN PDB.  | Optional |
| <b>Access Network Information Reporting</b>               |  |          |
| User Location Required                                    | The serving cell of the UE is to be reported. When the corresponding QoS flow is deactivated, and if available, information on when the UE was last known to be in that location is also to be reported.   | Optional |
| UE Timezone Required                                      | The time zone of the UE is to be reported.   | Optional |
| <b>Usage Monitoring Control</b>                           |  |          |
| Monitoring key  | The PCF uses the monitoring key to group services that share a common allowed usage.   | Optional |
| Indication of exclusion from session level monitoring     | Indicates that the service data flow shall be excluded from PDU Session usage monitoring.  | Optional |
| <b>N6-LAN Traffic Steering Enforcement Control</b>        |  |          |
| Traffic steering policy identifier(s)                     | Reference to a pre-configured traffic steering policy at the SMF.  | Optional |
| <b>AF influenced Traffic Steering Enforcement Control</b> |  |          |
| Data Network Access Identifier                            | Identifier of the target Data Network Access.  | Optional |
| Per DNAI: Traffic steering policy identifier              | Reference to a pre-configured traffic steering policy at the SMF.  | Optional |
| Per DNAI: N6 traffic routing information                  | Describes the information necessary for traffic steering to the DNAI.  | Optional |
| Information on AF subscription to UP path changes events  | Indicates whether a notification in case of UP path change is requested, as well as the destination(s) for where to provide the notification.  | Optional |
| Indication of traffic correlation                         | Indicates that the target PDU Sessions should be correlated via a common DNAI in the user plane.   | Optional |
| <b>RAN support information</b>                            |  |          |
| UL Maximum Packet Loss Rate                               | The maximum rate for lost packets that can be tolerated in the uplink direction for the service data flow.   | Optional |
| DL Maximum Packet Loss Rate                               | The maximum rate for lost packets that can be tolerated in the downlink direction for the service data flow.   | Optional |
| <b>MA PDU Session Control</b>                             |  |          |
| Application descriptors                                   | Identifies the application traffic to apply the Steering functionality and the Steering mode.  | Optional |
| Steering Functionality                                    | Indicates the applicable traffic steering functionality.   | Optional |
| Steering mode (UL/DL)                                     | Indicates the UL and/or DL traffic distribution rules between the 3GPP and Non-3GPP accesses together with associated parameters (when applicable) for the traffic matching the service data flow.   | Optional |
| Charging for Non-3GPP access                              | Indicates parameters used for charging packets carried via Non-3GPP access for a MA PDU Session. The same set of parameters as for the Charging information above applies. If a parameter is not included here, the value provided in the Charging information above applies.                            | Optional |
| Usage Monitoring for Non-3GPP access                      | Indicates parameters used to monitor usage of the packets carried via Non-3GPP access for a MA PDU Session. The same set of parameters as for the Usage Monitoring information above applies. If a parameter is not included here, the value provided in the Usage Monitoring information above applies. | Optional |
| <b>IPTV (NOTE 1)</b>                                      |  |          |
| IP Multicast traffic control information                  | Indicates whether the service data flow, corresponding to the service data flow template, is allowed or not allowed.   | Optional |
| <b>QoS Monitoring for URLLC</b>                           |  |          |
| QoS parameter(s) to be measured                           | UL packet delay, DL packet delay or round trip packet delay.   | Optional |
| Reporting frequency                                       | Defines the frequency for the reporting, such as event triggered, periodic, or when the PDU Session is released.   | Optional |
| Target of reporting                                       | Defines the target of the QoS Monitoring reports, it can be either the PCF or the AF, decided by the PCF.  | Optional |
| <b>Alternative QoS Parameter Sets (NOTE 2)</b>            |  |          |
| 5QI   | The 5QI in this Alternative QoS Parameter Set.   | Optional |

|  |  |          |
|--|--|----------|
| MBR (UL/DL)  | The uplink/downlink maximum bitrate authorized for the service data flow in this Alternative QoS Parameter Set.    | Optional |
| GBR (UL/DL)  | The uplink/downlink guaranteed bitrate authorized for the service data flow in this Alternative QoS Parameter Set. | Optional |
| <b>TSN TSCAI Input container</b>   |  |          |
| Burst Arrival Time   | Indicates the burst arrival time in reference to TSN GM and ingress port.  | Optional |
| Periodicity  | The time period (in reference to TSN GM) between start of two bursts.  | Optional |
| Flow Direction   | Direction of the flow.   | Optional |
| NOTE 1: Only applicable to the 5G-RG connecting to the 5GC via NG-RAN as defined in Annex C. |  |          |
| NOTE 2: Only applicable for GBR service data flow with QoS Notification Control enabled.     |  |          |

The above information is organized into a set of decision data objects as defined in subclause 4.1.4.4. The exact encoding of PCC rules is defined in subclause 5.6.2.6.

#### 4.1.4.2.2 PCC rules operation

For dynamic PCC rules, the following applies:

- Installation: to provision the PCC rules.
- Modification: to modify the PCC rules.
- Removal: to remove the PCC rules.

For predefined PCC rules, the following operations are available:

- Activation: to activate the PCC rules.
- Deactivation: to deactivate the PCC rules.

#### 4.1.4.3 Session rule

##### 4.1.4.3.1 Session rules definition

A session rule consists of policy information elements associated with PDU session. The encoding of the SessionRule data type is defined in subclause 5.6.2.7.

A session rule may include:

- Session Rule ID;
- Authorized Session AMBR;
- Authorized Default QoS;
- Reference to Usage Monitoring Data;
- Reference to Usage Monitoring Data for Non-3GPP access of MA PDU session; and
- Reference to Condition Data.

##### 4.1.4.3.2 Session rules operation

For Session rules, the following applies:

- Installation: to provision the session rules.
- Modification: to modify the session rules.
- Removal: to remove the session rules.

#### 4.1.4.4 Policy Decision types

##### 4.1.4.4.1 General

A policy decision is a grouping of cohesive information elements describing a specific type of decision, e.g. QoS, Charging data, etc. A policy decision can be linked to one or more PCC rules or one or more Session rules. A PCC rule or session rule can at most refer to one instance of the policy decision for each type.

The following types of policy decision are defined:

- Traffic control data;
- QoS data;
- Charging data;
- Usage Monitoring data; and
- QoS Monitoring data.

##### 4.1.4.4.2 Traffic control data definition

Traffic control data defines how traffic data flows associated with a rule are treated (e.g. blocked, redirected). The traffic control data encoding table is defined in subclause 5.6.2.10.

Traffic control data shall include:

- Traffic Control Data ID.

Traffic control data may include:

- Flow status;
- Redirect Information;
- Mute Notification;
- Traffic Steering Policy ID UL;
- Traffic Steering Policy ID DL;
- Routing requirements;
- UP path change event subscription from the AF;
- Indication of traffic correlation;
- Access Traffic Steering Functionality;
- Access Traffic Steering Mode DL;
- Access Traffic Steering Mode UL; and
- Multicast Access Control.

##### 4.1.4.4.3 QoS data definition

QoS data defines QoS parameters (e.g. bitrates) associated with a rule. The QoS data encoding table is defined in subclause 5.6.2.8.

QoS data shall include:

- QoS Data ID;

QoS data may include:

- 5QI;
- ARP;
- QNC;
- Maximum Packet Loss Rate UL;
- Maximum Packet Loss Rate DL;
- Maximum Bit Rate UL;
- Maximum Bit Rate DL;
- Guaranteed Bit Rate UL;
- Guaranteed Bit Rate DL;
- 5QI Priority Level;
- Averaging window;
- Maximum Data Burst Volume;
- Bound to default QoS flow indication;
- Resource Sharing Key UL;
- Resource Sharing Key DL; and
- Reflective QoS attribute.

NOTE: Either 5QI and ARP combination or Bound to default QoS flow indication is provided.

#### 4.1.4.4.4 Charging data definition

Charging data defines charging related parameters (e.g. rating group) associated with a rule. The charging data encoding table is defined in subclause 5.6.2.11.

Charging data shall include:

- Charging Data ID;
- Rating Group.

Charging data may include:

- Metering Method;
- Charging Method;
- Service Data flow handling while requesting credit;
- Reporting Level;
- Service ID;
- Sponsor ID;
- Application Service Provider ID; and
- AF Charging ID.

#### 4.1.4.4.5 UsageMonitoring data definition

UsageMonitoring data defines usage monitoring information associated with a rule. The UsageMonitoring data encoding table is defined in subclause 5.6.2.12.



Usage Monitoring Data shall include:

- Usage Monitoring ID.

Usage Monitoring Data may include:

- Volume Threshold;
- Volume Threshold UL;
- Volume Threshold DL;
- Time Threshold;
- Monitoring Time;
- Next Volume Threshold;
- Next Volume Threshold UL;
- Next Volume Threshold DL;
- Next Time Threshold;
- Inactivity Time; and
- PCC rule identifier(s) corresponding to the service data flow(s) which needs to be excluded from PDU session level usage monitoring.

#### 4.1.4.4.6 QoS Monitoring data definition

QoS Monitoring data defines QoS Monitoring related parameters (e.g. request QoS monitoring parameter to be measured) associated with a rule. The QoS Monitoring data encoding table is defined in subclause 5.6.2.40.

QoS Monitoring data shall include:

- QoS Monitoring Data ID;
- requested QoS monitoring parameters to be measured;
- reporting frequency.

QoS monitoring data may include:

- reporting thresholds;
- wait time;
- reporting period; and/or
- target of reporting.

### 4.1.5 Policy control request trigger

Policy control request trigger is a condition when the SMF shall interact again with PCF for further policy decision of a PDU session.

The policy control request trigger is designed as an Enumeration type defined in the subclause 5.6.3.6.

The PCF can provide an array of policy control request triggers in policy decision to subscribe the triggers in SMF.

When SMF interacts with PCF due to the triggering of the policy control request triggers, the SMF shall send the related attributes that have changed together with the corresponding triggers.

## 4.1.6 Requested rule data

Requested rule data consists of requested information by the PCF associated with one or more PCC rules.

The requested rule data is designed as a subresource of the policy decision within an attribute called "lastReqRuleData". The PCF only records the last requested rule data.

When requesting rule data, the PCF shall include the types of data requested for the rules within the "reqData" array of the "lastReqRuleData" and shall also provide the corresponding policy control request triggers if the triggers are not yet set.

The encoding of the requested rule data is further specified in subclause 5.6.2.24.

When the SMF receives the requested rule data, the SMF shall report the corresponding information to the PCF for the associated PCC rule(s).

## 4.1.7 Requested usage data

Requested Usage data consists of requested usage reports by the PCF for one or more instances of Usage Monitoring data decision.

The requested usage data is designed as a sub resource of the policy decision within an attribute called "lastReqUsageCtlData". The PCF only records the last requested usage data.

The encoding of the requested usage data is further specified in subclause 5.6.2.25.

When the SMF receives the requested usage data, the SMF shall report the corresponding accumulated usage to the PCF for the corresponding Usage Monitoring data decision(s). The requested usage data shall not be valid for the Usage Monitoring data decision(s) after the reporting.

## 4.1.8 Condition data

Condition data defines the condition(s) where the PCC rules or session rules are applicable and/or not applicable. The condition data encoding is defined in subclause 5.6.2.9.

Condition data shall include:

- Condition Data ID.

Condition data may include:

- Activation Time;
- Deactivation Time;
- Access Type; and
- RAT Type

NOTE: Access type and RAT type are only applicable to the session rule.

## 4.2 Service Operations

### 4.2.1 Introduction

The service operations defined for Npcf\_SMPolicyControl are shown in table 4.2.1-1.

**Table 4.2.1-1: Npcf\_SMPolicyControl Operations**

| Service Operation Name            | Description  | Initiated by      |
|-----------------------------------|--|-------------------|
| Npcf_SMPolicyControl_Create       | Request to create an SM Policy Association with the PCF to receive the policy for a PDU session.   | NF consumer (SMF) |
| Npcf_SMPolicyControl_Update       | Request to update the SM Policy association with the PCF to receive the updated policy when Policy Control Request Trigger condition is met. | NF consumer (SMF) |
| Npcf_SMPolicyControl_UpdateNotify | Update and/or delete the PCC rule(s) PDU session related policy context at the SMF and Policy Control Request Trigger information.           | PCF               |
| Npcf_SMPolicyControl_Delete       | Request to delete the SM Policy Association and the associated resources.  | NF consumer (SMF) |

## 4.2.2 Npcf\_SMPolicyControl\_Create Service Operation

### 4.2.2.1 General

The Npcf\_SMPolicyControl\_Create service operation provides means for the SMF to request the creation of a corresponding SM Policy Association with PCF.

The Session Management procedures of the SMF and related to policies are defined in 3GPP TS 23.501 [2], 3GPP TS 23.502 [3] and 3GPP TS 23.503 [6].

The following procedures using the Npcf\_SMPolicyControl\_Create service operation are supported:

- Request of creation of a corresponding SM Policy Association with PCF.
- Provisioning of PCC rules.
- Provisioning of policy control request triggers.
- Provisioning of charging related information for PDU session.
- Provisioning of revalidation time.
- Policy provisioning and enforcement of authorized AMBR per PDU session.
- Policy provisioning and enforcement of authorized default QoS.
- Provisioning of PCC rule for Application Detection and Control.
- 3GPP PS Data Off Support.
- IMS Emergency Session Support.
- Request Usage Monitoring Control.
- Access Network Charging Identifier report.
- Request for the successful resource allocation notification.
- Provisioning of IP Index Information.
- Negotiation of the QoS flow for IMS signalling.
- PCF resource cleanup.
- Access traffic steering, switching and splitting support.
- DNN Selection Mode Support.
- Detection of TSN related SM Policy Association.

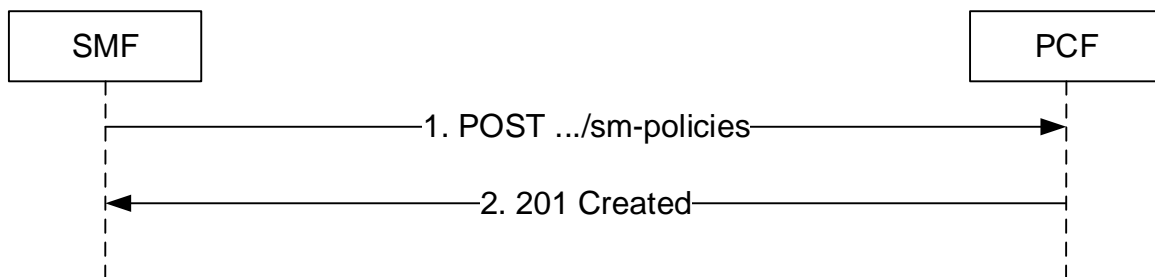
When the EMDBV feature defined in subclause 5.8 is supported by both the PCF and the SMF, the PCF shall use the `extMaxDataBurstVol` attribute instead of the `maxDataBurstVol` attribute to signal maximum data burst volume values higher than 4095 Bytes.

When the EMDBV feature is supported by the PCF but not supported by SMF and the PCF needs to signal maximum data burst volume values higher than 4095 Bytes, the PCF shall use the `maxDataBurstVol` attribute set to 4095 Bytes.

For values lower than or equal to 4095 Bytes, the PCF shall use the `maxDataBurstVol` attribute.

NOTE: Maximum data burst volume values are sent by the PCF in responses to the SMF or in an SM Policy Association Update request i.e. after feature negotiation, so the PCF knows whether the SMF supports the EMDBV feature.

#### 4.2.2.2 SM Policy Association establishment



**Figure 4.2.2.2-1: SM Policy Association establishment**

When the SMF receives the `Nsmf_PDUSession_CreateSMContext` Request as defined in subclause 5.2.2.2 of 3GPP TS 29.502 [22], if the SMF was requested not to interact with the PCF, the SMF shall not interact with the PCF; otherwise, the SMF shall send the POST method as step 1 of the figure 4.2.2.2-1 to request to create an "Individual SM Policy".

NOTE 1: The decision to not interact with PCF applies for the life time of the PDU session.

NOTE 2: The indicator to not interact with PCF is configured in the UDM. It is delivered by the UDM to the SMF within the Charging Characteristics using the Session Management Subscription Data Retrieval service operation as described in 3GPP TS 29.503 [34]. The indicator is operator specific, therefore it can only be used in non-roaming and home routed roaming cases.

The SMF shall include `SmPolicyContextData` data structure in the payload body of the HTTP POST to request a creation of representation of the "Individual SM Policy" resource. The "Individual SM Policy" resource is created as described below.

The SMF shall include (if available) in `SmPolicyContextData` data structure:

- SUPI of the user within the "supi" attribute;
- PDU Session Id within the "pduSessionId" attribute;
- DNN within the "dnn" attribute;
- DNN selection mode within the "dnnSelMode" attribute if the "DNNSelectionMode" feature is supported;
- URL identifying the recipient of SM policies update notification within the "notificationUri" attribute;
- PDU Session Type within the "pduSessionType" attribute;
- PEI within the "pei" attribute;
- Internal Group Id(s) within the "interGrpIds" attribute;
- type of access within the "accessType" attribute;
- type of the radio access technology within the "ratType" attribute;

- the combination of additional access type and RAT type within the "addAccessInfo" attribute if the ATSSS feature is supported;
- the UE Ipv4 address within the "ipv4Address" attribute and/or the UE Ipv6 prefix within the "ipv6AddressPrefix" attribute;
- the UE time zone information within "ueTimeZone" attribute;
- the UDM subscribed Session-AMBR or, if the "DN-Authorization" feature is supported, the DN-AAA authorized Session-AMBR within "subsSessAmbr" attribute;

NOTE 3: When both, the UDM subscribed Session-AMBR and the DN-AAA authorized Session-AMBR are available in the SMF, the SMF includes the DN-AAA authorized Session-AMBR.

- if the "DN-Authorization" feature is supported, the DN-AAA authorization profile index within the "authProfIndex" attribute;
- subscribed Default QoS Information within "subsDefQos" attribute;
- the number of supported packet filters for signalled QoS rules within the "numOfPackFilter";
- the online charging status within "online" attribute;
- the offline charging status within "offline" attribute;
- the charging characteristics within "chargingCharacteristics" attribute;
- access network charging identifier within the "accNetChId" attribute;
- the address of the network entity performing charging within the "chargEntityAddr" attribute;
- 3GPP PS data off status within the "3gppPsDataOffStatus" attribute;
- indication of UE supporting reflective QoS within the "refQosIndication" attribute;
- user location information within the "userLocationInfo" attribute;
- the S-NSSAI corresponding to the network slice the PDU session is allocated within the "sliceInfo" attribute;
- the QoS flow usage required of the default QoS flow within the "qosFlowUsage" attribute;
- the MA PDU session indication within the "maPduInd" attribute if the "ATSSS" feature is supported;
- the ATSSS capability within the "atsssCapab" attribute if the "ATSSS" feature is supported;
- identifier of the serving network, for SNPN also including the NID, within the "servingNetwork" attribute;
- one or more framed routes within the "ipv4FrameRouteList" attribute for IPv4 and/or one or more framed routes within the "ipv6FrameRouteList" attribute.

NOTE 4: When both, the UDM subscribed framed routes and the DN-AAA authorized framed routes are available in the SMF, the SMF includes the DN-AAA authorized framed routes. If the UDM or DN-AAA updates the framed routes during the lifetime of the PDU Session, the SMF releases the PDU Session as defined in subclause 4.2.2.3.

- serving network function identifier within the "servNfId" attribute; and
- trace control and configuration parameters information encoded as "traceReq" attribute.

The SMF may include in "SmPolicyContextData" data structure the IPv4 address domain identity within the "ipDomain" attribute.

NOTE 4: The "ipDomain" attribute is helpful when within a network slice instance, there are several separate IP address domains, with SMF/UPF(s) that allocate IPv4 IP addresses out of the same private address range to UE PDU Sessions. The same IP address can thus be allocated to UE PDU sessions served by SMF/UPFs in different IPv4 address domains. If one PCF controls several SMF/UPFs in different IP address domains, the UE IP address is thus not sufficient for the AF session binding procedure, as described in 3GPP TS 29.514 [17]. The SMF assists the PCF in the session binding supplying an "ipDomain" attribute denoting the IPv4 address domain identity of the allocated UE IPv4 address.

When the PCF receives the HTTP POST request from the SMF, the PCF shall make an authorization based on the information received from the SMF and, if available, AMF, CHF, AF, UDR, NWDAF and operator policy pre-configured at the PCF. If the authorization is successful, the PCF shall create a new resource, which represents "Individual SM Policy", addressed by a URI as defined in subclause 5.3.3.2 and contains a PCF created resource identifier. The PCF shall respond to the SMF with a 201 Created message, including:

- Location header field containing the URI for the created resource; and
- a response body providing session management related policies, e.g. provisioning of PCC rules as defined in subclause 4.2.6.2, provisioning of policy control request triggers as defined in subclause 4.2.6.4.

The SMF shall use the URI received in the Location header in subsequent requests to the PCF to refer to the "Individual SM Policy".

If the PCF received a "traceReq" attribute, it shall perform trace procedures as defined in 3GPP TS 32.422 [24].

If errors occur when processing the HTTP POST request, the PCF shall apply error handling procedures as specified in subclause 5.7.

If the user information received within the "supi" attribute is unknown, the PCF shall reject the request and include in an HTTP "400 Bad Request" response message the "cause" attribute of the ProblemDetails data structure set to "USER\_UNKNOWN".

If the PCF is, due to incomplete, erroneous or missing information (e.g. QoS, RAT type, subscriber information) not able to provision a policy decision as response to the request for PCC rules by the SMF, the PCF may reject the request and include in an HTTP "400 Bad Request" response message the "cause" attribute of the ProblemDetails data structure set to "ERROR\_INITIAL\_PARAMETERS".

If the PCF, based on local configuration and/or operator policies, denies the creation of the Individual SM Policy resource, the PCF may reject the request and include in an HTTP "403 Forbidden" response message the "cause" attribute of the ProblemDetails data structure set to "POLICY\_CONTEXT\_DENIED". Based on configured failure action, the SMF at reception of this error code may reject the PDU session establishment or allow the PDU session establishment applying local policies.

If the SMF receives HTTP response with these codes, the SMF shall reject the PDU session establishment that initiated the HTTP POST Request.

If the "SamePcf" feature as defined in subclause 5.8 is supported, when the PCF determines that the same PCF shall be selected for the SM Policy associations to the same UE ID, S-NSSAI and DNN combination in the non-roaming or home-routed scenario, the PCF shall request the BSF to check if there is an existing PCF binding information for the same UE ID, S-NSSAI and DNN combination as defined in subclause 4.2.2.2 of 3GPP TS 29.521 [39]. If the PCF receives the "403 Forbidden" status code with the "cause" attribute of the ProblemDetails data structure set to "EXISTING\_BINDING\_INFO\_FOUND" and the FQDN or the description of IP endpoints hosting Npcf\_SMPolicyControl service of the existing PCF binding information from the BSF within the "pcfSmFqdn" attribute or "pcfSmIpEndPoints" attribute of BindingResp data structure respectively as defined in subclause 4.2.2.2 of 3GPP TS 29.521 [39], the PCF shall reply with an HTTP "308 Permanent Redirect" error response and the Location header containing the URI with the FQDN or IP endpoint as {apiRoot} defined in subclause 5.3.2.2 to the SMF. Upon reception of the response, the SMF shall initiate a new HTTP POST request to the returned URI.

The forwarding of the Origination Time Stamp parameter shall apply as described hereafter, if the SMF supports the detection and handling of late arriving requests as specified in subclause 5.2.3.3 of 3GPP TS 29.502 [22] and the procedure is enabled by the operator. If the SMF receives a request to create an SM Context or a PDU session context, which includes the 3gpp-Sbi-Origination-Timestamp header as defined in subclause 5.2.3.2, the SMF shall forward this header to the PCF as HTTP custom header. See also subclause 4.2.7 for the handling at the PCF, when the PCF receives the 3gpp-Sbi-Origination-Timestamp header.

### 4.2.2.3 Provisioning of charging related information for PDU session

#### 4.2.2.3.1 Provisioning of Charging Addresses

The PCF may provide the CHF address(es), CHF instance ID(s) and CHF set ID(s) as charging information to the SMF during the initial interaction with the SMF defining the charging function respectively based on the operator policy. In this case, the PCF may retrieve the CHF address(es) as follows and possible associated CHF instance ID(s) and CHF set ID(s):

- receives it from the UDR as part of the Policy Data Subscription information as defined in subclause 5.2.10 of 3GPP TS 29.519 [15].
- locally configured in the PCF based on operator policies.
- discovers using NRF as described in subclause 6.1 of 3GPP TS 32.290 [30].

In order to provision the CHF information to the SMF, the PCF shall include the "chargingInfo" attribute containing the charging information within the SmPolicyDecision data structure. Within the ChargingInformation data structure, both primary CHF address within a "primaryChfAddress" attribute and secondary CHF address within a "secondaryChfAddress" attribute shall be provided simultaneously. Primary and secondary CHF addresses may be complemented by associated CHF instance ID(s) within the "primaryChfInstanceId" and "secondaryChfInstanceId" attribute. Primary and secondary CHF addresses may be complemented by associated CHF set ID(s) within the "primaryChfSetId" and "secondaryChfSetId". These shall overwrite any predefined addresses and associated CHF instance ID(s) and CHF set ID(s) at the SMF. Provisioning charging information without PCC rules for charged service data flows shall not be considered as an error since such PCC rules may be provided later. If the PCF has provided the CHF address, it shall not modify the charging information in subsequent interactions.

If no charging information is provisioned by the PCF, the SMF shall use the charging information obtained via one of the following procedures with this precedence (highest to lowest) order (see 3GPP TS 32.255 [35], subclause 5.1.8):

1. UDM provided charging characteristics.
2. NRF based discovery.
3. SMF locally configured charging characteristics.

#### 4.2.2.3.2 Provisioning of Default Charging Method

The default charging method indicates what charging method shall be used for every PCC rule where the charging method is omitted within the PCC rule. The SMF may have a pre-configured default charging method.

Upon the initial interaction with the PCF, the SMF shall provide the pre-configured default charging method, if available, within the "offline" attribute and/or "online" attribute embedded directly within the SmPolicyContextData data structure of HTTP POST message to the PCF.

The PCF may provide the default charging method which applies to the PDU session. In order to do so, if offline charging applies, the PCF shall include the "offline" attribute set to "true" within the SmPolicyDecision data structure, or if online charging applies, the PCF shall include the "online" attribute set to "true" within the SmPolicyDecision data structure in the response of HTTP POST message. The default charging method provided by the PCF shall overwrite any predefined default charging method at the SMF. If the PCF has provided the default charging method, it shall not modify the default charging method in subsequent interactions.

NOTE: It is possible that there is no default charging method applied to a PDU session.

#### 4.2.2.4 Provisioning of revalidation time

The PCF may within the SmPolicyDecision data structure provide the revalidation time within the "revalidationTime" attribute and the RE\_TIMEOUT policy control request trigger within the "policyCtrlReqTriggers" attribute to instruct the SMF to trigger a PCF interaction to request PCC rule from the PCF.

The SMF shall start the timer based on the revalidation time and shall send the PCC rule request before the indicated revalidation time.

#### 4.2.2.5 Policy provisioning and enforcement of authorized AMBR per PDU session

The SMF may include either the UDM subscribed AMBR or, if the "DN-Authorization" feature is supported, the DN-AAA authorized AMBR per PDU session with the "subsSessAmbr" attribute within the SmPolicyContextData data structure as defined in subclause 4.2.2.2. When both, the UDM subscribed Session-AMBR and the DN-AAA authorized Session-AMBR are available in the SMF, the DN-AAA authorized Session-AMBR shall take precedence over the UDM subscribed Session-AMBR.

The PCF shall authorize the session AMBR based on the operator's policy and provision the authorized session AMBR to the SMF in the response of the message as defined in subclauses 4.2.6.3.1 and 4.2.6.3.2.

Upon receiving the authorized session AMBR from the PCF, the SMF shall apply the corresponding procedures towards the access network, the UE and the UPF for the enforcement of the AMBR per PDU session.

#### 4.2.2.6 Policy provisioning and enforcement of authorized default QoS

During the PDU session establishment as defined in subclause 4.2.2.2, the SMF may include the subscribed default QoS with the "subsDefQos" attribute. The PCF shall provision the authorized default QoS to the SMF in the response of the message as defined in subclauses 4.2.6.3.1 and 4.2.6.3.2.

Upon receiving the authorized default QoS, the SMF enforces it which may lead to the change of the subscribed default QoS. The SMF shall apply the corresponding procedures towards the access network, the UE and the UPF for the enforcement of the authorized default QoS.

NOTE 1: If dynamic PCC is not deployed, the SMF can have a DNN based configuration to enable the establishment of a GBR resource type default QoS flow. This configuration contains a standardized GBR 5QI as well as GFBR and MFBR for UL and DL.

NOTE 2: GBR resource type is not applicable to the default QoS flow of the PDU session which is interworking with EPS.

#### 4.2.2.7 Provisioning of PCC rule for Application Detection and Control

If the ADC feature is supported, and the user subscription indicates that the application detection and control is required, the PCF may provision PCC rule for application detection and control as defined in subclause 4.2.6.2.11 in the response message.

If the SMF receives the PCC rule for application detection and control, the SMF shall instruct the UPF as defined in 3GPP TS 29.244 [13] to detect the application traffic.

#### 4.2.2.8 3GPP PS Data Off Support

When the 3GPP-PS-Data-Off feature as defined in subclause 5.8 is supported, and if the SMF is informed that the 3GPP PS Data Off status of the UE is set to active during the establishment of a PDU session over 3GPP access and/or non-3GPP access, it shall include the "3gppPsDataOffStatus" attribute set to true within the SmPolicyContextData data structure in the HTTP POST message as defined in subclause 4.2.2.2.

If the PCF receives that HTTP POST message with a "3gppPsDataOffStatus" set to true as above and the access type of the PDU session indicated as "3GPP\_ACCESS", the PCF shall configure the SMF to block any downlink and optionally uplink IP flows not relating to a service within the list of 3GPP PS Data Off Exempt Services, for instance by not installing any related dynamic PCC rule(s) or by not activating related predefined PCC rule(s) such as PCC rule(s) with wild-carded service data flow filters. The PCF may also, subject to its normal policies, provide the PCC rule for service(s) from the list of 3GPP PS Data Off Exempt Service as defined in subclause 4.2.6.2.1.

The PCF shall subscribe to "AC\_TY\_CH" policy control request trigger with the SMF as defined in subclause 4.2.6.4 to support this feature if the PCF determines the UE is allowed to access the non-3GPP access.

NOTE 1: The PCF can be configured with a list of 3GPP PS Data Off Exempt Services per DNN and S-NSSAI. The list of 3GPP PS Data Off Exempt Services for an DNN and S-NSSAI can also be empty, or can allow for any service within that DNN and S-NSSAI, according to operator policy.



NOTE 2: For the PDU session used for IMS services, the 3GPP Data Off Exempt Services are enforced in the IMS domain as specified 3GPP TS 23.228 [16]. Policies configured in the PCF need to ensure that IMS services are allowed when the 3GPP Data Off status of the UE is set to activated, e.g. by treating any service within a well-known IMS DNN as 3GPP PS Data Off Exempt Services.

NOTE 2: The packets transferred over the non-3GPP access are unaffected by the 3GPP PS Data Off functionality.

If the "ATSSS" feature as defined in subclause 5.8 is supported, and the PCF receives in the SmPolicyContextData data structure the "maPduInd" attribute, the "3gppPsDataOffStatus" attribute set to true and "accessType" attribute or the "addAccInfo" attribute is set to "3GPP\_ACCESS", the PCF shall configure the SMF in such a way that:

- packets for services belonging to the 3GPP PS Data Off Exempt services are forwarded over 3GPP access and non-3GPP access as indicated by the policy for ATSSS Control, as specified in subclause 4.2.6.2.17.
- for downlink and optionally uplink flows not related to a service within the list of 3GPP PS Data Off Exempt services, the PCF may configure the SMF to handle the traffic only in the non-3GPP access, if available, by providing the corresponding ATSSS policy within the PCC rule as specified in subclause 4.2.6.2.17.

#### 4.2.2.9 IMS Emergency Session Support

A SMF that requests PCC Rules at PDU Session Establishment shall send an HTTP POST message as defined in subclause 4.2.2.2 and the "dnn" attribute including the Emergency DNN. The SMF may include the SUPI within the "supi" attribute and if the SUPI is not available, the SMF shall include the PEI within the "pei". The SMF may include the rest of the attributes described in subclause 4.2.2.2. The SMF may also include the GPSI if available within the "gpsi" attribute.

The PCF shall detect that a PDU session is restricted to IMS Emergency services when the HTTP POST message is received and the "dnn" attribute includes a data network identifier that matches one of the Emergency DNs from the configurable list. The PCF:

- shall provision PCC Rules restricting the access to Emergency Services (e.g. P-CSCF(s), DHCP(s) and DNS (s) and SUPL(s) addresses) as required by local operator policies in a response message according to the procedures described in subclause 4.2.6.
- may provision the authorized QoS that applies to the default QoS flow within the "authDefQos" attribute of a session rule according to the procedures described in subclause 4.2.3.6 except for obtaining the authorized QoS upon interaction with the UDR. The value for the "priorityLevel" attribute shall be assigned as required by local operator policies (e.g. if an IMS Emergency session is prioritized the "priorityLevel" attribute may contain a value that is reserved for an operator domain use of IMS Emergency sessions). If the "accessType" attribute is assigned to "3GPP\_ACCESS" the values for "preemptCap" attribute and the "preemptVuln" attribute shall be assigned as required by local operator policies.
- may provision the authorized session AMBR in the response message according to the procedures described in subclause 4.2.3.5.

When the SMF detects that the provisioning of PCC Rules failed, the PCC rule error handling procedure shall be performed.

#### 4.2.2.10 Request Usage Monitoring Control

If the UMC as defined in subclause 5.8 is support, the PCF may provision the usage monitoring control policy to the SMF as defined in subclause 4.2.6.5.3.

#### 4.2.2.11 Access Network Charging Identifier report

During the PDU session establishment, the SMF may provide the access network charging identifier information within the "accNetChId" attribute. Within the AccNetChId data structure, the SMF shall include the "accNetChIdValue" containing the Access Network Charging Identifier for the default QoS flow and the "sessionChScope" attribute set to true if the Access Network Charging Identifier is applied to the whole PDU session. The SMF may provide the address of the network entity performing charging within the "chargEntityAddr" attribute.

NOTE: During the PDU Session Establishment no "refPccRuleIds" attribute is provided regardless if the charging identifier applies to the entire PDU session or to the default QoS flow since the PCC Rules are not yet authorized at this stage.

#### 4.2.2.12 Request for the successful resource allocation notification

The PCF may request the SMF to confirm that the resources associated to a PCC rule are successfully allocated as defined in subclause 4.2.6.5.5.

#### 4.2.2.13 Request of Presence Reporting Area Change Report

If the PRA feature as defined in subclause 5.8 is supported, the PCF may provision the Presence Reporting Area Information to the SMF as defined in subclause 4.2.6.5.6.

#### 4.2.2.14 Provisioning of IP Index Information

If the PDU session type received within the "pduSessionType" attribute is "IPv4" or "IPv6" or "IPv4v6", and no corresponding IP address/prefix is received, the PCF may within the SmPolicyDecision data structure include the IP index information within the "ipv4Index" attribute for IPv4 address allocation and/or "ipv6Index" attribute for IPv6 address allocation.

The SMF may use this to assist in selecting how the IP address is to be allocated when multiple allocation methods, or multiple instances of the same method are supported.

#### 4.2.2.15 Negotiation of the QoS flow for IMS signalling

If the SMF includes the "qosFlowUsage" attribute required for the default QoS flow within the SmPolicyContextData data structure during the PDU session establishment procedure, the PCF shall provide the "qosFlowUsage" attribute back in the response with the authorized usage.

If during PDU session establishment procedure, the SMF includes the "IMS\_SIG" value within the "qosFlowUsage" attribute and the PCF accepts that default QoS flow is dedicated to IMS signalling, the PCF shall within the SmPolicyDecision data structure include the "IMS\_SIG" value within the "qosFlowUsage" attribute. In this case, the PCF shall restrict the QoS flow to only be used for IMS signalling as specified in 3GPP TS 23.228 [16] by applying the applicable 5QI for IMS signalling.

If the SMF include the "IMS\_SIG" value within the "qosFlowUsage" attribute of the SmPolicyContextData data structure, but the PCF does not include the "IMS\_SIG" within the "qosFlowUsage" attribute of SmPolicyDecision data structure, the PCC Rules provided by the PCF shall have a 5QI value different from the 5QI value for the IMS signalling.

#### 4.2.2.16 PCF resource cleanup

In the Npcf\_SMPolicyControl\_Create service operation, the SMF as NF service consumer may provide SMF Id in "smfId" attribute and recovery timestamp in "recoveryTime" attribute. The PCF may use the "smfId" attribute to supervise the status of the SMF as described in subclause 5.2 of 3GPP TS 29.510 [29] and perform necessary cleanup upon status change of the SMF later, and/or both the "smfId" attribute and the "recoveryTime" attribute in cleanup procedure as described in subclause 6.4 of 3GPP TS 23.527 [33].

#### 4.2.2.17 Access traffic steering, switching and splitting support

If the SMF supports the "ATSSS" feature defined in subclause 5.8, the SMF shall within the SmPolicyContextData data structure include the ATSSS capability within the "atssCapab" attribute and the MA PDU session Indication within the "maPduInd" attribute as defined in subclause 4.2.2.2.

The SMF determines the ATSSS capability supported for the MA PDU Session based on the ATSSS capabilities provided by the UE and per DNN configuration on SMF, as follows:

- If the SMF receives the UE's ATSSS capabilities "MPTCP functionality with any steering mode and ATSSS-LL functionality with only Active-Standby steering mode" and;

- if the DNN configuration allows both MPTCP and ATSSS-LL with any steering mode, including RTT measurement without using PMF protocol, the SMF shall set the "atsssCapab" attribute to the value "MPTCP\_ATSSS\_LL\_WITH\_ASMODE\_UL", or;
- if the DNN configuration allows both MPTCP and ATSSS-LL with any steering mode, including RTT measurement without using PMF protocol, but the UPF does not support the RTT measurement without using PMF protocol, the SMF shall set the "atsssCapab" attribute to the value "MPTCP\_ATSSS\_LL\_WITH\_EXSDMODE\_DL\_ASMODE\_UL".
- if the DNN configuration allows MPTCP with any steering mode and ATSSS-LL with only Active-Standby steering mode, the SMF shall set the "atsssCapab" attribute to the value "MPTCP\_ATSSS\_LL\_WITH\_ASMODE\_DLUL".
- If the SMF receives the UE's ATSSS capabilities "ATSSS-LL functionality with any steering mode" and the DNN configuration allows ATSSS-LL with any steering mode, the SMF shall set the "atsssCapab" attribute to the value "ATSSS\_LL".
- If the SMF receives the UE's ATSSS capabilities "MPTCP functionality with any steering mode and ATSSS-LL functionality with any steering mode", and the DNN configuration allows both MPTCP and ATSSS-LL with any steering mode, the SMF shall set the "atsssCapab" attribute to the value "MPTCP\_ATSSS\_LL".

If the SMF receives the MA PDU Request Indication from the UE and the SMF determines that the MA PDU session is allowed based on the Session Management subscription data retrieved from the UDM and the operator policy, the SMF shall include the "MA\_PDU\_REQUEST" within the "maPduInd" attribute; otherwise if the SMF receives the MA PDU Network-Upgrade Allowed indication from the UE and the SMF determines that the MA PDU session is allowed based on the Session Management subscription data retrieved from the UDM and the operator policy, the SMF shall include the "MA\_PDU\_NETWORK\_UPGRADE\_ALLOWED" within the "maPduInd" attribute.

If the PCF supports the "ATSSS" feature, the PCF may provide PCC rules and/or session rules of ATSSS policy for the MA PDU session as defined in subclause 4.2.6.2.17 and subclause 4.2.6.3.4; otherwise the PCF shall not provide any PCC rules and/or session rules of ATSSS policy.

#### 4.2.2.18 DNN Selection Mode Support

If the SMF supports the "DNNSelectionMode" feature defined in subclause 5.8, when the SMF receives from the AMF the DNN selection mode, the SMF shall send an HTTP POST message as defined in subclause 4.2.2.2 and shall include the received information in the "dnnSelMode" attribute.

The "dnnSelMode" attribute indicates whether the DNN supplied in the "dnn" attribute is an explicitly subscribed DNN and thus verified by the network against UDM subscription (regardless of it was originally provided by the UE or replaced by the network), or if it is a non-subscribed DNN (and provided by the UE, or replaced by the network).

If the PCF supports the "DNNSelectionMode" feature, when the "dnnSelMode" attribute indicates:

- the DNN is not explicitly subscribed, the PCF may provision PCC rules and Session rules according to the PCF local configuration for the UE provided and/or network provided non-subscribed DNN;
- the DNN is explicitly subscribed and verified by the network against UDM subscription, the PCF proceeds according to existing specified procedures.

#### 4.2.2.19 Detection of TSN related SM Policy Association

When the feature "TimeSensitiveNetworking" is supported, the PCF detects if the Npcf\_SMPolicyControl\_Create request relates to TSC traffic based on the received DNN and S-NSSAI. The PCF then may provide within the SmPolicyDecision data structure the "TSN\_BRIDGE\_INFO" policy control request trigger within the "policyCtrlReqTriggers" attribute to instruct the SMF to trigger a PCF interaction when the trigger is met; i.e., new 5GS Bridge information is available.

## 4.2.3 Npcf\_SMPolicyControl\_UpdateNotify Service Operation

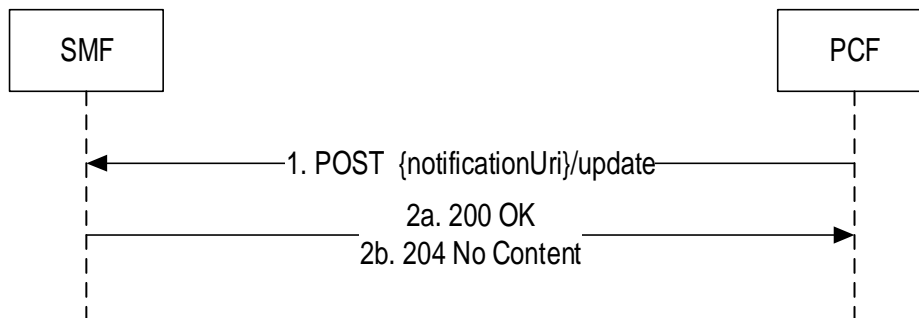
### 4.2.3.1 General

The UpdateNotify service operation provides updated Session Management related policies to the NF service consumer (SMF) or triggers the deletion of the context of SM related policies. The POST method is used for both, update and delete operations.

The following procedures using the Npcf\_SMPolicyControl\_UpdateNotify service operation are supported:

- PCF initiated update of the policies associated with the PDU session.
- PCF initiated deletion of SM Policy Association of a PDU session.
- Provisioning of PCC rules.
- Provisioning of policy control request triggers.
- Provisioning of revalidation time.
- Policy provisioning and enforcement of authorized AMBR per PDU session.
- Policy provisioning and enforcement of authorized default QoS.
- Provisioning of PCC rule for Application Detection and Control.
- 3GPP PS Data Off Support.
- IMS Emergency Session Support.
- Request Access Network Information.
- Request Usage Monitoring Control.
- Request for the result of PCC rule removal.
- Access Network Charging Identifier request.
- Request for the successful resource allocation notification.
- IMS Restoration Support.
- P-CSCF Restoration Enhancement Support.
- Access traffic steering, switching and splitting support.
- Policy provisioning and enforcement of the AF session with required QoS.
- Forwarding of TSN information received from AF.
- Provisioning of TSCAI input information and TSC QoS related data.
- Policy provisioning and enforcement of the AF session with required QoS.
- Policy provisioning of QoS Monitoring to assist URLLC Service.
- Policy decision and condition data error handling.

### 4.2.3.2 SM Policy Association Update request



**Figure 4.2.3.2-1: SM Policy Association Update request**

The PCF may decide to provision policies without obtaining a request from the SMF, e.g. in response to information provided to the PCF via the Rx or N5 reference point, or in response to an internal trigger within the PCF. The PCF shall send a POST request to the NF Service Consumer (SMF) (`../{notificationUri}/update`). The payload body of the message shall contain an `SmPolicyNotification` data structure that contains the representation of the updated policies within the `"smPolicyDecision"` attribute and the resource URI of individual SM Policy related to the notification within the `"resourceUri"` attribute. Detailed procedures related to the provisioning and enforcement of the policy decisions within the `SmPolicyDecision` data structure are contained in subclause 4.2.6.

In case of a successful update of SM policies:

- if the PCF provisioned the policy control request triggers related to access type change, RAT change or location change, a "200 OK" response code and a response body with the corresponding available information in the `"UeCampingRep"` data structure shall be returned in the response;
- otherwise, a "204 No Content" response code shall be returned in the response.

If errors occur when processing the HTTP POST request, the SMF shall apply error handling procedures as specified in subclause 5.7.

If the SMF received one or more PCC rules from the PCF but the validation of all the PCC Rules were unsuccessful, the SMF shall reject the request and include in an HTTP "400 Bad Request" response message the `ErrorReport` data structure. Within the `ErrorReport` data structure, SMF shall include the `"error"` attribute containing the `"cause"` attribute of the `ProblemDetails` data structure set to `"PCC_RULE_EVENT"` or `"PCC_QOS_FLOW_EVENT"` and the `"ruleReports"` attribute to report the PCC rule status of affected PCC rules as defined in subclause 4.2.3.16.

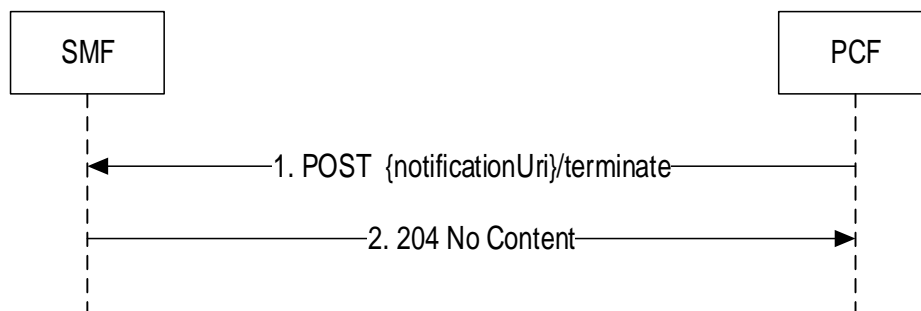
If the `"SessionRuleErrorHandling"` feature is supported and if the SMF received one or more PCC rules and/or session rules from the PCF but the validation of all the PCC Rules and/or session rule were unsuccessful, the SMF shall reject the request and include in an HTTP "400 Bad Request" response message the `ErrorReport` data structure. Within the `ErrorReport` data structure, SMF shall include the `"error"` attribute containing the `"cause"` attribute of the `ProblemDetails` data structure set to `"RULE_PERMANENT_ERROR"` or `"RULE_TEMPORARY_ERROR"` and the `"ruleReports"` attribute to report the PCC rule status of affected PCC rules as defined in subclause 4.2.3.16 and/or the `"sessRuleReports"` attribute to report the session rule status of affected session rules as defined in subclause 4.2.3.20.

If the SMF received one or more PCC rules from the PCF but the validation of some of them were unsuccessful, the SMF shall include an HTTP "200 OK" status code together with one or more `RuleReport` data structure(s) to report the PCC rule status of affected PCC rules as defined in subclause 4.2.3.16 in the `"PartialSuccessReport"` data structure included in the response message. The `"failureCause"` attribute of the `"PartialSuccessReport"` shall be set to `"PCC_RULE_EVENT"` or `"PCC_QOS_FLOW_EVENT"`.

If the `"SessionRuleErrorHandling"` feature is supported and if the SMF received one or more PCC rule and/or session rules from the PCF but the validation of some of them were unsuccessful, the SMF shall include an HTTP "200 OK" status code together with the `"ruleReports"` attribute to report the PCC rule status of affected PCC rules as defined in subclause 4.2.3.16 and/or the `"sessRuleReports"` attribute to report the session rule status of affected session rules as defined in subclause 4.2.3.20 in the `"PartialSuccessReport"` data structure included in the response message. The `"failureCause"` attribute of the `"PartialSuccessReport"` shall be set to `"RULE_PERMANENT_ERROR"` or `"RULE_TEMPORARY_ERROR"`.

If the PCF provisioned policy control request triggers, the SMF may include in the "PartialSuccessReport" data structure the "ueCampingRep" attribute with the corresponding available information. When it is required to report multiple instances of the "PartialSuccessReport" data structure due to different "failureCause" values, the SMF shall use only one instance of the "PartialSuccessReport" data structure to include the ueCampingRep" attribute with the corresponding available information.

#### 4.2.3.3 SM Policy Association termination request



**Figure 4.2.3.3-1: SM Policy Association termination request**

The PCF may request the PDU session termination in the following instances:

- If the PCF decides to terminate a PDU session due to an internal trigger or trigger from the UDR.
- The PCF may also decide to terminate an PDU session upon receiving POST message from the SMF (e.g. when usage quota reached).

The PCF shall send a POST request to the NF Service Consumer (SMF) (./{notificationUri}/terminate) and include the TerminationNotification data structure in the body of the HTTP POST request. Within the TerminationNotification data structure, the PCF shall include the resource URI of the individual SM policy related to the notification within the "resourceUri" attribute and the cause why the PCF requests the termination of the policy association encoded as "cause" attribute.

If the SMF accepted received POST request the SMF shall send "204 No Content" response.

After the successful processing of the HTTP POST request, the SMF shall invoke the Npcf\_SMPolicyControl\_Delete Service Operation defined in subclause 4.2.5 to terminate the policy association and initiate the procedure to terminate the PDU session as defined in 3GPP TS 29.502 [22].

If errors occur when processing the HTTP POST request, the SMF shall apply error handling procedures as specified in subclause 5.7.

#### 4.2.3.4 Provisioning of revalidation time

During the lifetime of the PDU session, within the SmPolicyDecision data structure, the PCF may provide the revalidation time within the "revalidationTime" attribute and the RE\_TIMEOUT policy control request trigger within the "policyCtrlReqTriggers" attribute to instruct the SMF to trigger a PCF interaction to request PCC rule from the PCF if not provided yet. The PCF may also update the revalidation time by including the new value within the "revalidationTime" attribute. The PCF may disable the revalidation function by removing RE\_TIMEOUT policy control request trigger if it has been provided.

If the SMF receives revalidation time or new revalidation time, the SMF shall store the received value and start the timer based on it. Then the SMF shall send the PCC rule request before the indicated revalidation time.

If the RE\_TIMEOUT policy control request trigger is removed, SMF shall stop the timer for revalidation.

#### 4.2.3.5 Policy provisioning and enforcement of authorized AMBR per PDU session

The PCF may modify the authorized session AMBR at any time during the lifetime of the PDU session and provision it to the SMF by invoking the procedure as defined in subclause 4.2.3.2. The PCF shall provision the new authorized session AMBR to the SMF in the response of the message as defined in subclauses 4.2.6.2.1 and 4.2.6.2.2.

Upon receiving the authorized session AMBR, the SMF shall apply the corresponding procedures towards the access network, the UE and the UPF for the enforcement of the AMBR per PDU session.

For UL Classifier or Multi-homing PDU Session, the SMF will provision the policies of session-AMBR for downlink and uplink direction to the UL Classifier/Branching Point functionality and in addition provision the policies of session-AMBR in the downlink direction to all the PDU session anchors as defined in subclause 5.4.4 of 3GPP TS 29.244 [13].

#### 4.2.3.6 Policy provisioning and enforcement of authorized default QoS

The PCF may modify the authorized default QoS during the lifetime of the PDU session and provision it to the SMF by invoking the procedure as defined in subclause 4.2.3.2. The PCF shall provision the authorized default QoS to the SMF in the response of the message as defined in subclauses 4.2.6.3.1 and 4.2.6.3.2.

Upon receiving the authorized default QoS, the SMF enforces it which may lead to the change of the subscribed default QoS. The SMF shall apply the corresponding procedures towards the access network, the UE and the UPF for the enforcement of the authorized default QoS.

#### 4.2.3.7 Provisioning of PCC rule for Application Detection and Control

If the ADC feature is supported, and the user subscription indicates that the application detection and control is required, the PCF may provision PCC rule for application detection and control as defined in subclause 4.2.6.2.11 in the HTTP POST request.

If the SMF receives the PCC rule for application detection and control, the SMF shall instruct the UPF as defined in 3GPP TS 29.244 [13] to detect the application traffic.

#### 4.2.3.8 3GPP PS Data Off Support

When the PCF receives service information from the AF while the 3GPP PS Data Off handling functionality is active as described in subclause 4.2.2.8 or 4.2.4.8, the PCF shall check:

- for a non-MA PDU session, whether the corresponding service is a 3GPP PS Data Off Exempt Service and permissible according to the user's subscription and the policies of the PCF;
- for a MA PDU session:
  - a. whether the corresponding service is a 3GPP Data Off Exempt Service and permissible according to the user's subscription and the policies of the PCF; or
  - b. the corresponding service does not belong to the 3GPP PS Data Off Exempt services but:
    - the non-3GPP access is available; and
    - the PCF policies allow all the traffic of the service is forwarded using the non-3GPP access.

If so, the PCF shall install, modify or delete corresponding PCC rules. For a MA PDU session and when service does not belong to the 3GPP PS Data Off Exempt services, the policy for ATSSS Control included in the PCC rule, as specified in subclause 4.2.6.2.17, shall enable all the traffic is forwarded using only the non-3GPP access.

Otherwise, the PCF shall reject the service information from the AF.

If the PCF determines that the 3GPP PS Data Off handling functionality becomes inactive, the PCF shall perform policy control decision and provision the PCC rules to make sure that services are allowed according to the user's subscription and operator policy (irrespective of whether they belong to the list of 3GPP PS Data Off Exempt Services).

**NOTE:** The PCF can then open gates via the "flowStatus" attribute for active PCC associated to services not within the list 3GPP PS Data Off Exempt Services. The PCF can also install PCC rules or activate predefined PCC rules for some services not belonging to the list 3GPP PS Data Off Exempt Services. If the PCF activates or installs a PCC rule with wildcarded filters, it can remove or de-activate PCC rules for 3GPP PS Data Off Exempt Services that are made redundant by this PCC rule.

### 4.2.3.9 IMS Emergency Session Support

#### 4.2.3.9.1 Provisioning of PCC rule

When the PCF receives IMS service information from the AF for an Emergency service and derives authorized PCC Rules from the service information, the "priorityLevel" attribute, the "preemptCap" attribute and the "preemptVuln" attribute in the ARP within the QoS data decision which the PCC Rule refers to shall be assigned a priority and pre-emption as required by local operator policies (e.g. if an IMS Emergency session is prioritized the "priorityLevel" attribute may contain a value that is reserved for an operator domain use of IMS Emergency session).

The PCF shall immediately initiate the procedure as described in subclause 4.2.6.2.1 to provision PCC Rules and the procedures described in subclause 4.2.6.2.3 to provision the authorized QoS per service data flow.

The provisioning of PCC Rules at the SMF that require the establishment of a dedicated QoS flow for emergency services shall cancel the inactivity timer in the SMF, if it started running as defined in the subclause 4.2.3.9.2.

Any SMF-initiated request for PCC Rules for an IMS Emergency service with the "repPolicyCtrlReqTriggers" attribute containing the "RES\_MO\_RE" value (i.e. UE-initiated resource reservation) shall be rejected by the PCF with an appropriate status code.

The SMF shall execute the procedures to ensure that a new QoS flow is established for the Emergency service.

When the SMF detects that the provisioning of PCC Rules failed, the PCC rule error handling procedure shall be performed.

#### 4.2.3.9.2 Removal of PCC Rules for Emergency Services

The reception of a request to terminate an AF session for an IMS Emergency service by the PCF triggers the removal of PCC Rules assigned to the terminated IMS Emergency Service from the SMF by using the procedure as defined in subclause 4.2.6.2.1 to removed PCC Rules.

At reception of an HTTP POST message that removes one or several PCC Rules from an PDU Session restricted to emergency services the SMF shall:

- when all PCC Rules bound to a QoS flow are removed, initiate a QoS flow termination procedure.
- when not all PCC Rule bound to a QoS flow are removed, initiate an QoS flow modification procedure.

In addition, the SMF shall initiate an inactivity timer if all PCC Rules with a 5QI other than the 5QI of the default QoS flow or the 5QI used for IMS signalling were removed from the PDU session restricted to Emergency Services (e.g., to enable PSAP Callback session). When the inactivity timer expires, the SMF shall initiate a PDU session termination procedure as defined in subclause 4.2.3.3.

#### 4.2.3.10 Request of Access Network Information

If the NetLoc as defined in subclause 5.8 is supported, the PCF may request the SMF to report the access network information as defined in subclause 4.2.6.5.4.

#### 4.2.3.11 Request Usage Monitoring Control

If the UMC as defined in subclause 5.8 is supported, the PCF may provision the usage monitoring control policy to the SMF as defined in subclause 4.2.6.5.3 to request the usage monitoring control.

#### 4.2.3.12 Ipv6 Multi-homing support

During the lifetime of the Multi-homing PDU session, the PCF shall provision the PCC rules and session rules to SMF. The SMF shall derive the appropriate policies based on the policies provisioned by the PCF and provision them to the appropriate UPF if applicable, access network, if applicable, and UE if applicable.



#### 4.2.3.13 Request for the result of PCC rule removal

If the RAN-NAS-Cause feature is supported, the PCF may request the SMF to inform it of the result of the PCC rule removal when the PCF removes the PCC rule as defined in subclause 4.2.6.5.2.

When the SMF receives the request, the SMF shall maintain locally the removed PCC rules until it receives of the resource release outcome from the network.

#### 4.2.3.14 Access Network Charging Identifier request

The PCF may request the SMF to provide the Access Network Charging Identifier associated to the dynamic PCC rules as defined in subclause 4.2.6.5.1.

#### 4.2.3.15 Request for the successful resource allocation notification

The PCF may request the SMF to confirm that the resources associated to a PCC rule are successfully allocated as defined in subclause 4.2.6.5.5.

#### 4.2.3.16 PCC Rule Error Report

If the SMF receives one or more PCC rules as defined in subclause 4.2.3.1 but the validation of all the PCC Rule was unsuccessful, the SMF shall reject the request and include an HTTP "400 Bad Request" status code and the "ruleReports" attribute for the affected PCC rules to report the failure within the ErrorReport data structure; otherwise if the validation of some of PCC rules was unsuccessful, the SMF shall include an HTTP "200 OK" status code and one or more RuleReport data structure(s) for the affected PCC rules to report the failure within the PartialSuccessReport data structure in the response message. Within each RuleReport instance, the SMF shall identify the failed PCC rule(s) by including the affected PCC rules within the "pccRuleIds" attribute(s), identify the failed reason code by including a "failureCode" attribute, and shall include rule status within the "ruleStatus" attribute with the value as described below.

If the installation/activation of one or more new PCC rules (i.e. rules which were not previously successfully installed) fails, the SMF shall set the "ruleStatus" to INACTIVE.

If the modification of a currently active PCC rule fails, the SMF shall retain the existing PCC rule as active without any modification unless the reason for the failure has an impact also on the existing PCC rule.

The removal of a PCC rule shall not fail, even if the PDU session procedures with the UE fail. The SMF shall retain information on the removal and conduct the necessary PDU session procedures with the UE when it is possible.

Depending on the value of the "failureCode" attribute, the PCF may decide whether retaining of the old PCC rule, re-installation, modification, removal of the PCC rule or any other action applies.

If the "RuleVersioning" feature is supported and the PCF included the "contVer" attribute for a specific PCC rule instance in the "pccRules" attribute, then if the resource allocation for the corresponding PCC rule was unsuccessful, the SMF shall include the "contVers" attribute for the corresponding RuleReport instance included in the "ruleReports" attribute. Depending on the value of the "failureCode" attribute, and when applicable, depending also on the value of the "contVer" attribute, the PCF may decide whether retaining of the old PCC rule, re-installation, modification, removal of the PCC rule or any other action applies.

#### 4.2.3.17 IMS Restoration Support

In order to support IMS Restoration procedures (refer to 3GPP TS 23.380 [21]), PCF needs to convey the AF address to the SMF. In order to do so, in case AF provisions information about the AF signalling flows between the UE and the AF, as defined in 3GPP TS 29.214 [18] subclause 4.4.5a, or in 3GPP TS 29.514 [17] subclause 4.2.2.16 and 4.2.3.17, the PCF shall install the corresponding dynamic PCC rules (if not installed before) as defined in subclause 4.2.6.2.1. The PCF shall within the PccRule instance include the signalling flows between UE and the AF within the "flowInfos" attribute and the "afSigProtocol" attribute set to the value corresponding to the signalling protocol used between the UE and the AF.

The SMF shall respond with "204 no content" to the PCF and initiate the corresponding QoS flow procedure if required. The SMF shall extract the AF address from the PCC rules and use it for the monitoring procedure as defined for the different access types.

NOTE 1: The SMF can use the extracted AF address from the PCC rule to check if, the monitoring procedure has to be started for the corresponding AF.

In case AF de-provisions information about the AF signalling flows between the UE and the AF, as defined in 3GPP TS 29.214 [18] subclause 4.4.5a, or in 3GPP TS 29.514 [17] subclause 4.2.2.16 and 4.2.3.17, the PCF shall remove the corresponding dynamic PCC rules by triggering an HTTP POST message. The PCF shall apply the procedure as defined in subclause 4.2.6.2.1.

The SMF shall send a HTTP response message to the PCF.

NOTE 2: The SMF can use the AF address associated with the removed rule to check if it can stop monitoring the corresponding AF.

#### 4.2.3.18 P-CSCF Restoration Enhancement Support

This subclause is applicable when the PCF-based P-CSCF Restoration Enhancement, as defined in 3GPP TS 23.380 [21], represented by the supported feature "PCSCF-Restoration-Enhancement" is supported by both PCF and SMF.

If the PCF receives a request for P-CSCF restoration from the P-CSCF as defined in subclause 4.4.7 of 3GPP TS 29.214 [18] or in subclause 4.2.2.27 of 3GPP TS 29.514 [17], the PCF shall send an HTTP POST message including the "pcscfRestIndication" attribute set to true to the SMF for the corresponding PDU session.

The SMF shall acknowledge to the PCF and shall initiate the corresponding QoS flow procedure for the IMS PDU connection as defined in 3GPP TS 23.380 [21].

#### 4.2.3.19 Request of Presence Reporting Area Change Report

If the PRA feature as defined in subclause 5.8 is supported, the PCF may provision the Presence Reporting Area Information to the SMF as defined in subclause 4.2.6.5.6.

#### 4.2.3.20 Session Rule Error Report

If the "SessionRuleErrorHandling" feature is supported and if the SMF receives one or more session rules as defined in subclause 4.2.6.3.1 but the validation of all the session Rule was unsuccessful, the SMF shall reject the request and include an HTTP "400 Bad Request" status code and the "sessRuleReports" attribute for the affected session rules to report the failure within the ErrorReport data structure; otherwise if the validation of some of session rules was unsuccessful, the SMF shall include an HTTP "200 OK" status code and one or more SessionRuleReport data structure(s) for the affected session rules to report the failure within the PartialSuccessReport data structure in the response message. Within each SessionRuleReport instance, the SMF shall identify the failed session rule(s) by including the affected session rules within the "ruleIds" attribute(s), identify the failed reason code by including a "sessRuleFailureCode" attribute, and shall include rule status within the "ruleStatus" attribute with the value as described below.

If the installation/activation of one or more new session rules (i.e. rules which were not previously successfully installed) fails, the SMF shall set the "ruleStatus" to INACTIVE.

If the modification of a currently active session rule fails, the SMF shall retain the existing session rule as active without any modification unless the reason for the failure has an impact also on the existing session rule.

The removal of a session rule shall not fail, even if the PDU session procedures with the UE fail. The SMF shall retain information on the removal and conduct the necessary PDU session procedures with the UE when it is possible.

Depending on the value of the "sessRuleFailureCode" attribute, the PCF may decide whether retaining of the old session rule, re-installation, modification, removal of the session rule or any other action applies.

#### 4.2.3.21 Access traffic steering, switching and splitting support

If the PCF supports the "ATSSS" feature, the PCF may provide PCC rules and/or session rules for the MA PDU session as defined in subclause 4.2.6.2.17 and subclause 4.2.6.3.4.

#### 4.2.3.22 Policy provisioning and enforcement of the AF session with required QoS

If the PCF receives a QoS reference parameter during the initial provisioning of service information as defined in subclause 4.2.2.32 of 3GPP TS 29.514 [17] and if the PCF and the SMF support the "AuthorizationWithRequiredQoS" feature as defined in subclause 5.8, the PCF shall authorize the service information from the AF and derive the QoS parameters of the PCC rule based on the service information and the indicated QoS reference parameter.

**NOTE:** A SLA has to be in place between the operator and the ASP defining the possible QoS levels and their charging rates. For each of the possible pre-defined QoS information sets, the PCF needs to be configured with the corresponding QoS parameters and their values as well as the appropriate Charging key (or receive this information from the UDR).

If the PCF receives a different QoS reference parameter during the modification of service information as defined in subclause 4.2.3.32 of 3GPP TS 29.514 [17], the PCF shall update the related QoS parameters corresponding to the new QoS reference parameter in the PCC rule accordingly.

If the AF subscribes to Service Data Flow QoS notification control, the PCF may additionally receive the Alternative Service Requirements during the initial provisioning of service information as defined in subclause 4.2.2.32 of 3GPP TS 29.514 [17]. In this case, when the PCF authorizes service information based on the indicated QoS reference parameter, the PCF shall additionally derive alternative QoS parameter sets for this PCC rule based on the QoS reference parameters in the Alternative Service Requirements. In order to do so, the PCF shall include one or more references to the QoSData data structure within the "refAltQoSParams" attribute of the PCC rule and a "qoSDecs" attribute containing these one or more QoS data decision(s) within the SmPolicyDecision data structure. In each QoS data decision instance, the PCF shall include alternative QoS parameter set Id within the "qoSId" attribute, the alternative 5QI with the "5qi" attribute, the alternative maximum bandwidth in uplink within the "maxbrUI" attribute, the alternative maximum bandwidth in downlink within the "maxbrDI" attribute, the alternative guaranteed bandwidth in uplink within the "gbrUI" attribute, and the alternative guaranteed bandwidth in downlink within the "gbrDI" attribute. The "refAltQoSParams" attribute is an ordered list of alternative QoS parameter sets, where the lower the index of the array for a given entry, the higher the priority.

If the AF changes the Alternative Service Requirements during the modification of service information as defined in subclause 4.2.3.30 of 3GPP TS 29.514 [17], the PCF shall update the Alternative QoS parameter sets in the PCC rule accordingly.

The PCF shall provision the PCC rule with alternative QoS parameter set(s) and enable QoS Notification Control if it has not been enabled yet as defined in subclause 4.2.3.30.

When the SMF receives the PCC rule with alternative QoS parameter sets, the SMF shall enforce the PCC rule with the addition that the SMF shall derive the alternative QoS profile(s) towards the access network based on the alternative QoS parameter set(s).

#### 4.2.3.23 Forwarding of TSN information received from the AF

During the lifetime of a PDU session related to a TSN communication the PCF may receive a BMIC and/or one or more PMIC(s) from the AF within the service information as defined in 3GPP TS 29.514 [17]. A BMIC carries TSN bridge management information. A PMIC carries TSN port management information for a TSN port located in DS-TT and/or NW-TT.

If the feature "TimeSensitiveNetworking" is supported the PCF initiates the Npcf\_SMPolicyControl\_UpdateNotify request and sends possibly updated policy information about the PDU Session and/or the BMIC and/or the PMIC(s) to the SMF via the SmPolicyDecision structure, in which the BMIC is encoded in the "tsnBridgeManCont" attribute, the DS-TT PMIC is encoded in the "tsnPortManContDst" attribute and the one or more NW-TT PMIC(s) are encoded in the "tsnPortManContNwTts" attribute.

The PMIC(s) are encoded in the "PortManagementContainer" data type, that includes the port management information in the "portManCont" attribute and the related TSN port number in the "portNum" attribute. If the TSN port is on DS-TT the SMF forwards the PMIC(s) to the DS-TT port. If the TSN port is on NW-TT the SMF forwards the PMIC(s) to the NW-TT port.

The BMIC is encoded in the "BridgeManagementContainer" data type, that includes the bridge management information in the "bridgeManCont" attribute. The SMF always forwards the BMIC to the Bridge functionality of the UPF/NW-TT.

#### 4.2.3.24 Provisioning of TSCAI input information and TSC QoS related data

The PCF may receive the TSCAI input information and TSC traffic QoS related information from the AF.

If the feature "TimeSensitiveNetworking" is supported by both the SMF and PCF as described in subclause 5.8, the PCF shall provide for the derived PCC rule(s):

- the 5G QoS parameters and the optional 5G QoS characteristics corresponding to a 5QI for a delay-critical GBR derived from the TSC traffic QoS information received from the TSN AF encoded within a QoSData type referred in the "refQoSData" of the PCC rule; and
- the TSCAI input information container as received from the TSN AF encoded in the "tscaiInputUI" attribute and/or "tscaiInputDI" attribute of the PCC rule.

The values of MDBV and PDB applied to the derived 5QI shall follow principles defined in subclause 5.27.3 of 3GPP TS 23.501 [2].

The value of the MBR, if applicable, and the GBR are derived using the Maximum Bit Rate provided by the TSN AF, and the ARP is assigned a value preconfigured for TSN services.

The SMF shall convert the received TSCAI input information from the TSN GM into the 5G GM based on the time offset and cumulative rateRatio between TSN time and 5GS time as measured and reported by the UPF and, forward the derived TSCAI parameters per QoS Flow basis to the AN-RAN as follows:

- for the traffic in downlink direction, correct the value of the "burstArrivalTime" attribute of the "tscaiInputDI" attribute based on the latest received time offset measurement from the UPF and set the downlink TSCAI Burst Arrival Time as the sum of the correct value and the CN PDB as described in subclause 5.7.3.4 of 3GPP TS 23.501 [2].
- for the traffic in uplink direction, correct the value of "burstArrivalTime" attribute of the "tscaiInputUI" attribute based on the latest received time offset measurement from the UPF and set the uplink TSCAI Burst Arrival Time as the sum of correct value and the UE-DS-TT Residence Time.
- correct the value of "periodicity" attribute of the "tscaiInputUI" and/or "tscaiInputDI" based on the latest received cumulative rateRatio measurement from the UPF and set the TSCAI Periodicity as the corrected value.

The provisioning of TSCAI input information and TSC traffic QoS configuration per PCC Rule shall be performed using the PCC rule provisioning procedure as defined in subclause 4.2.6.2.1.

#### 4.2.3.25 Policy provisioning of QoS Monitoring to Assist URLLC Service

The QoS Monitoring for URLLC refers to the real time packet delay measurement between the UE and the UPF for a QoS flow corresponding to an URLLC service.

If the "QoSMonitoring" feature is supported, the PCF may generate the authorized QoS Monitoring data decision for the service data flow based on the QoS Monitoring request if received from the AF. The PCF shall include within the SmPolicyDecision data structure one or more QoSMonitoringData instances within the "qosMonDecs" attribute and "QOS\_MONITORING" within the "PolicyCtrlReqTriggers" attribute if the PCF determines the QoS monitoring report shall be sent to the PCF from the SMF and if it has not been provisioned yet.

NOTE: The QoS monitoring report can be sent to the PCF as described in subclause 4.2.4.24 or to the AF directly as described in 3GPP TS 29.508 [12] based on the PCF decision.

For each QoSMonitoringData instance, PCF shall include:

- the requested QoS monitoring parameter(s) to be measured (i.e. DL, UL and/or round trip packet delay) within the "reqQosMonParams" attribute;
- the frequency(s) of reporting (e.g. event triggered, periodic, or when the PDU Session is released, and/or any combination) within the "repFreqs" attribute;
- for the case the "repFreqs" attribute includes the value "EVENT\_TRIGGERED":
  - the delay threshold for downlink with the "repThreshDI" attribute if "reqQosMonParams" attribute includes DOWNLINK;

- the delay threshold for uplink with the "repThreshUI" attribute if "reqQosMonParams" attribute includes UPLINK; and/or
- the delay threshold for round trip with the "repThreshRp" attribute if "reqQosMonParams" attribute includes ROUND\_TRIP;
- the minimum waiting time between subsequent reports within the "waitTime" attribute;
- for the case the "repFreqs" attribute includes "PERIODIC", the reporting period within the "repPeriod" attribute;
- the notification URI within the "notifUri" attribute and the notification correlation id within the "notifCorreId" attribute if the PCF determines that the notification shall be sent to the AF directly from the SMF.

The PCF shall include the value of QoS Monitoring Data ID of QosMonitoringData instance within the "refQosMon" attribute of the corresponding PCC rule and provide the QoS monitoring data decision together with the PCC rule if it has not been provisioned to the SMF. When the SMF receives the PCC rule, the SMF shall send a QoS Monitoring request to the PSA UPF via N4 as defined in 3GPP TS 29.244 [13] and NG-RAN via N2 signalling to request the QoS monitoring between PSA UPF and NG-RAN as defined in 3GPP TS 29.503 [34]

If the PCF receives the request to disable the QoS monitoring from the AF, the PCF shall update the PCC rule with the "refQosMon" attribute set to NULL. The PCF may also remove the corresponding QoS Monitoring Data if no PCC rule is referring to it.

#### 4.2.3.26 Policy decision and condition data error handling

If the "PolicyDecisionErrorHandling" feature is supported and if the SMF receives one or more policy decisions and/or condition datas which are not referred by any PCC rules or session rules as defined in subclause 4.2.3.1 but the storage of the policy decisions and/or condition datas was unsuccessful (e.g. the policy decision could not be successfully stored due to a limitation of resources at the SMF), the SMF shall behave as follows:

- include an HTTP "200 OK" status code and one or more PolicyDecisionFailureCode data types to indicate the type(s) of the failed policy decisions and/or condition data in the response message if the SMF does not need to report any other information (e.g. the failure report of the PCC rule or session rule which are provisioned in the same message are not needed).
- include an HTTP "200 OK" status code and the "policyDecFailureReports" attribute to indicate the type(s) of the failed policy decisions and/or condition data within the PartialSuccessReport data structure in the response message if the SMF needs to report partial success (e.g. some of the PCC rules and/or session rules provisioned by the PCF in the same message are not installed/activated successfully).
- include an HTTP "400 Bad Request" status code and the "policyDecFailureReports" attribute to indicate the type(s) of the failed policy decisions and/or condition data within the ErrorReport data structure in the response message if the SMF needs to reject the request (e.g. all the PCC rules and/or session rules provisioned by the PCF in the same message are not installed/activated successfully).

When the PCF receives the above reports, the PCF shall consider all the instances of the policy decisions and/or condition data which are provisioned in the request message and indicated by the PolicyDecisionFailureCode data type are removed from the SMF. When the PCF receives the response with HTTP "400 Bad Request" status code but the "policyDecFailureReports" attribute is not included, the PCF shall consider all the provisioned instances of the policy decisions and/or condition data in the request message are removed from the SMF.

## 4.2.4 Npcf\_SMPolicyControl\_Update Service Operation

### 4.2.4.1 General

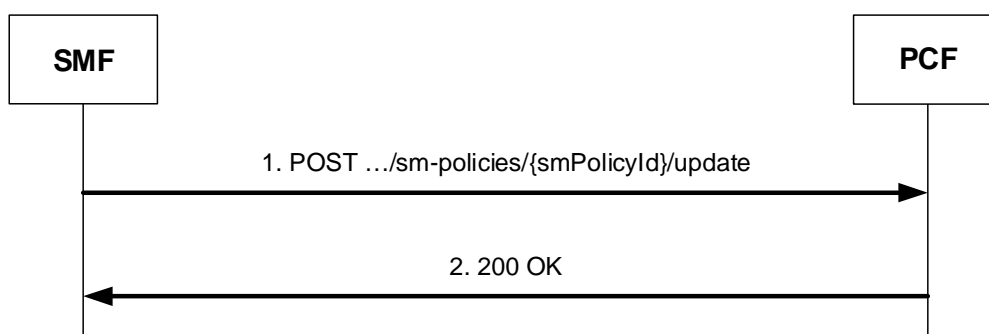
The Npcf\_SMPolicyControl\_Update service operation provides means for the NF service consumer to inform the PCF that a policy control request trigger condition has been met and for the PCF to inform the NF service consumer of any resulting update of the Session Management related policies.

The following procedures using the Npcf\_SMPolicyControl\_Update service operation are supported:

- Provisioning of PCC rules.

- Provisioning of policy control request triggers.
- Request the policy based on revalidation time.
- Policy provisioning and enforcement of authorized AMBR per PDU session.
- Policy provisioning and enforcement of authorized default QoS.
- Application detection information reporting.
- Indication of QoS Flow Termination Implications.
- 3GPP PS Data Off Support.
- Request and report Access Network Information.
- Request Usage Monitoring Control and report Accumulated Usage.
- Ipv6 Multi-homing support.
- Request and report the result of PCC rule removal.
- Access Network Charging Identifier Request and report.
- Request and report the successful resource allocation notification.
- Negotiation of the QoS flow for IMS signalling.
- Notification about Service Data Flow QoS target enforcement.
- Request the termination of SM Policy association.
- Reporting of TSN information.
- QoS Monitoring Report.
- Policy decision and condition data error handling.
- Request the policy after DDN failure events.

#### 4.2.4.2 Requesting the update of the Session Management related policies



**Figure 4.2.4.2-1: Requesting the update of the Session Management related policies**

When the SMF detects that one or more policy control request triggers are met, the SMF shall send a POST request to the PCF to update an Individual SM Policy resource. The {smPolicyId} in the URI identifies the Individual SM Policy resource to be updated. The SMF include SmPolicyUpdateContextData data structure in the payload body of the HTTP POST to request a update of representation of the "Individual SM Policy" resource. The SMF shall include the met policy control request trigger(s) within the "repPolicyCtrlReqTriggers" attribute and applicable updated value(s) in the corresponding attribute(s).

The SMF shall include (if the corresponding policy control request trigger is met and the applicable information is available) in SmPolicyUpdateContextData data structure:

- type of access within the "accessType" attribute;
- type of the radio access technology within the "ratType" attribute;
- the new allocated UE Ipv4 address within the "ipv4Address" attribute and/or the UE Ipv6 prefix within the "ipv6AddressPrefix" attribute;
- multiple new allocated UE Ipv6 prefixes within the "addIpv6AddrPrefixes" attribute, if the "MultiIpv6AddrPrefix" feature is supported;
- the released UE Ipv4 address within the "ipv4Address" attribute and/or the UE Ipv6 prefix within the "relIpv6AddressPrefix" attribute;
- multiple released UE Ipv6 prefixes within the "addRelIpv6AddrPrefixes" attribute, if the "MultiIpv6AddrPrefix feature" is supported;
- the UE MAC address within the "ueMac" attribute;
- the released UE MAC address within the "relUeMac" attribute;
- the indication of UE supporting reflective QoS within the "refQosIndication" attribute;
- access network charging identifier within the "accNetChIds" attribute;
- 3GPP PS data off status within the "3gppPsDataOffStatus" attribute;
- the UE time zone information within the "ueTimeZone" attribute;
- the UDM subscribed Session-AMBR or, if the "DN-Authorization" feature is supported, the DN-AAA authorized Session-AMBR within the "subsSessAmbr" attribute;

NOTE 1: When both, the UDM subscribed Session-AMBR and the DN-AAA authorized Session-AMBR are available in the SMF, the SMF includes the DN-AAA authorized Session-AMBR.

- if the "DN-Authorization" feature is supported, the DN-AAA authorization profile index within the "authProfIndex" attribute;
- subscribed Default QoS Information within the "subsDefQos" attribute;
- detected application information within the "appDetectionInfos" attribute;
- accumulated usage reports within the "accuUsageReports" attribute;
- reported presence reporting area information within the "praInfos" attribute;
- the QoS flow usage required of the default QoS flow within the "qosFlowUsage" attribute;
- indication whether the QoS targets of one or more SDFs are not guaranteed or guaranteed again within the "qncReports" attribute;
- user location information within the "userLocationInfo" attribute;
- serving network function identifier within the "servNfId" attribute; and
- identifier of the serving network within the "servingNetwork" attribute.

The SMF may include in "SmPolicyUpdateContextData" data structure the IPv4 address domain identity within the "ipDomain" attribute.

In case of a successful update, "200 OK" response shall be returned. The PCF shall include in the "200 OK" response the representation of the updated policies within the SmPolicyDecision data structure. Detailed procedures related to the provisioning and enforcement of the policy decisions within the SmPolicyDecision data structure are contained in subclause 4.2.6.

NOTE 2: An empty SmPolicyDecision data structure is included in the "200 OK" response when the PCF decides not to update policies.

If errors occur when processing the HTTP POST request, the PCF shall apply error handling procedures as specified in subclause 5.7.

If the PCF is, due to incomplete, erroneous or missing information (e.g. QoS, RAT type, subscriber information) not able to provision a policy decision as response to the request for PCC rules by the SMF, the PCF may reject the request and include in an HTTP "400 Bad Request" response message the "cause" attribute of the ProblemDetails data structure set to "ERROR\_INITIAL\_PARAMETERS".

If the PCF receives the set of session information which is sent in the message originated due to a trigger being met is incoherent with the previous set of session information for the same session (E.g. trigger met was RAT changed, and the RAT notified is the same as before), the PCF may reject the request and include in an HTTP "400 Bad Request" response message the "cause" attribute of the ProblemDetails data structure set to "ERROR\_TRIGGER\_EVENT".

If the PCF detects that the packet filters in the request for new PCC rules received from the SMF is covered by the packet filters of outstanding PCC rules that the PCF is provisioning to the SMF, the PCF may reject the request and include in an HTTP "403 Forbidden" response message the "cause" attribute of the ProblemDetails data structure set to "ERROR\_CONFLICTING\_REQUEST".

If the PCF does not accept one or more of the traffic mapping filters provided by the SMF in an HTTP POST request (e.g. because the PCF does not allow the UE to request enhanced QoS for services not known to the PCF), the PCF shall reject the request and include in an HTTP "403 Forbidden" response message the "cause" attribute of the ProblemDetails data structure set to "ERROR\_TRAFFIC\_MAPPING\_INFO\_REJECTED".

If the SMF receives HTTP response with these codes, the SMF shall reject the PDU session modification that initiated the HTTP Request.

The PCF shall not combine a rejection with provisioning of PCC rule operations in the same HTTP response message.

#### 4.2.4.3 Request the policy based on revalidation time

If the timer for the policy revalidation is started, the SMF shall send the PCC rule request before the indicated revalidation time. The SMF shall within the SmPolicyUpdateContextData data structure include RE\_TIMEOUT within the "repPolicyCtrlReqTriggers" attribute. The SMF shall stop the timer once the SMF sends the request.

NOTE 1: The PCF is expected to be prepared to provide a new policy, as desired for the revalidation time, during a preconfigured period before the revalidation time. The preconfigured periods in the SMF and PCF need to be aligned.

The PCF may provide a new value of revalidation time by including "revalidationTime" attribute within the SmPolicyDecision in the response. The PCF may disable the revalidation function by removing the RE\_TIMEOUT policy control request trigger in the response.

When the SMF receives the response message, the SMF shall start the timer for revalidation based on the new value or existing value of revalidation time if the revalidation function is not disabled; otherwise, the SMF shall not start the timer for revalidation.

NOTE 2: By removing the RE\_TIMEOUT the revalidation time value previously provided to the SMF is not applicable anymore.

#### 4.2.4.4 Policy provisioning and enforcement of authorized AMBR per PDU session

When the SMF detects that the session AMBR changes, the SMF shall notify of the change to the PCF by invoking the procedure defined in subclause 4.2.4.2, and shall include the new session AMBR within the "subsSessAmbr" attribute and the "SE\_AMBR\_CH" policy control request trigger within the "repPolicyCtrlReqTriggers" attribute.

If the "DN-Authorization" feature is supported, when both, the UDM subscribed Session-AMBR and the DN-AAA authorized Session-AMBR are available in the SMF, the DN-AAA authorized/re-authorized Session-AMBR shall take precedence over the changes on UDM subscribed Session-AMBR.

Upon receiving the change of session AMBR, the PCF shall provision the new authorized session AMBR to the SMF in the response as defined in subclauses 4.2.6.2.1 and 4.2.6.2.2.

Upon receiving the authorized session AMBR from the PCF, the SMF shall apply the corresponding procedures towards the access network, the UE and the UPF for the enforcement of the AMBR per PDU session.



For UL Classifier or Multi-homing PDU Session, the SMF will provision the policies of session-AMBR for downlink and uplink direction to the UL Classifier/Branching Point functionality and in addition provision the policies of session-AMBR in the downlink direction to all the PDU session anchors as defined in subclause 5.4.4 of 3GPP TS 29.244 [13].

#### 4.2.4.5 Policy provisioning and enforcement of authorized default QoS

When the SMF detects that the subscribed default QoS change, the SMF shall notify of the PCF by invoking the procedure as defined in subclause 4.2.4.2, include the new subscribed default QoS within the "subsDefQos" attribute and "repPolicyCtrlReqTriggers" set to DEF\_QOS\_CH. Upon receiving the change of default QoS, the PCF shall provision the authorized default QoS to the SMF in the response of the message. The PCF shall provision the authorized default QoS to the SMF in the response of the message as defined in subclauses 4.2.6.3.1 and 4.2.6.3.2.

Upon receiving the authorized default QoS, the SMF enforces it which may lead to the change of the subscribed default QoS. The SMF shall apply the corresponding procedures towards the access network, the UE and the UPF for the enforcement of the authorized default QoS.

#### 4.2.4.6 Application detection information reporting

If the ADC feature is supported and if the SMF receives the PCC rule for application detection and control, the SMF shall instruct the UPF as defined in 3GPP TS 29.244 [13] to detect the application traffic. When the start of the application's traffic, identified by an application identifier, is received from the UPF, if PCF has previously provisioned the APP\_STA/APP\_STO policy control request trigger, unless a request to mute such a notification (i.e. the "muteNotif" attribute set to true within the Traffic Control Data decision which the PCC rule refers to), the SMF shall report the start of the application to the PCF. In order to do so, the SMF shall perform the procedure as defined in subclause 4.2.4.2 by including the information regarding the detected application's traffic within the "appDetectionInfos" attribute and the "APP\_STA" within the "repPolicyCtrlReqTriggers" attribute even if the application traffic is discarded due to enforcement actions of the PCC rule. In this case, within the each AppDetectionInfo instance, the SMF shall include the corresponding application identifier within the "appId" attribute, may include the detected service data flow description within the "sdfDescriptions" attribute and application instance identifier within the "instanceId" if deducible. The "sdfDescriptions" attribute, if present, shall contain the "flowDescription" attribute and "flowDirection" attribute. The application instance identifier, which is dynamically assigned by the SMF in order to allow correlation of APP\_STA and APP\_STO policy control request trigger to the specific service data flow descriptions.

When the stop of the application's traffic, identified by an application identifier is received from the UPF and the SMF has reported the start of the application to the PCF, the SMF shall report the stop of the application to the PCF. In order to do so, the SMF shall perform the procedure as defined in subclause 4.2.4.2 by including the information regarding the detected application's traffic within the "appDetectionInfos" attribute and the "APP\_STO" within the "repPolicyConReqTriggers" attribute. For each AppDetectionInfo instance, the SMF shall include the corresponding application identifier within the "appId" attribute and application instance identifier within the "instanceId" if it is provided along with the APP\_STA.

The PCF then may make policy decisions based on the information received and send the corresponding updated PCC rules to the SMF.

#### 4.2.4.7 Indication of QoS Flow Termination Implications

When the SMF detects that a dedicated QoS flow could not be activated or has been terminated it shall remove the affected PCC rules and send an HTTP POST request to the PCF with an SmPolicyUpdateContextData data structure, including the "ruleReports" attribute containing the RuleReport data instance which specifies the affected PCC rules within the "pccRuleIds" attribute(s), "INACTIVE" as the value within the "ruleStatus" attribute and the "RES\_ALLO\_FAIL" as the value of the "failureCode" attribute.

If the RAN-NAS-Cause feature is supported, the SMF shall provide the available access network information within the "userLocationInfo" attribute (if available), "userLocationInfoTime" attribute (if available) and "ueTimezone" attribute (if available). Additionally, if the SMF receives from the access network the RAN cause and/or the NAS cause due to QoS flow termination the SMF shall provide the received cause(s) in the "ranNasRelCauses" attribute included in RuleReport data instance.

If the NetLoc feature is supported, and if the identifier of the affected PCC rule was included within the "refPccRuleIds" attribute of the RequestedRuleData data structure when the affected PCC rule was installed or modified, the SMF shall provide the access network information to the PCF by including the user location information within the

"userLocationInfo" attribute (if requested by the PCF and if provided to the SMF), the information on when the UE was last known to be in that location within "userLocationInfoTime" attribute (if user location information was requested by the PCF and if the corresponding information was provided to the SMF), the PLMN identifier and for SNPN also the NID within the "servingNetwork" attribute (if the user location information was requested by the PCF but it is not provided to the SMF) and the timezone information within the "ueTimeZone" attribute (if requested by the PCF and available).

This shall be done whenever one of these conditions applies:

- The SMF is requested by the RAN to initiate the deactivation of a QoS flow.
- PCC rule(s) are removed/deactivated by the SMF without PCF request (e.g. due to unsuccessful reservation of resources to satisfy the QoS flow binding).

NOTE: The SMF will not initiate the deactivation of the QoS flow upon reception of the UE-initiated resource modification procedure indicating packet filter deletion. If all the PCC rules associated to a QoS flow have been deleted as a consequence of the PCF interaction, the SMF will initiate the QoS flow termination procedure towards the RAN.

Signalling flows for the QoS flow termination and details of the binding mechanism are presented in 3GPP TS 29.513 [7].

#### 4.2.4.8 3GPP PS Data Off Support

If the SMF is informed that the 3GPP PS Data Off status of the UE changes, the SMF shall provide the PS\_DA\_OFF value within the "repPolicyCtrlReqTriggers" attribute and the "3gppPsDataOffStatus" attribute set to the value indicated by the UE within "SmPolicyUpdateContextData" and send the HTTP POST message as defined in subclause 4.2.4.2 to the PCF.

Upon receipt of an HTTP POST message with the "repPolicyCtrlReqTriggers" attribute with the value PS\_DA\_OFF or the AC\_TY\_CH the PCF shall determine whether the 3GPP PS Data Off handling functionality (as described below) becomes active or inactive. The 3GPP PS Data Off handling functionality is active if, and only if,

- the latest received "3gppPsDataOffStatus" attribute is set to true, and

NOTE 1: If the PS\_DA\_OFF policy control request trigger is received, the latest received value is the one received in the HTTP POST message. Otherwise, it corresponds to the stored value.

- the UE uses the 3GPP access, i.e.:
  - for a non MA PDU session, the "accessType" attribute is set to "3GPP\_ACCESS"; and
  - for a MA PDU session either the "accessType" attribute or the "addAccessInfo" attribute indicate "3GPP\_ACCESS", and the "relAccessInfo" attribute either is not available or does not indicate "3GPP\_ACCESS".

If the PCF determines that the 3GPP PS Data Off handling functionality becomes active, the PCF shall configure the SMF in such a way that:

- only packets for services belonging to the list of 3GPP PS Data Off Exempt Services are forwarded over the 3GPP access; and
- all other downlink packets and optionally uplink packets are:
  - for a non-MA PDU session or a MA PDU session where the non-3GPP access is not available, discarded by modifying or removing any related dynamic PCC rule(s) or by deactivating any related predefined PCC rule(s);
  - for a MA PDU session where the non-3GPP access is available, forwarded only in the non-3GPP access, if it is ensured by the policy for ATSSS Control as specified in subclause 4.2.6.2.17.

NOTE 2: In order for the UPF to prevent the services that do not belong to the list of 3GPP PS Data Off Exempted Services, if such services are controlled by dynamic PCC rules, PCF can either close gates for the downlink and optionally the uplink direction via the "flowStatus" attribute in related dynamic PCC rules or remove those dynamic PCC rules. If the services are controlled by predefined PCC rules, PCF needs to deactivate those PCC rules. PCC rule(s) with wild-carded service data flow filters can be among the PCC rules that are modified, removed or disabled in that manner. It can then be necessary that the PCF at the same time installs or activates PCC rules for data-off exempt services. The network configuration can ensure that at least one PCC rule is bound to the default QoS flow when Data Off is activated in order to avoid a deletion of an existing PDU session or in order to not fail a PDU session establishment.

If the PCF determines that the 3GPP PS Data Off handling functionality becomes inactive, the PCF shall perform policy control decision and perform PCC rule operations to make sure that services are allowed according to the user's subscription and operator policy (irrespective of whether they belong to the list of 3GPP PS Data Off Exempt Services).

NOTE 3: The PCF can then open gates via the "flowStatus" attribute for active PCC rules associated to services not within the list 3GPP PS Data Off Exempt Services. The PCF can also install PCC rules or activate predefined PCC rules for some services not belonging to the list 3GPP PS Data Off Exempt Services. If the PCF activates or installs a PCC rule with wildcarded filters, it can remove or de-activate PCC rules for 3GPP PS Data Off Exempt Services that are made redundant by this PCC rule.

#### 4.2.4.9 Request and Report of Access Network Information

If the NetLoc as defined in subclause 5.8 is supported, the PCF may request the SMF to report the access network information as defined in subclause 4.2.6.5.4.

If the AN\_INFO policy control request trigger is set, upon receiving the "lastReqRuleData" attribute with the "reqData" attribute with the value(s) MS\_TIME\_ZONE and/or USER\_LOC\_INFO and the "refPccRuleIds" attribute containing the PCC rule identifier(s) corresponding to the PCC rule(s) which is being installed, modified or removed together, the SMF shall apply the Namf\_EventExposure service with One-Time Report type as defined in subclause 5.3.1 of 3GPP TS 29.518 [36] if the related information is not available to obtain this information. When the SMF then receives access network information from the AMF, the SMF shall provide the required access network information to the PCF by as defined in subclause 4.2.4.1 and set the corresponding attributes as follows:

- If the user location information was requested by the PCF and was provided to the SMF, the SMF shall provide the user location information within the "userLocationInfo" attribute and the time when it was last known within "userLocationInfoTime" attribute (if available).
- If the user location information was requested by the PCF and was not provided to the SMF, the SMF shall provide the serving PLMN identifier and for SNPN also the NID within the "servingNetwork" attribute.
- If the time zone was requested by the PCF, the SMF shall provide it within the "ueTimeZone" attribute.

In addition, the SMF shall provide the AN\_INFO policy control request trigger within the "repPolicyCtrlReqTriggers" attribute.

The SMF shall not report any subsequent access network information updates received from the RAN without any further provisioning or removal of related PCC rules requesting the access network information unless the associated QoS flow or PDU session has been released.

#### 4.2.4.10 Request Usage Monitoring Control and Reporting Accumulated Usage

If the UMC as defined in subclause 5.8 is supported, the PCF may provision the usage monitoring control policy to the SMF as defined in subclause 4.2.6.5.3 to request the usage monitoring control.

When the SMF receives the accumulated usage report from the UPF as defined in subclauses 7.5.5.2, 7.5.7.2 or 7.5.8.3 of 3GPP TS 29.244 [13], the SMF shall send an HTTP POST message as defined in subclause 4.2.4.2 by including one or more accumulate usage reports within the "accuUsageReports" attribute(s). Each AccuUsageReport data structure shall contain the accumulated usage within one or two Usage Report information element(s) corresponding to one usage monitoring control instance as requested by the PCF.

If the monitoring time is provided by the PCF for a usage monitoring control instance and:

- if the SMF receives only one Usage Report information elements corresponding to the usage monitoring control instance from the UPF, within the AccuUsageReport data structure, the SMF shall include the accumulated usage before the monitoring time within the "timeUsage" attribute, "volUsage" attribute, "volUsageUplink" attribute and/or "volUsageDownlink" attribute if applicable; otherwise,
- if the SMF receives two Usage Report information elements corresponding to the usage monitoring control instance from the UPF, within the AccuUsageReport data structure, the SMF include the accumulated usage before the monitoring time within the "timeUsage" attribute, "volUsage" attribute, "volUsageUplink" attribute and/or "volUsageDownlink" attribute if applicable and the accumulated usage after the monitoring time within the "nextTimeUsage" attribute, "nextVolUsage" attribute, "nextVolUsageUplink" attribute and/or "nextVolUsageDownlink" attribute if applicable.

When the PCF receives the accumulated usage in the HTTP POST message, the PCF shall indicate to the SMF if usage monitoring shall continue for usage monitoring control instance as follows:

- if the PCF wishes to continue monitoring for the usage monitoring control instance and:
  - if monitoring shall continue for specific level(s), the PCF shall provide the new thresholds for the level(s) in the response of HTTP POST message using the same attribute as before (i.e. "volumeThreshold" attribute, "volumeThresholdUplink" attribute, "volumeThresholdDownlink" attribute and/or "timeThreshold" attribute; "nextVolThreshold" attribute, "nextVolThresholdUplink" attribute, "nextVolThresholdDownlink" attribute, and/or "nextTimeThreshold" attribute if the "monitoringTime" attribute is provided within an entry of the "umDecs" attribute); or
  - if the PCF wishes to stop monitoring for specific level(s) the PCF shall not include an updated threshold in the response of HTTP POST message for the stopped level(s) i.e. the corresponding "volumeThreshold" attribute, "volumeThresholdUplink" attribute, "volumeThresholdDownlink" attribute, "timeThreshold" attribute, "nextVolThreshold" attribute, "nextVolThresholdUplink" attribute, "nextVolThresholdDownlink" attribute, and/or "nextTimeThreshold" attribute shall not be included within an entry of the "umDecs" attribute.
- otherwise, if the PCF wishes to stop monitoring for the usage monitoring control instance, the PCF shall not include any thresholds of the usage monitoring control instance in the response of HTTP POST message or remove the reference of the usage monitoring control instance from the PCC rule or session rule.

If both volume and time thresholds were provided and the threshold for one of the measurements is reached, the SMF shall report this event to the PCF and the accumulated usage since last report shall be reported for both measurements.

The PCF shall process the usage reports and shall perform the actions as appropriate for each report.

#### 4.2.4.11 Ipv6 Multi-homing support

The SMF may insert an additional PDU Session Anchor to an existing PDU session by using Ipv6 multi-homing mechanism. In this case, the SMF shall inform the PCF when one or more new Ipv6 prefix is allocated to the new PDU Session Anchor as defined in subclause 4.2.4.2. The SMF shall, within the SmPolicyUpdateContextData data structure, include the "UE\_IP\_CH" within the "repPolicyCtrlReqTrigger" attribute and include the new Ipv6 prefix within the "ipv6AddressPrefix" attribute or multiple new Ipv6 prefixes within the "addIpv6AddrPrefixes" attribute, if the "MultiIpv6AddrPrefix" feature is supported.

When the PCF receives the request from the SMF indicating the addition of one or more new Ipv6 prefixes, the PCF shall determine the impacted PCC rules and/or session rules associated with each new Ipv6 prefix and provision them to the SMF as defined in subclauses 5.6.2.6 and 5.6.2.7. The SMF shall derive the appropriate policies based on the policies provisioned by the PCF and provision them to the appropriate UPF, if applicable, access network, if applicable, and UE, if applicable. The PCF shall additionally consider the new Ipv6 prefix, or the multiple new Ipv6 prefixes if the "MultiIpv6AddrPrefix" feature is supported, during subsequent PCC rules and/or session rules updates.

When the SMF removes a PDU Session anchor from the Multi-homing PDU session, the SMF shall inform the PCF of the released Ipv6 prefix related to the PDU Session anchor as defined in subclause 4.2.5.2. The SMF shall, within the SmPolicyUpdateContextData data structure, include the "UE\_IP\_CH" within the "repPolicyConReqTrigger" attribute and include the released Ipv6 prefix within the "relIpv6AddressPrefix" attribute or multiple released UE Ipv6 prefixes within the "addRelIpv6AddrPrefixes" attribute, if the "MultiIpv6AddrPrefix" feature is supported.

When the PCF receives the request from the SMF indicating the release of one or more Ipv6 prefixes, the PCF shall determine the previously provisioned PCC rules and/or session rules associated with each released Ipv6 prefix and shall

remove and/or update them from the SMF as applicable. The PCF shall remove the released Ipv6 prefix, or the multiple released Ipv6 prefixes if the "MultiIpv6AddrPrefix" is supported.

#### 4.2.4.12 Request and report for the result of PCC rule removal

If the RAN-NAS-Cause feature is supported, the PCF may request the SMF to inform it of the result of the PCC rule removal when the PCF removes the PCC rule as defined in subclause 4.2.6.5.2.

When the SMF receives the request, the SMF shall maintain locally the removed PCC rules until it receives of the resource release outcome from the network.

The SMF shall notify the PCF by include the "RES\_RELEASE" within the "repPolicyCtrlReqTrigger" attribute and the affected rules indicated within one instance of the "ruleReports" attribute with the "ruleStatus" attribute set to the value INACTIVE.

If the QoS flow is terminated as a consequence of the removal of one or more PCC rules, the SMF shall inform the PCF about the completion of the QoS flow procedure related to the removal of PCC rules that indicated resource release notification by including the RequestedRuleData instance containing the "reqData" attribute with the RES\_RELEASE referring to the PCC rule. If the SMF received from the access network some RAN/NAS release cause(s), the SMF shall also provide the received cause(s) in the "ruleReports" attribute. The SMF shall also provide the available access network information within the "userLocationInfo" attribute (if available), "userLocationInfoTime" attribute (if available) and "ueTimezone" attribute (if available).

#### 4.2.4.13 Access Network Charging Identifier request and report

If the "PolicyCtrlReqTriggers" attribute with the value "AN\_CH\_COR" has been provided to the SMF, the SMF shall notify of the PCF the Access Network Charging Identifier(s) that the SMF has assigned for the dynamic PCC Rules which referred from the RequestedRuleData data structure containing the CH\_ID within the "reqData" attribute by including an "accNetChIds" attribute within the SmPolicyUpdateContextData data structure in the HTTP POST message. If the SMF assigns a Access Network Charging Identifier to the whole PDU session, the SMF shall include one AccNetChId instance within the "accNetChIds" attribute and include the Access Network Charging Identifier within the "accNetChIdValue" attribute and the "sessionChScope" attribute set to true; otherwise, within each AccNetChId instance, the PCF shall include Access Network Charging Identifier within the "accNetChIdValue" attribute and all the PCC rule identifier(s) associated to the provided Access Network Charging Identifier within the "refPccRuleIds" attribute.

The PCF may request the SMF to provide the Access Network Charging Identifier associated to the new dynamic PCC rules as defined in subclause 4.2.6.5.1 in the response message.

#### 4.2.4.14 Request and report for the successful resource allocation notification

The PCF may request the SMF to confirm that the resources associated to a PCC rule are successfully allocated as defined in subclause 4.2.6.5.5.

If the "PolicyCtrlReqTriggers" attribute with the value "SUCC\_RES\_ALLO" has been provided to the SMF, the SMF shall notify of the PCF the resources associated to the PCC rules which referred from the RequestedRuleData data structure containing the "SUCC\_RES\_ALLO" within the "reqData" attribute are successfully allocated. When the SMF received successful resource allocation response from the access network, the SMF shall within the SmPolicyUpdateContextData data structure include the "SUCC\_RES\_ALLO" within the "repPolicyCtrlReqTriggers" attribute and "ruleReports" attribute. Within the RuleReport instance, the SMF shall include the corresponding PCC rule identifier(s) within the "pccRuleIds" attribute and the "ruleStatus" attribute set to value "ACTIVE".

If the "RuleVersioning" feature is supported and the PCF included the "contVer" attribute for a specific PCC rule instance, and the resource allocation was successful for this PCC rule, the SMF shall include the rule content version within the "contVers" attribute in the corresponding RuleReport instance.

#### 4.2.4.15 PCC Rule Error Report

If the installation/activation of one or more PCC rules fails using the procedure as defined in subclause 4.2.2.1 or 4.2.4.1 or the PCF installed, activated or modified one or more PCC rules as defined in subclause 4.2.3.1 but resource allocation for the PCC Rule was unsuccessful, the SMF shall include the "ruleReports" attribute for the affected PCC rules to report the failure within the SmPolicyUpdateContextData data structure. Within each RuleReport instance, the

SMF shall identify the failed PCC rule(s) by including the affected PCC rules within the "pccRuleIds" attribute(s), identify the failed reason code by including a "failureCode" attribute, and shall include rule status within the "ruleStatus" attribute with the value as described below.

If the installation/activation of one or more new PCC rules (i.e., rules which were not previously successfully installed) fails, the SMF shall set the "ruleStatus" to INACTIVE.

The removal of a PCC rule shall not fail, even if the PDU session procedures with the UE fail. The SMF shall retain information on the removal and conduct the necessary PDU session procedures with the UE when it is possible.

If the modification of a currently active PCC rule, the SMF shall retain the existing PCC rule as active without any modification unless the reason for the failure has an impact also on the existing PCC rule. The SMF shall report the modification failure to the PCF.

If a PCC rule was successfully installed/activated, but can no longer be enforced by the SMF, the SMF shall set the "ruleStatus" attribute to INACTIVE.

NOTE: When the PCF receives "ruleStatus" set to INACTIVE, the PCF does not need request the SMF to remove the inactive PCC rule.

Depending on the value of the "failureCode" attribute, the PCF may decide whether retaining of the old PCC rule, re-installation, modification, removal of the PCC rule or any other action applies.

If the RAN-NAS-Cause feature is supported and as part of any of the procedures described in this subclause the SMF receives from the access network some RAN/NAS release cause(s) or untrusted WLAN release cause(s), the SMF shall also provide the received cause(s) in the RuleReport instance. If RAN-NAS-Cause feature is supported the SMF shall provide the available access network information within the "userLocationInfo" attribute (if available), "userLocationInfoTime" attribute (if available) and "ueTimezone" attribute (if available).

If the "RuleVersioning" feature is supported and the PCF included the "contVer" attribute for a specific PCC rule instance, and the resource allocation was unsuccessful as for any of the procedures described in this subclause the SMF shall include the rule content version within the "contVers" attribute for the corresponding RuleReport instance.

#### 4.2.4.16 Presence Reporting Area Information Report

If the PRA feature as defined in subclause 5.8 is support and when the SMF receives the presence reporting area information from the serving node as defined in 3GPP TS 29.518 [36] indicating that the UE is inside or outside of one or more presence reporting areas or any of the presence reporting areas is set to inactive, the SMF shall check if the reported presence reported area identifier corresponds to a presence reporting area that is relevant for the PCF. In that case, the SMF shall within the SmPolicyUpdateContextData data structure include the "PRA\_CH" within the "repPolicyCtrlReqTriggers" attribute and one or more Presence Reporting Area Information Report within the "repPraInfos" attribute. For each PresenceInfo data structure, the SMF shall also include the presence reporting area status within the "presenceState" attribute and the presence reporting area identifier within the "praId" attribute for each of the presence reporting areas reported by the serving node.

If the SMF receives additional presence reporting area information together with the PRA Identifier as described in 3GPP TS 29.502 [22], the SMF shall only provide the PCF with the presence reporting area information corresponding to the additional PRA information.

NOTE 1: The SMF will receive additional presence reporting area information when the UE enters or leaves one or more presence reporting areas related to a PRA set. In that case, the additional presence reporting area information corresponds to the actual individual presence reporting area. The received presence reporting area identifier corresponds to the PRA set id and is used to identify the requester (PCF or CHF) of the notification information.

NOTE 2: The PCF can acquire the necessary data for presence reporting from the UDR.

NOTE 3: Homogeneous support of Presence Area reporting in a network is assumed.

NOTE 4: The serving node can activate the reporting for the PRAs which are inactive as described in the 3GPP TS 23.501 [2].

#### 4.2.4.17 UE initiates a resource modification support

In the case that the UE initiates a resource modification procedure as defined in subclause 6.4.2.2 of 3GPP TS 24.501 [20], the SMF shall within the SmPolicyUpdateContextData data structure include the "RES\_MO\_RE" within the "repPolicyCtrlReqTriggers" attribute and shall include the UE request of specific QoS handling for selected SDF within the "ueInitResReq" attribute. Within the UeInitiatedResourceRequest data structure, the SMF shall include the "ruleOp" attribute, "packetFiltInfo" attribute and "reqQos" attribute if applicable as follows:

- When the UE requests to "Create new QoS rule", the SMF shall include the "ruleOp" attribute set to "CREATE\_PCC\_RULE", the "packFiltInfo" attribute and "reqQos" attribute containing the requested QoS for the new PCC rule. Each PacketFilterInfo instance shall contain one packet filters requested for creating the new QoS rule. If the PCF authorizes the request, the PCF shall create a new PCC rule by including the new packet filters within the service data flow template of the PCC rule. When the SMF received the PCC rule, the SMF shall derive the QoS rule based on the PCC rule, assign a new QoS rule identifier within the PDU session for the QoS rule. The SMF shall keep the mapping between the PCC rule identifier and the QoS rule identifier.
- When the UE requests to "Modify existing QoS rule and add packet filters" for the QoS rule created as a result of the UE-initiated resource modification, SMF shall include the "ruleOp" attribute set to "MODIFY\_PCC\_RULE\_AND\_ADD\_PACKET\_FILTERS", the "pccRuleId" attribute including the PCC rule identifier corresponding the QoS rule identifier and the "packFiltInfo" attribute. Each PacketFilterInfo instance shall contain one packet filters requested for addition to this QoS Rule. If the UE request includes the modified QoS information the SMF shall also include the "reqQos" attribute to indicate the updated QoS for the affected PCC rule(s). If the PCF authorizes the request, the PCF shall update the PCC rule by adding the new packet filters to the service data flow template of the PCC rule.
- When the UE requests to "Modify existing QoS rule and replace all packet filters" for the QoS rule created as a result of the UE-initiated resource modification, SMF shall include the "ruleOp" attribute set to "MODIFY\_PCC\_RULE\_AND\_REPLACE\_PACKET\_FILTERS", the "pccRuleId" attribute including the PCC rule identifier corresponding the QoS rule identifier and the "packFiltInfo" attribute. Each PacketFilterInfo instance shall contain one packet filters requested for addition to this QoS Rule. If the UE request includes the modified QoS information the SMF shall also include the "reqQos" attribute to indicate the updated QoS for the affected PCC rule. If the PCF authorizes the request, the PCF shall update PCC rule by replacing the all existing packet filters within the service data flow template of the PCC rule with the new packet filter(s).
- When the UE requests to "Modify existing QoS rule and delete packet filters" for the QoS rule created as a result of the UE-initiated resource modification, SMF shall include the "ruleOp" attribute set to "MODIFY\_PCC\_RULE\_AND\_DELETE\_PACKET\_FILTERS", the "pccRuleId" attribute including the PCC rule identifier corresponding the QoS rule identifier and the "packFiltInfo" attribute. Each PacketFilterInfo instance shall within the "packFiltId" attribute include the removed packet filter identifier assigned by the PCF corresponding to the packet filter identifier received from the UE. If the UE request includes modified QoS information the SMF shall also include the "reqQos" attribute to indicate the updated QoS for the affected PCC rule(s). If the PCF authorizes the request, the PCF shall update PCC rule by removing the corresponding packet filters from the service data flow template of the PCC rule.
- When the UE requests to "Modify existing QoS rule without modifying packet filters" for the QoS rule created as a result of the UE-initiated resource modification, SMF shall include the "ruleOp" attribute set to "MODIFY\_PCC\_RULE\_WITHOUT\_MODIFY\_PACKET\_FILTERS", the "pccRuleId" attribute including the PCC rule identifier corresponding the QoS rule identifier, the "packFiltInfo" attribute and the modified QoS information within the "reqQos" attribute. The "packFiltInfo" attribute shall include one PacketFilterInfo instance which includes any packet filter identifier assigned by the PCF for the PCC rule within the "packFiltId" attribute.
- When the UE requests to "Delete existing QoS rule" the SMF shall include the "ruleOp" attribute set to "DELETION\_PCC\_RULE" for the QoS rule created as a result of the UE-initiated resource modification, the "pccRuleId" attribute including the PCC rule identifier corresponding the QoS rule identifier and the "packFiltInfo" attribute. The "packFiltInfo" attribute shall include one PacketFilterInfo instance which includes any packet filter identifier assigned by the PCF for the PCC rule within the "packFiltId" attribute. The PCF shall remove the PCC rule when the PCF receives the request according to the PCC rule identifier.

The SMF shall calculate the requested GBR, for a GBR 5QI, as the sum of the previously authorized GBR for the affected PCC rule, corresponding to the QoS rule, adjusted with the difference between the requested GBR for the QoS flow and previously negotiated GBR for the QoS flow. For the UE request to create a new QoS Rule, the GBR as requested by the UE for the QoS rule shall be used.

If the request covers all the PCC rules with a QoS flow binding to the same QoS flow, then the SMF may request a change to the 5QI for existing PCC rules.

For the purpose of creating or modifying a QoS rule with adding, replacing and modifying packet filter, within the UeInitiatedResourceRequest instance, the SMF shall include the precedence information of the QoS rule within the "precedence" attribute, and within each PacketFilterInfo instance, the SMF shall include the "packFiltCont" attribute, "tosTrafficClass" attribute, "spi" attribute, "flowLabel" attribute and "flowDirection" attribute set to the value(s) describing the packet filter provided by the UE.

NOTE: The UE signalling with the network is governed by the applicable NAS signalling TS. The NAS 3GPP TS for a specific access may restrict the UE possibilities to make requests compared to what is stated above.

If the PCF authorizes the request from the UE, the PCF shall construct a PCC rule(s) based on the UeInitiatedResourceRequest data structure. For the request to add the filter(s), the PCF shall within the FlowInformation data structure include the assigned packet filter identifier within the "packFiltId" attribute. When the SMF derives the QoS based on the PCC rule, the SMF shall assign a new packet filter identifier for each added packet filter within the QoS rule and keep the mapping between the packet filter identifier for the packet filter within the PCC rule and QoS rule.

The PCF shall perform the QoS authorization for the new created or modified PCC rules if requested by the UE as defined in subclause 4.2.6.6.2.

If the PCF detects that the packet filters in the request for new PCC rules received from the SMF is covered by the packet filters of outstanding PCC rules that the PCF is provisioning to the SMF, the PCF may reject the request and indicate the cause for the rejection including the "cause" attribute of the ProblemDetails data structure set to "ERROR\_CONFLICTING\_REQUEST" in an HTTP "403 Forbidden" response message. If the SMF receives a response message with this code, the SMF shall reject the PDU session modification that initiated the HTTP request.

If the PCF does not accept one or more of the traffic mapping filters provided by the SMF in an HTTP Request (e.g. because the PCF does not allow the UE to request enhanced QoS for services not known to the PCF), the PCF shall reject the request and indicate the cause for the rejection including the "cause" attribute of the ProblemDetails data structure set to "ERROR\_TRAFFIC\_MAPPING\_INFO\_REJECTED" in an HTTP "403 Forbidden" response message. If the SMF receives an HTTP response with this code, the SMF shall reject the PDU session modification that initiated the HTTP request.

The PCF shall not combine a rejection with provisioning of PCC rule operations in the same HTTP response.

#### 4.2.4.18 Trace Control

When there is the requirement to activate tracing the SMF may provide trace control parameters to the PCF via the Npcf\_SMPolicyControl\_Update service operation. The update service operation may also indicate the deactivation of the trace session to the PCF.

#### 4.2.4.19 Negotiation of the QoS flow for IMS signalling

When UE initiates a resource modification request, if the SMF includes the "qosFlowUsage" attribute containing "IMS\_SIG" within SmPolicyUpdateContextData data structure and the PCF accepts that a QoS flow dedicated to IMS signalling shall be used, the PCF shall return the "qosFlowUsage" containing "IMS\_SIG" value within the SmPolicyDecision data structure. The provided PCC rules shall have the 5QI applicable for IMS signalling.

#### 4.2.4.20 Notification about Service Data Flow QoS target enforcement

When the SMF gets the knowledge that for one or more QoS Flows:

- the GBR QoS targets cannot be guaranteed; or
- the GBR QoS targets can be guaranteed again;

the SMF shall inform the PCF that the GBR QoS targets cannot be guaranteed or can be guaranteed again for the PCC rules bound to the QoS flows.



The SMF gets the knowledge that the GBR QoS targets cannot be guaranteed or can be guaranteed again for the QoS flow(s) as follows:

- upon receiving a notification from the NG-RAN that the GFBR can no longer be guaranteed or can be guaranteed again as defined subclause 5.2.2.3.1 of 3GPP TS 29.502 [22]; or
- during a handover, a QoS Flow which is listed as transferred QoS Flow received from the AMF as defined subclause 5.2.2.3.1 of 3GPP TS 29.502 [22] can be interpreted as a notification that GFBR can be guaranteed again if the SMF has received a notification from the source NG-RAN that the GFBR can no longer be guaranteed but does not receive an explicit notification that the GFBR can no longer be guaranteed for that QoS Flow from the Target NG-RAN within a configured time as previous bullet.

The SMF shall send an HTTP POST request to the PCF with an SmPolicyUpdateContextData data structure, including the "QOS\_NOTIF" within "repPolicyCtrlReqTriggers" attribute and the "qncReports" attribute. In each QosNotificationControlInfo data structure, the SMF shall include the indication that the GBR QoS targets cannot be guaranteed or the GBR QoS targets can be guaranteed again within the "notifType" attribute and affected PCC rule identifiers within the "refPccRuleIds" attribute. If the "AuthorizationWithRequiredQoS" feature as defined in subclause 5.8 is supported and if the SMF additionally receives the reference to the matching Alternative QoS Profile which the NG-RAN can guarantee when the NG-RAN indicates the GBR QoS targets cannot be guaranteed, the SMF shall include the reference to the QosData data structure for the Alternative QoS parameter set corresponding to the reference to the matching alternative QoS profile within the "altQosParamId" attribute.

If the affected PCC rule was provisioned with a content version, the SMF shall include the "contVers" attribute defined in the QosNotificationControlInfo data structure for those corresponding PCC rules. The SMF may include more than one content version in the "contVers" attribute for the same PCC rule within the corresponding QosNotificationControlInfo instance included in the "qncReports" attribute (e.g. the SMF has combined multiple PCC rule versions enforcement into one QoS flow operation).

When the PCF receives the HTTP POST request, it shall acknowledge the request by sending a "200 OK" response to the SMF and then notify the AF as defined in 3GPP TS 29.514 [17], subclause 4.2.5.4.

#### 4.2.4.21 Session Rule Error Report

If the "SessionRuleErrorHandling" feature is supported and if the installation/activation of one or more session rules fails using the procedure as defined in subclauses 4.2.2.1 or 4.2.4.1 or the PCF installed, activated or modified one or more session rules as defined in subclause 4.2.3.1 but enforcement of the session Rule was unsuccessful (e.g. session-AMBR is rejected by the AMF in the roaming scenario, the SMF shall include the "sessRuleReports" attribute for the affected session rules to report the failure within the SmPolicyUpdateContextData data structure. Within each SessionRuleReport instance, the SMF shall identify the failed session rule(s) by including the affected session rules within the "ruleIds" attribute(s), identify the failed reason code by including a "sessRuleFailureCode" attribute, and shall include rule status within the "ruleStatus" attribute with the value as described below.

If the installation/activation of one or more new session rules (i.e., rules which were not previously successfully installed) fails, the SMF shall set the "ruleStatus" to INACTIVE.

The removal of a session rule shall not fail, even if the PDU session procedures with the UE fail. The SMF shall retain information on the removal and conduct the necessary PDU session procedures with the UE when it is possible.

If the modification of a currently active session rule, the SMF shall retain the existing session rule as active without any modification unless the reason for the failure has an impact also on the existing session rule. The SMF shall report the modification failure to the PCF.

If a session rule was successfully installed/activated, but can no longer be enforced by the SMF, the SMF shall set the "ruleStatus" attribute to INACTIVE.

NOTE: When the PCF receives "ruleStatus" set to INACTIVE, the PCF does not need request the SMF to remove the inactive session rule.

Depending on the value of the "sessRuleFailureCode" attribute, the PCF may decide whether retaining of the old session rule, re-installation, modification, removal of the session rule or any other action applies.

#### 4.2.4.22 Request the termination of SM Policy association

If "RespBasedSessionRel" feature is supported, PCF may request the PDU session termination upon receiving a POST message from the SMF (e.g. when usage quota reached). In this case, the PCF shall include the "relCause" attribute within the SmPolicyDecision data structure of the response to the POST message.

After the receipt of a successful HTTP POST response from the PCF containing the "relCause" attribute within the SmPolicyDecision data structure, the SMF shall invoke the Npcf\_SMPolicyControl\_Delete Service Operation defined in subclause 4.2.5 to terminate the policy association and initiate the procedure to terminate the PDU session as defined in 3GPP TS 29.502 [22].

#### 4.2.4.23 Reporting of TSN information

If the feature "TimeSensitiveNetworking" is supported and the "TSN\_BRIDGE\_INFO" policy control request trigger is provisioned in the SMF, when new 5GS Bridge information is available the SMF requests to update the SM Policy Association and provides to the PCF information on the conditions that have been met.

The Policy Control Request Trigger condition "TSN\_BRIDGE\_INFO" is met when:

- a. the SMF detects new 5GS Bridge ports which supports exchange of Ethernet Port Management Information Containers. The SMF shall send to the PCF, if changed, and if available:
  - the one or more NW-TT port numbers allocated by the UPF encoded within the "nwtPortNums" attribute;
  - the DS-TT port number encoded in the "dsttPortNum" attribute allocated by the UPF;
  - the bridge ID received from the UPF encoded in the "bridgeId" attribute;
  - the MAC address of the DS-TT received from the UE encoded in the "dsttAddr" attribute; and
  - the UE-DS-TT residence time if received from the UE encoded in the "dsttResidTime" attribute,within the SmPolicyUpdateContextData structure encoded in the "tsnBridgeInfo" attribute of the TsnBridgeInfo data type; and/or
- b. when the SMF receives a BMIC from the Bridge functionality of the UPF/NW-TT and/or a PMIC from the DS-TT port and/or one or more PMIC(s) in the corresponding one or more NW-TT ports. The SMF shall transparently forward to the PCF the BMIC encoded within the "tsnBridgeManCont" attribute and/or the DS-TT PMIC encoded within the "tsnPortManContDst" attribute and/or the one or more NW-TT PMIC(s) encoded within the "tsnPortManContNwtts" attribute within the SmPolicyUpdateContextData structure.

#### 4.2.4.24 Notification about Service Data Flow QoS Monitoring

When the SMF gets the information about any one of the following items for one or more SDFs from the UPF:

- uplink packet delay(s); or
- downlink packet delay(s); or
- round trip delay(s);

then SMF shall inform the PCF for the impacted PCC rules.

The SMF shall send an HTTP POST request to the PCF with an SmPolicyUpdateContextData data structure, including the "QOS\_MONITORING" within "repPolicyCtrlReqTriggers" attribute and the "qosMonReports" attribute. In each QosMonitoringReport data structure, the PCF shall include:

- one or two uplink packet delays within the "ulDelays" attribute; or
- one or two downlink packet delays within the "dlDelays" attribute; or
- one or two round trip packet delays within the "rtDelays" attribute; and
- affected PCC rule identifiers within the "refPccRuleIds" attribute.

#### 4.2.4.25 Access traffic steering, switching and splitting support

If "ATSSS" feature defined in subclause 5.8 is supported and the PCF has previously provisioned the AC\_TY\_CH policy control request trigger, when the UE requests to:

- add an access to an already established MA PDU session (i.e. registers to another access), the SMF shall, within the SmPolicyUpdateContextData data structure, include the "AC\_TY\_CH" within the "repPolicyCtrlReqTrigger" attribute and include the additional Access type and the additional RAT type if available within the "addAccessInfo" attribute.
- release an access from an already established MA PDU session (i.e. deregisters from one access but remains registered on the other access), the SMF shall, within the SmPolicyUpdateContextData data structure, include the "AC\_TY\_CH" within the "repPolicyCtrlReqTrigger" attribute and include the released access type and the released RAT type if available within the "relAccessInfo" attribute.

When the PCF receives the request from the SMF indicating the addition of Access Type or removal of Access Type, the PCF may provide PCC rules and/or session rules for the MA PDU session as defined in subclause 4.2.6.2.17 and subclause 4.2.6.3.4.

#### 4.2.4.26 Policy decision and condition data error handling

If the "PolicyDecisionErrorHandling" feature is supported and one or more policy decisions and/or condition datas which are not referred by any PCC rules or session rule is provisioned using the procedure as defined in subclauses 4.2.2.1, 4.2.3.1 or 4.2.4.1 but the storage was unsuccessful (e.g. the policy decision could not be successfully stored due to a limitation of resources at the SMF), the SMF shall include the "policyDecFailureReports" attribute to indicate the type(s) of the failed policy decisions and/or condition data within the SmPolicyUpdateContextData data structure. When the PCF receives the above reports, the PCF shall consider all the instances of the policy decisions and/or condition data which are not referred by any PCC rule and/or session stored at the SMF and indicated by the PolicyDecisionFailureCode data type are removed from the SMF.

#### 4.2.4.27 Policy Control for DDN Failure Events

If the feature "DDNEventPolicyControl" is supported, and if the PCF has previously provisioned "DDN\_FAILURE" policy control request trigger, the SMF shall send the PCC rule request when it receives an event subscription for DDN Failure event including the traffic descriptors. The SMF shall send an HTTP POST request to the PCF with an SmPolicyUpdateContextData data structure, including the "DDN\_FAILURE" within "repPolicyCtrlReqTriggers" attribute and include the traffic descriptor in the "trafficDescriptor" attribute within the SmPolicyUpdateContextData structure for policy evaluation.

If the feature "DDNEventPolicyControl" is supported, and if the PCF has previously provisioned "DDN\_DELIVERY\_STATUS" policy control request trigger, the SMF shall send the PCC rule request when it receives an event subscription for DDN Delivery Status event including the traffic descriptors. The SMF shall send an HTTP POST request to the PCF with an SmPolicyUpdateContextData data structure, including the "DDN\_DELIVERY\_STATUS" within "repPolicyCtrlReqTriggers" attribute and include the traffic descriptor in the "trafficDescriptor" attribute within the SmPolicyUpdateContextData structure for policy evaluation.

For both of the above cases, upon reception of the HTTP POST message, the PCF shall apply policies related to the traffic descriptors included in the HTTP POST message to derive the priority of the PCC rules.

### 4.2.5 Npcf\_SMPolicyControl\_Delete Service Operation

#### 4.2.5.1 General

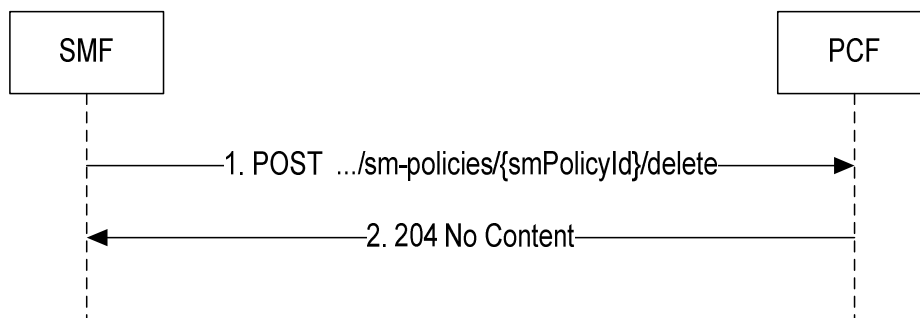
The delete service operation provides means for the NF service consumer to delete the context of PDU Session related information.

The following procedures using the Npcf\_SMPolicyControl\_Delete service operation are supported:

- Deletion of the policy context associated with a PDU session.
- Report Accumulated Usage.

- Report Access Network Information.

#### 4.2.5.2 SM Policy Association termination



**Figure 4.2.5.2-1: SM Policy Association termination**

When an individual resource of the SM Policy Association shall be deleted the SMF shall invoke the `Npcf_SMPolicyControl_DELETE` service operation to the PCF using an HTTP POST request, as shown in figure 4.2.5.2-1, step 1.

The SMF shall set the request URI to "`{apiRoot}/npcf-smpolicycontrol/v1/sm-policies/{smPolicyId}/delete`". The `{smPolicyId}` in the URI identifies the "Individual SM Policy" to be deleted.

The SMF delete request shall (if available) contain SM Policy Association related information within the `SmPolicyDeleteData` data structure in the body:

- accumulated usage within the "accuUsageReport" attribute as defined in subclause 4.2.5.3;
- the user location information within the "userLocationInfo" attribute, the information on when the UE was last known to be in that location within the "userLocationInfoTime" attribute, the PLMN identifier and for SNPN also the NID within the "servingNetwork" attribute, the timezone information within the "ueTimezone" attribute and RAN cause and/or the NAS cause within the "ranNasRelCauses" attribute as defined in subclause 4.2.5.4;
- the "PS\_TO\_CS\_HO" value within the "pduSessRelCause" attribute, if the PDU session is released due to PS to CS handover and the "PDUSessionRelCause" feature defined in subclause 5.8 is supported.

When the PCF receives the HTTP POST request from the SMF, the PCF shall acknowledge the request by sending an HTTP response message with the corresponding status code. The PCF acknowledged the delete request by sending a "204 No Content" response to the SMF, as shown in figure 4.2.5.2-1, step 2. Further, the PCF shall remove the individual resources linked to the delete request.

#### 4.2.5.3 Report Accumulated Usage

If the UMC feature is supported, when the SMF receives the accumulated usage report from the UPF as defined in subclause 7.5.7.2 of 3GPP TS 29.244 [13], within the `SmPolicyDeleteData` data structure the SMF shall include one or more accumulated usage reports within the "accuUsageReports" attribute.

If all PDU sessions of a user to the same DNN are terminated, the PCF may store the remaining allowed usage, i.e. the information about the remaining overall amount of resources, in the UDR as defined in 3GPP TS 29.519 [15].

#### 4.2.5.4 Report Access Network Information

If the RAN-NAS-Cause feature is supported or the NetLoc feature is supported, within the `SmPolicyDeleteData` data structure the SMF shall provide the available access network information within the "userLocationInfo" attribute (if available), the information on when the UE was last known to be in that location within "userLocationInfoTime" attribute (if available), "ueTimezone" attribute (if available). Additional, for NetLoc feature, if the user location information is not available, the SMF shall include the PLMN identifier and for SNPN also the NID within the "servingNetwork" attribute; for RAN-NAS-Cause feature, if the SMF received from the access network the RAN cause and/or the NAS cause due to PDU session termination, the SMF shall provide the received cause(s) in the "ranNasRelCauses" attribute.

## 4.2.6 Provisioning and Enforcement of Policy Decisions

### 4.2.6.1 General

Policy Decisions are provided from the PCF to the NF service consumer (SMF) as part of the following service operations:

- the Npcf\_SMPolicyControl\_Create Service Operation described in subclause 4.2.2;
- the SM Policy Association Notification request as part of the Npcf\_SMPolicyControl\_UpdateNotify Service Operation as described in subclause 4.2.3.2; and
- the Npcf\_SMPolicyControl\_Update service operation as described in subclause 4.2.4

Policy decisions shall be encoded within the SmPolicyDecision data structure defined in subclause 5.6.2.4

Policy decisions may include:

- Session Rules as described in subclause 4.1.4.3 encoded within the "sessRules" attribute;
- PCC Rules as described in subclause 4.1.4.2 encoded within the "pccRules" attribute;
- QoS decisions as described in subclause 4.1.4.4.3 that can be referenced from PCC rules and session rules encoded within the "qosDecs" attribute;
- charging decisions as described in subclause 4.1.4.4.4 that can be referenced from PCC rules encoded within the "chgDecs" attribute;
- Traffic control decisions as described in subclause 4.1.4.4.2 that can be referenced from PCC rules encoded within the "traffContDecs" attribute;
- Usage monitoring control decisions as described in subclause 4.1.4.4.5 that can be referenced from PCC rules and session rules encoded within the "umDecs" attribute;
- Conditions that can be referenced from PCC rules and session rules encoded within the "conds" attribute;
- A reflective QoS timer;
- Policy control request triggers and applicable additional information, e.g., Revalidation Time, PRA information;
- Last requested rule data;
- Last requested usage data;
- Default charging method of the PDU session;
- Charging information;
- P-CSCF Restoration Support Indication;
- IP index information;
- Usage of QoS flow.

For the Npcf\_SMPolicyControl\_Create Service Operation, the SmPolicyDecision data structure shall contain a full description of all of policies decisions provided by the PCF for the policy association.

For the Npcf\_SMPolicyControl\_UpdateNotify service operation for the SM Policy Association Notification request and for the Npcf\_SMPolicyControl\_Update service operation, the SmPolicyDecision data structure shall contain a description of changes of the policies decisions with respect to the last provided previous policy decision for the corresponding policy association. The default charging method of the PDU session, charging information, Reflective QoS Timer, P-CSCF Restoration Support Indication and IP index information shall not be updated by the PCF.

If no other rules are defined for specific data types within the SmPolicyDecision data structure, the encoding of changes of the policies decisions in the SmPolicyDecision data structure shall follow the following principles:

- 1) To modify an attribute with a value of type map (e.g. the "sessRules" attribute, the "pccRules" attribute, the "qosDecs" attribute, the "traffContDecs" attribute, the "umDecs" attribute, and the "conds" attribute) the attribute shall be provided with a value containing a map with entries according to the following principles:
  - A new entry shall be added by supplying a new identifier (e.g. rule / decision identifier) as key and the corresponding structured data type instance (e.g. PCC rule) with complete contents as value as an entry within the map.
  - An existing entry shall be modified by supplying the existing identifier as key and the corresponding structured data type instance with the same existing identifier (e.g. set the "qosId" to the same existing QoS data decision identifier), which shall describe the modifications following bullets 1 to 6, as value as an entry within the map.
  - An existing entry shall be deleted by supplying the existing identifier as key and "NULL" as value as an entry within the map.
  - For an unmodified entry, no entry needs to be provided within the map.
- 2) To modify an attribute with a structured data type instance as value, the attribute shall be provided with a value containing a structured data type instance with entries according to bullets 1 to 6.
- 3) To modify an attribute with another type than map or structured data type as value, the attribute shall be provided with a complete representation of its value that shall replace the previous value.
- 4) To create an attribute of any type, the attribute shall be provided with a complete representation of its value.
- 5) To delete an attribute of any type, the attribute shall be provided with NULL as value.

NOTE 1: Attributes that are allowed to be deleted need to be marked as "nullable" within the OpenAPI file in Annex A.

- 6) Attributes that are not added, modified, or deleted do not need to be provided.

NOTE 2: In related data structures no attribute can be marked as mandatory except the attribute for the identifier (e.g. rule / decision identifier).

The PCF shall not remove a provisioned policy decision data or condition data from the SMF when the reference(s) from the PCC rule(s) or session rule(s) are still valid. The PCF may keep a policy decision data or condition data valid when the PCF removes all the PCC(s) or session rule(s) referring to the policy decision data or condition data.

If the installation/activation of one or more new PCC rule(s) or session rule(s) (i.e. rules which were not previously successfully installed) fails, although the failed PCC rule(s) or session rule(s) is removed, the policy decision data or condition data which is referred by the failed PCC rule(s) or session rule(s) remains applicable in the SMF until the PCF removes it.

## 4.2.6.2 PCC Rules

### 4.2.6.2.1 Overview

The PCF may perform an operation on a single PCC rule or a group of PCC rules. The impacted rules shall be included in the "pccRules" map attribute within the SmpolicyDecision data structure with the "pccRuleId" as a key. For activating the pre-defined PCC rule, or installing or modifying a dynamic PCF-provisioned PCC rule, the corresponding PccRule data instance shall be provided as the map entry value. For deactivating or removing a PCC rule, the map entry value shall be set to NULL.

NOTE 1: When deactivating a predefined PCC rule that is activated in more than one QoS flow, the predefined PCC rule is deactivated simultaneously in all the QoS flow where it was previously activated.

In order to activate a pre-defined PCC rule, the PCF shall within the PccRule instance include the pre-defined PCC rule identifier within the "pccRuleId" attribute and the "refCondData" attribute if applicable, i.e. the PccRule instance is empty except for the "pccRuleId" attribute and the "refCondData" if applicable. If the "refCondData" attribute is applicable, a "conds" attributes containing the corresponding Condition Data referred by the PCC rule shall be included in the SmpolicyDecision data structure if it has not been provided.

In order to install a new dynamic PCF-provisioned PCC rule, the PCF shall further set other attributes within the PccRule data structure as follows:

- it may include the precedence within the "precedence" attribute. Within a PDU session, the PCF shall authorize different precedence values for the PCC rules whose packet filters contained within the "flowDescription" attribute or the "ethFlowDescription" attribute include the "packetFilterUsage" attribute set to true;

NOTE 2: The SMF sets the precedence value of the QoS rule to the precedence value of the PCC rule for which the QoS rule is generated. The UE considers an error when two or more QoS rules associated with a PDU session have identical precedence values.

- it shall include either the flow information within the "flowInfos" attribute(s) or the application identifier within the "appId" attribute;
- it shall include one reference to the QoSData data structure within the "refQoSData" attribute. In this case, a "qosDecs" attributes containing the corresponding QoS data policy decisions shall be included in the SmPolicyDecision data structure if it has not been provided;
- it may include reference(s) to the QoSData structure within the "refAltQoSParams" attribute to refer to the Alternative QoS parameter sets of the service data flow. In this case, a "qosDecs" attributes containing the corresponding alternative QoS data policy decision(s) shall be included in the SmPolicyDecision data structure if it has not been provided;
- it shall include one reference to the TrafficControlData data structure within the "refTcData" attribute. In this case, a "traffContDecs" attribute containing the corresponding Traffic Control data policy decision shall be included in the SmPolicyDecision data structure if it has not been provided;
- it may include one reference to the ChargingData data structure within the "refChgData" attribute. In this case, a "chgDecs" attribute containing the corresponding Charging Data policy decisions shall be included in SmPolicyDecision data structure if it has not been provided;
- it may include one reference to the UsageMonitoringData data structure within the "refUmData" attribute. In this case, a "umDecs" attribute containing the corresponding Usage Monitoring data policy decision shall be included in the SmPolicyDecision data structure if it has not been provided;
- it may include one reference to the QoSMonitoringData data structure within the "refQoSMon" attribute. In this case, a "qosMonDecs" attribute containing the corresponding QoS Monitoring data policy decision shall be included in the SmPolicyDecision data structure if it has not been provided; and
- it may include one reference to the ConditionData data type within the "refCondData" attribute. In this case, a "conds" attributes containing the corresponding Condition Data shall be included in the SmPolicyDecision data structure if it has not been provided;

In order to modify an existing dynamic PCF-provisioned PCC rule, the PCF shall further set other attributes within the PccRule data structure as follows:

- If the PCF needs to modify the attribute(s) within a PCC rule, the PCF shall include the modified attributes(s) with the new value(s) within the PccRule data instance. Previously supplied attributes not supplied in the modified PCC rule instance shall remain valid.
- If the PCF only needs to modify the content of referenced policy decision data (e.g. QoSData, ChargingData, etc.) and/or condition data for one or more PCC rules, the PCF shall, within the SmPolicyDecision data structure, include the corresponding policy decision data and/or condition data within the corresponding map attributes (e.g. include the QoS data decision within the "qosDecs" attribute).

In order to modify the content of referenced condition data for one or more existing pre-defined PCC rules, the PCF shall, within the SmPolicyDecision data structure, include the corresponding condition data within the "conds" attribute.

The PCF may combine multiple of the above PCC rule operations in a single message.

The SMF shall ensure that at least one PCC Rule bound to the default QoS flow is activated for the PDU Session. If the PCF did not provision any PCC rule, the SMF shall activate at least one pre-defined PCC rule which is not known by the PCF and bound to the default QoS flow.

#### 4.2.6.2.2 Gate function

The Gate Function represents a user plane function enabling or disabling the forwarding of data packets belonging to a service data flow. A gate is described within a PCC rule. If the PCC rule contains the "flowInfos" attribute(s) applicable for uplink service data flows, it shall describe a gate for the corresponding uplink service data flows. If the PCC rule contains the "flowInfos" attribute(s) applicable for downlink service data flows, it shall describe a gate for the corresponding downlink service data flows. If the PCC rule contains the "appId" attribute, it shall describe a gate for the corresponding detected application traffic. The "flowStatus" attribute within a TrafficControlData data structure which the PCC rule refers to shall describe if the possible uplink and possible downlink gate is opened or closed.

The commands to open or close the gate shall lead to the enabling or disabling of the passage for corresponding data packets. If the gate is closed all packets of the related service data flows shall be dropped. If the gate is opened the packets of the related service data flows are allowed to be forwarded.

#### 4.2.6.2.3 Policy enforcement for authorized QoS per PCC Rule

The PCF can provide the authorized QoS for a PCC rule to the SMF. The Provisioning of authorized QoS per PCC Rule shall be performed using the PCC rule provisioning procedure as defined in subclause 4.2.6.2.1. For a PCF-provided PCC rule, the authorized QoS shall be encoded using a QoSData data structure. The PCF shall include the reference to the QoSData data structure within the "refQoSData" attribute of the PCC rule and a "qoSDecs" attribute containing this QoS data decision within the SmPolicyDecision data structure.

If the authorized QoS is provided for a PCC rule, the SMF shall derive the QoS profile towards the access network if applicable, the QoS rule towards the UE if applicable, and the QoS information with the PDR(s) towards the UPF.

#### 4.2.6.2.4 Redirect function

The PCF may provide the redirect instruction for one or several dynamic PCC rule to the SMF. The Provisioning shall be performed using the policy provisioning procedure as defined in subclause 4.2.6.1.

The "traffContDecs" attribute within the SmPolicyDecision is used to provide traffic control decisions. The redirect instruction shall be encoded using a "redirectInfo" attribute within the corresponding TrafficControlData data structure. That attribute provides a RedirectInformation data structure with the following components:

- The "redirectEnabled" attribute indicates whether redirect is enabled. It shall be included and set to true when the redirect instruction is initially provisioned and may be included in subsequent updates of the RedirectInformation to enable or disable the redirect instruction.
- The redirect address may be provided using the "redirectAddressType" and "redirectServerAddress" attributes or may be preconfigured in the SMF/UPF. A redirect destination provided within the "redirectServerAddress" attribute for a dynamic PCC Rule shall override the redirect destination preconfigured in the SMF/UPF.

NOTE: The SMF/UPF uses the preconfigured redirection address only if it can be applied to the application traffic being detected, e.g. the redirection destination address could be preconfigured on a per application identifier basis.

If redirect needs to be applied to a dynamic PCC rule, that PCC rule shall reference a traffic control decision with such redirect instructions. If a dynamic PCC rule includes flow information for UE IPv4 address and IPv6 prefix address(es) related to the same application identifier and ADCmultiRedirection feature is supported, addRedirectInfo attribute including more than one RedirectInformation data may be provided simultaneously as the redirect instruction.

If "redirectInfo" attribute is provided for a dynamic PCC rule, the SMF shall instruct the UPF to perform the redirection as defined in 3GPP TS 29.244 [13].

To disable the redirect function for one or more already installed PCC Rule, the PCF shall:

- update the PCC rule to modify the reference to a new Traffic Control Data decision which does not have the "redirectInfo"; or
- update the Traffic Control Data decision which the PCC rule refers to with the "redirectEnabled" attribute set to false if the PCF disables the redirect function for all the PCC rules which refer to this Traffic Control Data decision.



#### 4.2.6.2.5 Usage Monitoring Control

Usage monitoring may be performed for service data flows associated with one or more PCC rules.

The provisioning of usage monitoring control per PCC rule shall be performed using the PCC rule provisioning procedure as defined in subclause 4.2.6.2.1. For a dynamic PCC rule, the reference to the UsageMonitoringData data structure of the usage monitoring control instance, which is related with the PCC rule, shall be included within the "refUmData" attribute of the PccRule data structure of the PCC rule(s). For a predefined PCC rule, the reference to a usage monitoring control instance shall be included in the rule definition at the SMF. Usage monitoring shall be activated for both service data flows associated with predefined PCC rules and dynamic PCC rules, including rules with deferred activation and/or deactivation times while those rules are active.

#### 4.2.6.2.6 Traffic Steering Control support

If the TSC feature is supported, the PCF may instruct the SMF to apply a traffic steering control for the purpose of steering the subscriber's traffic to appropriate operator or 3<sup>rd</sup> party service functions (e.g. NAT, antimalware, parental control, DDoS protection) in the N6-LAN or enabling the routing of the user traffic to a local Data Network identified by the DNAI per AF request.

##### 4.2.6.2.6.1 Steering the traffic in the N6-LAN

This procedure is only applicable in non-roaming and home-routed scenarios.

For the purpose of steering the subscriber's traffic to appropriate operator or 3<sup>rd</sup> party service functions in the N6-LAN, the PCF shall include the reference to a Traffic Control Data decision within the PccRule data instance and set other attribute as follows:

- either include the application to be detected identified by the "appId" attribute or the service data flow to be detected identified by the "flowInfos" attribute(s) within the PccRule data structure; and
- include a "traffContDecs" attribute containing the corresponding Traffic Control Data decision within the SmPolicyDecision if it has not been provided yet. In this case, the PCF shall include a traffic steering policy identifier for downlink identified by the "trafficSteeringPolIdDI" attribute and/or a traffic steering policy identifier for uplink identified by the "trafficSteeringPolIdUI" attribute directly within the Traffic Control Data decision.

The PCF may also provision the traffic steering control information by activating the pre-defined PCC rule(s) in the SMF.

##### 4.2.6.2.6.2 Steering the traffic to a local access of the data network

This procedure is only applicable in non-roaming and visited access scenarios.

The PCF shall determine if the ongoing PDU Session is impacted by the routing of traffic to a local access to a data network as follows:

- If the AF request includes the individual IP address/ prefix allocated to an UE or the UE MAC address, the PCF shall store the received traffic routing information and shall perform the session binding as defined in subclause 6.2 of 3GPP TS 29.513 [7] to determine the impacted PDU session.
- Otherwise, the PCF fetches the traffic routing data information from the UDR as defined in 3GPP TS 29.519 [15] applicable for a UE, any UE or Internal Group Id if received in the SMF request.

Then the PCF authorizes the request for influencing SMF routing decisions. For the impacted PDU Session that corresponds to the AF request, the PCF shall take into account, if available, the local routing indication stored in the policy data subscription information in UDR as defined in 3GPP TS 29.519 [15] to determine whether it is allowed to generate PCC rules with traffic routing information. When allowed, the PCC rules are generated based on the AF request as follows:

- When the request is for influencing SMF routing decisions, based on the traffic routing information, operator's policy, etc. and determines the traffic steering policy. The traffic steering policy indicates for each DNAI, a traffic steering policy identifier configured in SMF and/or if the N6 routing information associated to the application is explicitly provided by the AF, the N6 routing information (as provided by the AF). The traffic steering policy identifier is related to the mechanism enabling traffic steering to the DN, the PCF derives it from

the routing profile Id provided by the AF. The PCF shall within each PccRule data instance include the information to identify the traffic within the "flowInfos" attribute or "appId" attribute, and within the TrafficControlData data type which the PCC rule refers to include a list of locations which the traffic shall be routed to in the "routeToLocs" attribute. Within each RouteToLocation instance, the PCF shall include a DNAI in the "dnai" attribute to indicate the location of the application towards which the traffic routing is applied, and a traffic steering policy identifier in the "routeProfId" attribute or the explicit routing information in the "routeInfo" attribute. If the AF provides both a traffic steering policy identifier and the N6 routing information for a DNAI, the PCF shall include two RouteToLocation instances with same DNAI within the "dnai" attribute and include the traffic steering policy identifier within the "routeProfId" attribute in one instance and include the explicit routing information within the "routeInfo" attribute in the other instance.

- NOTE 1: The N6 traffic routing requirements are related to the mechanism enabling traffic steering in the local access to the DN. The routing profile ID refers to a pre-agreed policy between the AF and the 5GC. This policy may refer to different steering policy identifier(s) sent to SMF and e.g. based on time of the day etc.
- NOTE 2: Per DNAI, a Traffic steering policy identifier and/or N6 traffic routing information can be provided. If the pre-configured traffic steering policy (that is referenced by the traffic steering policy identifier) contains information that is overlapping with the N6 traffic routing information, the N6 traffic routing information shall take precedence.
- NOTE 3: In this release of the specification, either a traffic steering policy identifier for UL or a traffic steering policy identifier for the DL can be defined per DNAI.
- When the request is for subscribing the UP path change event of the PDU session, the PCF shall include the information on AF subscription to UP path change event within the PCC rule(s) to request the notification from the SMF for the AF. In order to do so, the PCF shall within the PccRule data instance(s) include the information to identify the traffic either within the "flowInfos" attribute or "appId" attribute, and/or within the Traffic Control Data data decision which the PCC rule refers to include the information on AF subscription to the events within the "upPathChgEvent" attribute. Within the "upPathChgEvent" attribute, the PCF shall include the "dnaiChgType" attribute to indicate the type of notification (i.e. early notification, late notification or both), the notification address within the "notificationUri" attribute, the notification correlation Id within the "notifCorreId" attribute and if the URLLC feature is supported, may include an indication of AF acknowledgement to be expected within the "afAckInd" attribute. In order to enable the AF to identify the AF request which the notification corresponds to when the AF receives the notification from the SMF as defined in subclause 4.2.2.2 of 3GPP TS 29.508 [12], the PCF shall set the values of "notificationUri" attribute and "notifCorreId" attribute respectively as follows:
    - If the PCF fetches the traffic routing data information from the UDR, the PCF shall set the value of "notificationUri" to the value of the "upPathChgNotifUri" attribute of the TrafficInfluData data structure and set the value of "notifCorreId" attribute to value of "upPathChgNotifiCorreId" attribute of the TrafficInfluData data structure as defined in 3GPP TS 29.519 [15].
    - If the PCF receives the traffic routing data information from the AF via N5 interface, the PCF shall set the values of "notificationUri" attribute and "notifCorreId" attribute according to the "upPathChgSub" attribute within the AfRoutingRequirement data structure as defined in 3GPP TS 29.514 [17].
  - If the AF request includes an indication indicating that application relocation is not possible, the PCF shall within the PccRule data instance(s) include the information to identify the traffic either within the "flowInfos" attribute or "appId" attribute and the "appReloc" attribute set to true. In this case, the SMF shall ensure that for the traffic related with an application, no DNAI change takes place once selected for this application;
  - If the URLLC feature is supported and the AF request includes an indication indicating that the UE IP address preservation should be considered, the PCF shall within the PccRule data instance(s) include the indication of UE IP address preservation within the "addrPreserInd" attribute; and
  - If the AF request includes an indication indicating that the PDU session should be correlated by a common DNAI for a given traffic, the PCF shall within the TrafficControlData data instance provisioned for one or more PCC rules, include the indication of traffic correlation within the "traffCorreInd" attribute.

The PCF shall provide the PCC rule(s) as defined in subclause 4.2.6.2.1.

If the temporal validity condition is received, the PCF shall evaluate the temporal validity condition of the AF request and informs the SMF to install or remove the corresponding PCC rules according to the evaluation result. When policies

specific to the PDU Session and policies general to multiple PDU Sessions exist, the PCF gives precedence to the PDU Session specific policies over the general policies.

If the spatial validity condition is received, the PCF considers the latest known UE location to determine the PCC rules provided to the SMF. In order to do that, the PCF shall request the SMF to report the notifications about change of UE location in an area of interest (i.e. Presence Reporting Area) as defined in subclauses 4.2.2.13 or 4.2.3.19. The subscribed area of interest may be the same as spatial validity condition, or may be a subset of the spatial validity condition (e.g. a list of TAs) based on the latest known UE location. When the SMF detects that UE entered the area of interest subscribed by the PCF, the SMF notifies the PCF and the PCF provides to the SMF the PCC rules described above. When the SMF becomes aware that the UE left the area subscribed by the PCF, the SMF notifies the PCF and the PCF may remove or provide updated PCC rules to the SMF.

When the PCC rules are installed, the SMF may, based on local policies, take the information in the PCC rules into account to:

- if the PDU Session is of IP type and if the indication of UE IP address preservation is included in the PCC rules, the SMF should preserve the UE IP address and, if necessary, not reselect the related PSA UPF for the traffic identified in the PCC rule once the PSA UPF is selected; otherwise, the SMF (re)selects UPF(s) as it might be required for PDU Sessions.
- activate mechanisms for traffic multi-homing or enforcement of an UL Classifier (UL CL).
- inform the AF of the (re)selection of the UP path (change of DNAI).
- if the indication of traffic correlation is included within the "traffCorreInd" attribute in [the TrafficControlData data type referenced by a set of PCC rules](#), based on SMF implementation and local configuration, the SMF should select a common DNAI from the list of DNAI included in the "routeToLocs" attribute for the identified traffic of the PDU session.

#### 4.2.6.2.7 Conditioned PCC rule

The PCF may control at what time the status of a PCC rule changes. In order to provision a PCC rule with conditional data, the PCF shall provision a PCC rule as defined in subclause 4.2.6.2.1 and include within its "refCondData" attribute the corresponding ConditionData's "condId" attribute value. The PCF shall also ensure that the referenced ConditionData instance is included in the "conds" map within the SmPolicyDecision data structure following the procedures defined in subclause 4.2.6.1.

Within the ConditionData instance, the PCF shall include the activation time within the "activationTime" attribute and/or deactivation time within the "deactivationTime" attribute.

When the SMF receives the PCC rule, the SMF shall act as follows:

- 1) If "activationTime" attribute is specified only and the time specified in "activationTime" attribute is in the future, then the SMF shall set the PCC rule inactive and make it active at that time. If time specified in the "activationTime" attribute is in the past, then the SMF shall immediately set the PCC rule active.
- 2) If "deactivationTime" attribute is specified only and the time specified in "deactivationTime" attribute is in the future, then the SMF shall set the PCC rule active and make it inactive at that time. If the time specified in the "deactivationTime" is in the past, then the SMF shall immediately set the PCC rule inactive.
- 3) If both "activationTime" attribute and "deactivationTime" attribute are specified, and the time specified in the "activationTime" occurs before the time specified in the "deactivationTime" attribute, and also when the PCC rule is provided before or at the time specified in the "deactivationTime", the SMF shall handle the rule as defined in 1) and then as defined in 2).
- 4) If both "activationTime" attribute and "deactivationTime" attribute are specified, and the time specified in the "deactivationTime" attribute occurs before the time specified in the "activationTime", and also when the PCC rule is provided before or at the time specified in the "activationTime" attribute, the SMF shall handle the rule as defined in 2) and then as defined in 1).
- 5) If both the "activationTime" attribute and the "deactivationTime" attribute are specified but time has already occurred for both, and the time specified in the "activationTime" occurs before the time specified in the "deactivationTime" attribute, then the SMF shall immediately set the PCC rule inactive.

- 6) If both the "activationTime" attribute and the "deactivationTime" attribute are specified but time has passed for both, and the time specified in "deactivationTime" attribute occurs before the "activationTime" attribute, then the SMF shall immediately set the PCC rule active.

The PCF may modify a currently installed/activated PCC rule, including setting, modifying or deleting its deferred activation and/or deactivation time as follows:

- 1) When modifying a PCC rule by setting the deferred activation time and/or deactivation time, the PCF shall update the PCC rule by including the corresponding ConditionData's "condId" attribute value within the "refCondData" attribute and within the SmPolicyDecision data structure include the ConditionData instance within the "conds" attribute if not provisioned yet.
- 2) When modifying a PCC rule by modifying the deferred activation time and/or deactivation time:
  - the PCF may update the PCC rule by replacing the existing ConditionData instance's "condId" attribute value within the "refCondData" attribute with a new one and within the SmPolicyDecision data structure include the new ConditionData instance within the "conds" attribute if not provisioned yet; or
  - the PCF may update the condition data decision which the PCC rule refers to by updating the corresponding ConditionData instance as defined in subclause 4.2.6.1. The PCF may add an activation time or an deactivation time, update the values of the existing activation time and/or the existing deactivation time, or delete either the existing activation time or the existing deactivation time.
- 3) When modifying a PCC rule by deleting the deferred activation time and deactivation time:
  - the PCF shall delete the reference to the ConditionData instance within the PCC rule by updating PCC rule with the "refCondData" attribute set to NULL; and
  - the PCF may delete the condition data decision which the PCC rule refers to as defined in subclause 4.2.6.1 if no other PCC rules are referring to the condition data decision.

To delete a conditioned PCC rule, the PCF shall perform the deletion of PCC rule as defined in subclause 4.2.6.2.1.

The UE timezone information, if available, may be used by the PCF to derive the values of "activationTime" attribute and/or the "deactivationTime" attribute.

The PCC rule(s) including the reference to the Condition Data decision which includes the "activationTime" attribute and/or "deactivationTime" attribute shall be bound to a QoS flow associated with a default QoS rule that allows all UL packets. If such PCC(s) is not bound to a QoS flow associated with a default QoS rule, the SMF shall report the failure to the PCF by including the "ruleReports" attribute with the "failureCode" attribute set the value "NO\_QOS\_FLOW\_BOUND" for the affected PCC rule(s). Changes of the QoS profile or QoS rule which will initiate the signalling towards the access network and/or UE in such PCC rule(s) shall also not be applied.

NOTE: This limitation prevents dependencies on the signalling of changed traffic mapping information towards the UE.

#### 4.2.6.2.8 PCC rule for resource sharing

If the ResShare feature is supported by both the SMF and PCF as described in subclause 5.8, the PCF may indicate that the SMF should commonly reserve resources for a set of PCC rules. The SMF shall then, for PCC rules bound to the same QoS flow and the same sharing key value, use the highest GBR value among those PCC rules as input for calculating the common GBR value when reserving QoS flow resources. The GBR value for each direction shall be considered separately, so that the uplink and downlink GBR values may originate from different PCC rules.

The SMF may, based on internal logic, use the highest MBR value among the provided PCC rules indicated to share resources, when determining the MBR for the QoS flow. Each individual PCC rule is still subject to data rate policing based on its own MBR values.

The PCF shall provide the "sharingKeyDL" attribute and/or "sharingKeyUL" attribute within the QoSData data structure which the PCC rules refers to in order to indicate that the related PCC rule may share resources with other PCC rules bound to the same QoS flow.

The SMF shall apply resource sharing if at least two PCC rules bound to the same QoS flow share the same value in the "sharingKeyDL" attribute and/or "sharingKeyUL" attribute.

When modifying the value of "sharingKeyDI" attribute and/or "sharingKeyUI" attribute of the QoSData data structure, which a PCC rule refers to for the PCC rule that is subject to resource sharing the SMF may adjust the resource sharing of the remaining PCC rules.

NOTE 1: A PCC rule that is deleted is also removed from the resource sharing, while the remaining PCC rules continue their sharing relationship.

NOTE 2: The state of resource sharing ends when less than two of the PCC rules in the set remains.

#### 4.2.6.2.9 Resource reservation for services sharing priority

When the PCF derives PCC Rules corresponding to a service related to an AF that has indicated that priority sharing is allowed for that service over Rx interface or within the Npcf\_PolicyAuthorization service, it derives the corresponding PCC Rules according to current procedures as described in 3GPP TS 29.513 [7], subclause 7.3. The PCF may additionally take the suggested pre-emption capability and vulnerability values into account if the AF provided them when the PCF determines the ARP pre-emption capability and vulnerability. The ARP derived at this point and the priority sharing indicator provided over Rx reference point (see 3GPP TS 29.214 [18] for further information) or over the Npcf\_PolicyAuthorization service (see 3GPP TS 29.514 [17] for further information) related to these derived PCC Rules are stored for later use.

For PCC Rules related to the same PDU session with the same assigned 5QI and with the priority sharing indicator enabled (see 3GPP TS 29.214 [18], subclause 4.4.8, or 3GPP TS 29.514 [17], subclauses 4.2.2.21, 4.2.3.21 and 4.2.4.9), the PCF shall rederive the ARP into a shared ARP for these PCC Rules as follows:

- The Priority Level shall be set to the lowest value (i.e. highest priority) among the Priority Level values derived for the PCC rules that include the priority sharing indicator.
- The Pre-emption Capability shall be set to true if any of the original derived PCC Rules have the Pre-emption-Capability value set to true.
- The Pre-emption Vulnerability shall be set to true if all the original derived PCC Rules have the Pre-emption Vulnerability value set to true.

NOTE 1: Having the same setting for the ARP parameter in the PCC Rules with the priority sharing indicator set enables the usage of the same QoS flow. Furthermore, a combined modification of the ARP parameter in the PCC rules ensures that a QoS flow modification is triggered when a media flow with higher service priority starts.

If the 5QI and/or ARP related to any of the PCC Rules that share priority is changed (e.g. based on local policies), the PCF shall rederive the ARP for the impacted PCC Rules following the same procedure as defined in this subclause.

The PCF shall provision the PCC Rules according to the rederived ARP information as described in subclause 4.2.6.2.1.

If the PCF receives a report that a PCC rule provisioning or modification failed due to the resource reservation failure as defined in subclauses 4.2.3.1.6 and 4.2.4.15 (PCC Rule Error Report) and if the PCF supports the MCPTT-Preemption feature as defined in subclause 5.4.1 of 3GPP TS 29.214 [18] or in subclause 5.8 of 3GPP TS 29.514 [17], the PCF shall check if pre-emption control based on the pre-emption control information provided by the AF as defined in subclauses 4.4.1 or 4.4.2 of 3GPP TS 29.214 [18] or in subclauses 4.2.2.21, 4.2.3.21 or 4.2.4.9 of 3GPP TS 29.514 [17] applies.

NOTE 2: The PCF determines that pre-emption control applies based on the presence of the Pre-emption-Control-Info AVP received over Rx reference point as defined in 3GPP TS 29.214 [18] or "preemptControlInfo" attribute received over N5 reference point as defined in 3GPP TS 29.514 [17] and operator policies.

If pre-emption control applies, the PCF shall check the corresponding derived PCC Rules (before applying priority sharing procedures). If the Pre-emption Capability of the derived PCC Rule is disabled the PCF shall notify that resource allocation has failed for this PCC rule to the AF as defined in subclauses 4.4.1 or 4.4.2 of 3GPP TS 29.214 [18] or in subclauses 4.2.2.21, 4.2.3.21 or 4.2.4.9 of 3GPP TS 29.514 [17]. Otherwise, if the Pre-emption Capability of the derived PCC Rule is enabled, the PCF shall perform the pre-emption control as follows:

- For all the active PCC rule(s) that applied priority sharing mechanism, the PCF shall identify the PCC Rules that have the Pre-emption Vulnerability enabled. For those selected PCC Rule(s), the PCF shall check the Priority Level value.

- If there is only one PCC Rule with the Priority Level value higher (i.e. lower priority) than the derived Priority Level value of new or modified PCC Rule, the PCF shall remove this PCC rule. The PCF shall retry the PCC rule provisioning or modification procedure for the PCC rule that failed.
- Otherwise, if there are more than one PCC Rule with the Priority Level value higher (i.e. lower priority) than the derived Priority Level value of new or modified PCC Rule, the PCF shall remove the PCC Rule with the highest Priority Level from the SMF. The PCF shall retry the PCC rule provisioning or modification procedure for the PCC rule that failed; If more than one PCC Rule have the same highest Priority Level, the PCF shall check the Pre-Emption-Control-Info AVP received over Rx interface as defined in 3GPP TS 29.214 [18], or the "preemptControlInfo" attribute received over N5 interface as defined in 3GPP TS 29.514 [17] and remove the PCC Rule that matches the condition.
- Otherwise, if there is at least one PCC Rule with the same Priority Level value than the derived Priority Level value of new or modified PCC Rule, the PCF shall check the Pre-emption-Control-Info AVP received over Rx interface as defined in 3GPP TS 29.214 [18] or the "preemptControlInfo" attribute received over N5 interface as defined in 3GPP TS 29.514 [17] for these PCC Rules and remove the PCC Rule that matches the condition.
- Otherwise, the PCF shall notify that resource allocation has failed for this PCC rule to the AF as defined in subclauses 4.4.1 or 4.4.2 of 3GPP TS 29.214 [18] or in subclauses 4.2.2.21 or 4.2.3.21 of 3GPP TS 29.514 [17].

If there is no active PCC Rule with the Pre-emption Vulnerability enabled, the PCF shall notify that resource allocation has failed for this PCC rule to the AF as defined in subclauses 4.4.1 or 4.4.2 of 3GPP TS 29.214 [18].

NOTE 3: If the PCF receives a report that a PCC rule provisioning or modification failed due to the resource reservation failure and the PCF does not support the MCPTT-Preemption feature as defined in subclause 5.4.1 of 3GPP TS 29.214 [18] or subclause 5.8 of 3GPP TS 29.514 [17], the PCF can apply pre-emption and remove active PCC rules from the SMF and then retry the PCC rule provisioning or modification procedure. Otherwise, the PCF will notify it to the AF as defined in subclauses 4.4.1 or 4.4.2 of 3GPP TS 29.214 [18] or in subclauses 4.2.2.21 or 4.2.3.21 of 3GPP TS 29.514 [17]. How the PCF applies the pre-emption depends on the implementation.

#### 4.2.6.2.10 PCC rule bound to the default QoS flow

The PCF may indicate to the SMF that a PCC rule shall be bound to the default QoS flow and shall remain on the default QoS flow. The SMF shall then, for the indicated PCC rule bind it to the default QoS flow until the PCC rule is removed or until the PCF modifies the PCC rule to set the "defQoSFlowIndication" attribute to false. The SMF in this second case shall evaluate the full QoS information within the QoSData data structure which the PCC rule refers and follow normal policy enforcement procedures for authorized QoS per service data flow as described in subclause 4.2.8.2.

NOTE: 5QI, ARP, QNC (if available), Priority Level (if available), Averaging Window (if available) and Maximum Data Burst Volume (if available) within QoS Data decision referred by the PCC rule are only used by the SMF for QoS flow binding purposes when the "defQoSFlowIndication" attribute is not included in "qoSData" attribute or it is set to false.

The PCF shall provide the "defQoSFlowIndication" attribute set to true in order to indicate that the related PCC rule shall be bound to the default QoS flow.

If the "defQoSFlowIndication" attribute set to true within the QoSData data structure which the PCC rule refers to is received in the SMF, the SMF shall bind the related PCC rule to the default QoS flow. This remains valid until the PCC rule is removed or if the PCF indicates to the SMF that the binding to the default QoS flow no longer applies. The SMF shall ignore other values including 5QI, ARP, QNC (if available), Priority Level (if available), Averaging Window (if available) and Maximum Data Burst Volume (if available) within the QoSData data structure if the "defQoSFlowIndication" attribute set to true. If the PCF has previously indicated to the SMF that a PCC rule shall be bound to the default QoS flow, to indicate that the binding to the default QoS flow no longer applies the PCF shall update the PCC rule by including the "defQoSFlowIndication" attribute set to false. The SMF in this case shall evaluate the full QoS information within the QoSData data structure which the PCC rule refers to and follow normal policy enforcement procedures for authorized QoS per service data flow.

If the PCF has not previously indicated to the SMF that a PCC rule shall be bound to the default QoS flow (i.e. it may be bound to another QoS flow) in order to indicate that the binding to the default QoS flow applies, the PCF shall update the PCC rule by including the "defQoSFlowIndication" set to true. The SMF in this case shall follow the procedures described in this subclause.

#### 4.2.6.2.11 PCC rule for Application Detection and Control

If the ADC feature is supported and the user subscription indicates that the application detection and control is required, the PCF may instruct the SMF to detect application (s) by installing or activating a PCC rule. Within the PCC rule, the PCF shall provide an "appId" attribute set to the value of an application identifier. If the PCF requires to be reported about when the application start/stop is detected, it shall also provide the APP\_STA and APP\_STO policy control request trigger to the SMF as defined in subclause 4.2.6.4. The PCF may also mute such a notification about a specific detected application by including a "traffContDecs" attribute to contain a Traffic Control Data decision which includes the "muteNotif" attribute set to true and including a "refTcData" attribute referring to the Traffic Control Data decision within the PCC rule.

#### 4.2.6.2.12 Provisioning of PCC Rules for Multimedia Priority Services

##### 4.2.6.2.12.1 General

The provision of PCC Rules corresponding to both MPS and non-MPS service shall be performed as described in subclause 4.2.6.2.1 "Provisioning of PCC rules".

When the PCF derives PCC Rules corresponding to MPS service, the ARP and 5QI shall be set as appropriate for the prioritized service, e.g. an IMS Multimedia Priority Service. The PCF may authorize a standardized 5QI or a standardized 5QI with a specific 5QI priority level as defined in subclause 4.2.6.6.2. The PCF may also authorize a non-standardized 5QI with explicitly signalled QoS characteristics as defined in subclause 4.2.6.6.3.

When the PCF derives PCC Rules corresponding to non-MPS service, the PCF shall generate the PCC Rules as per normal procedures. At the time the Priority PDU connectivity services is invoked (i.e. Indication for support of priority PDU connectivity service and MPS Priority Level are set), the PCF shall upgrade the ARP and/or change 5QI for the PCC Rules to appropriate values as needed for MPS. The PCF shall change the ARP and/or 5QI (also associated QoS characteristics if applicable) modified for the priority PDU connectivity service to an appropriate value according to PCF decision.

When the PCF receives an HTTP POST message as defined in subclause 4.2.2.1, the PCF shall check whether any of these parameters is stored in the UDR: indication for support of priority PDU connectivity service, MPS Priority Level and/or indication of IMS priority service support. The PCF shall derive the applicable PCC rules and default QoS flow QoS based on that information. If the indication of IMS priority service support is set and the "dnn" attribute corresponds to a DNN dedicated for IMS, the PCF shall assign an ARP corresponding to MPS for the default QoS flow and for the PCC Rules corresponding to the IMS signalling QoS flow. If the "dnn" does not correspond to a DNN dedicated for IMS, the ARP shall be derived without considering IMS Signalling Priority.

NOTE 1: Subscription data for MPS is provided to PCF through the Nudr service.

Once the PCF receives a notification of a change in Priority PDU connectivity services support, MPS Priority Level and/or IMS priority service support from the UDR, the PCF shall make the corresponding policy decisions (i.e. ARP and/or 5QI (also associated QoS characteristics if applicable) change) and, if applicable, shall initiate an HTTP POST message as defined in subclause 4.2.3.2 to provision the modified data.

NOTE 2: The details associated with the UDR service are specified in 3GPP TS 29.519 [15].

NOTE 3: The MPS Priority Level is one among other input data such as operator policy for the PCF to set the ARP.

Whenever one or more AF sessions of an MPS service are active within the same PDU session, the PCF shall ensure that the ARP priority level of the default QoS flow is at least as high as the highest ARP priority level used by any authorized PCC rules belonging to an MPS service. If the ARP pre-emption capability is enabled for any of the authorized PCC rules belonging to an MPS service, the PCF shall also enable the ARP pre-emption capability for the default QoS Flow.

NOTE 4: This ensures that services using dedicated QoS flows are not terminated because of a default QoS flow with a lower ARP priority level or disabled ARP pre-emption capability being dropped during mobility events.

NOTE 5: This PCF capability does not cover interactions with services other than MPS services.

#### 4.2.6.2.12.2 Invocation/Revocation of Priority PDU connectivity services

When a Priority PDU connectivity services is invoked, the PCF shall:

- Derive the corresponding PCC Rules with the ARP and 5QI (also associated QoS characteristics if applicable) set as appropriate for a prioritized service.
- Set the ARP of the default QoS flow as appropriate for a Priority PDU connectivity services under consideration of the requirement described in subclause 4.2.6.2.12.1.
- Set the 5QI (also associated QoS characteristics if applicable) of the default QoS flow as appropriate for the Priority PDU connectivity services.
- Set the ARP of PCC Rules installed before the activation of the Priority PDU connectivity services to the ARP as appropriate for the Priority PDU connectivity services under the consideration of the requirements described in subclause 4.2.6.2.12.1.
- Set the 5QI of the PCC Rules installed before the activation of the Priority PDU connectivity services to the 5QI (also associated QoS characteristics if applicable) as appropriate for the Priority PDU connectivity services if modification of the 5QI of the PCC Rules is required.

When a Priority PDU connectivity services is revoked, the PCF shall:

- Delete the PCC Rules corresponding to the Priority PDU connectivity services if they were previously provided.
- Set the ARP of the default QoS flow to the normal ARP under the consideration of the requirements described in subclause 4.2.6.2.12.1.
- Set the 5QI of the default QoS flow as appropriate for PCF decision.
- Set the ARP of all active PCC Rules as appropriate for the PCF under the consideration of the requirements described in subclause 4.2.6.2.12.1.
- Set the 5QI to an appropriate value according to PCF decision if modification of the 5QI of PCC Rules is required.

**NOTE:** Priority PDU connectivity services can be explicitly invoked/revoked via UDR MPS user profile (Indication of Priority PDU connectivity services, MPS Priority Level). An AF for MPS Priority Service can also be used to provide Priority PDU connectivity services using network-initiated resource allocation procedures (via interaction with PCC) for originating accesses.

The PCF shall provision the SMF with the applicable PCC Rules upon Priority PDU connectivity services activation and deactivation as described above. The provision of the QoS information applicable for the PCC Rules shall be performed as described in subclause 4.5.6.2. The provision of QoS information for the default QoS flow shall be performed as described in subclause 4.2.6.3.

#### 4.2.6.2.12.3 Invocation/Revocation of IMS Multimedia Priority Services

If the PCF receives service information including an MPS session indication and the service priority level from the P-CSCF or at reception of the indication that IMS priority service is active for the PDU session, the PCF shall under consideration of the requirements described in subclause 4.2.6.2.12.1:

- if required, set the ARP and 5QI (also associated QoS characteristics if applicable) of the default QoS flow as appropriate for the prioritized service;
- if required, set the ARP and 5QI (also associated QoS characteristics if applicable) of all PCC rules assigned to the IMS signalling QoS flow as appropriate for IMS Multimedia Priority Services;
- derive the PCC Rules corresponding to the IMS Multimedia Priority Service and set the ARP and 5QI (also associated QoS characteristics if applicable) of these PCC Rules based on the information received over N5/Rx.

If the PCF detects that the P-CSCF released all the MPS session and the IMS priority service has been deactivated for the PDU session the PCF shall under consideration of the requirements described in subclause 4.2.6.2.12.1:

- delete the PCC Rules corresponding to the IMS Multimedia Priority Service;



- if required, set the ARP and 5QI of the default QoS flow as appropriate for the IMS Multimedia Priority set to inactive;
- replace the ARP and 5QI of all PCC Rules assigned to the IMS signalling QoS flow as appropriate when the IMS Multimedia Priority is inactive.

#### 4.2.6.2.13 Sponsored Data Connectivity

Sponsored data connectivity may be performed for service data flows associated with one or more PCC rules if the information about the sponsor, the application service provider and optionally the threshold values are provided by the AF and if the AF has not indicated to disable/not enable sponsored data connectivity as described in 3GPP TS 29.214 [18] subclauses 4.4.1 and 4.4.2 or 3GPP TS 29.514 [17] subclauses 4.2.2.5 and 4.2.3.5.

The provisioning of sponsored data connectivity per PCC rule shall be performed using the PCC rule provisioning procedure as defined in subclause 4.2.6.2.1. The sponsor identity shall be set using the "sponsorId" attribute within the ChargingData data type which the PCC rule refers to. The application service provider identity shall be set using the "appSvcProvId" attribute within the ChargingData data type which the PCC rule refers to. The "sponsorId" attribute and "appSvcProvId" shall be set if the "reportingLevel" attribute within the ChargingData data type which the PCC rule refers to is set to the value "SPON\_CON\_LEVEL".

When receiving the usage thresholds from the AF, the PCF shall use the sponsor identity to generate a value of "umId" attribute of the UsageMonitoringData data type which the PCC rule refers to and request usage monitoring control for the sponsored data connectivity by following the procedures specified in subclauses 4.2.6.2.5.

When the AF disables sponsoring a service (See 3GPP TS 29.214 [18] subclause 4.4.2 or 3GPP TS 29.514 [17] subclause 4.2.3.5), the PCF

- may modify the PCC rules in order to set the "reportingLevel" attribute to "SER\_ID\_LEVEL" or "RAT\_GR\_LEVEL" within the ChargingData data type which the PCC rule refers to and not include the "sponsorId" attribute and "appSvcProvId" attribute if they were included previously.
- may modify the PCC rules to update the charging key by setting the new value of the "ratingGroup" attribute within the ChargingData data type which the PCC rule refers to.

NOTE: A specific charging key can be applied to the sponsored data connectivity for online charging.

- shall disable the usage monitoring for the sponsored data connectivity according to subclause 4.2.6.2.5 if it was enabled previously. As a result, PCF gets the accumulated usage of the sponsored data connectivity.

#### 4.2.6.2.14 Support for PCC rule versioning

The support of PCC rule versioning is optional. When the "RuleVersioning" feature is supported, the SMF and the PCF shall comply with the procedures specified in this subclause.

If required by operator policies, the PCF shall assign a content version for each generated PCC rule and shall include the assigned version in the "contVer" attribute included within the PccRule data structure. Upon each PCC rule modification, if the content version was previously assigned to a PCC rule, the PCF shall assign a new content version. In this case, all the content related to that PCC rule shall be included. If the PCF needs to modify the attribute(s) within the PCC rule, the PCF shall include the new content version within the "contVer" attribute together with all modified and unmodified applicable attributes(s) within the PccRule data structure. If the PCF only needs to modify the content of referenced policy decision data and/or condition data for one or more PCC rules, the PCF shall additionally provide the PCC rule(s) which is referring to the modified policy decision data and/or condition data. Within each PCC rule instance, the PCF shall include all unmodified applicable attributes(s) and the new assigned version in the "contVer" attribute. The content version is unique for the lifetime of the PCC rule.

NOTE 1: The PCF will include all the content of the PCC rule in each modification of the PCC rule in order to ensure that the rule is installed with the proper information regardless of the outcome of the QoS flow procedure related to previous rule provisioning versions that are not reported yet.

NOTE 2: The operation policies can take into account whether the AF provides the related content version information over Rx reference point (see subclause 4.4.9 in 3GPP TS 29.214 [18]), or over Npcf\_PolicyAuthorization service (see subclauses 4.2.2.13 and 4.2.3.13 in 3GPP TS 29.514 [17]).

Whenever the SMF provides a PCC rule report for rules that were provisioned with a content version, the SMF shall include the "contVers" attribute defined in the RuleReport data structure for those corresponding PCC rules. In case it is required to report the content version of multiple PCC rules, the SMF shall use one instance of RuleReport data structure per PCC rule, and shall include in the "pccRuleIds" attribute only the identifier of the corresponding PCC rule. The SMF may include more than one content version in the "contVers" attribute for the same PCC rule within the corresponding RuleReport instance included in the "ruleReports" attribute (e.g. the SMF has combined multiple PCC rule versions enforcement into one QoS flow operation). In this case, the "ruleStatus" attribute shall indicate the final status of the PCC rule.

NOTE 3: The PCF will use the content version to identify the PCC rule version that failed or succeeded when multiple provisions of the same PCC rule occur in a short period of time. If required by the AF, the PCF will inform the AF according to 3GPP TS 29.214 [18], subclause 4.4.9, or according to 3GPP TS 29.514 [17], subclause 4.2.5.8 about the failure or success for the media component version associated to the PCC rule version.

#### 4.2.6.2.15 Background data transfer support

If the PCF receives Reference Id within the service information from the AF as defined in 3GPP TS 29.514 [17] or 3GPP TS 29.214 [18] or if "EnhancedBackgroundDataTransfer" feature as defined in subclause 5.8 is supported and the PCF receives the Reference Id(s) within the PDU session related subscription information from the UDR as defined in 3GPP TS 29.519 [15], the PCF shall retrieve the corresponding transfer policy from the UDR based on the Reference Id(s) as defined in 3GPP TS 29.519 [15]. The PCF shall use the retrieved transfer policy as input for policy decisions (e.g. setting the charging key equal to the charging key of the transfer policy, rule activation/deactivation time according to the time window).

During PDU session establishment, if "EnhancedBackgroundDataTransfer" feature as defined in subclause 5.8 is supported and if validation conditions (i.e. Time Window and/or Location Criteria) of the transfer policy are not satisfied then the PCF may reject corresponding SM Policy Association as defined in subclause 4.2.2.2 and include in an HTTP "403 Forbidden" response message the "cause" attribute of the ProblemDetails data structure set to "VALIDATION\_CONDITION\_NOT\_MET". And based on this feedback, the SMF shall reject the PDU session setup.

After successful PDU session establishment, if "EnhancedBackgroundDataTransfer" feature as defined in subclause 5.8 is supported, PCF may request the PDU session termination if the validation conditions become not satisfied as defined in subclause 4.2.3.3. Within the TerminationNotification, the PCF shall include the "cause" attribute set to "VALIDATION\_CONDITION\_NOT\_MET".

#### 4.2.6.2.16 Number of supported packet filter for signalled QoS rule limitation support

If the PCF includes the flow information within the "flowInfos" attribute(s) and if the number of supported packet filter for signalled QoS rules within the "numOfPackFilter" attribute is received from the SMF during the PDU session establishment, the PCF shall ensure that for all the dynamic PCC rules of a PDU session, the number of packet filters contained within the "flowDescription" attribute or the "ethFlowDescriptor" attribute with the "packetFilterUsage" set to true does not exceed the value of the "numOfPackFilter" attribute.

#### 4.2.6.2.17 Access traffic steering, switching and splitting support

If both the SMF and the PCF support the "ATSSS" feature as defined in subclause 5.8, the PCF may enable the control of traffic steering, switching and splitting for a detected service data flow by including MA PDU Session control information within the PCC rule. In order to do so, within the PccRule data structure the PCF:

- may include one reference to the ChargingData data structure within the "refChgN3gData" attribute if the PCF determines that the specific charging parameters used for packets carried via Non-3GPP access. In this case, a "chgDecs" attribute containing the corresponding Charging Data policy decisions shall be included in the SmPolicyDecision data structure if it has not been provided;
- may include one reference to the UsageMonitoringData data structure within the "refChgN3gData" attribute if the PCF determines that the specific usage monitoring parameters used for packets carried via Non-3GPP access. In this case, a "umDecs" attribute containing the corresponding Usage Monitoring Data policy decisions shall be included in the SmPolicyDecision data structure if it has not been provided;
- may include the ATSSS rule application descriptor(s) within "appDescriptors" attribute if the SDF template included in the PCC rule contains an Application Identifier in the "appId" attribute (see subclause 4.2.6.2.1). The

PCF may retrieve the OS Id(s) from the "UEPolicySet" resource in the UDR as described in 3GPP TS 29.519 [15] to determine, by internal configuration, the OS Application Identifier supported by the OS Id that corresponds to the application identifier included in the SDF template. If no OS Id is available in the UDR, the PCF may use the PEI to determine the OS Id supported by the UE;

NOTE 1: If the PCF does not take into account the received PEI and/or the retrieved OSId(s) to derive the application descriptor, then the PCF can include in the PCC rule multiple application descriptors associated to multiple operating systems.

NOTE 2: If only one UE OSId is stored in the UDR and the PCF takes it into account to derive the application descriptor, then the PCF can omit the OS Id in the application descriptor included in the Pcc rule.

- may include the ATSSS policies within the Traffic Control Data decision which the PCC rule refers to. Within the TrafficControlData data structure, based on the ATSSS capability supported for the MA PDU Session, the PCF shall include:
  - the applicable access traffic steering method, "ATSSS\_LL" or "MPTCP", for the UL and DL traffic, encoded in the "steerFun" attribute; and
  - the steering rule for access traffic distribution across the 3GPP and Non-3GPP accesses encoded in a "SteeringMode" data structure within the "steerModeDI" attribute for the DL traffic and within the "steerModeUI" attribute for the UL traffic.

The "SteeringMode" data structure shall include:

- the steering mode value determined by the PCF within the "steerModeValue" attribute as follows:
  - a. "ACTIVE\_STANDBY" indicates the traffic of a SDF is steered on one access (the Active access), when this access is available, and switched to the other access (the Standby access), when Active access becomes unavailable. When the Active access becomes available again, the SDF is switched back to this access. If the Standby access is not defined, then the SDF is only allowed on the Active access and cannot be transferred on another access.
  - b. "LOAD\_BALANCING" indicates that the traffic of an SDF is split percentually between the 3GPP and Non-3GPP accesses.
  - c. "SMALLEST\_DELAY" indicates that the traffic of an SDF is steered and/or switched to the access that has the smallest delay (e.g. smallest RTT).
  - d. "PRIORITY\_BASED" indicates that the traffic of an SDF is steered to the high priority access until the access is determined to be congested. In this case, the traffic of the SDF is also sent to the low priority access, i.e. the SDF traffic is split over the two accesses. When the high priority access becomes unavailable, all SDF traffic is switched to the low priority access. How UE and UPF determine when a congestion occurs on an access is implementation dependent.
- When the access traffic steering mode in the "steerModeValue" attribute is "ACTIVE\_STANDBY", the active access encoded within the "active" attribute, and the standby access, if defined, in the "standby" attribute; or
- When the access traffic steering mode in the "steerModeValue" attribute is "LOAD\_BALANCING", the traffic load distributed across 3GPP and Non-3GPP accesses encoded within the "3gLoad" attribute as the 3GPP access traffic weight percentage. The sum of the Non-3GPP access traffic weight percentage and the 3GPP access traffic weight percentage must be 100; or
- When the access traffic steering mode in the "steerModeValue" attribute is "PRIORITY\_BASED", the high priority access type encoded within the "prioAcc" attribute.

If the value of "atsssCapab" attribute received from the SMF is "MPTCP\_ATSSS\_LL\_WITH\_EXSDMODE\_DL\_ASMODE\_UL", the PCF shall provide a PCC Rule for non-MPTCP traffic. To enable non-MPTCP traffic, the PCF shall include a "match all" packet filter within the "flowInfos" attribute, the highest value within the "precedence" attribute of the PCC rule, and within the TrafficControlData data structure referred by the PCC rule, set the "steerFun" attribute to the "ATSSS\_LL", the "steerModeValue" attribute of the "steerModeUI" attribute to "ACTIVE\_STANDBY", and the "steerModeValue" attribute of the "steerModeDI" attribute to any supported steering mode except the "SMALLEST\_DELAY" steering mode.

If the value of "atsssCapab" received from the SMF is "MPTCP\_ATSSS\_LL\_WITH\_ASMODE\_UL", the PCF shall provide a PCC rule for non-MPTCP traffic. To enable non-MPTCP traffic, the PCF shall include a "match all" packet filter within the "flowInfos" attribute, the highest value within the "precedence" attribute of the PCC rule, and within the TrafficControlData data structure referred by the PCC rule, set the "steerFun" attribute to the "ATSSS\_LL", the "steerModeValue" attribute of the "steerModeUI" attribute to "ACTIVE\_STANDBY", and the "steerModeValue" attribute of the "steerModeDI" attribute to any supported steering mode.

If the value of "atsssCapab" received from the SMF is "MPTCP\_ATSSS\_LL\_WITH\_ASMODE\_DLUL", the PCF shall provide a PCC rule for non-MPTCP traffic. To enable non-MPTCP traffic, the PCF shall include a "match all" packet filter within the "flowInfos" attribute, the highest value within the "precedence" attribute of the PCC rule, and within the TrafficControlData data structure referred by the PCC rule, set the "steerFun" attribute to the "ATSSS\_LL", the "steerModeValue" attribute of the "steerModeUI" attribute and the "steerModeDI" attribute to "ACTIVE\_STANDBY".

If the value of "atsssCapab" received from the SMF is "MPTCP\_ATSSS\_LL", the PCF shall provide a PCC rule for non-MPTCP traffic. To enable non-MPTCP traffic, the PCF may include a "match all" packet filter within the "flowInfos" attribute, the highest value within the "precedence" attribute of the PCC rule, and within the TrafficControlData data structure referred by the PCC rule, set the "steerFun" attribute to the "ATSSS\_LL", the "steerModeValue" attribute of the "steerModeUI" attribute and the "steerModeDI" attribute to any supported steering mode.

Upon receipt of the PCC with the MA PDU Session control information, the SMF shall:

- derive the ATSSS rules to deliver to the UE for UL traffic steering as defined in 3GPP TS 29.502 [22];

NOTE 3: The Traffic Descriptor in the ATSSS rule is generated by the SMF from the SDF template of the PCC rule. If the PccRule data structure contains the "flowInfos" attribute, the SMF uses the UL SDF filters for the generation of the IP descriptors or Non-IP descriptors. If the PccRule data structure contains the "appId" attribute, the SMF includes the application descriptors received from the PCF in the "appDescriptor" attribute of the PCC rule.

- derive the QoS profile and provide it to the access network(s) as follows:
  - for a Non-GBR QoS flow,
    - a) the SMF shall provide the QoS profile to both access networks if the UE is registered over both accesses during MA PDU Session Establishment procedure;
    - b) the SMF shall provide the QoS profile to the access networks over which the user plane resources are activated during MA PDU Session Modification procedure.
  - for a GBR QoS flow,
    - a) if the Multi Access policies of the PCC rule indicate the GBR SDF is handled only in one access (i.e. , the SMF shall provide the QoS profile to the access network indicated by the PCC rule;
    - b) if the Multi Access policies of the PCC rule indicate the GBR SDF is handled in both accesses, the SMF shall decide to which access network to provide the QoS profile for the GBR SDF based on its local policy (e.g. the local policy is configured the access where the traffic is ongoing according to the Multi Access policies of the PCC rule).
    - c) for a GBR QoS flow, traffic splitting is not supported because the QoS profile is provided to a single access network at a given time, and the traffic can be steered or switched as indicated by the "ACTIVE\_STANDBY" steering mode. If the SMF receives the report that the current active access is not available from the UPF, the SMF shall perform as follows:
      - if the corresponding PCC rule allows the GBR QoS flow only on this access or if the corresponding PCC rule allows the GBR QoS flow on both accesses but the other access is not available, the SMF shall release the resources for the GBR QoS flow and report to the PCF about the removal of the PCC rule as defined in subclause 4.2.4.15.
      - if the corresponding PCC rule allows the GBR QoS flow on both accesses and the other access is available, the SMF shall try to move the GBR QoS flow to the other access. The SMF may trigger a PDU session modification procedure to provide the QoS profile to the other access and release the resources for the GBR QoS flow in the current access.

- if the QoS notification control is not enabled for the corresponding PCC rule and the other access does not accept the QoS profile, the SMF shall release the resources for the GBR QoS flow and report to the PCF about the removal of the PCC rule as defined in subclause 4.2.4.15.
- if the QoS notification control is enabled for the corresponding PCC rule, the SMF shall notify the PCF within the "qncReports" attribute that the QoS targets of the SDFs are not guaranteed. After the other access accepts the QoS profile, the SMF shall notify the PCF within the "qncReports" attribute that the QoS targets of the SDFs are guaranteed again. If the other access does not accept the QoS profile, the SMF shall delete the GBR QoS flow and report to the PCF about the removal of the PCC rule as defined in subclause 4.2.4.15.
- instruct the UPF for DL access traffic steering as defined in 3GPP TS 29.244 [13];
- apply charging information depending on the used access type if indicated in the PCC rule; and
- apply usage monitoring control depending on the used access type if indicated in the PCC rule.

The PCF may update the steering rule for access traffic distribution across the 3GPP and Non-3GPP accesses for a PCC rule. In order to do so, the PCF may:

- within the corresponding PccRule data structure, include a new reference of a Traffic Control Data decision and provide the Traffic Control Data decision if not provided yet.
- update the Traffic Control Data decision by including the appropriate attribute value(s) within the "steerFun" attribute, "steerModeDI" attribute and/or "steerModeUI" attribute.

#### 4.2.6.2.18 Void

#### 4.2.6.2.19 Provisioning of PCC Rules for Mission Critical Services

##### 4.2.6.2.19.1 General

The provision of PCC Rules corresponding to both MCS and non-MCS service shall be performed as described in subclause 4.2.6.2.1 "Provisioning of PCC rules".

When the PCF derives PCC Rules corresponding to MCS service, the ARP and 5QI shall be set as appropriate for the prioritized service, e.g. an IMS Mission Critical Service. The PCF may authorize a standardized 5QI or a standardized 5QI with a specific 5QI priority level as defined in subclause 4.2.6.6.2. The PCF may also authorize a non-standardized 5QI with explicitly signalled QoS characteristics as defined in subclause 4.2.6.6.3.

At the time the Priority PDU connectivity services is invoked (i.e. Indication for support of priority PDU connectivity service and MCS Priority Level are set), the PCF shall upgrade the ARP and/or change 5QI for the PCC Rules to appropriate values as needed for MCS. The PCF shall change the ARP and/or 5QI (also associated QoS characteristics if applicable) modified for the priority PDU connectivity service to an appropriate value according to PCF decision.

When the PCF receives an HTTP POST message as defined in subclause 4.2.2.1, the PCF shall check whether any of these parameters is stored in the UDR: indication for support of priority PDU connectivity service, indication for support of MCS Priority Level. The PCF shall derive the applicable PCC rules and default QoS flow QoS based on that information. If the indication of IMS priority service support is set and the "dnn" attribute corresponds to a DNN dedicated for IMS, the PCF shall assign an ARP corresponding to MCS for the default QoS flow and for the PCC Rules corresponding to the IMS signalling QoS flow. If the "dnn" does not correspond to a DNN dedicated for IMS, the ARP shall be derived without considering IMS Signalling Priority.

NOTE 1: Subscription data for MCS is provided to the PCF through the Nudr service.

Once the PCF receives a notification of a change in Priority PDU connectivity services support, MCS Priority Level and/or IMS priority service support from the UDR, the PCF shall make the corresponding policy decisions (i.e. ARP and/or 5QI (also associated QoS characteristics if applicable) change) and, if applicable, shall initiate an HTTP POST message as defined in subclause 4.2.3.2 to provision the modified data.

NOTE 2: The details associated with the UDR service are specified in 3GPP TS 29.519 [15].

NOTE 3: The MCS Priority Level is one among other input data such as operator policy for the PCF to set the ARP.

Whenever one or more AF sessions of an MCS service are active within the same PDU session, the PCF shall ensure that the ARP priority level of the default QoS flow is at least as high as the highest ARP priority level used by any authorized PCC rules belonging to an MCS service. If the ARP pre-emption capability is enabled for any of the authorized PCC rules belonging to an MCS service, the PCF shall also enable the ARP pre-emption capability for the default QoS Flow.

NOTE 4: This ensures that services using dedicated QoS flows are not terminated because of a default QoS flow with a lower ARP priority level or disabled ARP pre-emption capability being dropped during mobility events.

NOTE 5: This PCF capability does not cover interactions with services other than MCS services.

#### 4.2.6.2.19.2 Invocation/Revocation of Priority PDU connectivity services

When a Priority PDU connectivity services is invoked, the PCF shall:

- Derive the corresponding PCC Rules with the ARP and 5QI (also associated QoS characteristics if applicable) set as appropriate for a prioritized service.
- Set the ARP of the default QoS flow as appropriate for a Priority PDU connectivity services under consideration of the requirement described in subclause 4.2.6.2.19.1.
- Set the 5QI (also associated QoS characteristics if applicable) of the default QoS flow as appropriate for the Priority PDU connectivity services.
- Set the ARP of PCC Rules installed before the activation of the Priority PDU connectivity services to the ARP as appropriate for the Priority PDU connectivity services under the consideration of the requirements described in subclause 4.2.6.2.19.1.
- Set the 5QI of the PCC Rules installed before the activation of the Priority PDU connectivity services to the 5QI (also associated QoS characteristics if applicable) as appropriate for the Priority PDU connectivity services if modification of the 5QI of the PCC Rules is required.

When a Priority PDU connectivity services is revoked, the PCF shall:

- Delete the PCC Rules corresponding to the Priority PDU connectivity services if they were previously provided.
- Set the ARP of the default QoS flow to the normal ARP under the consideration of the requirements described in subclause 4.2.6.2.19.1.
- Set the 5QI of the default QoS flow as appropriate for PCF decision.
- Set the ARP of all active PCC Rules as appropriate for the PCF under the consideration of the requirements described in subclause 4.2.6.2.19.1.
- Set the 5QI to an appropriate value according to PCF decision if modification of the 5QI of PCC Rules is required.

NOTE: Priority PDU connectivity services can be explicitly invoked/revoked via UDR MCS user profile (Indication of Priority PDU connectivity services, MCS Priority Level). An AF for MCS Priority Service can also be used to provide Priority PDU connectivity services using network-initiated resource allocation procedures (via interaction with PCC) for originating accesses.

The PCF shall provision the SMF with the applicable PCC Rules upon Priority PDU connectivity services activation and deactivation as described above. The provision of the QoS information applicable for the PCC Rules shall be performed as described in subclause 4.5.6.2. The provision of QoS information for the default QoS flow shall be performed as described in subclause 4.2.6.3.

#### 4.2.6.2.19.3 Invocation/Revocation of IMS Mission Critical Services

If the PCF receives service information including an MCS session indication and the service priority level from the P-CSCF or at reception of the indication that IMS priority service is active for the PDU session, the PCF shall under consideration of the requirements described in subclause 4.2.6.2.19.1:

- if required, set the ARP and 5QI (also associated QoS characteristics if applicable) of the default QoS flow as appropriate for the prioritized service;
- if required, set the ARP and 5QI (also associated QoS characteristics if applicable) of all PCC rules assigned to the IMS signalling QoS flow as appropriate for IMS Mission Critical Services;
- derive the PCC Rules corresponding to the IMS Mission Critical Service and set the ARP and 5QI (also associated QoS characteristics if applicable) of these PCC Rules based on the information received over N5/Rx.

If the PCF detects that the P-CSCF released all the MCS session and the IMS priority service has been deactivated for the PDU session the PCF shall under consideration of the requirements described in subclause 4.2.6.2.19.1:

- delete the PCC Rules corresponding to the IMS Mission Critical Service;
- if required, set the ARP and 5QI of the default QoS flow as appropriate for the IMS Mission Critical set to inactive;
- replace the ARP and 5QI of all PCC Rules assigned to the IMS signalling QoS flow as appropriate when the IMS Mission Critical Service is inactive.

### 4.2.6.3 Session Rules

#### 4.2.6.3.1 Overview

The PCF may perform operations on session rules. The impacted rules shall be included in the "SessRules" map attribute within the SmpolicyDecision data structure with the "sessRuleId" as a key. For installing or modifying a session rule, the corresponding SessionRule data instance shall be provided as the map entry value. For removing a session rule, the map entry value shall be set to NULL.

In order to install a new session rule, the PCF shall further set other attributes within the SessionRule data structure as follows:

- it may include the authorized session AMBR within the "authSessAmbr" attribute;
- it may include the authorized default QoS within the "authDefQoS" attribute using the procedure as defined in subclause 4.2.6.3.3;
- it may include one reference to the UsageMonitoringData data structure within the "refUmData" attribute. In this case, a "umDecs" attribute containing the corresponding Usage Monitoring data policy decisions shall be included in SmpolicyDecision data structure if it has not been previously provided;
- if the "ATSSS" feature is supported, it may include one reference to the UsageMonitoringData data structure to apply for the Non-3GPP access within the "refUmN3gData" attribute. In this case, a "umDecs" attribute containing the corresponding Usage Monitoring data policy decisions shall be included in SmpolicyDecision data structure if it has not been previously provided; and
- it may include one reference to the ConditionData data structure within the "refCondData" attribute. In this case, a "conds" attribute containing the corresponding Condition Data decision shall be included in SmpolicyDecision data structure if it has not been previously provided.

In order to modify an existing session rule, the PCF shall further set other attributes within the SessionRule data structure as follows:

- If the PCF needs to modify the attribute(s) within a session rule, the PCF shall include the modified attribute(s) with the new value(s) within the SessionRule data instance. Previously supplied attributes not supplied in the modified PCC rule instance shall remain valid.
- If the PCF only needs to modify the content of referenced policy decision data (e.g. UsageMonitoringData, etc.) and/or condition data for one or more session rules, the PCF shall, within the SmpolicyDecision data structure, include the corresponding policy decision data and/or condition data within the corresponding map attributes (e.g. include the usage monitoring data decision within the "umDecs" attribute).

The PCF may combine multiple of the above session rule operations in a single message, but the PCF shall make sure that these is only one session rule active.

#### 4.2.6.3.2 Conditioned Session rule

##### 4.2.6.3.2.1 General

Up to four conditioned session rules (i.e. authorized session AMBR and/or authorized default QoS) may be provisioned by the PCF. In order to provision a session rule with conditional data, the PCF shall provision a session rule as defined in subclause 4.2.6.3.1 and include within its "refCondData" attribute the corresponding ConditionData's "condId" attribute value. The PCF shall also ensure that the referenced ConditionData instance is included in the "conds" map within the SmPolicyDecision data structure following the procedures defined in subclause 4.2.6.1.

Within the ConditionData instance, the PCF may include the activation time within the "activationTime" attribute for the time conditioned authorized Session AMBR and/or authorized default QoS. If the "AccessTypeCondition" feature as defined in subclause 5.8 is supported, the PCF may also include the access type within the "accessType" attribute and RAT type within the "ratType" attribute if applicable for the access type conditioned authorized session AMBR.

NOTE 1: The same instance of session rule can convey information related to the authorized session-AMBR and authorized default QoS when the same time condition applies to both.

NOTE 2: The SMF retains remaining time conditioned authorized QoS that have an execution time in the future.

NOTE 3: Time condition and access type condition can both apply to one authorized session AMBR.

If the SMF receives the conditioned session rule, when the condition indicated in the related attribute(s) within the Condition Data decision (e.g. at the time indicated in the "activationTime" attribute) is met, the SMF shall perform the conditional policy without interaction with the PCF. If the Condition Data decision includes more than one type of conditions and all the types of conditions are met, the SMF shall perform the conditional policy.

If time conditioned session rule(s) to change the non-conditioned session rule are received by the SMF and the earliest Activation Time is in the past, then the SMF shall immediately enforce the most recent time conditioned instance that is not in the future.

The PCF may modify a currently installed session rule, including setting, modifying or deleting its condition(s) as follows:

- 1) When modifying a session rule by setting the condition(s), the PCF shall update the session rule by including the corresponding ConditionData's "condId" attribute value within the "refCondData" attribute and within the SmPolicyDecision data structure include the ConditionData instance within the "conds" attribute if not provisioned yet.
- 2) When modifying a session rule by modifying the condition(s):
  - the PCF may update the session rule by replacing the existing ConditionData instance's "condId" attribute value within the "refCondData" attribute with a new one and within the SmPolicyDecision data structure include the new ConditionData instance within the "conds" attribute if not provisioned yet; or
  - the PCF may update the condition data decision which the session rule refers to by updating the corresponding ConditionData instance as defined in subclause 4.2.6.1. The PCF may update the value of the condition within the related attribute (e.g. the value of the existing deferred activation time within the "activationTime" attribute).
- 3) When modifying a session rule by deleting the condition(s):
  - the PCF shall delete the reference to the ConditionData instance within the session rule by updating session rule with the "refCondData" attribute set to NULL; and
  - the PCF may delete the condition data decision which the session rule refers to as defined in subclause 4.2.6.1 if no other session rules are referring to the condition data decision.

To delete a conditioned session rule, the PCF shall perform the deletion of session rule as defined in subclause 4.2.6.3.1. The "ueTimezone" attribute, if available, may be used by the PCF to derive the value for the "activationTime" attribute.



NOTE 4: Conditioned session AMBR and default QoS change helps reducing the signalling load over N7. However, the session AMBR and default QoS change needs to be communicated to the UE. Consequently a simultaneous change of the session AMBR and default QoS for many UE(s) may introduce a signalling storm in the 5GC (e.g. over N1/N2/N4/N11). The PCF can avoid this simultaneous change of the session AMBR and default QoS (e.g. spread the time conditioned change over time for many UEs).

#### 4.2.6.3.2.2 Time conditioned authorized session AMBR

The procedures in subclause 4.2.6.3.2.1 apply with clarifications in the present subclause.

Each instance of the session rule shall include authorized session AMBR within the "authSessAmbr" attribute.

The SMF shall, after applying a time conditioned instruction to change the authorized AMBR, apply the corresponding procedures towards to the access network, the UE and the UPF for the enforcement of the AMBR per PDU session.

#### 4.2.6.3.2.3 Time conditioned authorized default QoS

The procedures in subclause 4.2.6.3.2.1 apply with clarifications in the present subclause.

Each instance of the session rule shall include authorized default QoS within the "authDefQoS" attribute.

The SMF shall, after applying a time conditioned instruction to change the authorized default QoS, apply the corresponding procedures towards to the access network, the UE and the UPF for the enforcement of the authorized default QoS. All PCC rule(s) with the "defQoSFlowIndication" attribute set to true shall remain bound to the default QoS flow. For any other PCC rule previously bound to the default QoS flow, SMF shall then perform the QoS flow binding according to subclause 6.4 in 3GPP TS 29.513 [7].

#### 4.2.6.3.2.4 Access type conditioned authorized session AMBR

The SMF shall enforce the session AMBR values corresponding to the "accessType" attribute and "ratType" attribute matching the current access type and RAT type of the UE for the given PDU session.

If there is an authorized session AMBR without any access type condition provided or if it has been previously provisioned and there is also an access type conditioned authorized session AMBR provided, then the access type conditioned authorized session AMBR where the conditions specified within the Condition Data decision are met shall be enforced. Otherwise, the authorized session AMBR without any access type condition shall be enforced.

If conditions from multiple access type conditioned authorized session AMBR are met at the same time then the session AMBR related to the most strict matching condition is enforced, e.g. Policy1 specifies access type only and Policy2 specifies access type (with the value same as in Policy1) and an RAT Type, both, then the Policy2 shall be enforced when the UE's current access type and RAT type matches with the condition specified by Policy2.

If conditions from multiple access type conditioned authorized session AMBR are met at the same time and all of these policies are equally applicable, e.g. Policy1 specifies access type only and Policy2 specifies RAT type only and if the UE's current access type matches with Policy1 and the UE's current RAT type matches with Policy2, then the SMF should apply the session AMBR with Policy2.

#### 4.2.6.3.3 Provisioning of authorized default QoS

The PCF can provide the authorized default QoS for a session rule to the SMF. The provisioning of authorized default QoS for a session rule shall be performed using the session rule provisioning procedure as defined in subclause 4.2.6.3.1. The authorized default QoS shall be encoded using a AuthorizedDefaultQoS data structure.

In order to provision authorized default QoS for a new session rule, the PCF shall include the assigned 5QI value within the "5qi" attribute and the assigned ARP value within the "arp" attribute in the AuthorizedDefaultQoS data structure. The PCF may include "priorityLevel", "averWindow" and/or "maxDataBurstVol" or "extMaxDataBurstVol" (if supported, see subclause 4.2.2.1) attributes in the AuthorizedDefaultQoS data structure to authorize particular QoS characteristics that override the default values for a standardized or pre-configured 5QI. The PCF may include a "QoSCharacteristics" entry in the "qosChars" attribute map to provide explicitly signalled QoS characteristics associated with a 5QI that is neither standardized nor pre-configured. When the authorized default QoS applies to explicitly signalled QoS Characteristics, it shall be provisioned as defined in subclause 4.2.6.6.3. For 5QI of GBR type or delay critical GBR type, the PCF shall include max bandwidth in uplink within the "maxbrUI" attribute and/or max bandwidth in downlink within the "maxbrDI" attribute, the guaranteed bandwidth in uplink within the "gbrUI" attribute and/or the

guaranteed bandwidth in downlink within the "gbrDI" attribute and may request a notification when authorized GBR or delay critical GBR cannot be guaranteed or can be guaranteed again by including the "qnc" attribute set to true.

In order to modify authorized default QoS for an existing session rule, the PCF shall include the modified attribute(s) with the new value(s) within the AuthorizedDefaultQos data structure and provision a new QoS Characteristics if applicable. Previously supplied attributes not supplied in the AuthorizedDefaultQos data structure shall remain valid.

#### 4.2.6.3.4 Access traffic steering, switching and splitting support

If both the SMF and the PCF support the "ATSSS" feature, the PCF may enable the control of the PDU session level Usage Monitoring information depending on what access type is used to carry service data flows.

When the PCF determines that at PDU session level different usage monitoring data shall be defined for the 3GPP and the Non-3GPP access, the PCF shall include within the SessionRule data structure one reference to the UsageMonitoringData policy decision to apply for the Non-3GPP access within the "refUmN3gData" attribute, and a "umDecs" attribute containing the corresponding Usage Monitoring Data policy decisions if it has not been previously provided. When the "refUmN3gData" is omitted, the attribute "refUmData" contains the reference to the UsageMonitoringData policy decision to apply for both, 3GPP and Non-3GPP, accesses.

NOTE: To ensure that the traffic of a set of service data flows is excluded for both, the 3GPP access and Non-3GPP access, from the PDU session level usage monitoring, the "exUsagePccRuleIds" attribute is set to the same value within the Usage Monitoring Control decision referred by the "refUmN3gData" attribute and within the Usage Monitoring Control decision referred by the "refUmData" attribute.

#### 4.2.6.4 Policy control request triggers

The PCF may provide one or several policy control request trigger(s) to the SMF. In order to do so, the PCF shall include one or several policy control request trigger(s) within the "policyCtrlReqTriggers" attribute(s) within the SmPolicyDecision data structure.

During the lifetime of the PDU session, the PCF may update or remove the policy control request triggers. In order to update the policy control request trigger, the PCF shall provide the new complete list of applicable policy control request triggers by including one or several policy control request trigger(s) within the "policyCtrlReqTriggers" attribute within the SmPolicyDecision data structure.

The PCF may remove all previously provided policy control request triggers by providing a "policyCtrlReqTriggers" attribute set to the value NULL. Upon reception of a policy control request trigger with this value, the SMF shall not inform PCF of any trigger except for those triggers that are always reported and do not require provisioning from the PCF.

Whenever the PCF provisions one or several policy control request trigger(s) by using an HTTP POST message as defined in subclause 4.2.3.2, unless otherwise specified in a policy control request trigger's value definition, the SMF shall send the corresponding currently applicable values (e.g. access type, RAT type, user location information, etc.) to the PCF within the UeCampingRep data structure in the response of the HTTP POST message, and in this case, the "repPolicyCtrlReqTriggers" attribute shall not be included.

#### 4.2.6.5 Encoding of the request of information reporting

##### 4.2.6.5.1 Request of Access Network Charging Identifier

When the Access Network Charging Identifier is unknown for an AF session to the PCF, the PCF may request the SMF to provide the Access Network Charging Identifier associated to the dynamic PCC rules. To do so, the PCF shall within SmPolicyDecision data structure provide the "policyCtrlReqTriggers" attribute with the value "AN\_CH\_COR" if the policy control request trigger is not previously set and the "lastReqRuleData" attribute. For the RequestedRuleData instance, the PCF shall include the CH\_ID within the "reqData" attribute and reference of the PCC rule within the "refPccRuleIds" attribute.

The PCF shall interpret that the Access Network Charging Identifier is known when the PCF receives an "accNetChId" attribute with the "sessionChScope" attribute included and set to true.

#### 4.2.6.5.2 RAN NAS Cause Support

When RAN-NAS-Cause feature is supported, the PCF may request the SMF to inform it of the result of the PCC rule removal when the PCF removes the PCC rule. In order to do so, the PCF shall additionally include the "policyCtrlReqTriggers" attribute with RES\_RELEASE if the policy control request trigger is not previously set and the "lastReqRuleData" attribute. For the RequestedRuleData instance, the PCF shall include the RES\_RELEASE within the "reqData" attribute and reference of the removed PCC rule within the "refPccRuleIds" attribute.

NOTE: This is done to allow the PCF to notify the AF when there is an abnormal termination of the QoS flow. The PCF does not have to retry the removal of these PCC Rules.

#### 4.2.6.5.3 Provisioning of the Usage Monitoring Control Policy

The PCF may indicate the need to apply monitoring control for the accumulated usage of network resources on a PDU session basis. Usage is defined as volume or time of user plane traffic. Monitoring for traffic volume and traffic time can be performed in parallel. The data collection for usage monitoring control shall be performed per monitoring key, which may apply for a single service data flow, a set of service data flows or for all the traffic in a PDU session. If the usage monitoring of a PDU session level is enabled, the PCF may request the SMF to exclude a single service data flow or a set of service data flows from the usage monitoring of PDU session level.

During the PDU session establishment, the PCF may receive information about total allowed usage per DNN and S-NSSAI combination and UE from the UDR, i.e. the overall amount of allowed traffic volume and/or time of usage that are to be monitored per DNN and S-NSSAI combination and UE and/or total allowed usage for Monitoring key(s) per DNN and S-NSSAI combination and UE.

NOTE: It depends on the implementation of UDR to provide the total allowed usage per DNN and UE to different PCFs if the different PCFs are serving the PDU sessions with same value of DNN and UE.

If the SMF supports the UMC feature, the PCF may request usage monitoring control for the PDU session. If at this time, the PCF has not provided "US\_RE" policy control request trigger to the SMF, the PCF shall include the "policyCtrlReqTriggers" attribute with the value "US\_RE" and provide it to the SMF as defined in subclause 4.2.6.4. The PCF shall not remove the "US\_RE" policy control request trigger while usage monitoring is still active in the SMF.

At PDU session establishment and modification, the PCF may provide the applicable thresholds, volume threshold, time threshold or both volume threshold and time threshold, for each usage monitoring control instance to the SMF. To provide the initial threshold for each usage monitoring control instance, the PCF shall include the threshold(s) within the "umDecs" attribute within the SmPolicyDecision data structure.

The PCF may provide a monitoring time to the SMF for the usage monitoring control instance (s) and optionally specify a subsequent threshold value for the usage after the monitoring time.

Threshold levels, monitoring time if applicable and inactive time if applicable for each usage monitoring control instance may be provisioned within an entry of the "umDecs" attribute as follows:

- the total volume threshold within the "volumeThreshold" attribute if applicable;
- the uplink volume threshold within the "volumeThresholdUplink" attribute if applicable;
- the downlink volume threshold within the "volumeThresholdDownlink" attribute if applicable;
- the time threshold within the "timeThreshold" attribute if applicable;
- the total volume threshold after the monitoring time within the "nextVolThreshold" attribute if applicable;
- the uplink volume threshold after the monitoring time within the "nextVolThresholdUplink" attribute if applicable;
- the downlink volume threshold after the monitoring time within the "nextVolThresholdDownlink" attribute if applicable;
- the time threshold after the monitoring time within the "nextTimeThreshold" attribute if applicable;
- the monitoring time within the "monitoringTime" attribute if applicable;
- the inactive time within the "inactivityTime" attribute if applicable.

If the usage monitoring control instance applies to the PDU session level, the PCF shall include the reference to the Usage Monitoring Data decision within the "refUmData" attribute of a session rule.

If the usage monitoring control instance applies to a service data flow or a group of service data flows, the PCF shall include the reference to the Usage Monitoring Data decision within the "refUmData" attribute of one or more PCC rule.

The PCF may provide one usage monitoring control instance applicable at PDU session level and one or more usage monitoring instances applicable at PCC Rule level.

If the PDU session level usage monitoring is enabled and if the service data flow(s) need to be excluded from PDU session level usage monitoring, the PCF shall include the corresponding PCC rule identifier(s) within the "exUsagePccRuleIds" attribute of the UsageMonitoringData instance of PDU session level usage monitoring. If the exclusion is enabled, the PCF may disable the exclusion again for the service data flow(s) by removing the corresponding PCC rule identifier from "exUsagePccRuleIds" attribute.

If the PCF wishes to remove the threshold level for one or more monitoring keys, the PCF shall provide the corresponding attribute with NULL value to the corresponding usage monitoring control instance.

When the SMF receives the usage monitoring control request above from the PCF, the SMF shall initiate the PFCP Session Establishment Request as defined in subclause 7.5.2 or PFCP Session Modification Request as defined in subclause 7.5.4 of 3GPP TS 29.244 [13] to request the UPF to perform the usage monitoring control.

When usage monitoring is enabled, the PCF may request the SMF to report accumulated usage for one or more enabled usage monitoring control instance regardless if a usage threshold has been reached. In order to do so, the PCF shall include the "lastReqUsageData" attribute to contain one more reference(s) to usage monitoring data decision(s) within the "refUmIds" attribute or contain the "allUmIds" set to true. The PCF shall only require SMF to report accumulated usage for one or more enabled usage monitoring control instance(s) in a response of HTTP POST initiated by the SMF when the SMF has not provided accumulated usage in the HTTP POST for the same usage monitoring control instance(s).

Upon receiving the reported usage from the SMF, the PCF shall deduct the value of the usage report from the total allowed usage for that PDU session, usage monitoring key, or both as applicable, and the PCF may also derive the PCC rules based on the remaining allowed usage or reported usage and provision them to the SMF.

#### 4.2.6.5.4 Request for Access Network Information

When the NetLoc feature is supported, if the AF requests the PCF to report the access network information as described in subclauses 4.2.2, 4.2.3 or 4.2.4 of 3GPP TS 29.514 [17] or in subclauses 4.1 and 4.2 of 3GPP TS 29.214 [18], the PCF shall perform the PCC rule provisioning procedure as defined in subclause 4.2.6.2.1 and additionally provide the requested access network information indication (e.g. user location and/or user timezone information) to the SMF as follows:

- it shall include the "lastReqRuleData" attribute to contain the "reqData" attribute with the value(s) MS\_TIME\_ZONE and/or USER\_LOC\_INFO and the "refPccRuleIds" attribute to contain the related installed/modified/removed PCC rule identifier(s).
- it shall provide the AN\_INFO policy control request trigger within the "policyCtrlReqTriggers" attribute (if not yet set).

For those PCC Rule(s) based on preliminary service information as described in 3GPP TS 29.514 [17] or in 3GPP TS 29.214 [18], the PCF may assign the 5QI and ARP of the default QoS flow to avoid signalling to the UE. These PCC Rules shall not include the "packetFilterUsage" attribute set to true within the "flowInfos" attribute.

#### 4.2.6.5.5 Request for the successful resource allocation notification

The PCF may request the SMF to confirm that the resources associated to a PCC rule are successfully allocated. To do so the PCF shall within the SmPolicyDecision data structure provide the "policyCtrlReqTriggers" attribute with the value "SUCC\_RES\_ALLO" if the policy control request trigger is not previously set and the "lastReqRuleData" attribute. For the RequestedRuleData instance, the PCF shall include the "SUCC\_RES\_ALLO" within the "reqData" attribute and the reference of the PCC rule within the "refPccRuleIds" attribute.

#### 4.2.6.5.6 Provisioning of Presence Reporting Area Information

When PRA feature is supported, the PCF may determine during the lifetime of the IP-CAN session whether reports for change of UE presence in Presence Reporting Area(s) are desired for the PDU session based on the subscriber's profile configuration. If the reporting is desired for the PDU session, the PCF shall provide the "praInfos" attribute within the SmPolicyDecision data structure. Within each PresenceInfo data structure, the PCF shall include the Presence Reporting Area Identifier within the "praId" attribute, and, for a UE-dedicated Presence Reporting Area, the list of elements composing the presence reporting area within the "trackingAreaList" attribute, "ecgiList" attribute, "ncgiList" attribute, and/or "globalRanNodeIdList" attribute. If PCF is configured with a Presence Reporting Area identifier referring to the list of Presence Reporting Area Identifier(s) within a Set of Core Network predefined Presence Reporting Areas as defined in 3GPP TS 23.501 [2], the PCF shall include the identifier of the Presence Reporting Area set within the "praId" attribute. The PCF shall activate the reporting changes of UE presence in Presence Reporting Area(s) by provisioning the "PRA\_CH" policy control request trigger to the SMF.

NOTE 1: If this feature is not supported, the PCF can instead activate location change reporting that reports actual location. Due to the potential increase in signalling load, careful consideration of the network load is necessary for such reporting, e.g. limiting the number of subscribers' subject to such reporting.

NOTE 2: The Presence Reporting Area Identifier can correspond to a list of Presence Reporting Area Identifier(s) within a set of Core Network predefined Presence Reporting Areas (PRA set identifier) as defined in 3GPP TS 23.501 [2].

The PCF may modify the list of PRA Identifier(s) by providing the new Presence Reporting Area or by removing existing Presence Reporting Area(s) or modify the list(s) of Presence Reporting Area elements by providing the updated Presence Reporting Area. In order to do that, the PCF shall follow the general procedure as defined in subclause 4.2.6.1 and supply the Presence Reporting Area identifier(s) as the key(s) of the map.

The PCF may remove the policy control request trigger of change of UE presence in Presence Reporting Area as defined in subclause 4.2.6.4, if previously activated.

If the "PRA\_CH" policy control request trigger is provisioned, when the PCF provides a list of presence reporting areas as described above, the PCF shall ensure that the maximum number of provisioned Presence Reporting Area Identifiers is not exceeded. The maximum number of PRAs may be configured in the PCF. The PCF may have independent configuration of the maximum number for Core Network pre-configured PRAs and UE-dedicated PRAs.

NOTE 3: For all the Presence Reporting Area(s) provided by the PCF, the SMF can store the Presence Reporting Area Identifier(s) together with an indication that states that it relates to PCF requested PRA status changes.

NOTE 4: This information is needed so that if both PCF and CHF request the reports of PRA status changes, the SMF is able to differentiate whether the reported PRA changes are relevant to PCF or CHF.

The SMF shall invoke the Namf\_EventExposure service in the AMF to handle the subscription to the presence state of a UE in an area of interest as specified in 3GPP TS 29.518 [36].

The PCF may be notified during the lifetime of an PDU session that the UE is located in an access network where local configuration indicates that the reporting change of UE presence in Presence Reporting Area is not supported. The PCF may remove the policy control request trigger of the change of UE presence in Presence Reporting Area, if previously activated. In this case, the PCF shall also remove the provisioned presence reporting areas by including the "praInfos" attribute set to NULL within the SmPolicyDecision data structure.

The SMF shall de-activate the relevant PDU session specific procedure for reporting Change of UE presence in Presence Reporting Area, when the PCF and CHF remove the request trigger of change of UE presence in Presence Reporting Area.

#### 4.2.6.5.7 Policy provisioning and enforcement of reflective QoS

If the PCF receives the "refQoSIndication" attribute set to true as defined in subclauses 4.2.2.2 or 4.2.4.2, and if the PCF determines that Reflective QoS Control will be enabled for the PDU session based on the operator's policy and user subscriptions, the PCF may provision the Reflective QoS Timer by including the "reflectiveQoSTimer" attribute within the SmPolicyDecision data structure in the response message.

The provisioning of reflective QoS may be performed for service data flows associated with one or more PCC rules, and shall be performed using the PCC rule provisioning procedure. The PCF may within a QoS data decision which a

PCC rule refer to include the "reflectiveQos" attribute set to true to enable the Reflective QoS control to a non-GBR downlink service data flow when the PCF authorizes the QoS for the service data flow as defined in subclause 4.2.6.6.2.

The PCF shall ensure that both, uplink and downlink traffic for such non-GBR service data flow are allowed.

NOTE 1: The PCF can allow both uplink and downlink traffic for the non-GBR service data flow in several ways, e.g. by installing a PCC rule with uplink and downlink flow information, or by installing separate PCC rules for the uplink flows and downlink flows, or by installing a PCC rule with only the application identifier.

The PCF shall activate the reporting changes of reflective QoS indication by provisioning the "REF\_QOS\_IND\_CH" policy control request trigger to the SMF.

NOTE 2: While the UE applies a standardized value for the precedence of all UE derived QoS rules, PCC rules precedence values can vary and PCF configuration has to ensure that there is a large enough value range for the precedence of PCC rules corresponding to UE derived QoS rules. To avoid that the precedence of network provided QoS rules need to be changed when Reflective QoS is activated and filters are overlapping, the PCF will take the standardized value for the precedence of UE derived QoS rules into account and will setting the precedence value of PCC rules subject to Reflective QoS to a value in the range from 70 to 99 (decimal), as specified in 3GPP TS 24.501 [20], subclause 6.2.5.1.1.3.

The SMF shall apply reflective QoS control for the downlink traffic of the service data flows of the PCC rules that reference a QoSData decision that includes "reflectiveQos" attribute set to true.

The PCF shall not include the "reflectiveQos" attribute set to true within the QoS data decision which the PCC rule with match-all SDF template refers to. If a PCC rule with match-all SDF template has been provisioned to the SMF, the PCF shall not include the "reflectiveQos" attribute within the QoS data decision which contains the "defQosFlowIndication" attribute, either.

If the PCF receives the "refQosIndication" attribute set to false as defined in subclause 4.2.4.2, the PCF shall disable the reflective QoS Control for the PDU session. In order to do so, the PCF shall within the QoS data decision which affected PCC rule refer to include the "reflectiveQos" attribute set to false and may update other QoS parameters within the QoS data decision and/or update the flow information of PCC rule by including the "packetFilterUsage" attribute set to true.

## 4.2.6.6 Authorized QoS

### 4.2.6.6.1 General

The PCF shall provision the authorized QoS. The authorized QoS may apply to a PCC rule or to a PDU session.

- When the authorized QoS applies to a PCC rule, it shall be provisioned within the corresponding PCC rule as defined in subclause 4.2.6.6.2.
- When the authorized QoS for a PCC rule with a GBR QCI is candidate for resource sharing an instruction on the allowed sharing may be provisioned as defined in subclause 4.2.6.2.8.
- When the authorized QoS applies to a PDU session, it shall be provisioned as defined in subclause 4.2.6.3.1.
- When the authorized QoS applies to the default QoS flow, it shall be provisioned as defined in subclause 4.2.6.3.1.
- When the authorized QoS applies to an explicitly signalled QoS Characteristics, it shall be provisioned as defined in subclause 4.2.6.6.3.
- When the authorized QoS applies to the Reflective QoS, it shall be provisioned as defined in subclause 4.2.6.5.7.

The authorized QoS provides appropriate values for the resources to be enforced. The authorized QoS for a PCC rule is a request for allocating the corresponding resources. The Provisioning of authorized QoS per PCC rule is a part of PCC rule provisioning procedure.

If the SMF cannot allocate any of the resources as authorized by the PCF, the SMF informs the PCF and acts as described in subclauses 4.2.3.16 and 4.2.4.15.

The SMF shall interact with the (R)AN, UPF and UE for enforcing the policy based authorization.

QoS authorization information may be dynamically provisioned by the PCF or it may be a pre-defined PCC rule in the SMF. Moreover, all the parameters of the authorized QoS may be changed.

NOTE 1: A change of 5QIs cannot be described as an upgrade or downgrade and also no 5QI can be referred to as the higher or lower. Whether the 5QI is permitted to be changed or not is subject to both operator policies and normal restrictions on changing from a non-GBR 5QI value to GBR 5QI value on an IP flow.

NOTE 2: All attributes of the ARP QoS parameter can be changed but only the ARP priority level represents an ordered range of values. The ARP priority level attribute represents the actual priority for the service/user with the value 1 as the highest and can thus be upgraded and downgraded.

If the PCF is unable to make a decision for the response to the HTTP POST message by the SMF, the PCF may reject the request as described in subclause 5.7.

#### 4.2.6.6.2 Policy provisioning and enforcement of authorized QoS per service data flow

The Provisioning of authorized QoS per service data flow is a part of PCC rule provisioning procedure, as described in subclause 4.2.6.2.1.

The authorized QoS per service data flow shall be provisioned within a QoSData data structure. The PCF shall include a "qosDecs" attribute containing the corresponding QoS data decision within the SmPolicyDecision data structure and include the reference to this QoS data decision within the "refQosData" attribute of the PccRule data instance.

Within the QoS data decision, for 5QI of GBR type or delay critical GBR type, the PCF shall include the authorized GBR 5QI or delay critical GBR 5QI respectively within the "5qi" attribute, the ARP within the "arp" attribute, and max bandwidth in uplink within the "maxbrUI" attribute and/or max bandwidth in downlink within the "maxbrDI" attribute, the guaranteed bandwidth in uplink within the "gbrUI" attribute and/or the guaranteed bandwidth in downlink within the "gbrDI" attribute. If the PCF determines that the application traffic can be adapted to the change in the QoS based on the configuration (e.g. if the AF is capable to trigger rate adaptation), the PCF may request a notification when authorized GBR or delay critical GBR cannot be guaranteed or can be guaranteed again by including the "qnc" attribute set to true.

Within the QoS data decision, for 5QI of non-GBR type, the PCF shall include the authorized non-GBR 5QI within the "5qi" attribute and the ARP within the "arp" attribute. The PCF may authorize the max bandwidth in uplink within the "maxbrUI" attribute and/or max bandwidth in downlink within the "maxbrDI" attribute.

When the PCF authorizes a standardized 5QI but a Priority Level, an Averaging Window and/or a Maximum Data Burst Volume which are different from the standardized value in the table 5.7.4-1 of 3GPP TS 23.501 [2] are required, the PCF shall include the Priority Level within the "priorityLevel" attribute, the Averaging Window within the "averWindow" attribute and/or the Maximum Data Burst Volume within the "maxDataBurstVol" attribute or the "extMaxDataBurstVol" attribute (if supported, see subclause 4.2.2.1).

NOTE 1: For the non-standardized or non-configured 5QI, the PCF needs to authorize explicitly signalled QoS Characteristics associated with the 5QI if the PCF has not provisioned it.

If the configured policy allows at reception of the service information from the AF and the application of the rules of the QoS mapping procedures defined in 3GPP TS 29.513 [7] subclause 7.3.2 for the received service information result in a 5QI of 1 associated with the corresponding flows, and the RAN-Support-Info feature as defined subclause 5.8 is supported, the PCF shall determine the Maximum Packet Loss Rate for UL and DL for those flows associated within 5QI of 1. In this case, the PCF shall include the value of Maximum Packet Loss Rate for UL within the "maxPacketLossRateUI" attribute and/or the value of Maximum Packet Loss Rate for DL within the "maxPacketLossRateDI" attribute.

NOTE 2: If CHEM feature is supported, then PCF as described in subclause 7.2.3 of 3GPP TS 29.513 [7] or based on local configuration, the PCF sets the downlink and uplink maximum packet loss rates corresponding to either the most robust codec mode or the least robust codec mode of the negotiated set in each direction.

If the PCF wants to ensure that a PCC Rule is always bound to the default QoS flow, the policy provisioning for the related authorized QoS shall be done as described in subclause 4.2.6.2.10.

The SMF shall perform a QoS flow binding based on the QoS information within the QoS data decision as defined in subclause 6.4 of 3GPP TS 29.513 [7] after the SMF installs or activates the PCC rules.

The SMF shall reserve the resources necessary for the guaranteed bitrate for the PCC rule upon receipt of a PCC rule provisioning including QoS information. For GBR QoS flows the SMF should set the QoS flow's GBR to the sum of the GBRs of all PCC rules that are active/installed and bound to that GBR QoS flow. For GBR QoS flow the SMF should set the QoS flow's MBR to the sum of the MBRs of all PCC rules that are active/installed and bound to that GBR QoS flow.

NOTE 3: Since the PCF controls the GBR value in the PCC rule, the PCF can prevent that uplink GBR resources are reserved by providing an uplink GBR value of zero for that PCC rule. This may be useful e.g. for a PCC rule with application identifier as the uplink traffic can be received in other QoS flow than the one the PCC rule is bound to.

The SMF shall assign a QFI if a new QoS flow needs to be established and shall derive, if applicable, the QoS profile required towards the Access Network, the QoS rule required towards the UE and the QoS information with PDRs towards the UPF. If multiple PCC rules with the Maximum Packet Loss Rate for UL and DL are bound to the same QoS flow, the SMF shall choose the lowest value per direction related to the PCC rules within the QoS profile towards the access network.

If one or more of the 5QI, ARP, QNC, Priority level, Averaging Window and Maximum Data Burst Volume attributes of a PCC rule are modified to the same updated values for all the PCC rules bound to the same QoS flow, then the SMF should modify the corresponding attributes for that impacted QoS flow.

Upon deactivation or removal of a PCC rule, the SMF shall free the resources reserved for that PCC rule, and initiate the corresponding procedure with access network, UE and UPF to remove the resources.

#### 4.2.6.6.3 Policy provisioning and enforcement of authorized explicitly signalled QoS Characteristics

The PCF may provision a dynamically assigned 5QI value (from the non-standardized and non-preconfigured value range) and the associated 5G QoS characteristics to the SMF. In order to do so, the PCF shall within the SmPolicyDecision data structure include the "qosChars" attribute to contain one or more authorized signalled QoSCharacteristics instances. For each QoSCharacteristics instance, the PCF shall include assigned 5QI value within the "5qi" attribute, resource type value within the "resourceType" attribute, the 5QI Priority Level value within the "priorityLevel" attribute, the Packet Delay Budget value within the "packetDelayBudget" attribute, Packet Error Rate value within the "packetErrorRate" attribute, the Averaging Window value within the "averagingWindow" attribute if applicable and the Maximum Data Burst Volume value within the "maxDataBurstVol" attribute or the "extMaxDataBurstVol" attribute (if supported, see subclause 4.2.2.1) if applicable. If the PCF has provisioned an authorized signalled QoSCharacteristics instance to the SMF, the PCF shall not update nor remove it during the lifetime of the policy association.

Upon receiving the authorized explicitly signalled QoS characteristics, the SMF shall derive the QoS profile towards the access network and provide it to the access network by invoking corresponding procedure.

### 4.2.7 Detection and handling of late arriving requests

#### 4.2.7.1 Handling of requests which collide with an existing SM Policy Association

The PCF may receive an Originating Time Stamp parameter within the 3gpp-Sbi-Origination-Timestamp header, which is set by the AMF, by the Npcf\_SMPolicyControl\_Create service request.

NOTE 1: The SMF forwards the Origination Time Stamp to the PCF, when received from the AMF to allow the handling of colliding requests at the PCF based on network conditions.

Upon receipt of a Npcf\_SMPolicyControl\_Create service request which collides with an existing SM Policy Association for the same UE (i.e. same values of "supi" attribute) and the same PDU session Id (i.e. same values of "pduSessionId" attribute), the PCF shall accept the new request only if it contains a more recent timestamp within the 3gpp-Sbi-Origination-Timestamp header than the origination timestamp stored for the existing SM Policy Association. An incoming Npcf\_SMPolicyControl\_Create service request shall be considered as more recent than an existing SM Policy Association and be accepted if no 3gpp-Sbi-Origination-Timestamp header was provided for at least one of the two SM Policy Associations. The PCF shall reject an incoming request whose timestamp is less recent than the timestamp of the existing SM Policy Association with the HTTP status code "403 Forbidden" and the application error "LATE\_OVERLAPPING\_REQUEST".



NOTE 2: When the PCF accepts the new request that contains a more recent timestamp within the 3gpp-Sbi-Origination-Timestamp header than the timestamp stored for the SM Policy Association, the PCF performs implementation specific, e.g. locally deletes the existing Individual SM Policy Association.

---

## 5 Npcf\_SMPolicyControl Service API

### 5.1 Introduction

The Npcf\_SMPolicyControl Service shall use the Npcf\_SMPolicyControl API.

The API URI of the Npcf\_SMPolicyControl API shall be:

**{apiRoot}/<apiName>/<apiVersion>/**

The request URIs used in HTTP request from the NF service consumer towards the PCF shall have the Resource URI structure defined in subclause 4.4.1 of 3GPP TS 29.501 [5], i.e.:

**{apiRoot}/<apiName>/<apiVersion>/<apiSpecificResourceUriPart>**

with the following components:

- The {apiRoot} shall be set as described in 3GPP TS 29.501 [5].
- The <apiName> shall be "npcf-smpolicycontrol".
- The <apiVersion> shall be "v1".
- The <{apiSpecificResourceUriPart}> shall be set as described in subclause 5.3.

### 5.2 Usage of HTTP

#### 5.2.1 General

HTTP/2, IETF RFC 7540 [8], shall be used as specified in clause 5 of 3GPP TS 29.500 [4].

HTTP/2, shall be transported as specified in subclause 5.3 of 3GPP TS 29.500 [4].

An OpenAPI [10] specification of HTTP messages and content bodies for the Npcf\_SMPolicyControl is contained in Annex A.

#### 5.2.2 HTTP standard headers

##### 5.2.2.1 General

See subclause 5.2.2 of 3GPP TS 29.500 [4] for the usage of HTTP standard headers.

##### 5.2.2.2 Content type

JSON, IETF RFC 8259 [9], shall be used as content type of the HTTP bodies specified in the present specification as specified in subclause 5.4 of 3GPP TS 29.500 [4]. The use of the JSON format shall be signalled by the content type "application/json".

"Problem Details" JSON object shall be used to indicate additional details of the error in a HTTP response body and shall be signalled by the content type "application/problem+json", as defined in IETF RFC 7807 [31].

## 5.2.3 HTTP custom headers

### 5.2.3.1 General

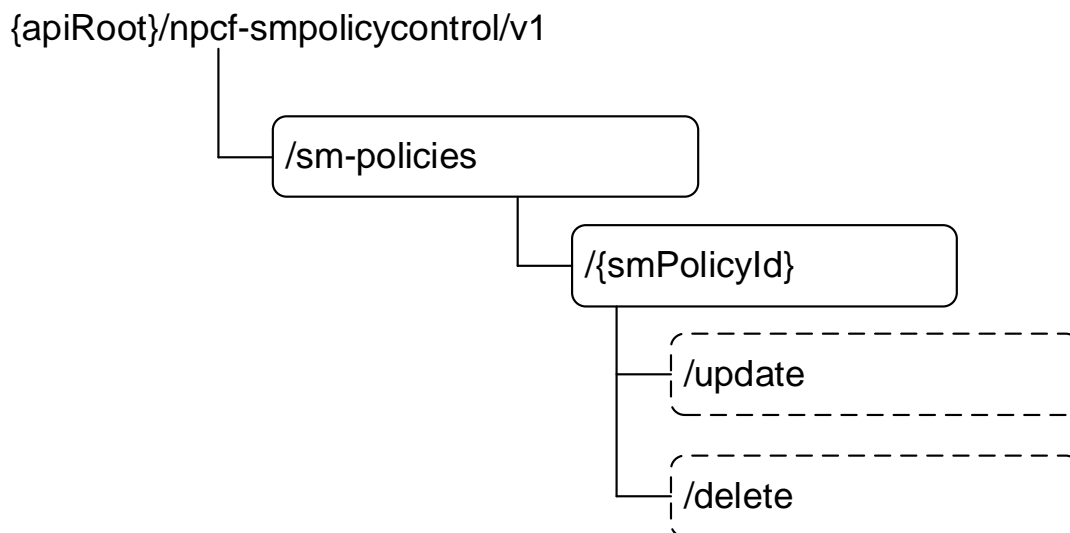
The mandatory HTTP custom header fields specified in subclause 5.2.3.2 of 3GPP TS 29.500 [4] shall be applicable.

### 5.2.3.2 3gpp-Sbi-Origination-Timestamp

The header contains the date and time (with a millisecond granularity) when the originating entity initiated the request as specified in subclause 6.1.2.3.2 of 3GPP TS 29.502 [22].

## 5.3 Resources

### 5.3.1 Resource Structure



**Figure 5.3.1-1: Resource URI structure of the Npcf\_SMPolicyControl API**

Table 5.3.1-1 provides an overview of the resources and applicable HTTP methods.

**Table 5.3.1-1: Resources and methods overview**

| Resource name        | Resource URI  | HTTP method or custom operation | Description  |
|----------------------|---|---------------------------------|--|
| SM Policies          | {apiRoot}/npcf-smpolicycontrol/v1/sm-policies                     | POST                            | Create a new Individual SM Policies resource for an SUPI or for a PEI and PDU Session ID and PDU Session ID supplied by the SMF. |
| Individual SM Policy | {apiRoot}/npcf-smpolicycontrol/v1/sm-policies/{smPolicyId}        | GET                             | Read the Individual SM Policies resource.  |
|                      | {apiRoot}/npcf-smpolicycontrol/v1/sm-policies/{smPolicyId}/delete | delete (POST)                   | Delete the Individual SM Policies resource.  |
|                      | {apiRoot}/npcf-smpolicycontrol/v1/sm-policies/{smPolicyId}/update | update (POST)                   | Update the Individual SM Policies resource when a policy control request event is met or an error of policy enforcement occurs.  |

## 5.3.2 Resource: SM Policies

### 5.3.2.1 Description

This resource represents the collection of the individual SM Policies created in the PCF.

### 5.3.2.2 Resource definition

Resource URI: {apiRoot}/npcf-smpolicycontrol/v1/sm-policies

This resource shall support the resource URI variables defined in table 5.3.2.2-1.

**Table 5.3.2.2-1: Resource URI variables for this resource**

| Name    | Data type | Definition        |
|---------|-----------|-------------------|
| apiRoot | string    | See subclause 5.1 |

### 5.3.2.3 Resource Standard Methods

#### 5.3.2.3.1 POST

This method shall support the URI query parameters specified in table 5.3.2.3.1-1.

**Table 5.3.2.3.1-1: URI query parameters supported by the POST method on this resource**

| Name | Data type | P | Cardinality | Description |
|------|-----------|---|-------------|-------------|
| n/a  |           |   |             |             |

This method shall support the request data structures specified in table 5.3.2.3.1-2 and the response data structures and response codes specified in table 5.3.2.3.1-3.

**Table 5.3.2.3.1-2: Data structures supported by the POST Request Body on this resource**

| Data type           | P | Cardinality | Description   |
|---------------------|---|-------------|---|
| SmPolicyContextData | M | 1           | Parameters to create an individual SM policies resources. |

**Table 5.3.2.3.1-3: Data structures supported by the POST Response Body on this resource**

| Data type   | P | Cardinality | Response codes         | Description   |
|---|---|-------------|------------------------|---|
| SMPolicyDecision  | M | 1           | 201 Created            | An individual SM Policy resources for the SUPI and PDU session id are created successfully.   |
| ProblemDetails  | O | 0..1        | 400 Bad Request        | (NOTE 2)  |
| ProblemDetails  | O | 0..1        | 403 Forbidden          | (NOTE 2)  |
| n/a   |   |             | 308 Permanent Redirect | The URI of the PCF within the existing PCF binding information stored in the BSF for the indicated combination is returned in the non-roaming or home-routed scenario. (NOTE 3) |
| NOTE 1: The mandatory HTTP error status codes for the POST method listed in table 5.2.7.1-1 of 3GPP TS 29.500 [4] shall also apply. |   |             |                        |   |
| NOTE 2: Failure cases are described in subclause 5.7.   |   |             |                        |   |
| NOTE 3: Only applicable to the "SamePcf" feature as defined in subclause 5.8.   |   |             |                        |   |

**Table 5.3.2.3.1-4: Headers supported by the 201 Response Code on this resource**

| Name     | Data type | P | Cardinality | Description  |
|----------|-----------|---|-------------|--|
| Location | string    | M | 1           | Contains the URI of the newly created resource, according to the structure: {apiRoot}/npcf-smpolicycontrol/v1/sm-policies/{smPolicyId} |

**Table 5.3.2.3.1-5: Headers supported by the 308 Response Code on this resource**

| Name     | Data type | P | Cardinality | Description  |
|----------|-----------|---|-------------|--|
| Location | string    | M | 1           | Contains the URI of the PCF within the existing PCF binding information stored in the BSF for the indicated combination. |

#### 5.3.2.4 Resource Custom Operations

None.

### 5.3.3 Resource: Individual SM Policy

#### 5.3.3.1 Description

The individual SM Policy resource represents an individual SM Policy created in the PCF and associated with the SUPI and PDU session ID.

#### 5.3.3.2 Resource definition

Resource URI: {apiRoot}/npcf-smpolicycontrol/v1/sm-policies/{smPolicyId}

This resource shall support the resource URI variables defined in table 5.3.3.2-1.

**Table 5.3.3.2-1: Resource URI variables for this resource**

| Name       | Data type | Definition  |
|------------|-----------|---|
| apiRoot    | string    | See subclause 5.1                                       |
| smPolicyId | string    | Unique identifier of the individual SM Policy resource. |

#### 5.3.3.3 Resource Standard Methods

##### 5.3.3.3.1 GET

This method shall support the URI query parameters specified in table 5.3.3.3.1-1.

**Table 5.3.3.3.1-1: URI query parameters supported by the GET method on this resource**

| Name | Data type | P | Cardinality | Description |
|------|-----------|---|-------------|-------------|
| n/a  |           |   |             |             |

This method shall support the request data structures specified in table 5.3.3.3.1-2 and the response data structures and response codes specified in table 5.3.3.3.1-3.

**Table 5.3.3.3.1-2: Data structures supported by the GET Request Body on this resource**

| Data type | P | Cardinality | Description |
|-----------|---|-------------|-------------|
| n/a       |   |             |             |

**Table 5.3.3.1-3: Data structures supported by the GET Response Body on this resource**

| Data type  | P | Cardinality | Response codes | Description  |
|--|---|-------------|----------------|--|
| SmPolicyControl  | M | 1           | 200 OK         | An individual SM Policy resources for the SUPI and PDU session id are returned successfully. |
| NOTE: The mandatory HTTP error status codes for the GET method listed in table 5.2.7.1-1 of 3GPP TS 29.500 [4] shall also apply. |   |             |                |  |

### 5.3.3.4 Resource Custom Operations

#### 5.3.3.4.1 Overview

**Table 5.3.3.4.1-1: Custom operations**

| Operation Name | Custom operation URI  | Mapped HTTP method | Description                              |
|----------------|---|--------------------|--|
| delete         | {apiRoot}/<br>npcf-smpolicycontrol/<br>v1/sm-<br>policies/{smPolicyId}/delete | POST               | Delete an individual SM Policy resource. |
| update         | {apiRoot}/<br>npcf-smpolicycontrol/<br>v1/sm-<br>policies/{smPolicyId}/update | POST               | Update an individual SM Policy resource. |

#### 5.3.3.4.2 Operation: delete

##### 5.3.3.4.2.1 Description

##### 5.3.3.4.2.2 Operation Definition

This custom operation deletes an individual SM Policy resource in the PCF.

This operation shall support the request data structures specified in table 5.3.3.4.2.2-1 and the response data structure and response codes specified in table 5.3.3.4.2.2-2.

**Table 5.3.3.4.2.2-1: Data structures supported by the POST Request Body on this resource**

| Data type          | P | Cardinality | Description  |
|--------------------|---|-------------|--|
| SmPolicyDeleteData | O | 0..1        | Parameters to be sent by the SMF when the individual SM policy is deleted. |

**Table 5.3.3.4.2.2-2: Data structures supported by the POST Response Body on this resource**

| Data type   | P | Cardinality | Response codes | Description  |
|---|---|-------------|----------------|--|
| n/a   |   |             | 204 No Content | This case represents a successful deletion of the individual SM policy resource. |
| NOTE: The mandatory HTTP error status codes for the POST method listed in table 5.2.7.1-1 of 3GPP TS 29.500 [4] shall also apply. |   |             |                |  |

#### 5.3.3.4.3 Operation: update

##### 5.3.3.4.3.1 Description

##### 5.3.3.4.3.2 Operation Definition

This custom operation updates an individual SM Policy resource in the PCF.

This operation shall support the request data structures specified in table 5.3.3.4.3.2-1 and the response data structure and response codes specified in table 5.3.3.4.3.2-2.

**Table 5.3.3.4.3.2-1: Data structures supported by the POST Request Body on this resource**

| Data type                 | P | Cardinality | Description   |
|---------------------------|---|-------------|---|
| SmPolicyUpdateContextData | M | 1           | Parameters to be sent by the SMF when the individual SM policy is updated. It indicates the occurred changes. |

**Table 5.3.3.4.3.2-2: Data structures supported by the POST Response Body on this resource**

| Data type        | P | Cardinality | Response codes  | Description  |
|------------------|---|-------------|-----------------|--|
| SmPolicyDecision | M | 1           | 200 OK          | An individual SM Policy resources is updated successfully. Response body includes the policy decision changes. |
| ProblemDetails   | O | 0..1        | 400 Bad Request | (NOTE 2)   |
| ProblemDetails   | O | 0..1        | 403 Forbidden   | (NOTE 2)   |

NOTE 1: The mandatory HTTP error status codes for the POST method listed in table 5.2.7.1-1 of 3GPP TS 29.500 [4] shall also apply.  
NOTE 2: Failure cases are described in subclause 5.7.

## 5.4 Custom Operations without associated resources

None.

## 5.5 Notifications

### 5.5.1 General

**Table 5.5.1-1: Notifications**

| Notification                                      | Custom operation URI        | Mapped HTTP method | Description  |
|---|-----------------------------|--------------------|--|
| Policy Update Notification                        | {notificationUri}/update    | POST               | Policy Update Notification.                        |
| Request for termination of the policy association | {notificationUri}/terminate | POST               | Request for termination of the policy association. |

### 5.5.2 Policy Update Notification

#### 5.5.2.1 Description

This notification is used by the PCF to update the policy.

#### 5.5.2.2 Operation Definition

This operation shall support the request data structures specified in table 5.5.2.2-1 and the response data structure and response codes specified in table 5.5.2.2-2.

**Table 5.5.2.2-1: Data structures supported by the POST Request Body on this resource**

| Data type            | P | Cardinality | Description                                |
|----------------------|---|-------------|--|
| SmPolicyNotification | M | 1           | Update the SM policies provided by the PCF |

**Table 5.5.2.2-2: Data structures supported by the POST Response Body on this resource**

| Data type   | P | Cardinality | Response codes  | Description   |
|---|---|-------------|-----------------|---|
| n/a   |   |             | 204 No Content  | The SM policies are updated successfully.   |
| UeCampingRep  | O | 0..1        | 200 OK          | The current applicable values corresponding to the policy control request trigger is reported.                                      |
| array(PartialSuccessReport)   | O | 1..N        | 200 OK          | Some of the PCC rules and/or session rule provisioned by the PCF are not installed/activated successfully.                          |
| ErrorReport   | M | 1           | 400 Bad Request | The SM policies including all the PCC rules and session rules provisioned by the PCF are not installed/activated successfully.      |
| array(PolicyDecisionFailureCode)  | O | 1..N        | 200 OK          | Provisioning of some of the policy decision and/condition data which are not referred by any PCC rules or session rule are failure. |
| NOTE 1: The mandatory HTTP error status codes for the POST method listed in table 5.2.7.1-1 of 3GPP TS 29.500 [4] shall also apply. |   |             |                 |   |
| NOTE 2: Failure cases are described in subclause 5.7.   |   |             |                 |   |

## 5.5.3 Request for termination of the policy association

### 5.5.3.1 Description

This notification is used by the PCF to request the termination of a policy association.

### 5.5.3.2 Operation Definition

This operation shall support the request data structures specified in table 5.5.3.2-1 and the response data structure and response codes specified in table 5.5.3.2-2.

**Table 5.5.3.2-1: Data structures supported by the POST Request Body on this resource**

| Data type               | P | Cardinality | Description                                  |
|-------------------------|---|-------------|--|
| TerminationNotification | M | 1           | Request to terminate the policy association. |

**Table 5.5.3.2-2: Data structures supported by the POST Response Body on this resource**

| Data type   | P | Cardinality | Response codes | Description  |
|---|---|-------------|----------------|--|
| n/a   |   |             | 204 No Content | The request for policy association termination was received. |
| NOTE: The mandatory HTTP error status codes for the POST method listed in table 5.2.7.1-1 of 3GPP TS 29.500 [4] shall also apply. |   |             |                |  |

## 5.6 Data Model

### 5.6.1 General

This subclause specifies the application data model supported by the API.

The Npcf\_SMPolicyControl API allows the SMF to retrieve the session management related policy from the PCF as defined in 3GPP TS 23.503 [6].

Table 5.6.1-1 specifies the data types defined for the Npcf\_SMPolicyControl service based interface protocol.

**Table 5.6.1-1: Npcf\_SMPolicyControl specific Data Types**



| Data type                   | Section defined | Description  | Applicability               |
|-----------------------------|-----------------|--|-----------------------------|
| 5GSmCause                   | 5.6.3.2         | Indicates the 5GSM cause code value.   | RAN-NAS-Cause               |
| AdditionalAccessInfo        | 5.6.2.43        | Indicates the combination of additional Access Type and RAT Type for MA PDU session  | ATSSS                       |
| AccNetChargingAddress       | 5.6.2.35        | Identifies the address of the network node performing charging and used for charging applications.                                     |                             |
| AccNetChld                  | 5.6.2.23        | Contains the access network charging identifier for the PCC rule(s) or whole PDU session.  |                             |
| AccuUsageReport             | 5.6.2.18        | Contains the accumulated usage report information.   | UMC                         |
| AfSigProtocol               | 5.6.3.10        | Indicates the protocol used for signalling between the UE and the AF.  | ProvAFsignalFlow            |
| AppDetectionInfo            | 5.6.2.22        | Contains the detected application's traffic information.   | ADC                         |
| ApplicationDescriptor       | 5.6.3.2         | Defines the Application Descriptor for an ATSSS rule.  | ATSSS                       |
| AtsssCapability             | 5.6.3.26        | Contains the ATSSS capability supported for the MA PDU Session.  | ATSSS                       |
| AuthorizedDefaultQos        | 5.6.2.34        | Authorized Default QoS.  |                             |
| BridgeManagementContainer   | 5.6.2.47        | Contains the TSN BMIC.   | TimeSensitiveNetworking     |
| ChargingData                | 5.6.2.11        | Contains charging related parameters.  |                             |
| ChargingInformation         | 5.6.2.17        | Contains the addresses of the charging functions.  |                             |
| ConditionData               | 5.6.2.9         | Contains conditions for applicability of a rule.   |                             |
| CreditManagementStatus      | 5.6.3.16        | Indicates the reason of the credit management session failure.   |                             |
| ErrorReport                 | 5.6.2.36        | Contains the rule reports.   |                             |
| FailureCause                | 5.6.3.14        | Indicates the cause of the failure in a Partial Success Report.  |                             |
| FailureCode                 | 5.6.3.9         | Indicates the reason of the PCC rule failure.  |                             |
| FlowDescription             | 5.6.3.2         | Defines a packet filter for an IP flow.  |                             |
| FlowDirection               | 5.6.3.3         | Indicates the direction of the service data flow.  |                             |
| FlowDirectionRm             | 5.6.3.15        | This data type is defined in the same way as the "FlowDirection" data type, but allows null value.                                     |                             |
| FlowInformation             | 5.6.2.14        | Contains the flow information.   |                             |
| IpMulticastAddressInfo      | 5.6.2.46        | Contains the IP multicast addressing information   | WWC                         |
| MaPduIndication             | 5.6.3.25        | Contains the MA PDU session indication, i.e., MA PDU Request or MA PDU Network-Upgrade Allowed.  | ATSSS                       |
| MeteringMethod              | 5.6.3.5         | Indicates the metering method.   |                             |
| MulticastAccessControl      | 5.6.3.20        | Indicates whether the service data flow, corresponding to the service data flow template, is allowed or not allowed.                   | WWC                         |
| NetLocAccessSupport         | 5.6.3.27        | Indicates the access network support of the report of the requested access network information.  | NetLoc                      |
| PacketFilterContent         | 5.6.3.2         | Defines a packet filter for an IP flow.  |                             |
| PacketFilterInfo            | 5.6.2.30        | Contains the information from a single packet filter sent from the SMF to the PCF.   |                             |
| PartialSuccessReport        | 5.6.2.33        | Includes the information reported by the SMF when some of the PCC rules and/or session rules are not successfully installed/activated. |                             |
| PccRule                     | 5.6.2.6         | Contains the PCC rule information.   |                             |
| PduSessionRelCause          | 5.6.3.24        | Contains the SMF PDU Session release cause.  | PDUSessionRelCause          |
| PolicyControlRequestTrigger | 5.6.3.6         | Contains the policy control request trigger(s).  |                             |
| PolicyDecisionFailureCode   | 5.6.3.28        | Indicates the type of the failed policy decision and/or condition data.  | PolicyDecisionErrorHandling |
| PortManagementContainer     | 5.6.2.45        | Contains the TSN port management information container for a TSN port.   | TimeSensitiveNetworking     |
| QosCharacteristics          | 5.6.2.16        | Contains QoS characteristics for a non-standardized or non-configured 5QI.   |                             |
| QosData                     | 5.6.2.8         | Contains the QoS parameters.   |                             |
| QosFlowUsage                | 5.6.3.13        | Indicates a QoS flow usage information.  |                             |
| QosMonitoringData           | 5.6.2.40        | Contains QoS monitoring related control information.   | QosMonitoring               |

|                                 |          |  |                         |
|---------------------------------|----------|--|-------------------------|
| QosMonitoringReport             | 5.6.2.42 | Contains QoS monitoring reporting information.   | QosMonitoring           |
| QosNotificationControlInfo      | 5.6.2.32 | Contains the QoS Notification Control Information.   |                         |
| RanNasRelCause                  | 5.6.2.28 | Contains the RAN/NAS release cause.  | RAN-NAS-Cause           |
| RedirectAddressType             | 5.6.3.12 | Indicates the redirect address type.   |                         |
| RedirectInformation             | 5.6.2.13 | Contains the redirect information.   |                         |
| ReportingFrequency              | 5.6.3.22 | Indicates the frequency for the reporting  | QosMonitoring           |
| ReportingLevel                  | 5.6.3.4  | Indicates the reporting level.   |                         |
| RequestedQos                    | 5.6.2.31 | Contains the QoS information requested by the UE.  |                         |
| RequestedQosMonitoringParameter | 5.6.3.21 | Indicates the requested QoS monitoring parameters to be measured.  | QosMonitoring           |
| RequestedRuleData               | 5.6.2.24 | Contains rule data requested by the PCF to receive information associated with PCC rules.  |                         |
| RequestedRuleDataType           | 5.6.3.7  | Contains the type of rule data requested by the PCF.   |                         |
| RequestedUsageData              | 5.6.2.25 | Contains usage data requested by the PCF requesting usage reports for the corresponding usage monitoring data instances.         |                         |
| RuleOperation                   | 5.6.3.11 | Indicates a UE initiated resource operation that causes a request for PCC rules.   |                         |
| RuleReport                      | 5.6.2.27 | Reports the status of PCC.   |                         |
| RuleStatus                      | 5.6.3.8  | Indicates the status of PCC or session rule.   |                         |
| ServingNfIdenty                 | 5.6.2.38 | Contains the serving Network Function identity.  |                         |
| SessionRule                     | 5.6.2.7  | Contains session level policy information.   |                         |
| SessionRuleFailureCode          | 5.6.3.17 | Indicates the reason of the session rule failure.  |                         |
| SessionRuleReport               | 5.6.2.37 | Reports the status of session rule.  |                         |
| SmPolicyAssociationReleaseCause | 5.6.3.23 | Represents the cause why the PCF requests the termination of the SM policy association.  |                         |
| SmPolicyControl                 | 5.6.2.2  | Contains the parameters to request the SM policies and the SM policies authorized by the PCF.                                    |                         |
| SmPolicyContextData             | 5.6.2.3  | Contains the parameters to create individual SM policy resource.   |                         |
| SmPolicyDecision                | 5.6.2.4  | Contains the SM policies authorized by the PCF.  |                         |
| SmPolicyNotification            | 5.6.2.5  | Contains the update of the SM policies.  |                         |
| SmPolicyDeleteData              | 5.6.2.15 | Contains the parameters to be sent to the PCF when the individual SM policy is deleted.  |                         |
| SmPolicyUpdateContextData       | 5.6.2.19 | Contains the met policy control request trigger(s) and corresponding new value(s) or the error report of the policy enforcement. |                         |
| SteeringFunctionality           | 5.6.3.18 | Indicates functionality to support traffic steering, switching and splitting determined by the PCF.                              | ATSSS                   |
| SteeringMode                    | 5.6.2.39 | Contains the steering mode value and parameters determined by the PCF.   | ATSSS                   |
| SteeringModeValue               | 5.6.3.19 | Indicates the steering mode value determined by the PCF.   | ATSSS                   |
| TerminationNotification         | 5.6.2.21 | Termination Notification.  |                         |
| TrafficControlData              | 5.6.2.10 | Contains parameters determining how flows associated with a PCCRule are treated (blocked, redirected, etc).                      |                         |
| TsnBridgeInfo                   | 5.6.2.41 | Contains parameters that describe and identify the TSN bridge.   | TimeSensitiveNetworking |
| TsnPortNumber                   | 5.6.3.2  | Contains a TSN port number.  | TimeSensitiveNetworking |
| UeCampingRep                    | 5.6.2.26 | Contains the current applicable values corresponding to the policy control request triggers.                                     |                         |
| UeInitiatedResourceRequest      | 5.6.2.29 | Indicates a UE requests specific QoS handling for selected SDF.  |                         |
| UpPathChgEvent                  | 5.6.2.20 | Contains the UP path change event subscription from the AF.  | TSC                     |
| UsageMonitoringData             | 5.6.2.12 | Contains usage monitoring related control information.   | UMC                     |

Table 5.6.1-2 specifies data types re-used by the Npcf\_SMPolicyControl service based interface protocol from other specifications, including a reference to their respective specifications and when needed, a short description of their use within the Npcf\_SMPolicyControl service based interface.

**Table 5.6.1-2: Npcf\_SMPolicyControl re-used Data Types**

| Data type             | Reference           | Comments  | Applicability            |
|-----------------------|---------------------|---|--------------------------|
| 5GMMCause             | 3GPP TS 29.571 [11] | Contains the cause value of 5GMM protocol.  | RAN-NAS-Cause            |
| 5Qi                   | 3GPP TS 29.571 [11] | Unsigned integer representing a 5G QoS Identifier (see subclause 5.7.2.1 of 3GPP TS 23.501 [2]), within the range 0 to 255.   |                          |
| 5QiPriorityLevel      | 3GPP TS 29.571 [11] | Unsigned integer indicating the 5Qi Priority Level (see subclauses 5.7.3.3 and 5.7.4 of 3GPP TS 23.501 [2]), within the range 1 to 127. Values are ordered in decreasing order of priority, i.e. with 1 as the highest priority and 127 as the lowest priority. |                          |
| 5QiPriorityLevelRm    | 3GPP TS 29.571 [11] | This data type is defined in the same way as the "5QiPriorityLevel" data type, but with the OpenAPI "nullable: true" property.  |                          |
| AccessType            | 3GPP TS 29.571 [11] | The identification of the type of access network.   |                          |
| AccessTypeRm          | 3GPP TS 29.571 [11] | This data type is defined in the same way as the "AccessType" data type, but with the OpenAPI "nullable: true" property.  |                          |
| Ambr                  | 3GPP TS 29.571 [11] | Session AMBR.   |                          |
| AnGwAddress           | 3GPP TS 29.514 [17] | Carries the control plane address of the access network gateway. (NOTE 1)   |                          |
| ApplicationChargingId | 3GPP TS 29.571 [11] | Application provided charging identifier allowing correlation of charging information.  | AF_Charging_Identifier   |
| Arp                   | 3GPP TS 29.571 [11] | ARP.  |                          |
| AverWindow            | 3GPP TS 29.571 [11] | Averaging Window.   |                          |
| AverWindowRm          | 3GPP TS 29.571 [11] | This data type is defined in the same way as the "AverWindow" data type, but with the OpenAPI "nullable: true" property.  |                          |
| Bytes                 | 3GPP TS 29.571 [11] | String with format "byte".  | TimeSensitive Networking |
| BitRate               | 3GPP TS 29.571 [11] | String representing a bit rate that shall be formatted as follows:<br><br>pattern: "\d+(\.\d+)?(bps Kbps Mbps Gbps Tbps)\$"<br>Examples:<br>"125 Mbps", "0.125 Gbps", "125000 Kbps".  |                          |
| BitRateRm             | 3GPP TS 29.571 [11] | This data type is defined in the same way as the "BitRate" data type, but with the OpenAPI "nullable: true" property.   |                          |
| ChargingId            | 3GPP TS 29.571 [11] | Charging identifier allowing correlation of charging information.   |                          |
| ContentVersion        | 3GPP TS 29.514 [17] | Indicates the content version of a PCC rule. It uniquely identifies a version of the PCC rule as defined in subclause 4.2.6.2.14.   | RuleVersioning           |
| DateTime              | 3GPP TS 29.571 [11] | String with format "date-time" as defined in OpenAPI Specification [10].  |                          |
| DateTimeRm            | 3GPP TS 29.571 [11] | This data type is defined in the same way as the "DateTime" data type, but with the OpenAPI "nullable: true" property.  |                          |
| DddTrafficDescriptor  | 3GPP TS 29.571 [11] | Traffic Descriptor  | DDNEventPolicyControl    |
| DnaiChangeType        | 3GPP TS 29.571 [11] | Describes the types of DNAI change.   |                          |
| Dnn                   | 3GPP TS 29.571 [11] | The DNN the user is connected to.   |                          |
| DnnSelectionMode      | 3GPP TS 29.502 [22] | DNN selection mode.   | DNNSelectionMode         |
| DurationSec           | 3GPP TS 29.571 [11] | Identifies a period of time in units of seconds.  |                          |
| DurationSecRm         | 3GPP TS 29.571 [11] | This data type is defined in the same way as the "DurationSec" data type, but with the OpenAPI "nullable: true" property.   |                          |
| EthFlowDescription    | 3GPP TS 29.514 [17] | Defines a packet filter for an Ethernet flow. (NOTE 2)  |                          |
| ExtMaxDataBurstVol    | 3GPP TS 29.571 [11] | Maximum Data Burst Volume.  | EMDBV                    |

|                      |                     |  |                          |
|----------------------|---------------------|--|--------------------------|
| ExtMaxDataBurstVolRm | 3GPP TS 29.571 [11] | This data type is defined in the same way as the "ExtMaxDataBurstVol" data type, but with the OpenAPI "nullable: true" property. | EMDBV                    |
| FinalUnitAction      | 3GPP TS 32.291 [19] | Indicates the action to be taken when the user's account cannot cover the service cost.  |                          |
| FlowStatus           | 3GPP TS 29.514 [17] | Describes whether the IP flow(s) are enabled or disabled. The value "REMOVED" is not applicable to Npcf_SMPolicyControl service. |                          |
| Gpsi                 | 3GPP TS 29.571 [11] | Identifies a GPSI.   |                          |
| GroupId              | 3GPP TS 29.571 [11] | Identifies a group of internal globally unique ID.   |                          |
| Guami                | 3GPP TS 29.571 [11] | Globally Unique AMF Identifier.  |                          |
| IpIndex              | 3GPP TS 29.519 [15] | Information that identifies which IP pool or external server is used to allocate the IP address.                                 |                          |
| Ipv4Addr             | 3GPP TS 29.571 [11] | Identifies an Ipv4 address.  |                          |
| Ipv4AddrMask         | 3GPP TS 29.571 [11] | String identifying an IPv4 address mask.   |                          |
| Ipv6Addr             | 3GPP TS 29.571 [11] | Identifies an IPv6 address.  |                          |
| Ipv6Prefix           | 3GPP TS 29.571 [11] | The Ipv6 prefix allocated for the user.  |                          |
| MacAddr48            | 3GPP TS 29.571 [11] | MAC Address.   |                          |
| MaxDataBurstVol      | 3GPP TS 29.571 [11] | Maximum Data Burst Volume.   |                          |
| MaxDataBurstVolRm    | 3GPP TS 29.571 [11] | This data type is defined in the same way as the "MaxDataBurstVol" data type, but with the OpenAPI "nullable: true" property.    |                          |
| NfInstanceId         | 3GPP TS 29.571 [11] | The NF instance identifier.  |                          |
| NfSetId              | 3GPP TS 29.571 [11] | The NF set identifier.   |                          |
| NgApCause            | 3GPP TS 29.571 [11] | Contains the cause value of NgAP protocol.   | RAN-NAS-Cause            |
| NullValue            | 3GPP TS 29.571 [11] | JSON's null value, used as an explicit value of an enumeration.  |                          |
| PacketDelBudget      | 3GPP TS 29.571 [11] | Packet Delay Budget.   |                          |
| PacketErrRate        | 3GPP TS 29.571 [11] | Packet Error Rate.   |                          |
| PacketLossRateRm     | 3GPP TS 29.571 [11] | This data type is defined in the same way as the "PacketLossRate" data type, but with the OpenAPI "nullable: true" property.     |                          |
| PduSessionId         | 3GPP TS 29.571 [11] | The identification of the PDU session.   |                          |
| PduSessionType       | 3GPP TS 29.571 [11] | Indicate the type of a PDU session.  |                          |
| Pei                  | 3GPP TS 29.571 [11] | The Identification of a Permanent Equipment.   |                          |
| PlmnIdNid            | 3GPP TS 29.571 [11] | The identification of the Network. PLMN Identity, and for SNPN NID.  |                          |
| PresenceInfo         | 3GPP TS 29.571 [11] | Contains the information which describes a Presence Reporting Area.  | PRA                      |
| PresenceInfoRm       | 3GPP TS 29.571 [11] | This data type is defined in the same way as the "PresenceInfo" data type, but with the OpenAPI "nullable: true" property.       |                          |
| ProblemDetails       | 3GPP TS 29.571 [11] | Contains a detailed information about an error.  |                          |
| QosNotifType         | 3GPP TS 29.514 [17] | Indicates whether the GBR targets for the indicated SDFs are "NOT_GUARANTEED" or "GUARANTEED" again.                             |                          |
| QosResourceType      | 3GPP TS 29.571 [11] | Indicates whether the resource type is GBR, delay critical GBR, or non-GBR.  |                          |
| RatingGroup          | 3GPP TS 29.571 [11] | Identifier of a rating group.  |                          |
| RatType              | 3GPP TS 29.571 [11] | The identification of the RAT type.  |                          |
| RouteToLocation      | 3GPP TS 29.571 [11] | A traffic routes to applications location.   | TSC                      |
| Serviceld            | 3GPP TS 29.571 [11] | Identifier of a service.   |                          |
| Snsai                | 3GPP TS 29.571 [11] | Identifies the S-NSSAI.  |                          |
| SubscribedDefaultQos | 3GPP TS 29.571 [11] | Subscribed Default QoS.  |                          |
| Supi                 | 3GPP TS 29.571 [11] | The identification of the user (i.e. IMSI, NAI).   |                          |
| SupportedFeatures    | 3GPP TS 29.571 [11] | Used to negotiate the applicability of the optional features defined in table 5.8-1.   |                          |
| TraceData            | 3GPP TS 29.571 [11] |  |                          |
| TimeZone             | 3GPP TS 29.571 [11] | Contains the user time zone information.   |                          |
| TscainputContainer   | 3GPP TS 29.514 [17] | TSCAI Input information.   | TimeSensitive Networking |
| UInteger             | 3GPP TS 29.571 [11] | Unsigned Integer.  | TimeSensitive Networking |

|   |                     |  |                             |
|---|---------------------|--|-----------------------------|
| Uint64  | 3GPP TS 29.571 [11] | Unsigned 64-bit integers.  | TimeSensitive<br>Networking |
| Uri   | 3GPP TS 29.571 [11] | URI.   |                             |
| UserLocation  | 3GPP TS 29.571 [11] | Contains the user location.  |                             |
| Volume  | 3GPP TS 29.122 [32] | Unsigned integer identifying a volume in units of bytes.   |                             |
| VolumeRm  | 3GPP TS 29.122 [32] | This data type is defined in the same way as the "VolumeRm" data type, but with the OpenAPI "nullable: true" property. |                             |
| NOTE 1: "AnGwAddr" data structure is only applicable to the 5GS and EPC/E-UTRAN interworking scenario as defined in Annex B.  |                     |  |                             |
| NOTE 2: In order to support a set of MAC addresses with a specific range in the traffic filter, feature MacAddressRange as specified in subclause 5.8 shall be supported. |                     |  |                             |

## 5.6.2 Structured data types

### 5.6.2.1 Introduction

This subclause defines the structures to be used in resource representations.

### 5.6.2.2 Type SmPolicyControl

**Table 5.6.2.2-1: Definition of type SmPolicyControl**

| Attribute name | Data type           | P | Cardinality | Description  | Applicability |
|----------------|---------------------|---|-------------|--|---------------|
| context        | SmPolicyContextData | M | 1           | Includes the parameters to request the SM policies by the SMF. |               |
| policy         | SmPolicyDecision    | M | 1           | Includes the SM policies authorized by the PCF.                |               |

5.6.2.3 Type SmPolicyContextData

**Table 5.6.2.3-1: Definition of type SmPolicyContextData**



| Attribute name          | Data type             | P | Cardinality | Description  | Applicability    |
|-------------------------|-----------------------|---|-------------|--|------------------|
| accNetChId              | AccNetChId            | O | 0..1        | Indicates the access network charging identifier for default QoS flow or whole PDU session.  |                  |
| chargEntityAddr         | AccNetChargingAddress | O | 0..1        | Address of the network entity performing charging.   |                  |
| gpsi                    | Gpsi                  | O | 0..1        | Gpsi shall contain either an External Id or an MSISDN.   |                  |
| supi                    | Supi                  | C | 0..1        | Subscription Permanent Identifier. It can be omitted for the emergency session.  |                  |
| pduSessionId            | PduSessionId          | M | 1           | PDU session Id.  |                  |
| dnn                     | Dnn                   | M | 1           | The DNN of the PDU session, a full DNN with both the Network Identifier and Operator Identifier, or a DNN with the Network Identifier only.  |                  |
| dnnSelMode              | DnnSelectionMode      | O | 0..1        | Indicates whether the requested DNN corresponds to an explicitly subscribed DNN.   | DNNSelectionMode |
| interGrpIds             | array(GroupId)        | O | 1..N        | The internal Group Id(s).  |                  |
| notificationUri         | Uri                   | M | 1           | Identifies the recipient of SM policies update notifications sent by the PCF.  |                  |
| pduSessionType          | PduSessionType        | M | 1           | Indicates the type of a PDU session.   |                  |
| accessType              | AccessType            | O | 0..1        | The Access Type where the served UE is camping.  |                  |
| ratType                 | RatType               | O | 0..1        | The RAT Type where the served UE is camping.   |                  |
| addAccessInfo           | AdditionalAccessInfo  | O | 0..1        | Indicates the combination of additional Access Type and RAT Type for MA PDU session.   |                  |
| servingNetwork          | PlmnIdNid             | O | 0..1        | The serving network where the served UE is camping. For an SNPN the NID together with the PLMN ID identifies the SNPN.   |                  |
| userLocationInfo        | UserLocation          | O | 0..1        | The location of the served UE is camping.  |                  |
| ueTimeZone              | TimeZone              | O | 0..1        | The time zone where the served UE is camping.  |                  |
| pei                     | Pei                   | O | 0..1        | The Permanent Equipment Identifier of the served UE.   |                  |
| ipv4Address             | Ipv4Addr              | O | 0..1        | The IPv4 Address of the served UE.   |                  |
| ipv6AddressPrefix       | Ipv6Prefix            | O | 0..1        | The Ipv6 Address Prefix of the served UE.  |                  |
| ipDomain                | string                | O | 0..1        | IPv4 address domain identifier. (NOTE)   |                  |
| subsSessAmbr            | Ambr                  | O | 0..1        | UDM subscribed or DN-AAA authorized Session-AMBR.  |                  |
| authProfIndex           | string                | O | 0..1        | DN-AAA authorization profile index.  | DN-Authorization |
| subsDefQos              | SubscribedDefaultQos  | O | 0..1        | Subscribed Default QoS Information.  |                  |
| numOfPackFilter         | integer               | O | 0..1        | Contains the number of supported packet filter for signalled QoS rules.  |                  |
| online                  | boolean               | O | 0..1        | If it is included and set to true, the online charging is applied to the PDU session.  |                  |
| offline                 | boolean               | O | 0..1        | If it is included and set to true, the offline charging is applied to the PDU session.   |                  |
| chargingCharacteristics | string                | O | 0..1        | Contains the Charging Characteristics applied to the PDU session. Functional requirements for the Charging Characteristics are defined in 3GPP TS 32.255 [35] Annex A. The charging characteristics are encoded as specified in 3GPP TS 29.503 [34]. |                  |

|   |                     |   |      |  |       |
|---|---------------------|---|------|--|-------|
| 3gppPsDataOffStat<br>us   | boolean             | O | 0..1 | If it is included and set to true, the 3GPP PS Data Off is activated by the UE.  |       |
| refQosIndication  | boolean             | O | 0..1 | If it is included and set to true, the reflective QoS is supported by the UE.  |       |
| sliceInfo   | Snsai               | M | 1    | Identifies the S-NSSAI.  |       |
| qosFlowUsage  | QosFlowUsage        | O | 0..1 | Indicates the required usage for default QoS flow.   |       |
| servNfId  | ServingNfIdentity   | O | 0..1 | Contains the serving network function identity.  |       |
| supFeat   | SupportedFeatures   | C | 0..1 | Indicates the list of Supported features used as described in subclause 5.8.<br>This parameter shall be supplied by the NF service consumer in the POST request that requested the creation of an individual SM policy resource. |       |
| traceReq  | TraceData           | O | 0..1 | Trace control and configuration parameters information defined in 3GPP TS 32.422 [24].   |       |
| smfId   | NfInstanceId        | O | 0..1 | SMF instance identifier.   |       |
| recoveryTime  | DateTime            | O | 0..1 | It includes the recovery time of the SMF.  |       |
| maPduInd  | MaPduIndication     | O | 0..1 | Contains the MA PDU session indication, i.e., MA PDU Request or MA PDU Network-Upgrade Allowed.  | ATSSS |
| atsssCapab  | AtsssCapability     | O | 0..1 | Contains the ATSSS capability supported for the MA PDU Session.  | ATSSS |
| Ipv4FrameRouteList  | array(Ipv4AddrMask) | O | 1..N | List of Framed Route information of IPv4.  |       |
| Ipv6FrameRouteList  | array(Ipv6Prefix)   | O | 1..N | List of Framed Route information of IPv6.  |       |
| NOTE: The value provided in this attribute is implementation specific. The only constraint is that the SMF shall supply a different identifier for each overlapping address domain (e.g. the SMF NF instance identifier). |                     |   |      |  |       |

5.6.2.4 Type SmPolicyDecision

**Table 5.6.2.4-1: Definition of type SmPolicyDecision**

| Attribute name      | Data type                | P | Cardinality | Description  | Applicability |
|---------------------|--------------------------|---|-------------|--|---------------|
| sessRules           | map(SessionRule)         | O | 1..N        | A map of Sessionrules with the content being the SessionRule as described in subclause 5.6.2.7. The key used in this map for each entry is the sessRuleId attribute of the corresponding SessionRule. (NOTE 2) |               |
| pccRules            | map(PccRule)             | O | 1..N        | A map of PCC rules with the content being the PCCRule as described in subclause 5.6.2.6. The key used in this map for each entry is the pccRuleId attribute of the corresponding PccRule.                      |               |
| qosDecs             | map(QoSData)             | O | 1..N        | Map of QoS data policy decisions. The key used in this map for each entry is the qosId attribute of the corresponding QoSData. (NOTE 2)  |               |
| chgDecs             | map(ChargingData)        | O | 1..N        | Map of Charging data policy decisions. The key used in this map for each entry is the chgId attribute of the corresponding ChargingData.   |               |
| chargingInfo        | ChargingInformation      | C | 1           | Contains the CHF addresses and possible associated CHF instance Ids and CHF set IDs of the PDU session. (NOTE 3)   |               |
| traffContDecs       | map(TrafficControlData)  | O | 1..N        | Map of Traffic Control data policy decisions. The key used in this map for each entry is the tclId attribute of the corresponding TrafficControlData. (NOTE 2)   |               |
| umDecs              | map(UsageMonitoringData) | O | 1..N        | Map of Usage Monitoring data policy decisions. The key used in this map for each entry is the umId attribute of the corresponding UsageMonitoringData.   |               |
| qosChars            | map(QoSCharacteristics)  | O | 1..N        | Map of QoS characteristics for non-standard 5QIs and non-preconfigured 5QIs. This map uses the 5QI values as keys. (NOTE 2)  |               |
| qosMonDecs          | map(QoSMonitoringData)   | O | 1..N        | Map of QoS Monitoring data policy decision. The key used in this map for each entry is the qmId attribute of the corresponding QoSMonitoringData.  | QoSMonitoring |
| reflectiveQoS_TIMER | DurationSec              | O | 0..1        | Defines the lifetime of a UE derived QoS rule belonging to the PDU Session for reflective QoS. (NOTE 2)  |               |
| offline             | boolean                  | O | 0..1        | Indicates the offline charging is applicable to the PDU session when it is included and set to true. (NOTE 3) (NOTE 4)   |               |
| online              | boolean                  | O | 0..1        | Indicates the online charging is applicable to the PDU session when it is included and set to true. (NOTE 3) (NOTE 4)  |               |
| conds               | map(ConditionData)       | O | 1..N        | A map of condition data with the content being as described in subclause 5.6.2.9. The key used in this map for each entry is the condId attribute of the corresponding ConditionData.                          |               |
| revalidationTime    | DateTime                 | O | 0..1        | Defines the time before which the SMF shall have to re-request PCC rules.  |               |

|  |                                    |   |      |  |                               |
|--|------------------------------------|---|------|--|-------------------------------|
| pcscfRestIndication  | boolean                            | O | 0..1 | If this attribute is included and set to true, it indicates that the P-CSCF Restoration is requested. The default value "FALSE" applies, if the attribute is not present and has not been supplied previously.                       | PCSCF-Restoration-Enhancement |
| policyCtrlReqTriggers  | array(PolicyControlRequestTrigger) | O | 1..N | Defines the policy control request triggers subscribed by the PCF.   |                               |
| lastReqRuleData  | array(RequestedRuleData)           | O | 1..N | Defines the last list of rule control data requested by the PCF.   |                               |
| lastReqUsageData   | RequestedUsageData                 | O | 0..1 | Defines the last requested usage data by the PCF.  |                               |
| pralnfos   | map(PresenceInfoRm)                | O | 1..N | Defines the PRA information provisioned by the PCF. The "prald" attribute within the PresenceInfo data type shall also be the key of the map. The "presenceState" attribute within the PresenceInfo data type shall not be supplied. | PRA                           |
| ipv4Index  | IpIndex                            | C | 0..1 | Information that identifies the IP address allocation method for IPv4 address allocation. (NOTE 3)   |                               |
| ipv6Index  | IpIndex                            | C | 0..1 | Information that identifies the IP address allocation method for IPv6 address allocation. (NOTE 3)   |                               |
| qosFlowUsage   | QosFlowUsage                       | O | 0..1 | Indicates the required usage for default QoS flow.   |                               |
| relCause   | SmPolicyAssociationReleaseCause    | O | 0..1 | The cause for which the PCF requests the termination of the policy association.  | RespBasedSessionRel           |
| suppFeat   | SupportedFeatures                  | C | 0..1 | Indicates the list of negotiated supported features.<br>This parameter shall be supplied by the PCF in the response to the POST request that requested the creation of an individual SM policy resource.                             |                               |
| tsnBridgeManCont   | BridgeManagementContainer          | O | 0..1 | Transports TSN bridge management information   | TimeSensitiveNetworking       |
| tsnPortManContDtt  | PortManagementContainer            | O | 0..1 | Transports TSN port management information for the DS-TT port.   | TimeSensitiveNetworking       |
| tsnPortManContNwttts   | array(PortManagementContainer)     | O | 1..N | Transports TSN port management information for one or more NW-TT ports.  | TimeSensitiveNetworking       |
| NOTE 1: For IPv4v6 PDU session, both the "ipv4Index" attribute and "ipv6Index" attribute may be provisioned by the PCF.  |                                    |   |      |  |                               |
| NOTE 2: This attribute shall not be removed if it was provisioned.   |                                    |   |      |  |                               |
| NOTE 3: This attribute may only be supplied by the PCF in the response to the POST request that requested the creation of an individual SM policy resource.  |                                    |   |      |  |                               |
| NOTE 4: If both the "offline" attribute and the "online" attribute is omitted by the PCF, the default charging method pre-configured at the SMF if available shall be applied to the PDU session. If both offline and online charging methods are pre-configured at the SMF, the SMF shall determine either of them to be applied to the PDU session based on local policy. The "offline" attribute and the "online" attribute shall not be simultaneously present with the same value, i.e., both set to true or both set to false. |                                    |   |      |  |                               |
| NOTE 5: If the "chargingInfo" attribute is not supplied by the PCF, the charging information configured at the SMF shall be applied to the PDU session.  |                                    |   |      |  |                               |

## 5.6.2.5 Type SmPolicyNotification

Table 5.6.2.5-1: Definition of type SmPolicyNotification

| Attribute name   | Data type        | P | Cardinality | Description   | Applicability |
|------------------|------------------|---|-------------|---|---------------|
| resourceUri      | Uri              | M | 1           | The resource URI of the individual SM policy related to the notification. |               |
| smPolicyDecision | SmPolicyDecision | M | 1           | Session management policy (see subclause 5.6.2.4).                        |               |

5.6.2.6 Type PccRule

**Table 5.6.2.6-1: Definition of type PccRule**

| Attribute name  | Data type              | P | Cardinality | Description   | Applicability                  |
|-----------------|------------------------|---|-------------|---|--------------------------------|
| flowInfos       | array(FlowInformation) | C | 1..N        | An array of IP flow packet filter information. (NOTE 3)   |                                |
| appld           | string                 | C | 0..1        | A reference to the application detection filter configured at the UPF. (NOTE 3)   | ADC                            |
| appDescriptor   | ApplicationDescriptor  | C | 0..1        | ATSSS rule application descriptor. It shall be present when the PDU session is a MA PDU session and the SDF template contains an Application Identifier (i.e. when the "appld" attribute is present).   | ATSSS                          |
| contVer         | ContentVersion         | O | 0..1        | Indicates the content version of the PCC rule.  | RuleVersioning                 |
| pccRuleId       | string                 | M | 1           | Univocally identifies the PCC rule within a PDU session.  |                                |
| precedence      | UInteger               | O | 0..1        | Determines the order in which this PCC rule is applied relative to other PCC rules within the same PDU session. It shall be included if the "flowInfos" attribute is included or may be included if the "appld" attribute is included when the PCF initially provisions the PCC rule. (NOTE 2) (NOTE 4)   |                                |
| afSigProtocol   | AfSigProtocol          | O | 0..1        | Indicates the protocol used for signalling between the UE and the AF. The default value "NO_INFORMATION" shall apply, if the attribute is not present and has not been supplied previously.   | ProvAFsignalFlow               |
| appReloc        | boolean                | O | 0..1        | It indicates that the application cannot be relocated once a location of the application is selected by the 5GC when it is included and set to "true". Indication of application relocation possibility. The default value "false" shall apply, if the attribute is not present and has not been supplied previously.   | TSC                            |
| addrPreserInd   | boolean                | O | 0..1        | Indicates whether UE IP address should be preserved. This attribute shall set to "true" if preserved, otherwise, set to "false". The default value "false" shall apply, if the attribute is not present and has not been supplied previously.   | URLLC                          |
| refQosData      | array(string)          | O | 1..N        | A reference to the QoSData policy type decision type. It is the qosId described in subclause 5.6.2.8. (NOTE 1)  |                                |
| refAltQosParams | array(string)          | O | 1..N        | A Reference to the QoS Data policy decision type for the Alternative QoS parameter sets of the service data flow. Only the "qosId" attribute, "5qi" attribute, "maxbrUI" attribute, "maxbrDI" attribute, "gbrUI" attribute and "gbrDI" attribute are applicable within the QoSData data type. This data type represents an ordered list, where the lower the index of the array for a given entry, the higher the priority. | Authorization WithRequired QoS |
| refTcData       | array(string)          | O | 1..N        | A reference to the TrafficControlData policy decision type. It is the tcId described in subclause 5.6.2.10. (NOTE 1)  |                                |



|   |                      |   |      |   |                          |
|---|----------------------|---|------|---|--------------------------|
| refChgData  | array(string)        | O | 1..N | A reference to the ChargingData policy decision type. It is the chgld described in subclause 5.6.2.11. (NOTE 1)   |                          |
| refChgN3gData   | array(string)        | O | 1..N | A reference to the ChargingData policy decision type only applicable to Non-3GPP access. It is the chgld described in subclause 5.6.2.11. (NOTE 1) (NOTE 5)   | ATSSS                    |
| refUmData   | array(string)        | O | 1..N | A reference to UsageMonitoringData policy decision type. It is the umld described in subclause 5.6.2.12. (NOTE 1)   |                          |
| refUmN3gData  | array(string)        | O | 1..N | A reference to UsageMonitoringData policy decision type only applicable to Non-3GPP access. It is the umld described in subclause 5.6.2.12. (NOTE 1) (NOTE 6) | ATSSS                    |
| refCondData   | string               | O | 0..1 | A reference to the condition data. It is the condld described in subclause 5.6.2.9.   |                          |
| refQoSMon   | array(string)        | O | 1..N | A reference to QoSMonitoringData policy decision type. It is the qmld described in subclause 5.6.2.40. (NOTE 1)   | QoSMonitoring            |
| tscailInputUl   | TscailInputContainer | O | 0..1 | Transports TSCAI input parameters for TSC traffic at the ingress interface of the DS-TT/UE (uplink flow direction).   | TimeSensitive Networking |
| tscailInputDl   | TscailInputContainer | O | 0..1 | Transports TSCAI input parameters for TSC traffic at the ingress of the NW-TT (downlink flow direction).  | TimeSensitive Networking |
| <p>NOTE 1: Arrays are only introduced for future compatibility. In this release of the specification the maximum number of elements in the array is 1.</p> <p>NOTE 2: For a PCC rule with the "appld" attribute, the precedence can be preconfigured in SMF or provided in the PCC rule from PCF. The precedence provided by the PCF shall take precedence.</p> <p>NOTE 3: Either the "flowInfos" attribute or "appld" attribute shall be supplied by the PCF when the PCC rule is initially provisioned. If the "appld" attribute is supplied, the PCF shall not modify the application identifier supplied within the "appld" attribute later.</p> <p>NOTE 4: The "precedence" attribute is used to specify the precedence of the PCC rule among all PCC rules associated with the PDU session. It includes an integer value in the range from 0 to 255 (decimal). The higher the value of the "precedence" attribute, the lower the precedence of that PCC rule is. The precedence value range from 70 to 99 (decimal) shall be used for the PCC rules subject to Reflective QoS.</p> <p>NOTE 5: For a MA PDU Session, Charging Data decision referred by the "refChgData" attribute applies to both accesses if there is no "refChgN3gData" attribute included. If there is a "refChgN3gData" attribute included, the Charging Data decision referred by the "refChgN3gData" attribute applies to non-3GPP access and the Charging Data decision referred by the "refChgData" attribute applies to 3GPP access. The value(s) of attribute(s) within the Charging Data decision except the "chgld" attribute referred by the "refChgN3gData" attribute shall be the same as the one(s) within the Charging Data decision referred by the "refChgData" attribute.</p> <p>NOTE 6: For a MA PDU Session, Usage Monitoring Data decision referred by the "refUmData" attribute applies to both accesses if there is no "refUmN3gData" attribute included. If there is a "refUmN3gData" attribute included, the Usage Monitoring Data decision referred by the "refUmN3gData" attribute applies to non-3GPP access and the Usage Monitoring Data decision referred by the "refUmData" attribute applies to 3GPP access.</p> |                      |   |      |   |                          |

## 5.6.2.7 Type SessionRule

Table 5.6.2.7-1: Definition of type SessionRule

| Attribute name  | Data type            | P | Cardinality | Description   | Applicability |
|---|----------------------|---|-------------|---|---------------|
| authSessAmbr  | Ambr                 | O | 0..1        | Authorized Session-AMBR.  |               |
| authDefQos  | AuthorizedDefaultQos | O | 0..1        | Authorized default QoS information.   |               |
| sessRuleId  | string               | M | 1           | Univocally identifies the session rule within a PDU session.  |               |
| refUmData   | string               | O | 0..1        | A reference to UsageMonitoringData policy decision type. It is the umld described in subclause 5.6.2.12.<br>(NOTE)                              |               |
| refCondData   | string               | O | 0..1        | A reference to the condition data. It is the condId described in subclause 5.6.2.9.   |               |
| refUmN3gData  | string               | O | 0..1        | A reference to UsageMonitoringData policy decision type to apply for Non-3GPP access. It is the umld described in subclause 5.6.2.12.<br>(NOTE) | ATSSS         |
| NOTE: For a MA PDU session, if the "refUmN3gData" is omitted, the attribute "refUmData" contains the reference to the UsageMonitoringData policy decision to apply for both, 3GPP and Non-3GPP, accesses. |                      |   |             |   |               |

5.6.2.8 Type QosData

**Table 5.6.2.8-1: Definition of type QosData**

| Attribute name       | Data type            | P | Cardinality | Description  | Applicability    |
|----------------------|----------------------|---|-------------|--|------------------|
| qosId                | string               | M | 1           | Univocally identifies the QoS control policy data within a PDU session.  |                  |
| 5qi                  | 5Qi                  | C | 0..1        | Identifier for the authorized QoS parameters for the service data flow. It shall be included when the QoS data decision is initially provisioned and "defQosFlowIndication" is not included or is included and set to false.                               |                  |
| maxBrUl              | BitRateRm            | O | 0..1        | Indicates the max bandwidth in uplink.   |                  |
| maxBrDl              | BitRateRm            | O | 0..1        | Indicates the max bandwidth in downlink.   |                  |
| gbrUl                | BitRateRm            | O | 0..1        | Indicates the guaranteed bandwidth in uplink.  |                  |
| gbrDl                | BitRateRm            | O | 0..1        | Indicates the guaranteed bandwidth in downlink.  |                  |
| arp                  | Arp                  | C | 1           | Indicates the allocation and retention priority. It shall be included when the QoS data decision is initially provisioned and "defQosFlowIndication" is not included or is included and set to false.  |                  |
| qnc                  | boolean              | O | 0..1        | Indicates whether notifications are requested from 3GPP NG-RAN when the GBR can no longer (or again) be guaranteed for a QoS Flow during the lifetime of the QoS Flow. Default value "FALSE" is used, if not present and has not been supplied previously. |                  |
| reflectiveQos        | boolean              | O | 0..1        | Indicates whether the QoS information is reflective for the corresponding non-GBR service data flow. Default value "FALSE" is used, if not present and has not been supplied previously.   |                  |
| sharingKeyDl         | string               | O | 0..1        | Indicates, by containing the same value, what PCC rules may share resource in downlink direction.  | ResShare         |
| sharingKeyUl         | string               | O | 0..1        | Indicates, by containing the same value, what PCC rules may share resource in uplink direction.  | ResShare         |
| priorityLevel        | 5QiPriorityLevelRm   | O | 0..1        | Indicates a priority in scheduling resources among QoS Flows. (NOTE 1)   |                  |
| averWindow           | AverWindowRm         | O | 0..1        | Represents the duration over which the guaranteed and maximum bitrate shall be calculated. (NOTE 1)  |                  |
| maxDataBurstVol      | MaxDataBurstVolRm    | O | 0..1        | Denotes the largest amount of data that is required to be transferred within a period of 5G-AN PDB. (NOTE 1, NOTE 2)   |                  |
| maxPacketLossRateDl  | PacketLossRateRm     | O | 0..1        | Indicates the downlink maximum rate for lost packets that can be tolerated for the service data flow.  | RAN-Support-Info |
| maxPacketLossRateUl  | PacketLossRateRm     | O | 0..1        | Indicates the uplink maximum rate for lost packets that can be tolerated for the service data flow.  | RAN-Support-Info |
| defQosFlowIndication | boolean              | O | 0..1        | Indicates that the dynamic PCC rule shall always have its binding with the QoS Flow associated with the default QoS rule. Default value "FALSE" is used, if not present and has not been supplied previously.  |                  |
| extMaxDataBurstVol   | ExtMaxDataBurstVolRm | O | 0..1        | Denotes the largest amount of data that is required to be transferred within a period of 5G-AN PDB. (NOTE 1, NOTE 2)   | EMDBV            |

NOTE 1: Applicable only when a value different from the standardized value for this 5QI in table 5.7.4-1 3GPP TS 23.501 [2] is required.

NOTE 2: Either the maxDataBurstVol IE or the extMaxDataBurstVol IE may be present. If the maximum data burst volume value to be transmitted is lower than or equal to 4095 Bytes, the maxDataBurst Vol IE is used. If the EMBDV feature is supported by both the PCF and the SMF, the extMaxDataBurstVol IE is used to transmit maximum data burst volume values higher than 4095 Bytes (see subclause 4.2.2.1).

### 5.6.2.9 Type ConditionData

**Table 5.6.2.9-1: Definition of type ConditionData**

| Attribute name   | Data type  | P | Cardinality | Description   | Applicability           |
|------------------|------------|---|-------------|---|-------------------------|
| condId           | string     | M | 1           | Uniquely identifies the condition data within a PDU session.                    |                         |
| activationTime   | DateTimeRm | O | 0..1        | The time when the decision data shall be activated.                             |                         |
| deactivationTime | DateTimeRm | O | 0..1        | The time when the decision data shall be deactivated.                           |                         |
| accessType       | AccessType | O | 0..1        | The condition of access type of the UE when the session AMBR shall be enforced. | AccessTypeCo<br>ndition |
| ratType          | RatType    | O | 0..1        | The condition of RAT type of the UE when the session AMBR shall be enforced.    | AccessTypeCo<br>ndition |

## 5.6.2.10 Type TrafficControlData

Table 5.6.2.10-1: Definition of type TrafficControlData

| Attribute name   | Data type                  | P | Cardinality | Description  | Applicability       |
|--|----------------------------|---|-------------|--|---------------------|
| tclid  | string                     | M | 1           | Univocally identifies the traffic control policy data within a PDU session.  |                     |
| flowStatus   | FlowStatus                 | O | 0..1        | Enum determining what action to perform on traffic. Possible values are: [enable, disable, enable_uplink, enable_downlink]. The default value "ENABLED" shall apply, if the attribute is not present and has not been supplied previously. |                     |
| redirectInfo   | RedirectInformation        | O | 0..1        | It indicates whether the detected application traffic should be redirected to another controlled address.  | ADC                 |
| addRedirectInfo  | array(RedirectInformation) | O | 1..N        | Additional redirection information. Each element indicates whether the detected application traffic should be redirected to another controlled address.  | ADCmultiRedirection |
| muteNotif  | boolean                    | O | 0..1        | Indicates whether application's start or stop notification is to be muted. The default value "FALSE" shall apply, if the attribute is not present and has not been supplied previously.  | ADC                 |
| trafficSteeringPolIdDI (NOTE)  | string                     | O | 0..1        | Reference to a pre-configured traffic steering policy for downlink traffic at the SMF.   | TSC                 |
| trafficSteeringPolIdUI (NOTE)  | string                     | O | 0..1        | Reference to a pre-configured traffic steering policy for uplink traffic at the SMF.   | TSC                 |
| routeToLocs (NOTE)   | array(RouteToLocation)     | O | 1..N        | A list of location which the traffic shall be routed to for the AF request.  | TSC                 |
| traffCorrelInd   | boolean                    | O | 0..1        | Indication of traffic correlation.   |                     |
| upPathChgEvent   | UpPathChgEvent             | O | 0..1        | Contains the information about the AF subscriptions of the UP path change.   | TSC                 |
| steerFun   | SteeringFunctionality      | O | 0..1        | Indicates the applicable traffic steering functionality.   | ATSSS               |
| steerModeDI  | SteeringMode               | O | 0..1        | Determines the traffic distribution rule across 3GPP and Non-3GPP accesses to apply for downlink traffic.  | ATSSS               |
| steerModeUI  | SteeringMode               | O | 0..1        | Determines the traffic distribution rule across 3GPP and Non-3GPP accesses to apply for uplink traffic.  | ATSSS               |
| mulAccCtrl   | MulticastAccessControl     | O | 0..1        | Indicates whether the service data flow, corresponding to the service data flow template, is allowed or not allowed. The default value "NOT_ALLOWED" applies, if the attribute is not present and has not been supplied previously.        | WWC                 |
| NOTE: Traffic steering policy identifier(s) (i.e. "trafficSteeringPolIdDI" attribute and/or "trafficSteeringPolIdUI" attribute) and N6 traffic routing requirements (i.e. "routeToLocs" attribute) are mutually exclusive. |                            |   |             |  |                     |

5.6.2.11 Type ChargingData

**Table 5.6.2.11-1: Definition of type ChargingData**

| Attribute name       | Data type             | P | Cardinality | Description   | Applicability          |
|----------------------|-----------------------|---|-------------|---|------------------------|
| chgld                | string                | M | 1           | Univocally identifies the charging control policy data within a PDU session.  |                        |
| meteringMethod       | MeteringMethod        | O | 0..1        | Defines what parameters shall be metered for offline charging. If the attribute is not present but it has been supplied previously, the previous information remains valid. If the attribute is not present and it has not been supplied previously or the attribute has been supplied previously but the attribute is set to NULL, the metering method pre-configured at the SMF is applicable as default metering method. |                        |
| offline              | boolean               | O | 0..1        | Indicates the offline charging is applicable to the PCC rule when it is included and set to true. (NOTE 1)  |                        |
| online               | boolean               | O | 0..1        | Indicates the online charging is applicable to the PCC rule when it is included and set to true. (NOTE 1)   |                        |
| sdfHandl             | boolean               | O | 0..1        | Indicates whether the service data flow is allowed to start while the SMF is waiting for the response to the credit request. The default value "FALSE" (blocking) shall apply, if the attribute is not present. (NOTE 2)  |                        |
| ratingGroup          | RatingGroup           | O | 0..1        | The charging key for the PCC rule used for rating purposes.   |                        |
| reportingLevel       | ReportingLevel        | O | 0..1        | Defines on what level the SMF reports the usage for the related PCC rule. If the attribute is not present but it has been supplied previously, the previous information remains valid. If the attribute is not present and it has not been supplied previously or the attribute has been supplied previously but it is set to NULL, the reporting level pre-configured at the SMF is applicable as default reporting level. |                        |
| serviceId            | ServiceId             | O | 0..1        | Indicates the identifier of the service or service component the service data flow in a PCC rule relates to.  |                        |
| sponsorId            | string                | O | 0..1        | Indicates the sponsor identity.   | Sponsored-Connectivity |
| appSvcProvId         | string                | O | 0..1        | Indicates the application service provider identity.  | Sponsored-Connectivity |
| afChargingIdentifier | ChargingId            | O | 0..1        | An identifier, provided from the AF, correlating the measurement for the Charging key/Service identifier values in this PCC rule with application level reports. (NOTE 4)   |                        |
| afChargId            | ApplicationChargingId | O | 0..1        | A character string identifier, provided from the AF, correlating the measurement for the Charging key/Service identifier values in this PCC rule with application level reports. (NOTE 3)   | AF_Charging_Identifier |



|         |  |
|---------|--|
| NOTE 1: | The absence of both the "offline" attribute and "online" attribute or only one attribute is present and set to false within a Charging Data decision instance indicates that the default charging method of the PDU session is applicable to the PCC rule referring to the Charging Data decision. Either "offline" attribute or "online" attribute set to true shall be provisioned initially if there is no default charging method applied to the PDU session. The "offline" attribute and the "online" attribute shall not be simultaneously present with the same value, i.e., both set to true or both set to false. |
| NOTE 2: | The "sdfHandl" attribute shall not be present when the online charging method does not apply for the PCC rule referring to the Charging Data decision (i.e., when the "online" attribute is present and set to false, or is absent and the online default charging method does not apply for the PDU session, or is absent and there is no online default charging method defined).  |
| NOTE 3: | The "afChargId" attribute shall be used instead of the "afChargingIdentifier" attribute when the "AF_Charging_Identifier" feature is supported.  |
| NOTE 4: | The "afChargingIdentifier" attribute shall not be present when the "IMS_Charging_Identifier" feature is supported. When the "AF_Charging_Identifier" feature is not supported it is out of the scope of the specification what the behaviour of the PCF is when the AF provides charging identifier values that are out of ChargingId data type value range.   |

### 5.6.2.12 Type UsageMonitoringData

**Table 5.6.2.12-1: Definition of type UsageMonitoringData**

| Attribute name           | Data type     | P | Cardinality | Description   | Applicability |
|--------------------------|---------------|---|-------------|---|---------------|
| umId                     | string        | M | 1           | Univocally identifies the usage monitoring policy data within a PDU session.  |               |
| volumeThreshold          | VolumeRm      | O | 0..1        | Indicates the total volume threshold.   |               |
| volumeThresholdUplink    | VolumeRm      | O | 0..1        | Indicates a volume threshold in uplink.   |               |
| volumeThresholdDownlink  | VolumeRm      | O | 0..1        | Indicates a volume threshold in downlink.   |               |
| timeThreshold            | DurationSecRm | O | 0..1        | Indicates a time threshold.   |               |
| monitoringTime           | DateTimeRm    | O | 0..1        | Indicates the time at which the UP function is expected to reapply the next thresholds (e.g. nextVolThreshold).   |               |
| nextVolThreshold         | VolumeRm      | C | 0..1        | Indicates a volume threshold after the Monitoring Time.   |               |
| nextVolThresholdUplink   | VolumeRm      | O | 0..1        | Indicates a volume threshold in uplink after the Monitoring Time.   |               |
| nextVolThresholdDownlink | VolumeRm      | O | 0..1        | Indicates a volume threshold in downlink after the Monitoring Time.   |               |
| nextTimeThreshold        | DurationSecRm | C | 0..1        | Indicates a time threshold after the Monitoring.  |               |
| inactivityTime           | DurationSecRm | O | 0..1        | Defines the period of time after which the time measurement shall stop, if no packets are received.   |               |
| exUsagePccRuleIds        | array(string) | C | 1..N        | Contains the PCC rule identifier(s) which corresponding service data flow(s) shall be excluded from PDU Session usage monitoring. It is only included in the UsageMonitoringData instance for session level usage monitoring. |               |

## 5.6.2.13 Type RedirectInformation

Table 5.6.2.13-1: Definition of type RedirectInformation

| Attribute name        | Data type           | P | Cardinality | Description   | Applicability |
|-----------------------|---------------------|---|-------------|---|---------------|
| redirectEnabled       | boolean             | C | 0..1        | This attribute indicates whether the redirect instruction is enable. It shall be included and set to true when the redirect instruction is provisioned initially and may be included subsequently to disable or re-enable the redirect instruction. If the attribute omitted, the previous value shall apply. |               |
| redirectAddressType   | RedirectAddressType | O | 0..1        | Indicates the type of redirect address.   |               |
| redirectServerAddress | string              | O | 0..1        | Indicates the address of the redirect server.   |               |

## 5.6.2.14 Type FlowInformation

Table 5.6.2.14-1: Definition of type FlowInformation

| Attribute name     | Data type          | P | Cardinality | Description   | Applicability |
|--------------------|--------------------|---|-------------|---|---------------|
| flowDescription    | FlowDescription    | O | 0..1        | Contains the packet filters of the IP flow(s).  |               |
| ethFlowDescription | EthFlowDescription | O | 0..1        | Defines a packet filter for an Ethernet flow. If the "fDir" attribute is included, it shall be set to "DOWNLINK". If the "fDir" attribute is never provided, the address information within the "ethFlowDescription" attribute shall be encoded in downlink direction.  |               |
| packFiltId         | string             | O | 0..1        | An identifier of packet filter.   |               |
| packetFilterUsage  | boolean            | O | 0..1        | The packet shall be sent to the UE. The default value "FALSE" shall apply, if the attribute is not present and has not been supplied previously.  |               |
| tosTrafficClass    | string             | O | 0..1        | 2-octet string. The first octet contains the Ipv4 Type-of-Service or the Ipv6 Traffic-Class field and the second octet contains the ToS/Traffic mask field in hexadecimal representation. Each character in the string shall take a value of "0" to "9" or "A" to "F" and shall represent 4 bits. One example is that of a TFT packet filter as defined in 3GPP TS 24.008 [41]. |               |
| spi                | string             | O | 0..1        | 4 octet string, representing the security parameter index of the IPsec packet in hexadecimal representation. Each character in the string shall take a value of "0" to "9" or "A" to "F" and shall represent 4 bits. One example is that of a TFT packet filter as defined in 3GPP TS 24.008 [41].  |               |
| flowLabel          | string             | O | 0..1        | 3-octet string, representing the Ipv6 flow label header field in hexadecimal representation. Each character in the string shall take a value of "0" to "9" or "A" to "F" and shall represent 4 bits. One example is that of a TFT packet filter as defined in 3GPP TS 24.008 [41].  |               |
| flowDirection      | FlowDirectionRm    | O | 0..1        | Indicates the direction/directions that a filter is applicable, downlink only, uplink only or both down- and uplink (bidirectional).  |               |

## 5.6.2.15 Type SmPolicyDeleteData

Table 5.6.2.15-1: Definition of type SmPolicyDeleteData

| Attribute name       | Data type              | P | Cardinality | Description  | Applicability         |
|----------------------|------------------------|---|-------------|--|-----------------------|
| userLocationInfo     | UserLocation           | O | 0..1        | The location of the served UE is camping.  | RAN-NAS-Cause, NetLoc |
| ueTimeZone           | TimeZone               | O | 0..1        | The time zone where the served UE is camping.  | RAN-NAS-Cause, NetLoc |
| userLocationInfoTime | DateTime               | O | 0..1        | Contains the NTP time at which the UE was last known to be in the location.  | RAN-NAS-Cause, NetLoc |
| servingNetwork       | PlmnlidNid             | O | 0..1        | The serving network where the served UE is camping. For an SNPN the NID together with the PLMN ID identifies the SNPN. | RAN-NAS-Cause, NetLoc |
| ranNasRelCauses      | array(RanNasRelCause)  | O | 1..N        | indicates the RAN or NAS release cause code information.   | RAN-NAS-Cause         |
| accuUsageReports     | array(AccuUsageReport) | O | 1..N        | Contains the usage report.   | UMC                   |
| pduSessRelCause      | PduSessionRelCause     | O | 0..1        | Indicates PDU session release cause.   | PDUSessionRelCause    |

## 5.6.2.16 Type QosCharacteristics

Table 5.6.2.16-1: Definition of type QosCharacteristics

| Attribute name     | Data type   | P | Cardinality | Description  | Applicability |
|--------------------|---|---|-------------|--|---------------|
| 5qi                | 5Qi   | M | 1           | Identifier for the authorized QoS parameters for the service data flow. Applies to PCC rule and PDU session level.   |               |
| resourceType       | QosResourceType   | M | 1           | Indicates whether the resource type is GBR, delay critical GBR, or non-GBR.  |               |
| priorityLevel      | 5QiPriorityLevel  | M | 1           | Unsigned integer indicating the 5QI Priority Level, within a range of 1 to 127.  |               |
| packetDelayBudget  | PacketDelBudget   | M | 1           | Unsigned integer indicates the packet delay budget. Packet Delay Budget expressed in milliseconds.   |               |
| packetErrorRate    | PacketErrRate   | M | 1           | String indicating the packet error rate.<br>Examples:<br>Packer Error Rate $4 \times 10^{-6}$ shall be encoded as "4E-6".<br>Packer Error Rate $10^{-2}$ shall be encoded as "1E-2". |               |
| averagingWindow    | AverWindow  | C | 0..1        | Indicates the averaging window. This IE shall be present only for a GBR QoS flow or a Delay Critical GBR QoS flow.   |               |
| maxDataBurstVol    | MaxDataBurstVol   | C | 0..1        | Unsigned Integer. Indicates the maximum data burst volume.<br>(NOTE)   |               |
| extMaxDataBurstVol | ExtMaxDataBurstVol  | C | 0..1        | Unsigned Integer. Indicates the maximum data burst volume.<br>(NOTE)   | EMDBV         |
| NOTE:              | Either the maxDataBurstVol IE or the extMaxDataBurstVol IE may be present for a Delay Critical GBR QoS flow. If the maximum data burst volume value to be transmitted is lower than or equal to 4095 Bytes, the maxDataBurstVol IE is used. If the EMDBV feature is supported by both the PCF and the SMF, the extMaxDataBurstVol IE is used to transmit maximum data burst volume values higher than 4095 Bytes (see subclause 4.2.2.1). |   |             |  |               |

## 5.6.2.17 Type ChargingInformation

Table 5.6.2.17-1: Definition of type ChargingInformation

| Attribute name  | Data type    | P | Cardinality | Description  | Applicability |
|---|--------------|---|-------------|--|---------------|
| primaryChfAddress   | Uri          | M | 1           | URI, which corresponds to the {apiRoot} in the form of an FQDN, of the primary CHF instance.                                   |               |
| secondaryChfAddress   | Uri          | M | 1           | URI, which corresponds to the {apiRoot} in the form of an FQDN, of the secondary CHF instance.                                 |               |
| primaryChfSetId   | NfSetId      | C | 0..1        | The CHF set Id of the primary CHF instance may complement the primary CHF address and shall be present, if available.          |               |
| primaryChfInstanceId  | NfInstanceId | C | 0..1        | The CHF instance Id of the primary CHF instance may complement the primary CHF address and shall be present, if available.     |               |
| secondaryChfSetId   | NfSetId      | C | 0..1        | The CHF set Id of the secondary CHF instance may complement the secondary CHF address and shall be present, if available.      |               |
| secondaryChfInstanceId  | NfInstanceId | C | 0..1        | The CHF instance Id of the secondary CHF instance may complement the secondary CHF address and shall be present, if available. |               |
| NOTE: Based on the {apiRoot} of the CHF instance, the consumer can derive the Nfinstance via NRF lookup. It is up to the consumer to determine which service to invoke from the CHF. The {apiRoot} shall apply to all CHF services. |              |   |             |  |               |

## 5.6.2.18 Type AccuUsageReport

Table 5.6.2.18-1: Definition of type AccuUsageReport

| Attribute name       | Data type   | P | Cardinality | Description  | Applicability |
|----------------------|-------------|---|-------------|--|---------------|
| refUmlDs             | string      | M | 1           | An id referencing UsageMonitoringData objects associated with this usage report. |               |
| volUsage             | Volume      | O | 0..1        | Indicates a total accumulated volume usage.                                      |               |
| volUsageUplink       | Volume      | O | 0..1        | Indicates an accumulated volume usage in uplink.                                 |               |
| volUsageDownlink     | Volume      | O | 0..1        | Indicates an accumulated volume usage in downlink.                               |               |
| timeUsage            | DurationSec | O | 0..1        | Indicates an accumulated time usage.   |               |
| nextVolUsage         | Volume      | C | 0..1        | Indicates an accumulated volume usage after the Monitoring Time.                 |               |
| nextVolUsageUplink   | Volume      | O | 0..1        | Indicates an accumulated volume usage in uplink after the Monitoring Time.       |               |
| nextVolUsageDownlink | Volume      | O | 0..1        | Indicates an accumulated volume usage in downlink after the Monitoring Time.     |               |
| nextTimeUsage        | DurationSec | C | 0..1        | Indicates an accumulated time usage after the Monitoring.                        |               |

5.6.2.19 Type SmPolicyUpdateContextData

**Table 5.6.2.19-1: Definition of type SmPolicyUpdateContextData**

| Attribute name           | Data type                          | P | Cardinality | Description   | Applicability            |
|--------------------------|------------------------------------|---|-------------|---|--------------------------|
| repPolicyCtrlReqTriggers | array(PolicyControlRequestTrigger) | C | 1..N        | The policy control request triggers which are met. It is omitted if no triggers are met such as in subclauses 4.2.4.7 and 4.2.4.15. |                          |
| accNetChlds              | array(AccNetChild)                 | O | 1..N        | Indicates the access network charging identifier for the PCC rule(s) or whole PDU session.  |                          |
| accessType               | AccessType                         | O | 0..1        | The Access Type where the served UE is camping.   |                          |
| ratType                  | RatType                            | O | 0..1        | The RAT Type where the served UE is camping.  |                          |
| addAccessInfo            | AdditionalAccessInfo               | O | 0..1        | Indicates the combination of added Access Type and RAT Type for MA PDU session.   | ATSSS                    |
| relAccessInfo            | AdditionalAccessInfo               | O | 0..1        | Indicates the combination of released Access Type and RAT Type for MA PDU session.  | ATSSS                    |
| servingNetwork           | PlmnIdNid                          | O | 0..1        | The serving network where the served UE is camping. For an SNPN the NID together with the PLMN ID identifies the SNPN.              |                          |
| userLocationInfo         | UserLocation                       | O | 0..1        | The location of the served UE is camping.   |                          |
| ueTimeZone               | TimeZone                           | O | 0..1        | The time zone where the served UE is camping.   |                          |
| ipv4Address              | Ipv4Addr                           | O | 0..1        | The IPv4 Address of the served UE.  |                          |
| ipDomain                 | string                             | O | 0..1        | IPv4 address domain identifier. (NOTE 2)  |                          |
| relIpv4Address           | Ipv4Addr                           | O | 0..1        | Indicates the released IPv4 Address of the served UE.   |                          |
| ipv6AddressPrefix        | Ipv6Prefix                         | O | 0..1        | The Ipv6 Address Prefix of the served UE.   |                          |
| relIpv6AddressPrefix     | Ipv6Prefix                         | O | 0..1        | Indicates the released IPv6 Address Prefix of the served UE in multi-homing case.   |                          |
| relUeMac                 | MacAddr48                          | O | 0..1        | Indicates the released MAC Address of the served UE.  |                          |
| ueMac                    | MacAddr48                          | O | 0..1        | The MAC Address of the served UE.   |                          |
| subsSessAmbr             | Ambr                               | O | 0..1        | UDM subscribed or DN-AAA authorized Session-AMBR.   |                          |
| authProfIndex            | string                             | O | 0..1        | DN-AAA authorization profile index.   | DN-Authorization         |
| subsDefQos               | SubscribedDefaultQos               | O | 0..1        | Subscribed Default QoS Information.   |                          |
| numOfPackFilter          | integer                            | O | 0..1        | Contains the number of supported packet filter for signalled QoS rules. (NOTE 1)  |                          |
| accuUsageReports         | array(AccuUsageReport)             | O | 1..N        | Accumulate usage report.  |                          |
| 3gppPsDataOffStatus      | boolean                            | O | 0..1        | If it is included and set to true, the 3GPP PS Data Off is activated by the UE.   |                          |
| appDetectionInfos        | array(AppDetectionInfo)            | O | 1..N        | Reports the start/stop of the application traffic and detected SDF descriptions if applicable.                                      | ADC                      |
| ruleReports              | array(RuleReport)                  | O | 1..N        | Used to report the PCC rule failure.  |                          |
| sessRuleReports          | array(SessionRuleReport)           | O | 1..N        | Used to report the session rule failure.  | SessionRuleErrorHandling |
| qncReports               | array(QosNotificationControlInfo)  | O | 1..N        | QoS Notification Control information.   |                          |
| qosMonReports            | array(QosMonitoringReport)         | O | 1..N        | QoS Monitoring reporting information.   | QosMonitoring            |
| userLocationInfoTime     | DateTime                           | O | 0..1        | Contains the NTP time at which the UE was last known to be in the location.   |                          |

|   |                                  |   |      |   |                             |
|---|----------------------------------|---|------|---|-----------------------------|
| repPraiInfos  | map(PresenceInfo)                | O | 1..N | Reports the changes of presence reporting area. The "prald" attribute within the PresenceInfo data type shall also be the key of the map. The "presenceState" attribute within the PresenceInfo data type shall be supplied.                          | PRA                         |
| ueInitResReq  | UeInitiatedResourceRequest       | O | 0..1 | Indicates a UE requests specific QoS handling for selected SDF.   |                             |
| refQosIndication  | boolean                          | O | 0..1 | If it is included and set to true, the reflective QoS is supported by the UE. If it is included and set to false, the reflective QoS is revoked by the UE.  |                             |
| qosFlowUsage  | QosFlowUsage                     | O | 0..1 | Indicates the required usage for default QoS flow.  |                             |
| creditManageStatus  | CreditManagementStatus           | O | 0..1 | Indicates the reason of the credit management session failure.  |                             |
| servNfId  | ServingNfIdentity                | O | 0..1 | Contains the serving network function identity.   |                             |
| traceReq  | TraceData                        | C | 0..1 | It shall be included if trace is required to be activated, modified or deactivated (see 3GPP TS 32.422 [24]). For trace modification, it shall contain a complete replacement of trace data. For trace deactivation, it shall contain the Null value. |                             |
| addIpv6AddrPrefixes   | array(Ipv6Prefix)                | O | 1..N | The Ipv6 Address Prefixes of the served UE.   | MultIpv6AddrPrefix          |
| addRelIpv6AddrPrefixes  | array(Ipv6Prefix)                | O | 1..N | Indicates the released IPv6 Address Prefixes of the served UE in multi-homing case.   | MultIpv6AddrPrefix          |
| tsnBridgeInfo   | TsnBridgeInfo                    | O | 0..1 | Transports TSN bridge information.  | TimeSensitiveNetworking     |
| tsnBridgeManCont  | BridgeManagementContainer        | O | 0..1 | Transports TSN bridge management information.   | TimeSensitiveNetworking     |
| tsnPortManContDdst  | PortManagementContainer          | O | 0..1 | Transports TSN port management information for the DS-TT port.  | TimeSensitiveNetworking     |
| tsnPortManContNwtt  | array(PortManagementContainer)   | O | 1..N | Transports TSN port management information for one or more NW-TT ports.   | TimeSensitiveNetworking     |
| maPduInd  | MaPduIndication                  | O | 0..1 | Contains the MA PDU session indication, i.e., MA PDU Request or MA PDU Network-Upgrade Allowed. (NOTE 1)  | ATSSS                       |
| atsssCapab  | AtsssCapability                  | O | 0..1 | Contains the ATSSS capability supported for the MA PDU session. (NOTE 1)  | ATSSS                       |
| mulAddrInfos  | array(IpMulticastAddressInfo)    | O | 1..N | Contains the IP multicast address information.  | WWC                         |
| policyDecFailureReports   | array(PolicyDecisionFailureCode) | O | 1..N | Indicates the type(s) of the failed policy decision and/or condition data.  | PolicyDecisionErrorHandling |
| trafficDescriptor   | DddTrafficDescriptor             | O | 0..1 | Contains the traffic descriptor   | DDNEventPolicyControl       |
| NOTE 1: This attribute is only applicable to the 5GS and EPC/E-UTRAN interworking scenario as defined in Annex B.   |                                  |   |      |   |                             |
| NOTE 2: The value provided in this attribute is implementation specific. The only constraint is that the SMF shall supply a different identifier for each overlapping address domain (e.g. the SMF NF instance identifier). |                                  |   |      |   |                             |



## 5.6.2.20 Type UpPathChgEvent

Table 5.6.2.20-1: Definition of type UpPathChgEvent

| Attribute name  | Data type      | P | Cardinality | Description  | Applicability |
|-----------------|----------------|---|-------------|--|---------------|
| notificationUri | Uri            | M | 1           | Notification address of AF receiving the event notification.   | TSC           |
| notifCorrelId   | string         | M | 1           | It is used to set the value of Notification Correlation ID in the notification sent by the SMF.  | TSC           |
| dnaiChgType     | DnaiChangeType | M | 1           | Indicates the type of DNAI change.   | TSC           |
| afAckInd        | boolean        | O | 0..1        | Identifies whether the AF acknowledgement of UP path event notification is expected.<br>Set to "true" if the AF acknowledge is expected; otherwise set to "false".<br>Default value is "false" if omitted. | URLLC         |

## 5.6.2.21 Type TerminationNotification

Table 5.6.2.21-1: Definition of type TerminationNotification

| Attribute name | Data type                       | P | Cardinality | Description   | Applicability |
|----------------|---------------------------------|---|-------------|---|---------------|
| resourceUri    | Uri                             | M | 1           | The resource URI of the individual SM policy related to the notification. |               |
| cause          | SmPolicyAssociationReleaseCause | M | 1           | The cause why the PCF requests the termination of the policy association. |               |

## 5.6.2.22 Type AppDetectionInfo

Table 5.6.2.22-1: Definition of type AppDetectionInfo

| Attribute name  | Data type              | P | Cardinality | Description   | Applicability |
|-----------------|------------------------|---|-------------|---|---------------|
| appld           | string                 | M | 1           | A reference to the application detection filter configured at the UPF.  |               |
| instanceId      | string                 | O | 1           | Identifier dynamically assigned by the SMF in order to allow correlation of application Start and Stop events to the specific service data flow description, if service data flow descriptions are deducible. |               |
| sdfDescriptions | array(FlowInformation) | O | 1..N        | Contains the detected service data flow descriptions if they are deducible.   |               |

## 5.6.2.23 Type AccNetChld

Table 5.6.2.23-1: Definition of type AccNetChld

| Attribute name  | Data type     | P | Cardinality | Description   | Applicability |
|-----------------|---------------|---|-------------|---|---------------|
| accNetChldValue | ChargingId    | M | 1           | Contains a charging identifier.   |               |
| refPccRuleIds   | array(string) | O | 1..N        | Contains the identifier of the PCC rule(s) associated to the provided Access Network Charging Identifier.               |               |
| sessionChScope  | boolean       | O | 0..1        | When it is included and set to true, indicates the Access Network Charging Identifier applies to the whole PDU Session. |               |

## 5.6.2.24 Type RequestedRuleData

Table 5.6.2.24-1: Definition of type RequestedRuleData

| Attribute name | Data type                    | P | Cardinality | Description   | Applicability |
|----------------|------------------------------|---|-------------|---|---------------|
| refPccRuleIds  | array(string)                | M | 1..N        | An array of PCC rule id references to the PCC rules associated with the control data.   |               |
| reqData        | array(RequestedRuleDataType) | M | 1..N        | Array of requested rule data type elements indicating what type of rule data is requested for the corresponding referenced PCC rules. |               |

## 5.6.2.25 Type RequestedUsageData

Table 5.6.2.25-1: Definition of type RequestedUsageData

| Attribute name | Data type     | P | Cardinality | Description   | Applicability |
|----------------|---------------|---|-------------|---|---------------|
| refUmlDs       | array(string) | C | 1..N        | An array of usage monitoring data id references to the usage monitoring data instances for which the PCF is requesting a usage report. This attribute shall only be provided when allUmlDs is not set to true.  |               |
| allUmlDs       | boolean       | C | 0..1        | This boolean indicates whether requested usage data applies to all usage monitoring data instances. When it's not included, it means requested usage data shall only apply to the usage monitoring data instances referenced by the refUmlDs attribute. |               |

## 5.6.2.26 Type UeCampingRep

Table 5.6.2.26-1: Definition of type UeCampingRep

| Attribute name          | Data type                        | P | Cardinality | Description  | Applicability               |
|-------------------------|----------------------------------|---|-------------|--|-----------------------------|
| accessType              | AccessType                       | O | 0..1        | The Access Type where the served UE is camping.  |                             |
| ratType                 | RatType                          | O | 0..1        | The RAT Type where the served UE is camping.   |                             |
| servNfId                | ServingNfIdentity                | O | 0..1        | Contains the serving network function identity.  |                             |
| servingNetwork          | PlmnIdNid                        | O | 0..1        | The serving network where the served UE is camping. For an SNPN the NID together with the PLMN ID identifies the SNPN. |                             |
| userLocationInfo        | UserLocation                     | O | 0..1        | The location of the served UE is camping.  |                             |
| ueTimeZone              | TimeZone                         | O | 0..1        | The time zone where the served UE is camping.  |                             |
| netLocAccSupp           | NetLocAccessSupport              | O | 0..1        | Indicates the access network does not support the report of the requested access network information.                  | NetLoc                      |
| policyDecFailureReports | array(PolicyDecisionFailureCode) | O | 1..N        | Used to report the failure of the policy decision and/or condition data.   | PolicyDecisionErrorHandling |

## 5.6.2.27 Type RuleReport

Table 5.6.2.27-1: Definition of type RuleReport

| Attribute name  | Data type             | P | Cardinality | Description   | Applicability  |
|-----------------|-----------------------|---|-------------|---|----------------|
| pccRuleIds      | array(string)         | M | 1..N        | Contains the identifier of the affected PCC rule(s).  |                |
| ruleStatus      | RuleStatus            | M | 1           | Indicates the status of the PCC rule(s).  |                |
| contVers        | array(ContentVersion) | C | 1..N        | Indicates the version of the PCC rule. If rule versioning feature is supported, the content version shall be included if it was included when the corresponding PCC rule was installed or modified. | RuleVersioning |
| failureCode     | FailureCode           | C | 0..1        | Indicates the reason that the PCC Rule is being reported. It shall be included when the SMF reports the enforcement failure of the PCC rule(s).   |                |
| finUnitAct      | FinalUnitAction       | O | 0..1        | Contains the related filter parameters and redirect address parameters (if available), when the user's account cannot cover the service cost.   |                |
| ranNasRelCauses | array(RanNasRelCause) | O | 1..N        | Indicates the RAN or NAS release cause code information.  | RAN-NAS-Cause  |

## 5.6.2.28 Type RanNasRelCause

Table 5.6.2.28-1: Definition of type RanNasRelCause

| Attribute name | Data type | P | Cardinality | Description                                 | Applicability |
|----------------|-----------|---|-------------|---|---------------|
| ngApCause      | NgApCause | O | 0..1        | Indicates the cause value of NGAP protocol. | RAN-NAS-Cause |
| 5gMmCause      | 5GMmCause | O | 0..1        | Indicates the cause value of 5GMM protocol. | RAN-NAS-Cause |
| 5gSmCause      | 5GSmCause | O | 0..1        | Indicates the cause value of 5GSM protocol. | RAN-NAS-Cause |

## 5.6.2.29 Type UeInitiatedResourceRequest

Table 5.6.2.29-1: Definition of type UeInitiatedResourceRequest

| Attribute name | Data type               | P | Cardinality | Description  | Applicability |
|----------------|-------------------------|---|-------------|--|---------------|
| pccRuleId      | string                  | C | 1           | Indicates a PCC rule corresponding to a QoS rule which is requested to be modified or deleted by the UE. |               |
| ruleOp         | RuleOperation           | M | 1           | Indicates an operation for the PCC rule.   |               |
| packFiltInfo   | array(PacketFilterInfo) | M | 1..N        | Contains the information from a single packet filter sent from the SMF to the PCF.                       |               |
| precedence     | integer                 | O | 0..1        | The requested order for the PCC rule generated from the QoS rule requested by the UE.                    |               |
| reqQos         | RequestedQos            | O | 0..1        | Contains the QoS information requested by the UE.  |               |

## 5.6.2.30 Type PacketFilterInfo

Table 5.6.2.30-1: Definition of type PacketFilterInfo

| Attribute name  | Data type           | P | Cardinality | Description   | Applicability |
|-----------------|---------------------|---|-------------|---|---------------|
| packFiltId      | string              | O | 0..1        | An identifier of packet filter. For PCC rules created as a result of UE-initiated resource modification, the packet filter identifier is assigned by the PCF and is unique per UE and PCF instance.   |               |
| packFiltCont    | PacketFilterContent | O | 0..1        | Contains the content of the packet filter as requested by the UE and required by the PCF to create the PCC rules.   |               |
| tosTrafficClass | string              | O | 0..1        | 2-octet string. The first octet contains the Ipv4 Type-of-Service or the Ipv6 Traffic-Class field and the second octet contains the ToS/Traffic mask field in hexadecimal representation. Each character in the string shall take a value of "0" to "9" or "A" to "F" and shall represent 4 bits. One example is that of a TFT packet filter as defined in 3GPP TS 24.008 [41]. |               |
| spi             | string              | O | 0..1        | 4 octet string, representing the security parameter index of the IPSec packet in hexadecimal representation. Each character in the string shall take a value of "0" to "9" or "A" to "F" and shall represent 4 bits. One example is that of a TFT packet filter as defined in 3GPP TS 24.008 [41].  |               |
| flowLabel       | string              | O | 0..1        | 3-octet string, representing the Ipv6 flow label header field in hexadecimal representation. Each character in the string shall take a value of "0" to "9" or "A" to "F" and shall represent 4 bits. One example is that of a TFT packet filter as defined in 3GPP TS 24.008 [41].  |               |
| flowDirection   | FlowDirection       | O | 0..1        | Indicates the direction/directions that a filter is applicable, downlink only, uplink only or both down- and uplink (bidirectional).  |               |

## 5.6.2.31 Type RequestedQos

Table 5.6.2.31-1: Definition of type RequestedQos

| Attribute name | Data type | P | Cardinality | Description   | Applicability |
|----------------|-----------|---|-------------|---|---------------|
| 5qi            | 5Qi       | M | 1           | Identifier for the authorized QoS parameters for the service data flow. |               |
| gbrUl          | BitRate   | O | 0..1        | Indicates the guaranteed bandwidth in uplink requested by the UE.       |               |
| gbrDl          | BitRate   | O | 0..1        | Indicates the max guaranteed in downlink requested by the UE.           |               |

## 5.6.2.32 Type QosNotificationControllInfo

Table 5.6.2.32-1: Definition of type QosNotificationControllInfo

| Attribute name | Data type             | P | Cardinality | Description   | Applicability                |
|----------------|-----------------------|---|-------------|---|------------------------------|
| refPccRuleIds  | array(string)         | M | 1..N        | An array of PCC rule id references to the PCC rules associated with the QosNotificationControllInfo.  |                              |
| notifType      | QosNotifType          | M | 1           | Indicates whether the GBR targets for the indicated SDFs are "NOT_GUARANTEED" or "GUARANTEED" again.  |                              |
| contVers       | array(ContentVersion) | C | 1..N        | Indicates the version of the PCC rule. If rule versioning feature is supported, the content version shall be included if it was included when the corresponding PCC rule was installed or modified. | RuleVersioning               |
| altQosParamId  | string                | O | 0..1        | Indicates the alternative QoS parameter set the NG-RAN can guarantee.   | AuthorizationWithRequiredQoS |

## 5.6.2.33 Type PartialSuccessReport

Table 5.6.2.33-1: Definition of type PartialSuccessReport

| Attribute name          | Data type                        | P | Cardinality | Description  | Applicability               |
|-------------------------|----------------------------------|---|-------------|--|-----------------------------|
| failureCause            | FailureCause                     | M | 1           | Application error cause specific to this report.   |                             |
| ruleReports             | array(RuleReport)                | C | 1..N        | Information about the PCC rules provisioned by the PCF not successfully installed/activated.             |                             |
| sessRuleReports         | array(SessionRuleReport)         | O | 1..N        | Information about the session rules provisioned by the PCF not successfully installed.                   | SessionRuleErrorHandling    |
| ueCampingRep            | UeCampingRep                     | O | 0..1        | Includes the current applicable values corresponding to the provisioned policy control request triggers. |                             |
| policyDecFailureReports | array(PolicyDecisionFailureCode) | O | 1..N        | Used to report the failure of the policy decision and/or condition data.                                 | PolicyDecisionErrorHandling |

NOTE: The "ruleReports" shall be included if the SessionRuleErrorHandling feature is not supported.

## 5.6.2.34 Type AuthorizedDefaultQos

Table 5.6.2.34-1: Definition of type AuthorizedDefaultQos

| Attribute name     | Data type            | P | Cardinality | Description   | Applicability |
|--------------------|----------------------|---|-------------|---|---------------|
| 5qi                | 5Qi                  | C | 0..1        | 5G QoS Identifier. It shall be included when the Authorized Default QoS is initially provisioned.   |               |
| arp                | Arp                  | C | 0..1        | Indicates the allocation and retention priority. It shall be included when the Authorized Default QoS is initially provisioned.   |               |
| priorityLevel      | 5QiPriorityLevelRm   | O | 0..1        | Unsigned integer indicating the 5QI Priority Level, within a range of 1 to 127.   |               |
| averWindow         | AverWindowRm         | O | 0..1        | Indicates the averaging window. This IE can be present only for GBR QoS flow or a Delay Critical GBR QoS flow.  |               |
| maxDataBurstVol    | MaxDataBurstVolRm    | O | 0..1        | Unsigned integer indicating the maximum data burst volume. (NOTE 2)   |               |
| gbrUL              | BitRateRm            | O | 0..1        | Indicates the guaranteed bandwidth in uplink. (NOTE 1)  |               |
| gbrDL              | BitRateRm            | O | 0..1        | Indicates the guaranteed bandwidth in downlink. (NOTE 1)  |               |
| maxbrUL            | BitRateRm            | O | 0..1        | Indicates the max bandwidth in uplink. (NOTE 1)   |               |
| maxbrDL            | BitRateRm            | O | 0..1        | Indicates the max bandwidth in downlink. (NOTE 1)   |               |
| qnc                | boolean              | O | 0..1        | Indicates whether notifications are requested from 3GPP NG-RAN when the GBR can no longer (or again) be guaranteed for a QoS Flow during the lifetime of the QoS Flow. Default value "FALSE" is used, if not present and has not been supplied previously. (NOTE 1) |               |
| extMaxDataBurstVol | ExtMaxDataBurstVolRm | O | 0..1        | Unsigned integer indicating the maximum data burst volume. (NOTE 2)   | EMDBV         |

NOTE 1: This attribute is only applicable to GBR type or delay critical GBR type 5QI.

NOTE 2: Either the maxDataBurstVol IE or the extMaxDataBurstVol IE may be present for a Delay Critical GBR QoS flow. If the maximum data burst volume value to be transmitted is lower than or equal to 4095 Bytes, the maxDataBurstVol IE is used. If the EMDBV feature is supported by both the PCF and the SMF, the extMaxDataBurstVol IE is used to transmit maximum data burst volume values higher than 4095 Bytes (see subclause 4.2.2.1).

## 5.6.2.35 Type AccNetChargingAddress

Table 5.6.2.35-1: Definition of type AccNetChargingAddress

| Attribute name  | Data type | P | Cardinality | Description  | Applicability |
|-----------------|-----------|---|-------------|--|---------------|
| anChargIpv4Addr | Ipv4Addr  | O | 0..1        | Includes the IPv4 address of network entity within the access network performing charging. |               |
| anChargIpv6Addr | Ipv6Addr  | O | 0..1        | Includes the IPv6 address of network entity within the access network performing charging. |               |

NOTE: At least one address of the access network entity (the IPv4 address or the IPv6 address or both if both addresses are available) shall be included.

## 5.6.2.36 Type ErrorResponse

Table 5.6.2.36-1: Definition of type ErrorResponse

| Attribute name  | Data type                | P | Cardinality | Description   | Applicability            |
|-----------------|--------------------------|---|-------------|---|--------------------------|
| error           | ProblemDetails           | M | 1           | More information on the error shall be provided in the "cause" attribute of the "ProblemDetails" structure. |                          |
| ruleReports     | array(RuleReport)        | O | 1..N        | Used to report the PCC rule failure.  |                          |
| sessRuleReports | array(SessionRuleReport) | O | 1..N        | Used to report the session rule failure.  | SessionRuleErrorHandling |

## 5.6.2.37 Type SessionRuleReport

Table 5.6.2.37-1: Definition of type SessionRuleReport

| Attribute name      | Data type              | P | Cardinality | Description  | Applicability |
|---------------------|------------------------|---|-------------|--|---------------|
| ruleIds             | array(string)          | M | 1..N        | Contains the identifier of the affected session rule(s).   |               |
| ruleStatus          | RuleStatus             | M | 1           | Indicates the status of the session rule(s).   |               |
| sessRuleFailureCode | SessionRuleFailureCode | C | 0..1        | Indicates the reason that the session rule(s) is being reported. It shall be included when the SMF reports the enforcement failure of the session rule(s). |               |

## 5.6.2.38 Type ServingNfIdentity

Table 5.6.2.38-1: Definition of type ServingNfIdentity

| Attribute name  | Data type    | P | Cardinality | Description   | Applicability |
|---|--------------|---|-------------|---|---------------|
| servNfInstId  | NfInstanceId | O | 0..1        | Network Function Instance Identifier of the 5G serving CN node. It represents the AMF.                |               |
| guami   | Guami        | O | 0..1        | Globally Unique AMF Identifier.   |               |
| anGwAddr  | AnGwAddress  | O | 0..1        | Contains the access network control gateway address. It represents the S-GW or ePDG address. (NOTE 2) |               |
| NOTE 1: At least one of the "servNfInstId", "guami", or "anGwAddr" attributes shall be present.   |              |   |             |   |               |
| NOTE 2: "anGwAddr" attribute is only applicable to the 5GS and EPC (E-UTRAN and non-3GPP access) interworking scenario as defined in Annex B. |              |   |             |   |               |

## 5.6.2.39 Type SteeringMode

Table 5.6.2.39-1: Definition of type SteeringMode

| Attribute name | Data type      | P | Cardinality | Description  | Applicability |
|----------------|----------------|---|-------------|--|---------------|
| steerModeValue | SteerModeValue | M | 1           | Indicates the value of the steering mode.  | ATSSS         |
| active         | AccessType     | C | 0..1        | Indicates the Active access. It shall be included when the "steerModeValue" attribute is set to "ACTIVE_STANDBY".  | ATSSS         |
| standby        | AccessTypeRm   | O | 0..1        | Indicates the Standby access. It may be included when the "steerModeValue" attribute is set to "ACTIVE_STANDBY".   | ATSSS         |
| 3gLoad         | UInteger       | C | 0..1        | Indicates the traffic load to steer to the 3GPP Access expressed in one percent.<br>It shall be set to 0, 10, 20, 30, 40, 50, 60, 70, 80, 90 or 100.<br>It shall be included when the "steerModeValue" attribute is set to "LOAD_BALANCING". | ATSSS         |
| prioAcc        | AccessType     | C | 0..1        | Indicates the high priority access.<br>It shall be included when the "steerModeValue" attribute is set to "PRIORITY_BASED".  | ATSSS         |



## 5.6.2.40 Type QosMonitoringData

Table 5.6.2.40-1: Definition of type QosMonitoringData

| Attribute name   | Data type                              | P | Cardinality | Description  | Applicability |
|--|--|---|-------------|--|---------------|
| qmld   | string                                 | M | 1           | Univocally identifies the QoS monitoring policy data within a PDU session.   |               |
| reqQosMonParams  | array(RequestedQosMonitoringParameter) | M | 1..N        | Indicates the UL packet delay, DL packet delay and/or round trip packet delay between the UE and the UPF is to be monitored when the QoS Monitoring for URLLC is enabled for the service data flow. (NOTE)   |               |
| repFreqs   | array(Reporting Frequency)             | M | 1..N        | indicates the frequency for the reporting, such as event triggered, periodic, when the PDU Session is released, and/or any combination.  |               |
| repThreshDL  | integer                                | O | 0..1        | Unsigned integer identifying a threshold in units of milliseconds for DL packet delay. Only applicable when the "reqQosMonParams" attribute includes the "DOWNLINK" value and the "repFreqs" attribute includes the value "EVENT_TRIGGERED".           |               |
| repThreshUL  | integer                                | O | 0..1        | Unsigned integer identifying a threshold in units of milliseconds for UL packet delay. Only applicable when the "reqQosMonParams" attribute includes the "UPLINK" value and the "repFreqs" attribute includes the value "EVENT_TRIGGERED".             |               |
| repThreshRp  | integer                                | O | 0..1        | Unsigned integer identifying a threshold in units of milliseconds for round trip packet delay. Only applicable when the "reqQosMonParams" attribute includes the "ROUND_TRIP" value and the "repFreqs" attribute includes the value "EVENT_TRIGGERED". |               |
| waitTime   | DurationSecRm                          | O | 0..1        | Indicates the minimum waiting time between subsequent reports. Only applicable when the "repFreqs" attribute includes the value "EVENT_TRIGGERED".   |               |
| repPeriod  | DurationSecRm                          | O | 0..1        | Indicates the reporting period. Only applicable when the "repFreqs" attribute includes the value "PERIODIC".   |               |
| notifUri   | Uri                                    | O | 0..1        | Notification address of AF receiving the event notification. It shall be included if the PCF determines that the notification shall be sent to the AF directly from the SMF.   |               |
| notifCorreld   | string                                 | O | 0..1        | It is used to set the value of Notification Correlation ID in the notification sent by the SMF. It may be included if the PCF determines that the notification shall be sent to the AF directly from the SMF.  |               |
| NOTE: In this release of the specification the maximum number of elements in the array is 3. |  |   |             |  |               |

## 5.6.2.41 Type TsnBridgeInfo

Table 5.6.2.41-1: Definition of type TsnBridgeInfo

| Attribute name | Data type             | P | Cardinality | Description  | Applicability |
|----------------|-----------------------|---|-------------|--|---------------|
| bridgeId       | Uint64                | O | 0..1        | Contains the bridge Id defined in IEEE 802.1Q [45] clause 14.2.5.  |               |
| dsttAddr       | MacAddr48             | O | 0..1        | Contain the MAC address of DS-TT.  |               |
| nwtTPortNums   | array(TsnPort Number) | O | 1..N        | NW-TT ports available for a PDU session.   |               |
| dsttPortNum    | TsnPortNumber         | O | 0..1        | DS-TT port allocated to a PDU session.   |               |
| dsttResidTime  | UInteger              | O | 0..1        | The time taken within the UE and DS-TT to forward a packet between the UE/DS-TT port encoded as specified in subclause 9.11.4.26 of 3GPP TS 24.501 [20] starting with octet 2. |               |

## 5.6.2.42 Type QosMonitoringReport

Table 5.6.2.42-1: Definition of type QosMonitoringReport

| Attribute name   | Data type      | P | Cardinality | Description  | Applicability |
|--|----------------|---|-------------|--|---------------|
| refPccRuleIds  | array(string)  | M | 1..N        | An array of PCC rule id references to the PCC rules associated with the QoS Monitoring report. |               |
| ulDelays   | array(integer) | O | 1..N        | Uplink packet delay in units of milliseconds. (NOTE)   |               |
| dlDelays   | array(integer) | O | 1..N        | Downlink packet delay in units of milliseconds. (NOTE)   |               |
| rtDelays   | array(integer) | O | 1..N        | Round trip delay in units of milliseconds. (NOTE)  |               |
| NOTE: In this release of the specification the maximum number of elements in the array is 2. If more than one value is received at one given point of time for UL packet delay, DL packet delay or round trip packet delay respectively, the SMF reports the minimum and maximum packet delays to the PCF. |                |   |             |  |               |

## 5.6.2.43 Type AdditionalAccessInfo

Table 5.6.2.43-1: Definition of type AdditionalAccessInfo

| Attribute name | Data type  | P | Cardinality | Description                                     | Applicability |
|----------------|------------|---|-------------|---|---------------|
| accessType     | AccessType | M | 0..1        | The Access Type where the served UE is camping. | ATSSS         |
| ratType        | RatType    | O | 0..1        | The RAT Type where the served UE is camping.    | ATSSS         |

## 5.6.2.44 Void

## 5.6.2.45 Type PortManagementContainer

Table 5.6.2.45-1: Definition of type PortManagementContainer

| Attribute name | Data type     | P | Cardinality | Description   | Applicability |
|----------------|---------------|---|-------------|---|---------------|
| portManCont    | Bytes         | M | 1           | Transports TSN port management information for a DS-TT port or a NW-TT port encoded as specified in subclause 9.11.4.27 of 3GPP TS 24.501 [20] starting with octet 4. |               |
| portNum        | TsnPortNumber | M | 1           | Provides port number for a DS-TT port or a NW-TT port.  |               |

## 5.6.2.46 Type IpMulticastAddressInfo

Table 5.6.2.46-1: IpMulticastAddressInfo

| Attribute name | Data type | P | Cardinality | Description  | Applicability |
|----------------|-----------|---|-------------|--|---------------|
| srcIpv4Addr    | Ipv4Addr  | C | 0..1        | Indicates the source IPv4 address of the DL multicast flow. Maybe included if the "ipv4MulAddr" attribute is included. |               |
| ipv4MulAddr    | Ipv4Addr  | O | 0..1        | Indicates the destination IPv4 multicast address of the DL multicast flow.   |               |
| srcIpv6Addr    | Ipv6Addr  | C | 0..1        | Indicates the source IPv6 address of the DL multicast flow. Maybe included if the "ipv6MulAddr" attribute is included. |               |
| ipv6MulAddr    | Ipv6Addr  | O | 0..1        | Indicates the destination IPv6 multicast address of the DL multicast flow.   |               |

NOTE: Either "ipv4MulAddr" attribute or "ipv6MulAddr" attribute shall be included.

## 5.6.2.47 Type BridgeManagementContainer

Table 5.6.2.47-1: Definition of type BridgeManagementContainer

| Attribute name | Data type | P | Cardinality | Description  | Applicability |
|----------------|-----------|---|-------------|--|---------------|
| bridgeManCont  | Bytes     | M | 1           | Transports a Bridge management service message encoded as specified in subclause 8.7 of 3GPP TS 24.519 [44]. |               |

## 5.6.3 Simple data types and enumerations

## 5.6.3.1 Introduction

This subclause defines simple data types and enumerations that can be referenced from data structures defined in the previous subclauses.

## 5.6.3.2 Simple data types

The simple data types defined in table 5.6.3.2-1 shall be supported. For additional simple data types see 3GPP TS 29.571 [11].

**Table 5.6.3.2-1: Simple data types**

| Type Name             | Type Definition | Description   | Applicability           |
|-----------------------|-----------------|---|-------------------------|
| 5GSmCause             | UInteger        | Indicates the 5GSM cause code value as defined in subclause 9.10.4.2 of 3GPP TS 24.501 [20].  | RAN-NAS-Cause           |
| FlowDescription       | string          | Defines a packet filter for an IP flow. Refer to subclause 5.4.2 of 3GPP TS 29.212 [23] for encoding.   |                         |
| PacketFilterContent   | string          | Defines a packet filter for an IP flow. Refer to subclause 5.3.54 of 3GPP TS 29.212 [23] for encoding.  |                         |
| TsnPortNumber         | UInteger        | Port number of a DS-TT or NW-TT port.   | TimeSensitiveNetworking |
| ApplicationDescriptor | Bytes           | Defines the OS Id and the OS application identifier for an ATSSS rule, where the OS Id is optional. It is a sequence of octets representing the traffic descriptor(s) of the ATSS rule as Os Id, if applicable, and Os App Id as defined in table 6.1.3.2-1 of 3GPP TS 24.193 [43]. | ATSSS                   |

### 5.6.3.3 Enumeration: FlowDirection

**Table 5.6.3.3-1: Enumeration FlowDirection**

| Enumeration value | Description   | Applicability |
|-------------------|---|---------------|
| DOWNLINK          | The corresponding filter applies for traffic to the UE.   |               |
| UPLINK            | The corresponding filter applies for traffic from the UE.   |               |
| BIDIRECTIONAL     | The corresponding filter applies for traffic both to and from the UE.   |               |
| UNSPECIFIED       | The corresponding filter applies for traffic to the UE (downlink), but has no specific direction declared. The service data flow detection shall apply the filter for uplink traffic as if the filter was bidirectional. The PCF shall not use the value UNSPECIFIED in filters created by the network in NW-initiated procedures. The PCF shall only include the value UNSPECIFIED in filters in UE-initiated procedures if the same value is received from the SMF. |               |

### 5.6.3.4 Enumeration: ReportingLevel

**Table 5.6.3.4-1: Enumeration ReportingLevel**

| Enumeration value | Description  | Applicability |
|-------------------|--|---------------|
| SER_ID_LEVEL      | Indicates that the usage shall be reported on service id and rating group combination level.       |               |
| RAT_GR_LEVEL      | Indicates that the usage shall be reported on rating group level.                                  |               |
| SPON_CON_LEVEL    | Indicates that the usage shall be reported on sponsor identity and rating group combination level. |               |

## 5.6.3.5 Enumeration: MeteringMethod

**Table 5.6.3.5-1: Enumeration MeteringMethod**

| <b>Enumeration value</b> | <b>Description</b>  | <b>Applicability</b> |
|--------------------------|---|----------------------|
| DURATION                 | Indicates that the duration of the service data flow traffic shall be metered.                |                      |
| VOLUME                   | Indicates that volume of the service data flow traffic shall be metered.                      |                      |
| DURATION_VOLUME          | Indicates that the duration and the volume of the service data flow traffic shall be metered. |                      |
| EVENT                    | Indicates that events of the service data flow traffic shall be metered.                      |                      |

5.6.3.6 Enumeration: PolicyControlRequestTrigger

**Table 5.6.3.6-1: Enumeration PolicyControlRequestTrigger**

| Enumeration value                        | Description   | Applicability              |
|--|---|----------------------------|
| PLMN_CH                                  | PLMN Change.  |                            |
| RES_MO_RE                                | A request for resource modification has been received by the SMF. (NOTE)  |                            |
| AC_TY_CH                                 | Access Type Change. It also indicates the addition or removal of Access Type for MA PDU session.  |                            |
| UE_IP_CH                                 | UE IP address change. (NOTE)  |                            |
| UE_MAC_CH                                | A new UE MAC address is detected or a used UE MAC address is inactive for a specific period.  |                            |
| AN_CH_COR                                | Access Network Charging Correlation Information.  |                            |
| US_RE                                    | The PDU Session or the Monitoring key specific resources consumed by a UE either reached the threshold or needs to be reported for other reasons.                             | UMC                        |
| APP_STA                                  | The start of application traffic has been detected.   | ADC                        |
| APP_STO                                  | The stop of application traffic has been detected.  | ADC                        |
| AN_INFO                                  | Access Network Information report.  | NetLoc                     |
| CM_SES_FAIL                              | Credit management session failure.  |                            |
| PS_DA_OFF                                | The SMF reports when the 3GPP PS Data Off status changes. (NOTE)  | 3GPP-PS-Data-Off           |
| DEF_QOS_CH                               | Default QoS Change. (NOTE)  |                            |
| SE_AMBR_CH                               | Session AMBR Change. (NOTE)   |                            |
| QOS_NOTIF                                | The SMF notify the PCF when receiving notification from RAN that QoS targets of the QoS Flow cannot be guaranteed or can be guaranteed.                                       |                            |
| NO_CREDIT                                | Out of credit.  |                            |
| REALLO_OF_CREDIT                         | Reallocation of credit  | ReallocationOfCredit       |
| PRA_CH                                   | Change of UE presence in Presence Reporting Area.   | PRA                        |
| SAREA_CH                                 | Location Change with respect to the Serving Area.   |                            |
| SCNN_CH                                  | Location Change with respect to the Serving CN node.  |                            |
| RE_TIMEOUT                               | Indicates the SMF generated the request because there has been a PCC revalidation timeout (i.e. Enforced PCC rule request defined in table 6.1.3.5.-1 of 3GPP TS 29.503 [6]). |                            |
| RES_RELEASE                              | Indicates that the SMF can inform the PCF of the outcome of the release of resources for those rules that require so.   | RAN-NAS-Cause              |
| SUCC_RES_ALLO                            | Indicates that the SMF shall inform the PCF of the successful resource allocation for those rules that requires so.   |                            |
| RAT_TY_CH                                | RAT type change.  |                            |
| REF_QOS_IND_CH                           | Reflective QoS indication Change.   |                            |
| NUM_OF_PACKET_FILTER                     | Indicates that the SMF shall report the number of supported packet filter for signalled QoS rules. (NOTE) Only applicable to the interworking scenario as defined in Annex B. |                            |
| UE_STATUS_RESUME                         | Indicates that the UE's status is resumed. Only applicable to the interworking scenario as defined in Annex B.  | PolicyUpdateWhenUESuspends |
| UE_TZ_CH                                 | UE Time Zone Change.  |                            |
| AUTH_PROF_CH                             | Indicates that the DN-AAA authorization profile index has changed. (NOTE)   | DN-Authorization           |
| TSN_BRIDGE_INFO                          | Indicates the SMF has detected new 5GS Bridge information.  | TimeSensitiveNetworking    |
| QOS_MONITORING                           | Indicate that the SMF notifies the PCF of the QoS Monitoring information.   | QosMonitoring              |
| SCELL_CH                                 | Location Change with respect to the Serving Cell. Only applicable to the interworking scenario as defined in Annex B.   |                            |
| EPS_FALLBACK                             | EPS Fallback report is enabled in the SMF. Only applicable to the interworking scenario as defined in Annex B.  | EPSFallbackReport          |
| MA_PDU                                   | Indicates that the SMF notifies the PCF of the MA PDU session request. Only applicable to the interworking scenario as defined in Annex B. (NOTE)                             | ATSSS                      |
| 5G_RG_JOIN                               | The 5G-RG has joined to an IP Multicast Group.  | WWC                        |
| 5G_RG_LEAVE                              | The 5G-RG has left an IP Multicast Group.   | WWC                        |
| DDN_FAILURE                              | Indicates that the SMF requests policies from PCF if it received an event subscription for DDN Failure event.   | DDNEventPolicyControl      |
| DDN_DELIVERY_STATUS                      | Indicates that the SMF requests policies from PCF if it received an event subscription for DDN Delivery Status event.   | DDNEventPolicyControl      |
| NOTE: The SMF always reports to the PCF. |   |                            |

The PCF may provision the values of policy control request trigger which are not always reported by the SMF as defined in subclause 4.2.6.4.

When the SMF detects the corresponding policy control request trigger(s), the SMF shall report the detected trigger(s) to the PCF as defined in subclause 4.2.4.1 with the additional information for different independent policy control request triggers as follows:

If the "PLMN\_CH" is provisioned, when the SMF detects a change of PLMN, the SMF shall include the "PLMN\_CH" within the "repPolicyCtrlReqTriggers" attribute and the current identifier of the serving network within the "servingNetwork" attribute.

When the SMF receives the resource modification request from the UE, the SMF shall include the "RES\_MO\_RE" within the "repPolicyCtrlReqTriggers" attribute and the information for requesting the PCC rule as defined in subclause 4.2.4.17.

If the "AC\_TY\_CH" is provisioned, when the SMF detects a change of access type, the SMF shall include the "AC\_TY\_CH" within the "repPolicyCtrlReqTriggers" attribute and the current access type within the "accessType" attribute. The RAT type encoded in the "ratType" attribute shall also be provided when applicable to the specific access type. Specific attributes for the EPC interworking case are described in Annex B. If the ATSSS feature is supported, when the SMF detects an access is added or released for MA PDU session, the SMF shall include the added Access Type or released Access type encoded as "accessType" attribute within the AdditionalAccessInfo data structure. The RAT type encoded in the "ratType" attribute shall also be provided within the AdditionalAccessInfo data structure when applicable to the added access type or released access type.

When the SMF detects an IPv4 address and/or an IPv6 prefix is allocated or released, the SMF shall include the "UE\_IP\_CH" within the "repPolicyCtrlReqTriggers" attribute and new allocated UE Ipv4 address within the "ipv4Address" attribute and/or the UE Ipv6 prefix within the "ipv6AddressPrefix" attribute or the released UE Ipv4 address within the "relIpv4Address" attribute and/or the UE Ipv6 prefix within the "relIpv6AddressPrefix" attribute. If the "MultiIpv6AddrPrefix" feature is supported, and if multiple allocated or released IPv6 prefixes are detected, the SMF shall include the new allocated UE Ipv6 prefixes within the "addIpv6AddrPrefixes" attribute and the released UE Ipv6 prefixes within the "addRelIpv6AddrPrefixes" attribute.

When the SMF detects a new UE MAC address or a used UE MAC address is not used any more, the SMF shall include the "UE\_MAC\_CH" within the "repPolicyCtrlReqTriggers" attribute and new detected UE MAC address within the "ueMac" attribute or the not used UE MAC address within the "relUeMac" attribute.

If the "AN\_CH\_COR" is provisioned, when the SMF is provisioned with the PCC rule as defined in subclause 4.2.6.5.1, the SMF shall notify the PCF of access network charging identifier associated with the PCC rules as defined in subclause 4.2.4.13.

If the "US\_RE" is provisioned, when the SMF receives the usage report from the UPF, the SMF shall notify the PCF of the accumulated usage as defined in subclause 4.2.4.10. Applicable to functionality introduced with the UMC feature as described in subclause 5.8.

If the "APP\_STA" is provisioned, when the SMF receives the application start report from the UPF, the SMF shall notify the PCF of the application start report as defined in subclause 4.2.4.6. Applicable to functionality introduced with the ADC feature as described in subclause 5.8.

If the "APP\_STO" is provisioned, when the SMF receives the application stop report from the UPF, the SMF shall notify the PCF of the application stop report as defined in subclause 4.2.4.6. Applicable to functionality introduced with the ADC feature as described in subclause 5.8.

If the "AN\_INFO" is provisioned, when the SMF receives the reported access network information from the access network, the SMF shall notify the PCF of the access network information as defined in subclause 4.2.4.9. Applicable to functionality introduced with the NetLoc feature as described in subclause 5.8.

If the "CM\_SES\_FAIL" is provisioned, when the SMF receives a detected transient/permanent failure from the CHF, the SMF shall include the "CM\_SES\_FAIL" within the "repPolicyCtrlReqTriggers" attribute. If the failure does not apply to all PCC Rules, the affected PCC Rules are indicated within the "ruleReports" attribute, with the "ruleStatus" attribute set to value ACTIVE and the "failureCode" attribute set to the corresponding value as reported by the CHF; otherwise if the failure applies to the session, the "creditManageStatus" shall be set to the corresponding value as reported by the CHF.



If the "PS\_DA\_OFF" is provisioned, when the SMF receives a change of 3GPP PS Data Off status from the UE, the SMF shall notify the PCF as defined in subclause 4.2.4.8. Applicable to functionality introduced with the 3GPP-PS-Data-Off feature as described in subclause 5.8.

When the SMF detects a change of subscribed default QoS, the SMF shall include the "DEF\_QOS\_CH" within the "repPolicyCtrlReqTriggers" attribute and the new subscribed default QoS within the "subsDefQos" attribute.

When the SMF detects a change of Session-AMBR, the SMF shall include the "SE\_AMBR\_CH" within the "repPolicyCtrlReqTriggers" attribute and the new Session-AMBR within the "subsSessAmbr" attribute.

If the "QOS\_NOTIF" is provisioned, when the SMF receives a notification from access network that QoS targets of the QoS Flow cannot be guaranteed or can be guaranteed again, the SMF shall send the notification as defined in subclause 4.2.4.20.

When the "ReallocationOfCredit" feature is supported, if the "NO\_CREDIT" is provisioned, when the SMF detects the credit for the PCC rule(s) is no longer available, the SMF shall include the "NO\_CREDIT" within the "repPolicyCtrlReqTriggers" attribute, the termination action the SMF applies to the PCC rules as instructed by the CHF within the "finUnitAct" attribute and the affected PCC rules within the "ruleReports" attribute.

If the "REALLO\_OF\_CREDIT" is provisioned, when the SMF detects the credit for the PCC rule(s) is reallocated, the SMF shall include the "REALLO\_OF\_CREDIT" within the "repPolicyCtrlReqTriggers" attribute and include the affected PCC rules for which credit has been reallocated after credit was no longer available and the "ruleStatus" attribute set to value ACTIVE within the "ruleReports" attribute.

If the "PRA\_CH" is provisioned, the SMF is provisioned the presence reporting area information as defined in subclause 4.2.6.5.6. When the SMF receives the presence reporting area information from the serving node, the SMF shall notify the PCF of the reported presence area information as defined in subclause 4.2.4.16. Applicable to functionality introduced with the PRA feature as described in subclause 5.8.

If the "SAREA\_CH" is provisioned, when the SMF detects a change of serving area (i.e. tracking area), the SMF shall include the "SAREA\_CH" within the "repPolicyCtrlReqTriggers" attribute and the current TAI within the "userLocationInfo" attribute in either the "eutraLocation" or "nrLocation", as applicable. Non-3GPP access user location is reported in the "n3gaLocation" attribute when applicable. The attributes used in case of EPC interworking are described in Annex B.

If the "SCNN\_CH" is provisioned, when the SMF detects a change of serving Network Function (i.e. the AMF, ePDG or S-GW), the SMF shall include the "SCNN\_CH" within the "repPolicyCtrlReqTriggers" attribute and the current serving Network Function in the "servNfId" attribute if available. When the serving Network Function is an AMF, the SMF shall include the AMF Network Function Instance Identifier within the "servNfInstId" attribute and the Globally Unique AMF Identifier within the "guami" attribute. The attributes included in case of EPC interworking are described in Annex B.

NOTE 1: In the home-routed roaming case, if the AMF change is unknown to the H-SMF, then the AMF change is not reported.

If the "RE\_TIMEOUT" is provisioned, the SMF is provisioned the revalidation time by the PCF. The SMF shall request the policy before the indicated the revalidation time as defined in subclause 4.2.4.13.

If the "RES\_RELEASE" is provisioned, when the SMF receives the request of PCC rule removal as defined in subclause 4.2.6.5.2, the SMF shall report the outcome of resource release as defined in subclause 4.2.4.12. Applicable to functionality introduced with the RAN-NAS-Cause feature as described in subclause 5.8.

When "SUCC\_RES\_ALLO" is provisioned and PCC rules are provisioned according to subclause 4.2.6.5.5, the SMF shall inform the PCF of the successful resource allocation as defined in subclause 4.2.4.14.

If the "RAT\_TY\_CH" is provisioned, when the SMF detects a change of the RAT type, the SMF shall include the "RAT\_TY\_CH" within the "repPolicyCtrlReqTriggers" attribute and the current RAT type within the "ratType" attribute. For MA PDU session, the SMF shall include the current RAT type at the SmPolicyUpdateContextData data type level or AdditionalAccessInfo data type level. If the RAT type is provided at the SmPolicyUpdateContextData data type level, the SMF shall also provide the associated access type within the SmPolicyUpdateContextData data structure.

If the "REF\_QOS\_IND\_CH" is provisioned, when the SMF receives a change of reflective QoS indication from the UE, the SMF shall include the "REF\_QOS\_IND\_CH" within the "repPolicyCtrlReqTriggers" attribute and the indication within the "refQosIndication" attribute.

When the SMF receives the number of supported packet filter for signalled QoS rules for the PDU session from the UE during the PDU Session Modification procedure after the first inter-system change from EPS to 5GS for a PDU Session established in EPS and transferred from EPS with N26 interface, the SMF shall include the "NUM\_OF\_PACKET\_FILTER" within the "repPolicyCtrlReqTriggers" attribute and the number of supported packet filter for signalled QoS rules within the "numOfPackFilter" attribute. Only applicable to the interworking scenario as defined in Annex B.

If the "UE\_STATUS\_RESUME" is provisioned, when the SMF detected the UE's status is resumed from suspend state, the SMF shall inform the PCF of the UE status including the "UE\_STATUS\_RESUME" within "repPolicyCtrlReqTriggers" attribute. The PCF shall after this update the SMF with PCC Rules or session rules if necessary. Applicable to functionality introduced with the PolicyUpdateWhenUESuspends feature as described in subclause 5.8.

If the "UE\_TZ\_CH" is provisioned, when the SMF detects a change of the UE Time Zone, the SMF shall include the "UE\_TZ\_CH" within the "repPolicyCtrlReqTriggers" attribute and the current UE Time Zone within the "ueTimeZone" attribute.

If the "DN-Authorization" feature is supported, when the SMF detects a change of DN-AAA authorization profile index, the SMF shall include the "AUTH\_PROF\_CH" within the "repPolicyCtrlReqTriggers" attribute and the new DN-AAA authorization profile index within the "authProfIndex" attribute.

If the "TimeSensitiveNetworking" feature is supported and "TSN\_BRIDGE\_INFO" is provisioned, when the SMF detects:

- there is new or updated 5G Bridge information, e.g. a new manageable Ethernet port, the SMF shall include the "TSN\_BRIDGE\_INFO" within the "repPolicyCtrlReqTriggers" attribute and the updated TSN bridge information within the "tsnBridgeInfo" attribute; and/or
- the SMF detects a Bridge Management or Port Management Container, the SMF shall include the "TSN\_BRIDGE\_INFO" within the "repPolicyCtrlReqTriggers" attribute and the Bridge Management Container, if available, within the "tsnBridgeManCont" attribute, and/or the Port Management Container(s), if available, within the "tsnPortManContDstt" and the "tsnPortManContNwtt" attributes.

NOTE 2: When the SMF detects that a new NW-TT port is added or an existing NW-TT port is deleted, the SMF includes all the available NW-TT ports within the "nwttPorts" attribute of the "tsnBridgeInfo" attribute. When the SMF detects updated Port Management Information of the NW-TT ports, the SMF includes the Port Management Information within the "tsnPortManContNwtt" attribute of SmPolicyUpdateContextData data type.

If the "QOS\_MONITORING" is provisioned, upon receiving the QoS Monitoring report from the UPF, the SMF shall send the QoS monitoring report to the PCF as defined in subclause 4.2.4.24.

If the "SCCELL\_CH" is provisioned, when the SMF detects a change of serving cell, the SMF shall include the "SCCELL\_CH" within the "repPolicyCtrlReqTriggers" attribute and the current cell Id within the "userLocationInfo" attribute in the "eutraLocation" attribute, as applicable. The attributes used in case of EPC interworking are described in Annex B.

If the "EPSFallbackReport" feature is supported and the "EPS\_FALLBACK" is provisioned and there is a PCC rule installed that required the reporting, when the SMF receives a PDU session modification response indicating the rejection of the establishment of the QoS flow with 5QI=1, the SMF shall notify the PCF of EPS fallback as defined in subclause B.3.4.6.

When the SMF receives the MA PDU Request Indication or MA PDU Network-Upgrade Allowed Indication and ATSSS Capability from the UE during the PDU Session Modification procedure after the first inter-system change from EPS to 5GS for a PDU Session established in EPS and transferred from EPS with N26 interface, the SMF shall include the "MA\_PDU" within the "repPolicyCtrlReqTriggers" attribute, the MA PDU session Indication in the "maPduInd" attribute, the ATSSS capability of the MA PDU session within the "atsssCapab" attribute. Only applicable to the interworking scenario as defined in Annex B.

If the "WWC" feature is supported and "5G\_RG\_JOIN" is provisioned and when the SMF detects a 5G-RG has joined to an IP Multicast Group, the SMF shall include the "5G\_RG\_JOIN" within the "repPolicyCtrlReqTriggers" attribute and the IP multicast addressing information within the "mulAddrInfos" attribute.

If the "WWC" feature is supported and "5G\_RG\_LEAVE" is provisioned and when the SMF detects a 5G-RG has left an IP Multicast Group, the SMF shall include the "5G\_RG\_LEAVE" within the "repPolicyCtrlReqTriggers" attribute and the IP multicast addressing information within the "mulAddrInfos" attribute.

If "DDNEventPolicyControl" feature is supported, and if "DDN\_FAILURE" is provisioned, when the SMF receives an event subscription for DDN Failure event including the traffic descriptors, the SMF shall include the "DDN\_FAILURE" within the "repPolicyCtrlReqTriggers" attribute and traffic descriptor within the "trafficDescriptor" attribute.

If "DDNEventPolicyControl" feature is supported, and if "DDN\_DELIVERY\_STATUS" is provisioned, when the SMF receives an event subscription for DDN Delivery Status event including the traffic descriptors, the SMF shall include the "DDN\_DELIVERY\_STATUS" within the "repPolicyCtrlReqTriggers" attribute and traffic descriptor within the "trafficDescriptor" attribute.

### 5.6.3.7 Enumeration: RequestedRuleDataType

**Table 5.6.3.7-1: Enumeration RequestedRuleDataType**

| Enumeration value   | Description   | Applicability     |
|---|---|-------------------|
| CH_ID   | Indicates that the requested rule data is the charging identifier.                              |                   |
| MS_TIME_ZONE  | Indicates that the requested access network info type is the UE's timezone. (NOTE)              |                   |
| USER_LOC_INFO   | Indicates that the requested access network info type is the UE's location. (NOTE)              |                   |
| RES_RELEASE   | Indicates that the requested rule data is the result of the release of resource.                |                   |
| SUCC_RES_ALLO   | Indicates that the requested rule data is the successful resource allocation.                   |                   |
| EPS_FALLBACK  | Indicates that the requested rule data is the report of QoS flow rejection due to EPS fallback. | EPSFallbackReport |
| NOTE: The requested rule data shall also be reported at QoS flow termination and PDU session termination. |   |                   |

### 5.6.3.8 Enumeration: RuleStatus

**Table 5.6.3.8-1: Enumeration RuleStatus**

| Enumeration value | Description  | Applicability |
|-------------------|--|---------------|
| ACTIVE            | Indicates that the PCC rule(s) are successfully installed (for those provisioned from PCF) or activated (for those pre-defined in SMF), or the session rule(s) are successfully installed. |               |
| INACTIVE          | Indicates that the PCC rule(s) are removed (for those provisioned from PCF) or inactive (for those pre-defined in SMF) or the session rule(s) are removed.                                 |               |

5.6.3.9 Enumeration: FailureCode

**Table 5.6.3.9-1: Enumeration FailureCode**

| Enumeration value          | Description  | Applicability |
|----------------------------|--|---------------|
| UNK_RULE_ID                | Indicates that the pre-provisioned PCC rule could not be successfully activated because the PCC rule identifier is unknown to the SMF.   |               |
| RA_GR_ERR                  | Indicates that the PCC rule could not be successfully installed or enforced because the Rating Group specified within the Charging Data policy decision which the PCC rule refers to is unknown or, invalid.   |               |
| SER_ID_ERR                 | Indicates that the PCC rule could not be successfully installed or enforced because the Service Identifier specified within the Charging Data policy decision which the PCC rule refers to is invalid, unknown, or not applicable to the service being charged.  |               |
| NF_MAL                     | Indicates that the PCC rule could not be successfully installed (for those provisioned from the PCF) or activated (for those pre-defined in SMF) or enforced (for those already successfully installed) due to SMF/UPF malfunction.  |               |
| RES_LIM                    | Indicates that the PCC rule could not be successfully installed (for those provisioned from PCF) or activated (for those pre-defined in SMF) or enforced (for those already successfully installed) due to a limitation of resources at the SMF/UPF.   |               |
| MAX_NR_QoS_FLOW            | Indicates that the PCC rule could not be successfully installed (for those provisioned from PCF) or activated (for those pre-defined in SMF) or enforced (for those already successfully installed) due to the fact that the maximum number of QoS flows has been reached for the PDU session.                     |               |
| MISS_FLOW_INFO             | Indicates that the PCC rule could not be successfully installed or enforced because neither the "flowInfos" attribute nor "applId" attribute is specified within the "pccRule" attribute by the PCF during the first install request of the PCC rule.  |               |
| RES_ALLO_FAIL              | Indicates that the PCC rule could not be successfully installed or maintained since the QoS flow establishment/modification failed, or the QoS flow was released.  |               |
| UNSUCQ_QOS_VAL             | This value is used to:<br>- indicate that the QoS validation has failed or,<br>- Indicate when Guaranteed Bandwidth > Max-Requested-Bandwidth.   |               |
| INCOR_FLOW_INFO            | Indicates that the PCC rule could not be successfully installed or modified at the SMF because the provided flow information is not supported by the network (e.g. the provided IP address(es) or Ipv6 prefix(es) do not correspond to an IP version applicable for the PDU session).                              |               |
| PS_TO_CS_HAN               | Indicates that the PCC rule could not be maintained because of PS to CS handover.  |               |
| APP_ID_ERR                 | Indicates that the PCC rule could not be successfully installed or enforced because the Application Identifier is invalid, unknown, or not applicable to the application required for detection.   |               |
| NO_QOS_FLOW_BOUND          | Indicates that there is no QoS flow which the SMF can bind the PCC rule(s) to.   |               |
| FILTER_RES                 | Indicates that the Flow Information within the "flowinfos" attribute cannot be handled by the SMF because any of the restrictions defined in subclause 5.4.2 of 3GPP TS 29.212 [23] was not met.   |               |
| MISS_REDI_SER_ADDR         | Indicates that the PCC rule could not be successfully installed or enforced at the SMF because there is no valid Redirect Server Address within the Traffic Control Data policy decision which the PCC rule refers to, provided by the PCF, and no preconfigured redirection address for this PCC rule at the SMF. |               |
| CM_END_USER_SER_D<br>ENIED | Indicates that the charging system denied the service request due to service restrictions (e.g. terminate rating group) or limitations related to the end-user, for example the end-user's account could not cover the requested service.  |               |
| CM_CREDIT_CON_NOT_<br>APP  | Indicates that the charging system determined that the service can be granted to the end user but no further credit control is needed for the service (e.g. service is free of charge or is treated for offline charging).   |               |
| CM_AUTH_REJ                | Indicates that the charging system denied the service request in order to terminate the service for which credit is requested.   |               |

|               |  |                            |
|---------------|--|----------------------------|
| CM_USER_UNK   | Indicates that the specified end user could not be found in the charging system.   |                            |
| CM_RAT_FAILED | Indicates that the charging system cannot rate the service request due to insufficient rating input, incorrect AVP combination or due to an attribute or an attribute value that is not recognized or supported in the rating. |                            |
| UE_STA_SUSP   | Indicates that the UE is in suspend state. Only applicable to the interworking scenario as defined in Annex B.   | PolicyUpdateWhenUESuspends |

### 5.6.3.10 Enumeration: AfSigProtocol

**Table 5.6.3.10-1: Enumeration AfSigProtocol**

| Enumeration value | Description   | Applicability    |
|-------------------|---|------------------|
| NO_INFORMATION    | Indicate that no information about the AF signalling protocol is being provided. This is the default value. | ProvAFsignalFlow |
| SIP               | Indicate that the signalling protocol is Session Initiation Protocol.                                       | ProvAFsignalFlow |

### 5.6.3.11 Enumeration: RuleOperation

**Table 5.6.3.11-1: Enumeration RuleOperation**

| Enumeration value                             | Description   | Applicability |
|---|---|---------------|
| CREATE_PCC_RULE                               | Indicates to create a new PCC rule to reserve the resource requested by the UE.           |               |
| DELETE_PCC_RULE                               | Indicates to delete a PCC rule corresponding to reserve the resource requested by the UE. |               |
| MODIFY_PCC_RULE_AND_ADD_PACKET_FILTERS        | Indicates to modify the PCC rule by adding new packet filter(s).                          |               |
| MODIFY_PCC_RULE_AND_REPLACE_PACKET_FILTERS    | Indicates to modify the PCC rule by replacing the existing packet filter(s).              |               |
| MODIFY_PCC_RULE_AND_DELETE_PACKET_FILTERS     | Indicates to modify the PCC rule by deleting the existing packet filter(s).               |               |
| MODIFY_PCC_RULE_WITHOUT_MODIFY_PACKET_FILTERS | Indicates to modify the PCC rule by modifying the QoS of the PCC rule.                    |               |

### 5.6.3.12 Enumeration: RedirectAddressType

**Table 5.6.3.12-1: Enumeration RedirectAddressType**

| Enumeration value | Description  | Applicability |
|-------------------|--|---------------|
| IPV4_ADDR         | Indicates that the address type is in the form of "dotted-decimal" IPv4 address.   |               |
| IPV6_ADDR         | Indicates that the address type is in the form of IPv6 address.                    |               |
| URL               | Indicates that the address type is in the form of Uniform Resource Locator.        |               |
| SIP_URI           | Indicates that the address type is in the form of SIP Uniform Resource Identifier. |               |

## 5.6.3.13 Enumeration: QoSFlowUsage

Table 5.6.3.13-1: Enumeration QoSFlowUsage

| Enumeration value | Description  | Applicability |
|-------------------|--|---------------|
| GENERAL           | Indicates no specific QoS flow usage information is available. |               |
| IMS_SIG           | Indicates that the QoS flow is used for IMS signalling only.   |               |

## 5.6.3.14 Enumeration: FailureCause

Table 5.6.3.14-1: Enumeration FailureCause

| Enumeration value    | Description   | Applicability             |
|----------------------|---|---------------------------|
| PCC_RULE_EVENT       | Some of the PCC rules provisioned by the PCF in the request cannot be installed/activated. It is used to inform the PCF that the request failed and should not be attempted again.  |                           |
| PCC_QOS_FLOW_EVENT   | For some reason some of the PCC rules provisioned by the PCF in the request cannot be enforced or modified successfully in a network initiated procedure. It is used to inform the PCF that the request could not be satisfied at the time it was received, but may be able to satisfy the request in the future.   |                           |
| RULE_PERMANENT_ERROR | The HTTP request is rejected because some of the PCC and/or session rules provisioned by the PCF in the request cannot be installed/activated. It is used to inform the PCF that the request failed, and should not be attempted again.   | SessionRuleError Handling |
| RULE_TEMPORARY_ERROR | The HTTP request is rejected because for some reason some of the PCC and/or session rules provisioned by the PCF in the request cannot be enforced or modified successfully in a network initiated procedure. It is used to inform the PCF that the request could not be satisfied at the time it was received, but may be able to satisfy the request in the future. | SessionRuleError Handling |

## 5.6.3.15 Enumeration: FlowDirectionRm

This data type is defined in the same way as the "FlowDirection" data type, but also allows null value (specified as "NullValue" data type).

## 5.6.3.16 Enumeration: CreditManagementStatus

Table 5.6.3.16-1: Enumeration CreditManagementStatus

| Enumeration value   | Description   | Applicability |
|---------------------|---|---------------|
| END_USER_SER_DENIED | Indicates that the charging system denied the service request due to service restrictions (e.g. terminate rating group) or limitations related to the end-user, for example the end-user's account could not cover the requested service. |               |
| CREDIT_CTRL_NOT_APP | Indicates that the charging system determined that the service can be granted to the end user but no further credit control is needed for the service (e.g. service is free of charge or is treated for offline charging).                |               |
| AUTH_REJECTED       | Indicates that the charging system denied the service request in order to terminate the service for which credit is requested.  |               |
| USER_UNKNOWN        | Indicates that the specified end user could not be found in the charging system.  |               |
| RATING_FAILED       | Indicates that the charging system cannot rate the service request due to insufficient rating input, incorrect attribute combination or an attribute value that is not recognized or supported in rating.                                 |               |

## 5.6.3.17 Enumeration: SessionRuleFailureCode

Table 5.6.3.17-1: Enumeration SessionRuleFailureCode

| Enumeration value | Description   | Applicability              |
|-------------------|---|----------------------------|
| NF_MAL            | Indicates that the session rule could not be successfully installed) or enforced (for those already successfully installed) due to SMF/UPF malfunction.                     |                            |
| RES_LIM           | Indicates that the session rule could not be successfully installed or enforced (for those already successfully installed) due to a limitation of resources at the SMF/UPF. |                            |
| UNSUCC_QOS_VAL    | Indicate that the QoS validation has failed.  |                            |
| UE_STA_SUSP       | Indicates that the UE is in suspend state. Only applicable to the interworking scenario as defined in Annex B.  | PolicyUpdateWhenUESuspends |

## 5.6.3.18 Enumeration: SteeringFunctionality

Table 5.6.3.18-1: Enumeration SteeringFunctionality

| Enumeration value | Description  | Applicability |
|-------------------|--|---------------|
| MPTCP             | Indicates that PCF authorizes the MPTCP functionality to support traffic steering, switching and splitting.    | ATSSS         |
| ATSSS_LL          | Indicates that PCF authorizes the ATSSS-LL functionality to support traffic steering, switching and splitting. | ATSSS         |

## 5.6.3.19 Enumeration: SteerModeValue

Table 5.6.3.19-1: Enumeration SteerModeValue

| Enumeration value | Description   | Applicability |
|-------------------|---|---------------|
| ACTIVE_STANDBY    | Indicates the steering mode is Active-Standy. It is used to steer a SDF on one access (the Active access), when this access is available, and to switch the SDF to the other access (the Standby access), when Active access becomes unavailable. | ATSSS         |
| LOAD_BALANCING    | Indicates the traffic of an SDF is split percentually across accesses.  | ATSSS         |
| SMALLEST_DELAY    | Indicates the traffic of a SDF is steered and/or switch to the access with the smallest delay.  | ATSSS         |
| PRIORITY_BASED    | Indicates all the traffic of an SDF is steered to the high priority access, until this access is determined to be congested.  | ATSSS         |

## 5.6.3.20 Enumeration: MulticastAccessControl

Table 5.6.3.20-1: Enumeration MulticastAccessControl

| Enumeration value | Description  | Applicability |
|-------------------|--|---------------|
| ALLOWED           | Indicates the service data flow, corresponding to the service data flow template, is allowed.                            | WWC           |
| NOT_ALLOWED       | Indicates the service data flow, corresponding to the service data flow template, is not allowed. This is default value. | WWC           |



## 5.6.3.21 Enumeration RequestedQosMonitoringParameter

**Table 5.6.3.21-1: Enumeration RequestedQosMonitoringParameter**

| Enumeration value | Description  | Applicability |
|-------------------|--|---------------|
| DOWNLINK          | Indicates the DL packet delay between the UE and the UPF is to be monitored.         |               |
| UPLINK            | Indicates the UL packet delay between the UE and the UPF is to be monitored.         |               |
| ROUND_TRIP        | Indicates the round trip packet delay between the UE and the UPF is to be monitored. |               |

## 5.6.3.22 Enumeration: ReportingFrequency

**Table 5.6.3.22-1: Enumeration ReportingFrequency**

| Enumeration value | Description   | Applicability |
|-------------------|---|---------------|
| EVENT_TRIGGERED   | Indicates the delay is reported when the delay exceeds the threshold. |               |
| PERIODIC          | Indicates the delay is reported periodically.                         |               |
| SESSION_RELEASE   | Indicates the delay is reported when the PDU session is released.     |               |

## 5.6.3.23 Enumeration: SmPolicyAssociationReleaseCause

The enumeration SmPolicyAssociationReleaseCause represents the cause why the PCF requests the termination of the policy association. It shall comply with the provisions defined in table 5.6.3.23-1.

**Table 5.6.3.23-1: Enumeration SmPolicyAssociationReleaseCause**

| Enumeration value            | Description   | Applicability |
|------------------------------|---|---------------|
| UNSPECIFIED                  | This value is used for unspecified reasons.   |               |
| UE_SUBSCRIPTION              | This value is used to indicate that the policy association needs to be terminated because the subscription of UE has changed (e.g. was removed).                  |               |
| INSUFFICIENT_RES             | This value is used to indicate that the server is overloaded and needs to abort the policy association.   |               |
| VALIDATION_CONDITION_NOT_MET | This value is used to indicate that the policy association needs to be terminated because the validation condition of background data transfer policy is not met. |               |

## 5.6.3.24 Enumeration: PduSessionRelCause

**Table 5.6.3.24-1: Enumeration PduSessionRelCause**

| Enumeration value | Description  | Applicability |
|-------------------|--|---------------|
| PS_TO_CS_HO       | Indicates that the PDU session is terminated due to PS to CS handover. |               |

## 5.6.3.25 Enumeration: MaPduIndication

Table 5.6.3.25-1: Enumeration MaPduIndication

| Enumeration value              | Description  | Applicability |
|--------------------------------|--|---------------|
| MA_PDU_REQUEST                 | UE requested MA PDU session and the request is authorized by subscription.   |               |
| MA_PDU_NETWORK_UPGRADE_ALLOWED | UE requested single access PDU session with indication of network upgrade to MA PDU session supported and the upgrade is authorized by subscription. |               |

## 5.6.3.26 Enumeration: AtsssCapability

Table 5.6.3.26-1: Enumeration AtsssCapability

| Enumeration value                         | Description   | Applicability |
|---|---|---------------|
| ATSSS_LL                                  | Indicates that the MA PDU Session supports the ATSSS-LL capability with any steering mode in the uplink and in the downlink.  |               |
| MPTCP_ATSSS_LL                            | Indicates that the MA PDU Session supports both the MPTCP and ATSSS-LL capability with any steering mode in the uplink and in the downlink.   |               |
| MPTCP_ATSSS_LL_WITH_ASMODE_UL             | Indicates that the MA PDU Session supports the MPTCP capability with any steering mode in uplink and downlink, and ATSSS-LL capability with any steering mode in the downlink and Active-Standby mode in the uplink.                            |               |
| MPTCP_ATSSS_LL_WITH_EXSDMODE_DL_ASMODE_UL | Indicates that the MA PDU Session supports the MPTCP capability with any steering mode in uplink and downlink, and ATSSS-LL capability with any steering mode except Smallest Delay mode in the downlink and Active-Standby mode in the uplink. |               |
| MPTCP_ATSSS_LL_WITH_ASMODE_DL             | Indicates that the MA PDU Session supports the MPTCP capability with any steering mode and ATSSS-LL capability with Active-Standby mode in uplink and downlink.   |               |

## 5.6.3.27 Enumeration: NetLocAccessSupport

Table 5.6.3.27-1: Enumeration NetLocAccessSupport

| Enumeration value  | Description  | Applicability |
|--|--|---------------|
| ANR_NOT_SUPPORTED  | Indicates that the access network does not support the report of access network information. |               |
| TZR_NOT_SUPPORTED  | Indicates that the access network does not support the report of UE time zone.<br>(NOTE)     |               |
| LOC_NOT_SUPPORTED  | Indicates that the access network does not support the report of UE Location.<br>(NOTE 2)    |               |
| NOTE 1: The UE time zone is not available in EPC untrusted WLAN.                                   |  |               |
| NOTE 2: The SMF+PGW determines the UE Location is not available as described in subclause B.3.6.3. |  |               |

### 5.6.3.28 Enumeration: PolicyDecisionFailureCode

**Table 5.6.3.28-1: PolicyDecisionFailureCode**

| Enumeration value | Description   | Applicability |
|-------------------|---|---------------|
| TRA_CTRL_DECS_ERR | Indicates the traffic control decision is failure.  |               |
| QOS_DECS_ERR      | Indicates the QoS decision is failure.              |               |
| CHG_DECS_ERR      | Indicates the charging decision is failure.         |               |
| USA_MON_DECS_ERR  | Indicates the usage monitoring decision is failure. |               |
| QOS_MON_DECS_ERR  | Indicates the QoS monitoring decision is failure.   |               |
| CON_DATA_ERR      | Indicates the condition data is failure.            |               |

## 5.7 Error handling

### 5.7.1 General

HTTP error handling shall be supported as specified in subclause 5.2.4 of 3GPP TS 29.500 [4].

For the Npcf\_SMPolicyControl API, HTTP error responses shall be supported as specified in subclause 4.8 of 3GPP TS 29.501 [5]. Protocol errors and application errors specified in table 5.2.7.2-1 of 3GPP TS 29.500 [4] shall be supported for an HTTP method if the corresponding HTTP status codes are specified as mandatory for that HTTP method in table 5.2.7.1-1 of 3GPP TS 29.500 [4]. In addition, the requirements in the following subclauses shall apply.

### 5.7.2 Protocol Errors

In this Release of the specification, there are no additional protocol errors applicable for the Npcf\_SMPolicyControl API.

### 5.7.3 Application Errors

The application errors defined for the Npcf\_SMPolicyControl API are listed in table 5.7.3-1 and 5.7.3-2. The PCF shall include in the HTTP status code a "ProblemDetails" data structure with the "cause" attribute indicating the application error as listed in table 5.7.3-1 when PCF acts as a server. The SMF shall include in the HTTP status code a "ProblemDetails" data structure with the "cause" attribute indicating the application error as listed in table 5.7.3-2 when SMF acts as a server.

Table 5.7.3-1: Application errors when PCF acts as a server

| Application Error  | HTTP status code | Description   |
|--|------------------|---|
| USER_UNKNOWN   | 400 Bad Request  | The HTTP request is rejected because the end user specified in the request is unknown to the PCF. (NOTE 1) (NOTE 3)   |
| ERROR_INITIAL_PARAMETERS   | 400 Bad Request  | The HTTP request is rejected because the set of session or subscriber information needed by the PCF for rule selection is incomplete or erroneous or not available for the decision to be made. (E.g. QoS, , RAT type, subscriber information) (NOTE 1) (NOTE 2) (NOTE 3)   |
| ERROR_TRIGGER_EVENT  | 400 Bad Request  | The HTTP request is rejected because the set of session information sent the message originated due to a trigger been met is incoherent with the previous set of session information for the same session. (E.g. trigger met was RAT changed, and the RAT notified is the same as before) (NOTE 2) (NOTE 3)   |
| ERROR_TRAFFIC_MAPPING_INFO_REJECTED  | 403 Forbidden    | The HTTP request is rejected because the PCF does not accept one or more of the traffic mapping filters provided by the SMF in a PCC Request. (NOTE 2) (NOTE 3)   |
| ERROR_CONFLICTING_REQUEST  | 403 Forbidden    | The HTTP request is rejected because the PCF cannot accept the UE-initiated resource request as a network-initiated resource allocation is already in progress that has packet filters that cover the packet filters in the received UE-initiated resource request. The SMF shall reject the attempt for UE-initiated resource request. (NOTE 2) (NOTE 3) |
| LATE_OVERLAPPING_REQUEST   | 403 Forbidden    | The request is rejected because it collides with and exiting Policy Association with a more recent originating timestamp. (NOTE 1)  |
| POLICY_CONTEXT_DENIED  | 403 Forbidden    | The HTTP request is rejected because the PCF does not accept the SMF request due to operator policies and/or local configuration. (NOTE 1) (NOTE 3)   |
| VALIDATION_CONDITION_NOT_MET   | 403 Forbidden    | The HTTP request is rejected because the PCF does not accept the SMF request because the validation condition of background data transfer policy is not met. (NOTE 1) (NOTE 3)  |
| PENDING_TRANSACTION  | 400 Bad Request  | This error shall be used when the PendingTransaction feature is supported and the PCF receives an incoming request on a policy association while it has an ongoing transaction on the same policy association and cannot handle the request as described in subclause 9.2 of 3GPP TS 29.513 [7]. (NOTE 2)   |
| NOTE 1: These application errors are used by the create service operation (see subclause 4.2.2.2) and included in the responses to the POST request.                 |                  |   |
| NOTE 2: These application errors are used by the update service operation (see subclause 4.2.4.2) and included in the responses to the POST request.                 |                  |   |
| NOTE 3: The Cause codes mapping performed by SMF between this Application Error and the 5GSM related value is specified in subclause 5.2.2.2 of 3GPP TS 29.524 [40]. |                  |   |

**Table 5.7.3-2: Application errors when SMF acts as a server to receive a notification**

| Application Error    | HTTP status code   | Description   |
|----------------------|--|---|
| PCC_RULE_EVENT       | 400 Bad Request  | The HTTP request is rejected because all the PCC rules provisioned by the PCF in the request cannot be installed/activated. It is used to inform the PCF that the request failed, and should not be attempted again. (NOTE)   |
| PCC_QOS_FLOW_EVENT   | 400 Bad Request  | The HTTP request is rejected because for some reason all the PCC rules provisioned by the PCF in the request cannot be enforced or modified successfully in a network initiated procedure. It is used to inform the PCF that the request could not be satisfied at the time it was received, but may be able to satisfy the request in the future. (NOTE)   |
| UE_STATUS_SUSPEND    | 400 Bad Request  | The HTTP request is rejected because the UE's status is suspended and the policy decisions received from the PCF cannot be enforced by the SMF. Applicable only to functionality introduced with the PolicyUpdateWhenUESuspends feature as described in subclause 5.8. (NOTE)   |
| RULE_PERMANENT_ERROR | 400 Bad Request  | The HTTP request is rejected because all the PCC rules and/or session rules provisioned by the PCF in the request cannot be installed/activated. It is used to inform the PCF that the request failed, and should not be attempted again. Applicable only to functionality introduced with the SessionRuleErrorHandling feature as described in subclause 5.8. (NOTE)   |
| RULE_TEMPORARY_ERROR | 400 Bad Request  | The HTTP request is rejected because for some reason all the PCC rules and/or session rules provisioned by the PCF in the request cannot be enforced or modified successfully in a network initiated procedure. It is used to inform the PCF that the request could not be satisfied at the time it was received, but may be able to satisfy the request in the future. Applicable only to functionality introduced with the SessionRuleErrorHandling feature as described in subclause 5.8. (NOTE) |
| PENDING_TRANSACTION  | 400 Bad Request  | This error shall be used when the PendingTransaction feature is supported and the SMF receives an incoming request on a policy association while it has an ongoing transaction on the same policy association and cannot handle the request as described in subclause 9.2 of 3GPP TS 29.513 [7]. (NOTE)   |
| NOTE:                | These application errors are used by the UpdateNotify service operation (see subclause 4.2.3.2) and included in the responses to the POST request. |   |

## 5.8 Feature negotiation

The optional features in table 5.8-1 are defined for the Npcf\_SMPolicyControl API. They shall be negotiated using the extensibility mechanism defined in subclause 6.6 of 3GPP TS 29.500 [4].

**Table 5.8-1: Supported Features**

| Feature number | Feature Name                  | Description   |
|----------------|-------------------------------|---|
| 1              | TSC                           | This feature indicates support for traffic steering control in the (S)Gi-LAN or routing of the user traffic to a local Data Network identified by the DNAI per AF request. If the SMF supports this feature, the PCF shall behave as described in subclause 4.2.6.2.20. |
| 2              | ResShare                      | This feature indicates the support of service data flows that share resources. If the SMF supports this feature, the PCF shall behave as described in subclause 4.2.6.2.8.  |
| 3              | 3GPP-PS-Data-Off              | This feature indicates the support of 3GPP PS Data off status change reporting.   |
| 4              | ADC                           | This feature indicates the support of application detection and control.  |
| 5              | UMC                           | Indicates that the usage monitoring control is supported.   |
| 6              | NetLoc                        | This feature indicates the support of the Access Network Information Reporting for 5GS.   |
| 7              | RAN-NAS-Cause                 | This feature indicates the support for the detailed release cause code information from the access network.   |
| 8              | ProvAFsignalFlow              | This feature indicates support for the feature of IMS Restoration as described in subclause 4.2.3.17. If SMF supports this feature the PCF may provision AF signalling IP flow information.   |
| 9              | PCSCF-Restoration-Enhancement | This feature indicates support of P-CSCF Restoration Enhancement. It is used for the SMF to indicate if it supports P-CSCF Restoration Enhancement.   |
| 10             | PRA                           | This feature indicates the support of presence reporting area change reporting.   |
| 11             | RuleVersioning                | This feature indicates the support of PCC rule versioning as defined in subclause 4.2.6.7.  |
| 12             | SponsoredConnectivity         | This feature indicates support for sponsored data connectivity feature. If the SMF supports this feature, the PCF may authorize sponsored data connectivity to the subscriber.  |
| 13             | RAN-Support-Info              | This feature indicates the support of maximum packet loss rate value(s) for uplink and/or downlink voice service data flow(s).  |
| 14             | PolicyUpdateWhenUESuspends    | This feature indicates the support of report when the UE is suspended and then resumed from suspend state. Only applicable to the interworking scenario as defined in Annex B.  |
| 15             | AccessTypeCondition           | This feature indicates the support of access type conditioned authorized session AMBR as defined in subclause 4.2.6.3.2.4.  |
| 16             | MultiIpv6AddrPrefix           | This feature indicates the support of multiple Ipv6 address prefixes reporting.   |
| 17             | SessionRuleErrorHandling      | This feature indicates the support of session rule error handling.  |
| 18             | DN-Authorization              | This feature indicates the support of DN-AAA authorization data for policy control.   |
| 19             | ATSSS                         | This feature indicates the support of the access traffic switching, steering and splitting functionality as defined in subclauses 4.2.6.2.17 and 4.2.6.3.4.   |
| 20             | PendingTransaction            | This feature indicates support for the race condition handling as defined in 3GPP TS 29.513 [7].  |
| 21             | URLLC                         | This feature indicates support of Ultra-Reliable Low-Latency Communication (URLLC) requirements, i.e. AF application relocation acknowledgement requirement and UE address(es) preservation. The TSC feature shall be supported in order to support this feature.       |
| 22             | MacAddressRange               | Indicates the support of a set of MAC addresses with a specific range in the traffic filter.  |
| 23             | WWC                           | Indicates support of wireless and wireline convergence access as defined in annex C.  |
| 24             | QosMonitoring                 | Indicates support of QoS monitoring as defined in subclause 4.2.3.25 and 4.2.4.24.  |
| 25             | AuthorizationWithRequiredQoS  | Indicates support of policy authorization for the AF session with required QoS as defined in subclause 4.2.3.22.  |

|    |                                |  |
|----|--------------------------------|--|
| 26 | EnhancedBackgroundDataTransfer | Indicates the support of applying the Background Data Transfer Policy to a future PDU session.   |
| 27 | AF_Charging_Identifier         | Indicates the support of long character strings as charging identifiers.   |
| 28 | PDUSessionRelCause             | Indicates the support of PDU session release cause.  |
| 29 | SamePcf                        | This feature indicates the support of same PCF selection for the parameter's combination.  |
| 30 | ADCmultiRedirection            | This feature indicates support for multiple redirection information in application detection and control. It requires the support of ADC feature.  |
| 31 | RespBasedSessionRel            | Indicates support of handling PDU session termination functionality as defined in subclause 4.2.4.22.  |
| 32 | TimeSensitiveNetworking        | Indicates that the 5G System is integrated within the external network as a TSN bridge.  |
| 33 | EMDBV                          | This feature indicates the support of the ExtMaxDataBurstVol data type defined in 3GPP TS 29.571 [11]. The use of this data type is specified in subclause 4.2.2.1.                                      |
| 34 | DNNSelectionMode               | This feature indicates the support of DNN selection mode.  |
| 35 | EPSFallbackReport              | This feature indicates the support of the report of EPS Fallback as defined in subclauses B.3.3.2 and B.3.4.6.   |
| 36 | PolicyDecisionErrorHandling    | This feature indicates the support of the error report of the policy decision and/or condition data which is not referred by any PCC rule or session rule as defined in subclause 4.2.3.26 and 4.2.4.26. |
| 37 | DDNEventPolicyControl          | This feature indicates the support for policy control in the case of DDN Failure and Delivery Status events as defined in subclause 4.2.4.27.  |
| 38 | ReallocationOfCredit           | This feature indicates the support of notifications of reallocation of credit.   |

## 5.9 Security

As indicated in 3GPP TS 33.501 [27], the access to the Npcf\_SMPolicyControl API shall be authorized by means of the OAuth2 protocol (see IETF RFC 6749 [28]), using the "Client Credentials" authorization grant, where the NRF (see 3GPP TS 29.510 [29]) plays the role of the authorization server.

An NF Service Consumer, prior to consuming services offered by the Npcf\_SMPolicyControl API, shall obtain a "token" from the authorization server, by invoking the Access Token Request service, as described in 3GPP TS 29.510 [29], subclause 5.4.2.2.

**NOTE:** When multiple NRFs are deployed in a network, the NRF used as authorization server is the same NRF that the NF Service Consumer used for discovering the Npcf\_SMPolicyControl service.

The Npcf\_SMPolicyControl API defines a single scope "npcf-smpolicycontrol" for OAuth2 authorization (as specified in 3GPP TS 33.501 [27]) for the entire API, and it does not define any additional scopes at resource or operation level.



# Annex A (normative): OpenAPI specification

## A.1 General

The present Annex contains an OpenAPI [10] specification of HTTP messages and content bodies used by the Npcf\_SMPolicyControl API.

This Annex shall take precedence when being discrepant to other parts of the specification with respect to the encoding of information elements and methods within the API.

NOTE 1: The semantics and procedures, as well as conditions, e.g. for the applicability and allowed combinations of attributes or values, not expressed in the OpenAPI definitions but defined in other parts of the specification also apply.

Informative copies of the OpenAPI specification file contained in this 3GPP Technical Specification are available on a Git-based repository hosted in ETSI Forge, that uses the GitLab software version control system (see clause 5B of the 3GPP TR 21.900 [38] and subclause 5.3.1 of the 3GPP TS 29.501 [5] for further information).

## A.2 Npcf\_SMPolicyControl API

```

openapi: 3.0.0
info:
  title: Npcf_SMPolicyControl API
  version: 1.1.1
  description: |
    Session Management Policy Control Service
    © 2020, 3GPP Organizational Partners (ARIB, ATIS, CCSA, ETSI, TSDSI, TTA, TTC).
    All rights reserved.
externalDocs:
  description: 3GPP TS 29.512 V16.5.0; 5G System; Session Management Policy Control Service.
  url: 'http://www.3gpp.org/ftp/Specs/archive/29_series/29.512/'
security:
  - {}
  - oAuth2Clientcredentials:
    - npcf-smpolicycontrol
servers:
  - url: '{apiRoot}/npcf-smpolicycontrol/v1'
    variables:
      apiRoot:
        default: https://example.com
        description: apiRoot as defined in subclause 4.4 of 3GPP TS 29.501
paths:
  /sm-policies:
    post:
      summary: Create a new Individual SM Policy
      operationId: CreateSMPolicy
      tags:
        - SM Policies (Collection)
      requestBody:
        required: true
        content:
          application/json:
            schema:
              $ref: '#/components/schemas/SmPolicyContextData'
      responses:
        '201':
          description: Created
          content:
            application/json:
              schema:
                $ref: '#/components/schemas/SmPolicyDecision'
          headers:
            Location:
              description: 'Contains the URI of the newly created resource'
              required: true
              schema:

```

```

    type: string
  '308':
    description: Permanent Redirect
    headers:
      Location:
        description: 'Contains the URI of the PCF within the existing PCF binding information
stored in the BSF for the same UE ID, S-NSSAI and DNN combination '
        required: true
        schema:
          type: string
  '400':
    $ref: 'TS29571_CommonData.yaml#/components/responses/400'
  '401':
    $ref: 'TS29571_CommonData.yaml#/components/responses/401'
  '403':
    $ref: 'TS29571_CommonData.yaml#/components/responses/403'
  '404':
    description: Not Found
  '411':
    $ref: 'TS29571_CommonData.yaml#/components/responses/411'
  '413':
    $ref: 'TS29571_CommonData.yaml#/components/responses/413'
  '415':
    $ref: 'TS29571_CommonData.yaml#/components/responses/415'
  '429':
    $ref: 'TS29571_CommonData.yaml#/components/responses/429'
  '500':
    $ref: 'TS29571_CommonData.yaml#/components/responses/500'
  '503':
    $ref: 'TS29571_CommonData.yaml#/components/responses/503'
default:
  $ref: 'TS29571_CommonData.yaml#/components/responses/default'
callbacks:
  SmPolicyUpdateNotification:
    '{$request.body#/notificationUri}/update':
      post:
        requestBody:
          required: true
          content:
            application/json:
              schema:
                $ref: '#/components/schemas/SmPolicyNotification'
        responses:
          '200':
            description: OK. The current applicable values corresponding to the policy control
request trigger is reported
            content:
              application/json:
                schema:
                  oneOf:
                    - $ref: '#/components/schemas/UECampingRep'
                    - type: array
                      items:
                        $ref: '#/components/schemas/PartialSuccessReport'
                      minItems: 1
                    - type: array
                      items:
                        $ref: '#/components/schemas/PolicyDecisionFailureCode'
                      minItems: 1
          '204':
            description: No Content, Notification was succesfull
          '400':
            description: Bad Request.
            content:
              application/json:
                schema:
                  $ref: '#/components/schemas/ErrorResponse'
          '401':
            $ref: 'TS29571_CommonData.yaml#/components/responses/401'
          '403':
            $ref: 'TS29571_CommonData.yaml#/components/responses/403'
          '404':
            $ref: 'TS29571_CommonData.yaml#/components/responses/404'
          '411':
            $ref: 'TS29571_CommonData.yaml#/components/responses/411'
          '413':
            $ref: 'TS29571_CommonData.yaml#/components/responses/413'
          '415':

```

```

    $ref: 'TS29571_CommonData.yaml#/components/responses/415'
  '429':
    $ref: 'TS29571_CommonData.yaml#/components/responses/429'
  '500':
    $ref: 'TS29571_CommonData.yaml#/components/responses/500'
  '503':
    $ref: 'TS29571_CommonData.yaml#/components/responses/503'
  default:
    $ref: 'TS29571_CommonData.yaml#/components/responses/default'
SmPolicyControlTerminationRequestNotification:
  '{$request.body#/notificationUri}/terminate':
    post:
      requestBody:
        required: true
        content:
          application/json:
            schema:
              $ref: '#/components/schemas/TerminationNotification'
      responses:
        '204':
          description: No Content, Notification was succesful
        '400':
          $ref: 'TS29571_CommonData.yaml#/components/responses/400'
        '401':
          $ref: 'TS29571_CommonData.yaml#/components/responses/401'
        '403':
          $ref: 'TS29571_CommonData.yaml#/components/responses/403'
        '404':
          $ref: 'TS29571_CommonData.yaml#/components/responses/404'
        '411':
          $ref: 'TS29571_CommonData.yaml#/components/responses/411'
        '413':
          $ref: 'TS29571_CommonData.yaml#/components/responses/413'
        '415':
          $ref: 'TS29571_CommonData.yaml#/components/responses/415'
        '429':
          $ref: 'TS29571_CommonData.yaml#/components/responses/429'
        '500':
          $ref: 'TS29571_CommonData.yaml#/components/responses/500'
        '503':
          $ref: 'TS29571_CommonData.yaml#/components/responses/503'
        default:
          $ref: 'TS29571_CommonData.yaml#/components/responses/default'
/smpolicies/{smPolicyId}:
  get:
    summary: Read an Individual SM Policy
    operationId: GetSMPolicy
    tags:
      - Individual SM Policy (Document)
    parameters:
      - name: smPolicyId
        in: path
        description: Identifier of a policy association
        required: true
        schema:
          type: string
    responses:
      '200':
        description: OK. Resource representation is returned
        content:
          application/json:
            schema:
              $ref: '#/components/schemas/SmPolicyControl'
      '400':
        $ref: 'TS29571_CommonData.yaml#/components/responses/400'
      '401':
        $ref: 'TS29571_CommonData.yaml#/components/responses/401'
      '403':
        $ref: 'TS29571_CommonData.yaml#/components/responses/403'
      '404':
        $ref: 'TS29571_CommonData.yaml#/components/responses/404'
      '406':
        $ref: 'TS29571_CommonData.yaml#/components/responses/406'
      '429':
        $ref: 'TS29571_CommonData.yaml#/components/responses/429'
      '500':
        $ref: 'TS29571_CommonData.yaml#/components/responses/500'
      '503':

```

```

    $ref: 'TS29571_CommonData.yaml#/components/responses/503'
  default:
    $ref: 'TS29571_CommonData.yaml#/components/responses/default'
/sm-policies/{smPolicyId}/update:
  post:
    summary: Update an existing Individual SM Policy
    operationId: UpdateSMPolicy
    tags:
      - Individual SM Policy (Document)
    requestBody:
      required: true
      content:
        application/json:
          schema:
            $ref: '#/components/schemas/SmPolicyUpdateContextData'
    parameters:
      - name: smPolicyId
        in: path
        description: Identifier of a policy association
        required: true
        schema:
          type: string
    responses:
      '200':
        description: OK. Updated policies are returned
        content:
          application/json:
            schema:
              $ref: '#/components/schemas/SmPolicyDecision'
      '400':
        $ref: 'TS29571_CommonData.yaml#/components/responses/400'
      '401':
        $ref: 'TS29571_CommonData.yaml#/components/responses/401'
      '403':
        $ref: 'TS29571_CommonData.yaml#/components/responses/403'
      '404':
        $ref: 'TS29571_CommonData.yaml#/components/responses/404'
      '411':
        $ref: 'TS29571_CommonData.yaml#/components/responses/411'
      '413':
        $ref: 'TS29571_CommonData.yaml#/components/responses/413'
      '415':
        $ref: 'TS29571_CommonData.yaml#/components/responses/415'
      '429':
        $ref: 'TS29571_CommonData.yaml#/components/responses/429'
      '500':
        $ref: 'TS29571_CommonData.yaml#/components/responses/500'
      '503':
        $ref: 'TS29571_CommonData.yaml#/components/responses/503'
  default:
    $ref: 'TS29571_CommonData.yaml#/components/responses/default'
/sm-policies/{smPolicyId}/delete:
  post:
    summary: Delete an existing Individual SM Policy
    operationId: DeleteSMPolicy
    tags:
      - Individual SM Policy (Document)
    requestBody:
      required: true
      content:
        application/json:
          schema:
            $ref: '#/components/schemas/SmPolicyDeleteData'
    parameters:
      - name: smPolicyId
        in: path
        description: Identifier of a policy association
        required: true
        schema:
          type: string
    responses:
      '204':
        description: No content
      '400':
        $ref: 'TS29571_CommonData.yaml#/components/responses/400'
      '401':
        $ref: 'TS29571_CommonData.yaml#/components/responses/401'
      '403':

```

```

    $ref: 'TS29571_CommonData.yaml#/components/responses/403'
  '404':
    $ref: 'TS29571_CommonData.yaml#/components/responses/404'
  '411':
    $ref: 'TS29571_CommonData.yaml#/components/responses/411'
  '413':
    $ref: 'TS29571_CommonData.yaml#/components/responses/413'
  '415':
    $ref: 'TS29571_CommonData.yaml#/components/responses/415'
  '429':
    $ref: 'TS29571_CommonData.yaml#/components/responses/429'
  '500':
    $ref: 'TS29571_CommonData.yaml#/components/responses/500'
  '503':
    $ref: 'TS29571_CommonData.yaml#/components/responses/503'
  default:
    $ref: 'TS29571_CommonData.yaml#/components/responses/default'
components:
  securitySchemes:
    oAuth2Clientcredentials:
      type: oauth2
      flows:
        clientCredentials:
          tokenUrl: '{nrfApiRoot}/oauth2/token'
          scopes:
            npcf-smpolicycontrol: Access to the Npcf_SMPolicyControl API
  schemas:
    SmPolicyControl:
      type: object
      properties:
        context:
          $ref: '#/components/schemas/SmPolicyContextData'
        policy:
          $ref: '#/components/schemas/SmPolicyDecision'
      required:
        - context
        - policy
    SmPolicyContextData:
      type: object
      properties:
        accNetChId:
          $ref: '#/components/schemas/AccNetChId'
        chargEntityAddr:
          $ref: '#/components/schemas/AccNetChargingAddress'
        gpsi:
          $ref: 'TS29571_CommonData.yaml#/components/schemas/Gpsi'
        supi:
          $ref: 'TS29571_CommonData.yaml#/components/schemas/Supi'
        interGrpIds:
          type: array
          items:
            $ref: 'TS29571_CommonData.yaml#/components/schemas/GroupId'
          minItems: 1
        pduSessionId:
          $ref: 'TS29571_CommonData.yaml#/components/schemas/PduSessionId'
        pduSessionType:
          $ref: 'TS29571_CommonData.yaml#/components/schemas/PduSessionType'
        chargingcharacteristics:
          type: string
        dnn:
          $ref: 'TS29571_CommonData.yaml#/components/schemas/Dnn'
        dnnSelMode:
          $ref: 'TS29502_Nsmf_PDUSession.yaml#/components/schemas/DnnSelectionMode'
        notificationUri:
          $ref: 'TS29571_CommonData.yaml#/components/schemas/Uri'
        accessType:
          $ref: 'TS29571_CommonData.yaml#/components/schemas/AccessType'
        ratType:
          $ref: 'TS29571_CommonData.yaml#/components/schemas/RatType'
        addAccessInfo:
          $ref: '#/components/schemas/AdditionalAccessInfo'
        servingNetwork:
          $ref: 'TS29571_CommonData.yaml#/components/schemas/PlmnIdNid'
        userLocationInfo:
          $ref: 'TS29571_CommonData.yaml#/components/schemas/UserLocation'
        ueTimeZone:
          $ref: 'TS29571_CommonData.yaml#/components/schemas/TimeZone'
        pei:

```

```

    $ref: 'TS29571_CommonData.yaml#/components/schemas/Pei'
  ipv4Address:
    $ref: 'TS29571_CommonData.yaml#/components/schemas/Ipv4Addr'
  ipv6AddressPrefix:
    $ref: 'TS29571_CommonData.yaml#/components/schemas/Ipv6Prefix'
  ipDomain:
    type: string
    description: Indicates the IPv4 address domain
  subsSessAmbr:
    $ref: 'TS29571_CommonData.yaml#/components/schemas/Ambr'
  authProfIndex:
    type: string
    description: Indicates the DN-AAA authorization profile index
  subsDefQos:
    $ref: 'TS29571_CommonData.yaml#/components/schemas/SubscribedDefaultQos'
  numOfPackFilter:
    type: integer
    description: Contains the number of supported packet filter for signalled QoS rules.
  online:
    type: boolean
    description: If it is included and set to true, the online charging is applied to the PDU
session.
  offline:
    type: boolean
    description: If it is included and set to true, the offline charging is applied to the PDU
session.
  3gppPsDataOffStatus:
    type: boolean
    description: If it is included and set to true, the 3GPP PS Data Off is activated by the
UE.
  refQosIndication:
    type: boolean
    description: If it is included and set to true, the reflective QoS is supported by the UE.
  traceReq:
    $ref: 'TS29571_CommonData.yaml#/components/schemas/TraceData'
  sliceInfo:
    $ref: 'TS29571_CommonData.yaml#/components/schemas/Snssai'
  qosFlowUsage:
    $ref: '#/components/schemas/QosFlowUsage'
  servNfId:
    $ref: '#/components/schemas/ServingNfIdentity'
  suppFeat:
    $ref: 'TS29571_CommonData.yaml#/components/schemas/SupportedFeatures'
  smfId:
    $ref: 'TS29571_CommonData.yaml#/components/schemas/NfInstanceId'
  recoveryTime:
    $ref: 'TS29571_CommonData.yaml#/components/schemas/DateTime'
  maPduInd:
    $ref: '#/components/schemas/MaPduIndication'
  atsssCapab:
    $ref: '#/components/schemas/AtsssCapability'
  ipv4FrameRouteList:
    type: array
    items:
      $ref: 'TS29571_CommonData.yaml#/components/schemas/Ipv4AddrMask'
    minItems: 1
  ipv6FrameRouteList:
    type: array
    items:
      $ref: 'TS29571_CommonData.yaml#/components/schemas/Ipv6Prefix'
    minItems: 1
  required:
    - supi
    - pduSessionId
    - pduSessionType
    - dnn
    - notificationUri
    - sliceInfo
  SmPolicyDecision:
    type: object
    properties:
      sessRules:
        type: object
        additionalProperties:
          $ref: '#/components/schemas/SessionRule'
        minProperties: 1
        description: A map of Sessionrules with the content being the SessionRule as described in
subclause 5.6.2.7.

```

```

pccRules:
  type: object
  additionalProperties:
    $ref: '#/components/schemas/PccRule'
  minProperties: 1
  description: A map of PCC rules with the content being the PCCRule as described in
subclause 5.6.2.6.
  nullable: true
pcscfRestIndication:
  type: boolean
  description: If it is included and set to true, it indicates the P-CSCF Restoration is
requested.
qosDecls:
  type: object
  additionalProperties:
    $ref: '#/components/schemas/QosData'
  minProperties: 1
  description: Map of QoS data policy decisions.
chgDecls:
  type: object
  additionalProperties:
    $ref: '#/components/schemas/ChargingData'
  minProperties: 1
  description: Map of Charging data policy decisions.
  nullable: true
chargingInfo:
  $ref: '#/components/schemas/ChargingInformation'
traffContDecls:
  type: object
  additionalProperties:
    $ref: '#/components/schemas/TrafficControlData'
  minProperties: 1
  description: Map of Traffic Control data policy decisions.
umDecls:
  type: object
  additionalProperties:
    $ref: '#/components/schemas/UsageMonitoringData'
  minProperties: 1
  description: Map of Usage Monitoring data policy decisions.
  nullable: true
qosChars:
  type: object
  additionalProperties:
    $ref: '#/components/schemas/QosCharacteristics'
  minProperties: 1
  description: Map of QoS characteristics for non standard 5QIs. This map uses the 5QI
values as keys.
qosMonDecls:
  type: object
  additionalProperties:
    $ref: '#/components/schemas/QosMonitoringData'
  minProperties: 1
  description: Map of QoS Monitoring data policy decisions.
  nullable: true
reflectiveQoSTimer:
  $ref: 'TS29571_CommonData.yaml#/components/schemas/DurationSec'
conds:
  type: object
  additionalProperties:
    $ref: '#/components/schemas/ConditionData'
  minProperties: 1
  description: A map of condition data with the content being as described in subclause
5.6.2.9.
  nullable: true
revalidationTime:
  $ref: 'TS29571_CommonData.yaml#/components/schemas/DateTime'
offline:
  type: boolean
  description: Indicates the offline charging is applicable to the PDU session when it is
included and set to true.
online:
  type: boolean
  description: Indicates the online charging is applicable to the PDU session when it is
included and set to true.
policyCtrlReqTriggers:
  type: array
  items:
    $ref: '#/components/schemas/PolicyControlRequestTrigger'

```

```

    minItems: 1
    description: Defines the policy control request triggers subscribed by the PCF.
    nullable: true
  lastReqRuleData:
    type: array
    items:
      $ref: '#/components/schemas/RequestedRuleData'
    minItems: 1
    description: Defines the last list of rule control data requested by the PCF.
  lastReqUsageData:
    $ref: '#/components/schemas/RequestedUsageData'
  praInfos:
    type: object
    additionalProperties:
      $ref: 'TS29571_CommonData.yaml#/components/schemas/PresenceInfoRm'
    minProperties: 1
    description: Map of PRA information.
    nullable: true
  ipv4Index:
    $ref: 'TS29519_Policy_Data.yaml#/components/schemas/IpIndex'
  ipv6Index:
    $ref: 'TS29519_Policy_Data.yaml#/components/schemas/IpIndex'
  qosFlowUsage:
    $ref: '#/components/schemas/QosFlowUsage'
  relCause:
    $ref: '#/components/schemas/SmPolicyAssociationReleaseCause'
  suppFeat:
    $ref: 'TS29571_CommonData.yaml#/components/schemas/SupportedFeatures'
  tsnBridgeManCont:
    $ref: '#/components/schemas/BridgeManagementContainer'
  tsnPortManContDstt:
    $ref: '#/components/schemas/PortManagementContainer'
  tsnPortManContNwtts:
    type: array
    items:
      $ref: '#/components/schemas/PortManagementContainer'
    minItems: 1
  SmPolicyNotification:
    type: object
    properties:
      resourceUri:
        $ref: 'TS29571_CommonData.yaml#/components/schemas/Uri'
      smPolicyDecision:
        $ref: '#/components/schemas/SmPolicyDecision'
  PccRule:
    type: object
    properties:
      flowInfos:
        type: array
        items:
          $ref: '#/components/schemas/FlowInformation'
        minItems: 1
        description: An array of IP flow packet filter information.
      appId:
        type: string
        description: A reference to the application detection filter configured at the UPF.
      appDescriptor:
        $ref: '#/components/schemas/ApplicationDescriptor'
      contVer:
        $ref: 'TS29514_Npcf_PolicyAuthorization.yaml#/components/schemas/ContentVersion'
      pccRuleId:
        type: string
        description: Univocally identifies the PCC rule within a PDU session.
      precedence:
        $ref: 'TS29571_CommonData.yaml#/components/schemas/Uinteger'
      afSigProtocol:
        $ref: '#/components/schemas/AfSigProtocol'
      appReloc:
        type: boolean
        description: Indication of application relocation possibility.
      refQosData:
        type: array
        items:
          type: string
        minItems: 1
        maxItems: 1
        description: A reference to the QoSData policy type decision type. It is the qosId
described in subclause 5.6.2.8.

```



```

    refAltQosParams:
      type: array
      items:
        type: string
      minItems: 1
      description: A Reference to the QoS Data policy decision type for the Alternative QoS
parameter sets of the service data flow.
    refTcData:
      type: array
      items:
        type: string
      minItems: 1
      maxItems: 1
      description: A reference to the TrafficControlData policy decision type. It is the tcId
described in subclause 5.6.2.10.
    refChgData:
      type: array
      items:
        type: string
      minItems: 1
      maxItems: 1
      description: A reference to the ChargingData policy decision type. It is the chgId
described in subclause 5.6.2.11.
      nullable: true
    refChgN3gData:
      type: array
      items:
        type: string
      minItems: 1
      maxItems: 1
      description: A reference to the ChargingData policy decision type only applicable to Non-
3GPP access if "ATSSS" feature is supported. It is the chgId described in subclause 5.6.2.11.
      nullable: true
    refUmData:
      type: array
      items:
        type: string
      minItems: 1
      maxItems: 1
      description: A reference to UsageMonitoringData policy decision type. It is the umId
described in subclause 5.6.2.12.
      nullable: true
    refUmN3gData:
      type: array
      items:
        type: string
      minItems: 1
      maxItems: 1
      description: A reference to UsageMonitoringData policy decision type only applicable to
Non-3GPP access if "ATSSS" feature is supported. It is the umId described in subclause 5.6.2.12.
      nullable: true
    refCondData:
      type: string
      description: A reference to the condition data. It is the condId described in subclause
5.6.2.9.
      nullable: true
    refQosMon:
      type: array
      items:
        type: string
      minItems: 1
      maxItems: 1
      description: A reference to the QosMonitoringData policy type decision type. It is the
qmId described in subclause 5.6.2.40.
      nullable: true
    addrPreseInd:
      type: boolean
      nullable: true
    tscaiInputDl:
      $ref: 'TS29514_Npcf_PolicyAuthorization.yaml#/components/schemas/TscaiInputContainer'
    tscaiInputUl:
      $ref: 'TS29514_Npcf_PolicyAuthorization.yaml#/components/schemas/TscaiInputContainer'
  required:
    - pccRuleId
  nullable: true
  SessionRule:
    type: object
  properties:

```

```

authSessAmbr:
  $ref: 'TS29571_CommonData.yaml#/components/schemas/Ambr'
authDefQos:
  $ref: '#/components/schemas/AuthorizedDefaultQos'
sessRuleId:
  type: string
  description: Univocally identifies the session rule within a PDU session.
refUmData:
  type: string
  description: A reference to UsageMonitoringData policy decision type. It is the umId
described in subclause 5.6.2.12.
  nullable: true
refUmN3gData:
  type: string
  description: A reference to UsageMonitoringData policy decision type to apply for Non-3GPP
access. It is the umId described in subclause 5.6.2.12.
  nullable: true
refCondData:
  type: string
  description: A reference to the condition data. It is the condId described in subclause
5.6.2.9.
  nullable: true
required:
  - sessRuleId
nullable: true
QosData:
  type: object
  properties:
    qosId:
      type: string
      description: Univocally identifies the QoS control policy data within a PDU session.
    5qi:
      $ref: 'TS29571_CommonData.yaml#/components/schemas/5Qi'
    maxbrUl:
      $ref: 'TS29571_CommonData.yaml#/components/schemas/BitRateRm'
    maxbrDl:
      $ref: 'TS29571_CommonData.yaml#/components/schemas/BitRateRm'
    gbrUl:
      $ref: 'TS29571_CommonData.yaml#/components/schemas/BitRateRm'
    gbrDl:
      $ref: 'TS29571_CommonData.yaml#/components/schemas/BitRateRm'
    arp:
      $ref: 'TS29571_CommonData.yaml#/components/schemas/Arp'
    qnc:
      type: boolean
      description: Indicates whether notifications are requested from 3GPP NG-RAN when the GFBR
can no longer (or again) be guaranteed for a QoS Flow during the lifetime of the QoS Flow.
    priorityLevel:
      $ref: 'TS29571_CommonData.yaml#/components/schemas/5QiPriorityLevelRm'
    averWindow:
      $ref: 'TS29571_CommonData.yaml#/components/schemas/AverWindowRm'
    maxDataBurstVol:
      $ref: 'TS29571_CommonData.yaml#/components/schemas/MaxDataBurstVolRm'
    reflectiveQos:
      type: boolean
      description: Indicates whether the QoS information is reflective for the corresponding
service data flow.
    sharingKeyDl:
      type: string
      description: Indicates, by containing the same value, what PCC rules may share resource in
downlink direction.
    sharingKeyUl:
      type: string
      description: Indicates, by containing the same value, what PCC rules may share resource in
uplink direction.
    maxPacketLossRateDl:
      $ref: 'TS29571_CommonData.yaml#/components/schemas/PacketLossRateRm'
    maxPacketLossRateUl:
      $ref: 'TS29571_CommonData.yaml#/components/schemas/PacketLossRateRm'
    defQosFlowIndication:
      type: boolean
      description: Indicates that the dynamic PCC rule shall always have its binding with the
QoS Flow associated with the default QoS rule
    extMaxDataBurstVol:
      $ref: 'TS29571_CommonData.yaml#/components/schemas/ExtMaxDataBurstVolRm'
  required:
    - qosId
  nullable: true

```

```

ConditionData:
  type: object
  properties:
    condId:
      type: string
      description: Uniquely identifies the condition data within a PDU session.
    activationTime:
      $ref: 'TS29571_CommonData.yaml#/components/schemas/DateTimeRm'
    deactivationTime:
      $ref: 'TS29571_CommonData.yaml#/components/schemas/DateTimeRm'
    accessType:
      $ref: 'TS29571_CommonData.yaml#/components/schemas/AccessType'
    ratType:
      $ref: 'TS29571_CommonData.yaml#/components/schemas/RatType'
  required:
    - condId
  nullable: true
TrafficControlData:
  type: object
  properties:
    tcId:
      type: string
      description: Univocally identifies the traffic control policy data within a PDU session.
    flowStatus:
      $ref: 'TS29514_Npcf_PolicyAuthorization.yaml#/components/schemas/FlowStatus'
    redirectInfo:
      $ref: '#/components/schemas/RedirectInformation'
    addRedirectInfo:
      type: array
      items:
        $ref: '#/components/schemas/RedirectInformation'
      minItems: 1
    muteNotif:
      type: boolean
      description: Indicates whether applicat'on's start or stop notification is to be muted.
    trafficSteeringPolIdDl:
      type: string
      description: Reference to a pre-configured traffic steering policy for downlink traffic at
the SMF.
      nullable: true
    trafficSteeringPolIdUl:
      type: string
      description: Reference to a pre-configured traffic steering policy for uplink traffic at
the SMF.
      nullable: true
    routeToLocs:
      type: array
      items:
        $ref: 'TS29571_CommonData.yaml#/components/schemas/RouteToLocation'
      minItems: 1
      description: A list of location which the traffic shall be routed to for the AF request
    traffCorreInd:
      type: boolean
    upPathChgEvent:
      $ref: '#/components/schemas/UpPathChgEvent'
    steerFun:
      $ref: '#/components/schemas/SteeringFunctionality'
    steerModeDl:
      $ref: '#/components/schemas/SteeringMode'
    steerModeUl:
      $ref: '#/components/schemas/SteeringMode'
    mulAccCtrl:
      $ref: '#/components/schemas/MulticastAccessControl'
  required:
    - tcId
  nullable: true
ChargingData:
  type: object
  properties:
    chgId:
      type: string
      description: Univocally identifies the charging control policy data within a PDU session.
    meteringMethod:
      $ref: '#/components/schemas/MeteringMethod'
    offline:
      type: boolean
      description: Indicates the offline charging is applicable to the PCC rule when it is
included and set to true.

```

```

    online:
      type: boolean
      description: Indicates the online charging is applicable to the PCC rule when it is
included and set to true.
    sdfHandl:
      type: boolean
      description: Indicates whether the service data flow is allowed to start while the SMF is
waiting for the response to the credit request.
    ratingGroup:
      $ref: 'TS29571_CommonData.yaml#/components/schemas/RatingGroup'
    reportingLevel:
      $ref: '#/components/schemas/ReportingLevel'
    serviceId:
      $ref: 'TS29571_CommonData.yaml#/components/schemas/ServiceId'
    sponsorId:
      type: string
      description: Indicates the sponsor identity.
    appSvcProvId:
      type: string
      description: Indicates the application service provider identity.
    afChargingIdentifier:
      $ref: 'TS29571_CommonData.yaml#/components/schemas/ChargingId'
    afChargId:
      $ref: 'TS29571_CommonData.yaml#/components/schemas/ApplicationChargingId'
  required:
  - chgId
  nullable: true
UsageMonitoringData:
  type: object
  properties:
    umId:
      type: string
      description: Univocally identifies the usage monitoring policy data within a PDU session.
    volumeThreshold:
      $ref: 'TS29122_CommonData.yaml#/components/schemas/VolumeRm'
    volumeThresholdUplink:
      $ref: 'TS29122_CommonData.yaml#/components/schemas/VolumeRm'
    volumeThresholdDownlink:
      $ref: 'TS29122_CommonData.yaml#/components/schemas/VolumeRm'
    timeThreshold:
      $ref: 'TS29571_CommonData.yaml#/components/schemas/DurationSecRm'
    monitoringTime:
      $ref: 'TS29571_CommonData.yaml#/components/schemas/DateTimeRm'
    nextVolThreshold:
      $ref: 'TS29122_CommonData.yaml#/components/schemas/VolumeRm'
    nextVolThresholdUplink:
      $ref: 'TS29122_CommonData.yaml#/components/schemas/VolumeRm'
    nextVolThresholdDownlink:
      $ref: 'TS29122_CommonData.yaml#/components/schemas/VolumeRm'
    nextTimeThreshold:
      $ref: 'TS29571_CommonData.yaml#/components/schemas/DurationSecRm'
    inactivityTime:
      $ref: 'TS29571_CommonData.yaml#/components/schemas/DurationSecRm'
    exUsagePccRuleIds:
      type: array
      items:
        type: string
        minItems: 1
        description: Contains the PCC rule identifier(s) which corresponding service data flow(s)
shall be excluded from PDU Session usage monitoring. It is only included in the UsageMonitoringData
instance for session level usage monitoring.
      nullable: true
  required:
  - umId
  nullable: true
RedirectInformation:
  type: object
  properties:
    redirectEnabled:
      type: boolean
      description: Indicates the redirect is enable.
    redirectAddressType:
      $ref: '#/components/schemas/RedirectAddressType'
    redirectServerAddress:
      type: string
      description: Indicates the address of the redirect server.
FlowInformation:
  type: object

```

```

properties:
  flowDescription:
    $ref: '#/components/schemas/FlowDescription'
  ethFlowDescription:
    $ref: 'TS29514_Npcf_PolicyAuthorization.yaml#/components/schemas/EthFlowDescription'
  packetFilterId:
    type: string
    description: An identifier of packet filter.
  packetFilterUsage:
    type: boolean
    description: The packet shall be sent to the UE.
  tosTrafficClass:
    type: string
    description: Contains the Ipv4 Type-of-Service and mask field or the Ipv6 Traffic-Class
field and mask field.
    nullable: true
  spi:
    type: string
    description: the security parameter index of the IPsec packet.
    nullable: true
  flowLabel:
    type: string
    description: the Ipv6 flow label header field.
    nullable: true
  flowDirection:
    $ref: '#/components/schemas/FlowDirectionRm'
SmPolicyDeleteData:
  type: object
  properties:
    userLocationInfo:
      $ref: 'TS29571_CommonData.yaml#/components/schemas/UserLocation'
    ueTimeZone:
      $ref: 'TS29571_CommonData.yaml#/components/schemas/TimeZone'
    servingNetwork:
      $ref: 'TS29571_CommonData.yaml#/components/schemas/PlmnIdNid'
    userLocationInfoTime:
      $ref: 'TS29571_CommonData.yaml#/components/schemas/DateTime'
    ranNasRelCauses:
      type: array
      items:
        $ref: '#/components/schemas/RanNasRelCause'
      minItems: 1
      description: Contains the RAN and/or NAS release cause.
    accuUsageReports:
      type: array
      items:
        $ref: '#/components/schemas/AccuUsageReport'
      minItems: 1
      description: Contains the usage report
    pduSessRelCause:
      $ref: '#/components/schemas/PduSessionRelCause'
QosCharacteristics:
  type: object
  properties:
    5qi:
      $ref: 'TS29571_CommonData.yaml#/components/schemas/5Qi'
    resourceType:
      $ref: 'TS29571_CommonData.yaml#/components/schemas/QosResourceType'
    priorityLevel:
      $ref: 'TS29571_CommonData.yaml#/components/schemas/5QiPriorityLevel'
    packetDelayBudget:
      $ref: 'TS29571_CommonData.yaml#/components/schemas/PacketDelBudget'
    packetErrorRate:
      $ref: 'TS29571_CommonData.yaml#/components/schemas/PacketErrRate'
    averagingWindow:
      $ref: 'TS29571_CommonData.yaml#/components/schemas/AverWindow'
    maxDataBurstVol:
      $ref: 'TS29571_CommonData.yaml#/components/schemas/MaxDataBurstVol'
    extMaxDataBurstVol:
      $ref: 'TS29571_CommonData.yaml#/components/schemas/ExtMaxDataBurstVol'
  required:
    - 5qi
    - resourceType
    - priorityLevel
    - packetDelayBudget
    - packetErrorRate
ChargingInformation:
  type: object

```

```

properties:
  primaryChfAddress:
    $ref: 'TS29571_CommonData.yaml#/components/schemas/Uri'
  secondaryChfAddress:
    $ref: 'TS29571_CommonData.yaml#/components/schemas/Uri'
  primaryChfSetId:
    $ref: 'TS29571_CommonData.yaml#/components/schemas/NfSetId'
  primaryChfInstanceId:
    $ref: 'TS29571_CommonData.yaml#/components/schemas/NfInstanceId'
  secondaryChfSetId:
    $ref: 'TS29571_CommonData.yaml#/components/schemas/NfSetId'
  secondaryChfInstanceId:
    $ref: 'TS29571_CommonData.yaml#/components/schemas/NfInstanceId'
required:
  - primaryChfAddress
  - secondaryChfAddress
AccuUsageReport:
  type: object
  properties:
    refUmIds:
      type: string
      description: An id referencing UsageMonitoringData objects associated with this usage
report:
  volUsage:
    $ref: 'TS29122_CommonData.yaml#/components/schemas/Volume'
  volUsageUplink:
    $ref: 'TS29122_CommonData.yaml#/components/schemas/Volume'
  volUsageDownlink:
    $ref: 'TS29122_CommonData.yaml#/components/schemas/Volume'
  timeUsage:
    $ref: 'TS29571_CommonData.yaml#/components/schemas/DurationSec'
  nextVolUsage:
    $ref: 'TS29122_CommonData.yaml#/components/schemas/Volume'
  nextVolUsageUplink:
    $ref: 'TS29122_CommonData.yaml#/components/schemas/Volume'
  nextVolUsageDownlink:
    $ref: 'TS29122_CommonData.yaml#/components/schemas/Volume'
  nextTimeUsage:
    $ref: 'TS29571_CommonData.yaml#/components/schemas/DurationSec'
required:
  - refUmIds
SmPolicyUpdateContextData:
  type: object
  properties:
    repPolicyCtrlReqTriggers:
      type: array
      items:
        $ref: '#/components/schemas/PolicyControlRequestTrigger'
      minItems: 1
      description: The policy control request triggers which are met.
    accNetChIds:
      type: array
      items:
        $ref: '#/components/schemas/AccNetChId'
      minItems: 1
      description: Indicates the access network charging identifier for the PCC rule(s) or whole
PDU session.
  accessType:
    $ref: 'TS29571_CommonData.yaml#/components/schemas/AccessType'
  ratType:
    $ref: 'TS29571_CommonData.yaml#/components/schemas/RatType'
  addAccessInfo:
    $ref: '#/components/schemas/AdditionalAccessInfo'
  relAccessInfo:
    $ref: '#/components/schemas/AdditionalAccessInfo'
  servingNetwork:
    $ref: 'TS29571_CommonData.yaml#/components/schemas/PlmnIdNid'
  userLocationInfo:
    $ref: 'TS29571_CommonData.yaml#/components/schemas/UserLocation'
  ueTimeZone:
    $ref: 'TS29571_CommonData.yaml#/components/schemas/TimeZone'
  relIpv4Address:
    $ref: 'TS29571_CommonData.yaml#/components/schemas/Ipv4Addr'
  ipv4Address:
    $ref: 'TS29571_CommonData.yaml#/components/schemas/Ipv4Addr'
  ipDomain:
    type: string
    description: Indicates the IPv4 address domain

```

```

ipv6AddressPrefix:
  $ref: 'TS29571_CommonData.yaml#/components/schemas/Ipv6Prefix'
relIpv6AddressPrefix:
  $ref: 'TS29571_CommonData.yaml#/components/schemas/Ipv6Prefix'
addIpv6AddrPrefixes:
  $ref: 'TS29571_CommonData.yaml#/components/schemas/Ipv6Prefix'
addRelIpv6AddrPrefixes:
  $ref: 'TS29571_CommonData.yaml#/components/schemas/Ipv6Prefix'
relUeMac:
  $ref: 'TS29571_CommonData.yaml#/components/schemas/MacAddr48'
ueMac:
  $ref: 'TS29571_CommonData.yaml#/components/schemas/MacAddr48'
subsSessAmbr:
  $ref: 'TS29571_CommonData.yaml#/components/schemas/Ambr'
authProfIndex:
  type: string
  description: Indicates the DN-AAA authorization profile index
subsDefQos:
  $ref: 'TS29571_CommonData.yaml#/components/schemas/SubscribedDefaultQos'
numOfPackFilter:
  type: integer
  description: Contains the number of supported packet filter for signalled QoS rules.
accuUsageReports:
  type: array
  items:
    $ref: '#/components/schemas/AccuUsageReport'
  minItems: 1
  description: Contains the usage report
3gppPsDataOffStatus:
  type: boolean
  description: If it is included and set to true, the 3GPP PS Data Off is activated by the
UE.
appDetectionInfos:
  type: array
  items:
    $ref: '#/components/schemas/AppDetectionInfo'
  minItems: 1
  description: Report the start/stop of the application traffic and detected SDF
descriptions if applicable.
ruleReports:
  type: array
  items:
    $ref: '#/components/schemas/RuleReport'
  minItems: 1
  description: Used to report the PCC rule failure.
sessRuleReports:
  type: array
  items:
    $ref: '#/components/schemas/SessionRuleReport'
  minItems: 1
  description: Used to report the session rule failure.
qncReports:
  type: array
  items:
    $ref: '#/components/schemas/QosNotificationControlInfo'
  minItems: 1
  description: QoS Notification Control information.
qosMonReports:
  type: array
  items:
    $ref: '#/components/schemas/QosMonitoringReport'
  minItems: 1
userLocationInfoTime:
  $ref: 'TS29571_CommonData.yaml#/components/schemas/DateTime'
repPraInfos:
  type: object
  additionalProperties:
    $ref: 'TS29571_CommonData.yaml#/components/schemas/PresenceInfo'
  minProperties: 1
  description: Reports the changes of presence reporting area.
ueInitResReq:
  $ref: '#/components/schemas/UeInitiatedResourceRequest'
refQosIndication:
  type: boolean
  description: If it is included and set to true, the reflective QoS is supported by the UE.
If it is included and set to false, the reflective QoS is revoked by the UE.
qosFlowUsage:
  $ref: '#/components/schemas/QosFlowUsage'

```

```

creditManageStatus:
  $ref: '#/components/schemas/CreditManagementStatus'
servNfID:
  $ref: '#/components/schemas/ServingNfIdentity'
traceReq:
  $ref: 'TS29571_CommonData.yaml#/components/schemas/TraceData'
maPduInd:
  $ref: '#/components/schemas/MapduIndication'
atsssCapab:
  $ref: '#/components/schemas/AtsssCapability'
tsnBridgeInfo:
  $ref: '#/components/schemas/TsnBridgeInfo'
tsnBridgeManCont:
  $ref: '#/components/schemas/BridgeManagementContainer'
tsnPortManContDstt:
  $ref: '#/components/schemas/PortManagementContainer'
tsnPortManContNwtts:
  type: array
  items:
    $ref: '#/components/schemas/PortManagementContainer'
  minItems: 1
mulAddrInfos:
  type: array
  items:
    $ref: '#/components/schemas/IpMulticastAddressInfo'
  minItems: 1
policyDecFailureReports:
  type: array
  items:
    $ref: '#/components/schemas/PolicyDecisionFailureCode'
  minItems: 1
  description: Contains the type(s) of failed policy decision and/or condition data.
trafficDescriptor:
  $ref: 'TS29571_CommonData.yaml#/components/schemas/DddTrafficDescriptor'
UpPathChgEvent:
  type: object
  properties:
    notificationUri:
      $ref: 'TS29571_CommonData.yaml#/components/schemas/Uri'
    notifCorreId:
      type: string
      description: It is used to set the value of Notification Correlation ID in the
notification sent by the SMF.
    dnaiChgType:
      $ref: 'TS29571_CommonData.yaml#/components/schemas/DnaiChangeType'
    afAckInd:
      type: boolean
  required:
    - notificationUri
    - notifCorreId
    - dnaiChgType
  nullable: true
TerminationNotification:
  type: object
  properties:
    resourceUri:
      $ref: 'TS29571_CommonData.yaml#/components/schemas/Uri'
    cause:
      $ref: '#/components/schemas/SmPolicyAssociationReleaseCause'
  required:
    - resourceUri
    - cause
AppDetectionInfo:
  type: object
  properties:
    appId:
      type: string
      description: A reference to the application detection filter configured at the UPF
    instanceId:
      type: string
      description: Identifier sent by the SMF in order to allow correlation of application Start
and Stop events to the specific service data flow description, if service data flow descriptions are
deducible.
    sdfDescriptions:
      type: array
      items:
        $ref: '#/components/schemas/FlowInformation'
      minItems: 1

```



```

    description: Contains the detected service data flow descriptions if they are deducible.
  required:
  - appId
  AccNetChId:
    type: object
    properties:
      accNetChaIdValue:
        $ref: 'TS29571_CommonData.yaml#/components/schemas/ChargingId'
      refPccRuleIds:
        type: array
        items:
          type: string
        minItems: 1
        description: Contains the identifier of the PCC rule(s) associated to the provided Access
Network Charging Identifier.
      sessionChScope:
        type: boolean
        description: When it is included and set to true, indicates the Access Network Charging
Identifier applies to the whole PDU Session
    required:
    - accNetChaIdValue
  AccNetChargingAddress:
    description: Describes the network entity within the access network performing charging
    type: object
    anyOf:
    - required: [anChargIpv4Addr]
    - required: [anChargIpv6Addr]
    properties:
      anChargIpv4Addr:
        $ref: 'TS29571_CommonData.yaml#/components/schemas/Ipv4Addr'
      anChargIpv6Addr:
        $ref: 'TS29571_CommonData.yaml#/components/schemas/Ipv6Addr'
  RequestedRuleData:
    type: object
    properties:
      refPccRuleIds:
        type: array
        items:
          type: string
        minItems: 1
        description: An array of PCC rule id references to the PCC rules associated with the
control data.
      reqData:
        type: array
        items:
          $ref: '#/components/schemas/RequestedRuleDataType'
        minItems: 1
        description: Array of requested rule data type elements indicating what type of rule data
is requested for the corresponding referenced PCC rules.
    required:
    - refPccRuleIds
    - reqData
  RequestedUsageData:
    type: object
    properties:
      refUmIds:
        type: array
        items:
          type: string
        minItems: 1
        description: An array of usage monitoring data id references to the usage monitoring data
instances for which the PCF is requesting a usage report. This attribute shall only be provided when
allUmIds is not set to true.
      allUmIds:
        type: boolean
        description: Th176oolean indicates whether requested usage data applies to all usage
monitoring data instances. When it's not included, it means requested usage data shall only apply to
the usage monitoring data instances referenced by the refUmIds attribute.
  UeCampingRep:
    type: object
    properties:
      accessType:
        $ref: 'TS29571_CommonData.yaml#/components/schemas/AccessType'
      ratType:
        $ref: 'TS29571_CommonData.yaml#/components/schemas/RatType'
      servNfId:
        $ref: '#/components/schemas/ServingNfIdentity'
      servingNetwork:

```

```

    $ref: 'TS29571_CommonData.yaml#/components/schemas/PlmnIdNid'
  userLocationInfo:
    $ref: 'TS29571_CommonData.yaml#/components/schemas/UserLocation'
  ueTimeZone:
    $ref: 'TS29571_CommonData.yaml#/components/schemas/TimeZone'
  netLocAccSupp:
    $ref: '#/components/schemas/NetLocAccessSupport'
RuleReport:
  type: object
  properties:
    pccRuleIds:
      type: array
      items:
        type: string
      minItems: 1
      description: Contains the identifier of the affected PCC rule(s).
    ruleStatus:
      $ref: '#/components/schemas/RuleStatus'
    contVers:
      type: array
      items:
        $ref: 'TS29514_Npcf_PolicyAuthorization.yaml#/components/schemas/ContentVersion'
      minItems: 1
      description: Indicates the version of a PCC rule.
    failureCode:
      $ref: '#/components/schemas/FailureCode'
    finUnitAct:
      $ref: 'TS32291_Nchf_ConvergedCharging.yaml#/components/schemas/FinalUnitAction'
    ranNasRelCauses:
      type: array
      items:
        $ref: '#/components/schemas/RanNasRelCause'
      minItems: 1
      description: indicates the RAN or NAS release cause code information.
  required:
    - pccRuleIds
    - ruleStatus
RanNasRelCause:
  type: object
  properties:
    ngApCause:
      $ref: 'TS29571_CommonData.yaml#/components/schemas/NgApCause'
    5gMmCause:
      $ref: 'TS29571_CommonData.yaml#/components/schemas/5GmmCause'
    5gSmCause:
      $ref: '#/components/schemas/5GsmCause'
UeInitiatedResourceRequest:
  type: object
  properties:
    pccRuleId:
      type: string
    ruleOp:
      $ref: '#/components/schemas/RuleOperation'
    precedence:
      type: integer
    packFiltInfo:
      type: array
      items:
        $ref: '#/components/schemas/PacketFilterInfo'
      minItems: 1
    reqQos:
      $ref: '#/components/schemas/RequestedQos'
  required:
    - ruleOp
    - packFiltInfo
PacketFilterInfo:
  type: object
  properties:
    packFiltId:
      type: string
      description: An identifier of packet filter.
    packFiltCont:
      $ref: '#/components/schemas/PacketFilterContent'
    tosTrafficClass:
      type: string
      description: Contains the Ipv4 Type-of-Service and mask field or the Ipv6 Traffic-Class
      field and mask field.
    spi:

```

```

    type: string
    description: The security parameter index of the IPSec packet.
  flowLabel:
    type: string
    description: The Ipv6 flow label header field.
  flowDirection:
    $ref: '#/components/schemas/FlowDirection'
  RequestedQos:
    type: object
    properties:
      5qi:
        $ref: 'TS29571_CommonData.yaml#/components/schemas/5Qi'
      gbrUl:
        $ref: 'TS29571_CommonData.yaml#/components/schemas/BitRate'
      gbrDl:
        $ref: 'TS29571_CommonData.yaml#/components/schemas/BitRate'
    required:
      - 5qi
  QosNotificationControlInfo:
    type: object
    properties:
      refPccRuleIds:
        type: array
        items:
          type: string
        minItems: 1
        description: An array of PCC rule id references to the PCC rules associated with the QoS
notification control info.
      notifType:
        $ref: 'TS29514_Npcf_PolicyAuthorization.yaml#/components/schemas/QosNotifType'
      contVer:
        $ref: 'TS29514_Npcf_PolicyAuthorization.yaml#/components/schemas/ContentVersion'
      altQosParamId:
        type: string
    required:
      - refPccRuleIds
      - notifType
  PartialSuccessReport:
    type: object
    properties:
      failureCause:
        $ref: '#/components/schemas/FailureCause'
      ruleReports:
        type: array
        items:
          $ref: '#/components/schemas/RuleReport'
        minItems: 1
        description: Information about the PCC rules provisioned by the PCF not successfully
installed/activated.
      sessRuleReports:
        type: array
        items:
          $ref: '#/components/schemas/SessionRuleReport'
        minItems: 1
        description: Information about the session rules provisioned by the PCF not successfully
installed.
      ueCampingRep:
        $ref: '#/components/schemas/UeCampingRep'
      policyDecFailureReports:
        type: array
        items:
          $ref: '#/components/schemas/PolicyDecisionFailureCode'
        minItems: 1
        description: Contains the type(s) of failed policy decision and/or condition data.
    required:
      - failureCause
  AuthorizedDefaultQos:
    type: object
    properties:
      5qi:
        $ref: 'TS29571_CommonData.yaml#/components/schemas/5Qi'
      arp:
        $ref: 'TS29571_CommonData.yaml#/components/schemas/Arp'
      priorityLevel:
        $ref: 'TS29571_CommonData.yaml#/components/schemas/5QiPriorityLevelRm'
      averWindow:
        $ref: 'TS29571_CommonData.yaml#/components/schemas/AverWindowRm'
      maxDataBurstVol:

```

```

    $ref: 'TS29571_CommonData.yaml#/components/schemas/MaxDataBurstVolRm'
  maxbrUl:
    $ref: 'TS29571_CommonData.yaml#/components/schemas/BitRateRm'
  maxbrDl:
    $ref: 'TS29571_CommonData.yaml#/components/schemas/BitRateRm'
  gbrUl:
    $ref: 'TS29571_CommonData.yaml#/components/schemas/BitRateRm'
  gbrDl:
    $ref: 'TS29571_CommonData.yaml#/components/schemas/BitRateRm'
  qnc:
    type: boolean
    description: Indicates whether notifications are requested from 3GPP NG-RAN when the GFBR
can no longer (or again) be guaranteed for a QoS Flow during the lifetime of the QoS Flow.
  extMaxDataBurstVol:
    $ref: 'TS29571_CommonData.yaml#/components/schemas/ExtMaxDataBurstVolRm'
ErrorReport:
  type: object
  properties:
    error:
      $ref: 'TS29571_CommonData.yaml#/components/schemas/ProblemDetails'
    ruleReports:
      type: array
      items:
        $ref: '#/components/schemas/RuleReport'
      minItems: 1
      description: Used to report the PCC rule failure.
    sessRuleReports:
      type: array
      items:
        $ref: '#/components/schemas/SessionRuleReport'
      minItems: 1
      description: Used to report the session rule failure.
SessionRuleReport:
  type: object
  properties:
    ruleIds:
      type: array
      items:
        type: string
      minItems: 1
      description: Contains the identifier of the affected session rule(s).
    ruleStatus:
      $ref: '#/components/schemas/RuleStatus'
    sessRuleFailureCode:
      $ref: '#/components/schemas/SessionRuleFailureCode'
    policyDecFailureReports:
      type: array
      items:
        $ref: '#/components/schemas/PolicyDecisionFailureCode'
      minItems: 1
      description: Contains the type(s) of failed policy decision and/or condition data.
  required:
  - ruleIds
  - ruleStatus
ServingNfIdentity:
  type: object
  properties:
    servNfInstId:
      $ref: 'TS29571_CommonData.yaml#/components/schemas/NfInstanceId'
    guami:
      $ref: 'TS29571_CommonData.yaml#/components/schemas/Guami'
    anGwAddr:
      $ref: 'TS29514_Npcf_PolicyAuthorization.yaml#/components/schemas/AnGwAddress'
SteeringMode:
  type: object
  properties:
    steerModeValue:
      $ref: '#/components/schemas/SteerModeValue'
    active:
      $ref: 'TS29571_CommonData.yaml#/components/schemas/AccessType'
    standby:
      $ref: 'TS29571_CommonData.yaml#/components/schemas/AccessTypeRm'
    3gLoad:
      $ref: 'TS29571_CommonData.yaml#/components/schemas/UInteger'
    prioAcc:
      $ref: 'TS29571_CommonData.yaml#/components/schemas/AccessType'
  required:
  - steerModeValue

```

```

AdditionalAccessInfo:
  type: object
  properties:
    accessType:
      $ref: 'TS29571_CommonData.yaml#/components/schemas/AccessType'
    ratType:
      $ref: 'TS29571_CommonData.yaml#/components/schemas/RatType'
  required:
    - accessType
QosMonitoringData:
  type: object
  properties:
    qmId:
      type: string
      description: Univocally identifies the QoS monitoring policy data within a PDU session.
    reqQosMonParams:
      type: array
      items:
        $ref: '#/components/schemas/RequestedQosMonitoringParameter'
      minItems: 1
      description: indicates the UL packet delay, DL packet delay and/or round trip packet delay
between the UE and the UPF is to be monitored when the QoS Monitoring for URLLC is enabled for the
service data flow.
    repFreqs:
      type: array
      items:
        $ref: '#/components/schemas/ReportingFrequency'
      minItems: 1
    repThreshDl:
      type: integer
      description: Unsigned integer identifying a period of time in units of milliseconds for DL
packet delay.
      nullable: true
    repThreshUl:
      type: integer
      description: Unsigned integer identifying a period of time in units of milliseconds for UL
packet delay.
      nullable: true
    repThreshRp:
      type: integer
      description: Unsigned integer identifying a period of time in units of milliseconds for
round trip packet delay.
      nullable: true
    waitTime:
      $ref: 'TS29571_CommonData.yaml#/components/schemas/DurationSecRm'
    repPeriod:
      $ref: 'TS29571_CommonData.yaml#/components/schemas/DurationSecRm'
    notifyUri:
      $ref: 'TS29571_CommonData.yaml#/components/schemas/Uri'
    notifyCorreId:
      type: string
  required:
    - qmId
    - reqQosMonParams
    - repFreqs
  nullable: true
QosMonitoringReport:
  type: object
  properties:
    refPccRuleIds:
      type: array
      items:
        type: string
      minItems: 1
      description: An array of PCC rule id references to the PCC rules associated with the QoS
monitoring report.
    ulDelays:
      type: array
      items:
        type: integer
      minItems: 1
    dlDelays:
      type: array
      items:
        type: integer
      minItems: 1
    rtDelays:
      type: array

```

```

        items:
          type: integer
          minItems: 1
        required:
          - refPccRuleIds
#
TsnBridgeInfo:
  type: object
  properties:
    bridgeId:
      $ref: 'TS29571_CommonData.yaml#/components/schemas/Uint64'
    dsttAddr:
      $ref: 'TS29571_CommonData.yaml#/components/schemas/MacAddr48'
    nwttPortNums:
      type: array
      items:
        $ref: '#/components/schemas/TsnPortNumber'
      minItems: 1
      description: NW-TT port numbers available for a PDU session.
    dsttPortNum:
      $ref: '#/components/schemas/TsnPortNumber'
    dsttResidTime:
      $ref: 'TS29571_CommonData.yaml#/components/schemas/UInteger'
#
PortManagementContainer:
  type: object
  properties:
    portManCont:
      $ref: 'TS29571_CommonData.yaml#/components/schemas/Bytes'
    portNum:
      $ref: '#/components/schemas/TsnPortNumber'
  required:
    - portManCont
    - portNum
BridgeManagementContainer:
  type: object
  properties:
    bridgeManCont:
      $ref: 'TS29571_CommonData.yaml#/components/schemas/Bytes'
  required:
    - bridgeManCont
IpMulticastAddressInfo:
  type: object
  properties:
    srcIpv4Addr:
      $ref: 'TS29571_CommonData.yaml#/components/schemas/Ipv4Addr'
    ipv4MulAddr:
      $ref: 'TS29571_CommonData.yaml#/components/schemas/Ipv4Addr'
    srcIpv6Addr:
      $ref: 'TS29571_CommonData.yaml#/components/schemas/Ipv6Addr'
    ipv6MulAddr:
      $ref: 'TS29571_CommonData.yaml#/components/schemas/Ipv6Addr'
5GSmCause:
  $ref: 'TS29571_CommonData.yaml#/components/schemas/UInteger'
PacketFilterContent:
  type: string
  description: Defines a packet filter for an IP flow. Refer to subclause 5.3.54 of 3GPP TS
29.212 for encoding.
FlowDescription:
  type: string
  description: Defines a packet filter for an IP flow. Refer to subclause 5.4.2 of 3GPP TS
29.212 for encoding.
TsnPortNumber:
  $ref: 'TS29571_CommonData.yaml#/components/schemas/UInteger'
ApplicationDescriptor:
  $ref: 'TS29571_CommonData.yaml#/components/schemas/Bytes'
FlowDirection:
  anyOf:
    - type: string
      enum:
        - DOWNLINK
        - UPLINK
        - BIDIRECTIONAL
        - UNSPECIFIED
    - type: string
      description: >
        This string provides forward-compatibility with future
        extensions to the enumeration but is not used to encode

```

content defined in the present version of this API.

description: >

Possible values are

- DOWNLINK: The corresponding filter applies for traffic to the UE.
- UPLINK: The corresponding filter applies for traffic from the UE.
- BIDIRECTIONAL: The corresponding filter applies for traffic both to and from the UE.
- UNSPECIFIED: The corresponding filter applies for traffic to the UE (downlink), but has no

specific direction declared. The service data flow detection shall apply the filter for uplink traffic as if the filter was bidirectional. The PCF shall not use the value UNSPECIFIED in filters created by the network in NW-initiated procedures. The PCF shall only include the value UNSPECIFIED in filters in UE-initiated procedures if the same value is received from the SMF.

FlowDirectionRm:

anyOf:

- \$ref: '#/components/schemas/FlowDirection'
- \$ref: 'TS29571\_CommonData.yaml#/components/schemas/NullValue'

ReportingLevel:

anyOf:

- type: string
- enum:
  - SER\_ID\_LEVEL
  - RAT\_GR\_LEVEL
  - SPON\_CON\_LEVEL
- \$ref: 'TS29571\_CommonData.yaml#/components/schemas/NullValue'
- type: string

description: >

This string provides forward-compatibility with future extensions to the enumeration but is not used to encode content defined in the present version of this API.

description: >

Possible values are

- SER\_ID\_LEVEL: Indicates that the usage shall be reported on service id and rating group combination level.
- RAT\_GR\_LEVEL: Indicates that the usage shall be reported on rating group level.
- SPON\_CON\_LEVEL: Indicates that the usage shall be reported on sponsor identity and rating group combination level.

MeteringMethod:

anyOf:

- type: string
- enum:
  - DURATION
  - VOLUME
  - DURATION\_VOLUME
  - EVENT
- \$ref: 'TS29571\_CommonData.yaml#/components/schemas/NullValue'
- type: string

description: >

This string provides forward-compatibility with future extensions to the enumeration but is not used to encode content defined in the present version of this API.

description: >

Possible values are

- DURATION: Indicates that the duration of the service data flow traffic shall be metered.
- VOLUME: Indicates that volume of the service data flow traffic shall be metered.
- DURATION\_VOLUME: Indicates that the duration and the volume of the service data flow traffic shall be metered.
- EVENT: Indicates that events of the service data flow traffic shall be metered.

PolicyControlRequestTrigger:

anyOf:

- type: string
- enum:
  - PLMN\_CH
  - RES\_MO\_RE
  - AC\_TY\_CH
  - UE\_IP\_CH
  - UE\_MAC\_CH
  - AN\_CH\_COR
  - US\_RE
  - APP\_STA
  - APP\_STO
  - AN\_INFO
  - CM\_SES\_FAIL
  - PS\_DA\_OFF
  - DEF\_QOS\_CH
  - SE\_AMBR\_CH
  - QOS\_NOTIF
  - NO\_CREDIT
  - REALLO\_OF\_CREDIT
  - PRA\_CH

```

- SAREA_CH
- SCNN_CH
- RE_TIMEOUT
- RES_RELEASE
- SUCC_RES_ALLO
- RAT_TY_CH
- REF_QOS_IND_CH
- NUM_OF_PACKET_FILTER
- UE_STATUS_RESUME
- UE_TZ_CH
- AUTH_PROF_CH
- QOS_MONITORING
- SCELL_CH
- EPS_FALLBACK
- MA_PDU
- TSN_BRIDGE_INFO
- 5G_RG_JOIN
- 5G_RG_LEAVE
- DDN_FAILURE
- DDN_DELIVERY_STATUS
- type: string
  description: >
    This string provides forward-compatibility with future
    extensions to the enumeration but is not used to encode
    content defined in the present version of this API.
  description: >
    Possible values are
    - PLMN_CH: PLMN Change
    - RES_MO_RE: A request for resource modification has been received by the SMF. The SMF
always reports to the PCF.
    - AC_TY_CH: Access Type Change
    - UE_IP_CH: UE IP address change. The SMF always reports to the PCF.
    - UE_MAC_CH: A new UE MAC address is detected or a used UE MAC address is inactive for a
specific period
    - AN_CH_COR: Access Network Charging Correlation Information
    - US_RE: The PDU Session or the Monitoring key specific resources consumed by a UE either
reached the threshold or needs to be reported for other reasons.
    - APP_STA: The start of application traffic has been detected.
    - APP_STO: The stop of application traffic has been detected.
    - AN_INFO: Access Network Information report
    - CM_SES_FAIL: Credit management session failure
    - PS_DA_OFF: The SMF reports when the 3GPP PS Data Off status changes. The SMF always
reports to the PCF.
    - DEF_QOS_CH: Default QoS Change. The SMF always reports to the PCF.
    - SE_AMBR_CH: Session AMBR Change. The SMF always reports to the PCF.
    - QOS_NOTIF: The SMF notify the PCF when receiving notification from RAN that QoS targets of
the QoS Flow cannot be guaranteed or guranteed again.
    - NO_CREDIT: Out of credit
    - REALLO_OF_CREDIT: Reallocation of credit
    - PRA_CH: Change of UE presence in Presence Reporting Area
    - SAREA_CH: Location Change with respect to the Serving Area
    - SCNN_CH: Location Change with respect to the Serving CN node
    - RE_TIMEOUT: Indicates the SMF generated the request because there has been a PCC
revalidation timeout
    - RES_RELEASE: Indicate that the SMF can inform the PCF of the outcome of the release of
resources for those rules that require so.
    - SUCC_RES_ALLO: Indicates that the requested rule data is the successful resource
allocation.
    - RAT_TY_CH: RAT Type Change.
    - REF_QOS_IND_CH: Reflective QoS indication Change
    - NUM_OF_PACKET_FILTER: Indicates that the SMF shall report the number of supported packet
filter for signalled QoS rules
    - UE_STATUS_RESUME: Indicates that the UE's status is resumed.
    - UE_TZ_CH: UE Time Zone Change
    - AUTH_PROF_CH: The DN-AAA authorization profile index has changed
    - QOS_MONITORING: Indicate that the SMF notifies the PCF of the QoS Monitoring information.
    - SCELL_CH: Location Change with respect to the Serving Cell. Only applicable to the
interworking scenario as defined in Annex B.
    - EPS_FALLBACK: EPS Fallback report is enabled in the SMF.
    - MA_PDU: UE Indicates that the SMF notifies the PCF of the MA PDU session request
    - TSN_BRIDGE_INFO: 5GS Bridge information available
    - 5G_RG_JOIN: The 5G-RG has joined to an IP Multicast Group.
    - 5G_RG_LEAVE: The 5G-RG has left an IP Multicast Group.
    - DDN_FAILURE: Event subscription for DDN Failure event received.
    - DDN_DELIVERY_STATUS: Event subscription for DDN Delivery Status received.
RequestedRuleDataType:
  anyOf:
    - type: string

```



```

enum:
  - CH_ID
  - MS_TIME_ZONE
  - USER_LOC_INFO
  - RES_RELEASE
  - SUCC_RES_ALLO
  - EPS_FALLBACK
- type: string
description: >
  This string provides forward-compatibility with future
  extensions to the enumeration but is not used to encode
  content defined in the present version of this API.
description: >
  Possible values are
  - CH_ID: Indicates that the requested rule data is the charging identifier.
  - MS_TIME_ZONE: Indicates that the requested access network info type is the UE's timezone.
  - USER_LOC_INFO: Indicates that the requested access network info type is the UE's location.
  - RES_RELEASE: Indicates that the requested rule data is the result of the release of
resource.
  - SUCC_RES_ALLO: Indicates that the requested rule data is the successful resource
allocation.
  - EPS_FALLBACK: Indicates that the requested rule data is the report of QoS flow rejection
due to EPS fallback.
RuleStatus:
  anyOf:
  - type: string
  enum:
    - ACTIVE
    - INACTIVE
  - type: string
  description: >
    This string provides forward-compatibility with future
    extensions to the enumeration but is not used to encode
    content defined in the present version of this API.
  description: >
    Possible values are
    - ACTIVE: Indicates that the PCC rule(s) are successfully installed (for those provisioned
from PCF) or activated (for those pre-defined in SMF), or the session rule(s) are successfully
installed
    - INACTIVE: Indicates that the PCC rule(s) are removed (for those provisioned from PCF) or
inactive (for those pre-defined in SMF) or the session rule(s) are removed.
FailureCode:
  anyOf:
  - type: string
  enum:
    - UNK_RULE_ID
    - RA_GR_ERR
    - SER_ID_ERR
    - NF_MAL
    - RES_LIM
    - MAX_NR_QoS_FLOW
    - MISS_FLOW_INFO
    - RES_ALLO_FAIL
    - UNSUCC_QOS_VAL
    - INCOR_FLOW_INFO
    - PS_TO_CS_HAN
    - APP_ID_ERR
    - NO_QOS_FLOW_BOUND
    - FILTER_RES
    - MISS_REDI_SER_ADDR
    - CM_END_USER_SER_DENIED
    - CM_CREDIT_CON_NOT_APP
    - CM_AUTH_REJ
    - CM_USER_UNK
    - CM_RAT_FAILED
    - UE_STA_SUSP
  - type: string
  description: >
    This string provides forward-compatibility with future
    extensions to the enumeration but is not used to encode
    content defined in the present version of this API.
  description: >
    Possible values are
    - UNK_RULE_ID: Indicates that the pre-provisioned PCC rule could not be successfully
activated because the PCC rule identifier is unknown to the SMF.
    - RA_GR_ERR: Indicate that the PCC rule could not be successfully installed or enforced
because the Rating Group specified within the Charging Data policy decision which the PCC rule
refers to is unknown or, invalid.

```

- SER\_ID\_ERR: Indicate that the PCC rule could not be successfully installed or enforced because the Service Identifier specified within the Charging Data policy decision which the PCC rule refers to is invalid, unknown, or not applicable to the service being charged.
- NF\_MAL: Indicate that the PCC rule could not be successfully installed (for those provisioned from the PCF) or activated (for those pre-defined in SMF) or enforced (for those already successfully installed) due to SMF/UPF malfunction.
- RES\_LIM: Indicate that the PCC rule could not be successfully installed (for those provisioned from PCF) or activated (for those pre-defined in SMF) or enforced (for those already successfully installed) due to a limitation of resources at the SMF/UPF.
- MAX\_NR\_QoS\_FLOW: Indicate that the PCC rule could not be successfully installed (for those provisioned from PCF) or activated (for those pre-defined in SMF) or enforced (for those already successfully installed) due to the fact that the maximum number of QoS flows has been reached for the PDU session.
- MISS\_FLOW\_INFO: Indicate that the PCC rule could not be successfully installed or enforced because neither the "flowInfos" attribute nor the "appId" attribute is specified within the PccRule data structure by the PCF during the first install request of the PCC rule.
- RES\_ALLO\_FAIL: Indicate that the PCC rule could not be successfully installed or maintained since the QoS flow establishment/modification failed, or the QoS flow was released.
- UNSUCC\_QOS\_VAL: indicate that the QoS validation has failed or when Guaranteed Bandwidth > Max-Requested-Bandwidth.
- INCOR\_FLOW\_INFO: Indicate that the PCC rule could not be successfully installed or modified at the SMF because the provided flow information is not supported by the network (e.g. the provided IP address(es) or Ipv6 prefix(es) do not correspond to an IP version applicable for the PDU session).
- PS\_TO\_CS\_HAN: Indicate that the PCC rule could not be maintained because of PS to CS handover.
- APP\_ID\_ERR: Indicate that the rule could not be successfully installed or enforced because the Application Identifier is invalid, unknown, or not applicable to the application required for detection.
- NO\_QOS\_FLOW\_BOUND: Indicate that there is no QoS flow which the SMF can bind the PCC rule(s) to.
- FILTER\_RES: Indicate that the Flow Information within the "flowInfos" attribute cannot be handled by the SMF because any of the restrictions defined in subclause 5.4.2 of 3GPP TS 29.212 was not met.
- MISS\_REDIRECT\_SER\_ADDR: Indicate that the PCC rule could not be successfully installed or enforced at the SMF because there is no valid Redirect Server Address within the Traffic Control Data policy decision which the PCC rule refers to provided by the PCF and no preconfigured redirection address for this PCC rule at the SMF.
- CM\_END\_USER\_SER\_DENIED: Indicate that the charging system denied the service request due to service restrictions (e.g. terminate rating group) or limitations related to the end-user, for example the end-user's account could not cover the requested service.
- CM\_CREDIT\_CON\_NOT\_APP: Indicate that the charging system determined that the service can be granted to the end user but no further credit control is needed for the service (e.g. service is free of charge or is treated for offline charging).
- CM\_AUTH\_REJ: Indicate that the charging system denied the service request in order to terminate the service for which credit is requested.
- CM\_USER\_UNK: Indicate that the specified end user could not be found in the charging system.
- CM\_RAT\_FAILED: Indicate that the charging system cannot rate the service request due to insufficient rating input, incorrect AVP combination or due to an attribute or an attribute value that is not recognized or supported in the rating.
- UE\_STA\_SUSP: Indicates that the UE is in suspend state.

## AfsigProtocol:

## anyOf:

- type: string

## enum:

- NO\_INFORMATION

- SIP

- \$ref: 'TS29571\_CommonData.yaml#/components/schemas/NullValue'

- type: string

## description: &gt;

This string provides forward-compatibility with future extensions to the enumeration but is not used to encode content defined in the present version of this API.

## description: &gt;

Possible values are

- NO\_INFORMATION: Indicate that no information about the AF signalling protocol is being provided.

- SIP: Indicate that the signalling protocol is Session Initiation Protocol.

## RuleOperation:

## anyOf:

- type: string

## enum:

- CREATE\_PCC\_RULE

- DELETE\_PCC\_RULE

- MODIFY\_PCC\_RULE\_AND\_ADD\_PACKET\_FILTERS

- MODIFY\_PCC\_RULE\_AND\_REPLACE\_PACKET\_FILTERS

- MODIFY\_PCC\_RULE\_AND\_DELETE\_PACKET\_FILTERS

```

- MODIFY_PCC_RULE_WITHOUT_MODIFY_PACKET_FILTERS
- type: string
description: >
  This string provides forward-compatibility with future
  extensions to the enumeration but is not used to encode
  content defined in the present version of this API.
description: >
  Possible values are
  - CREATE_PCC_RULE: Indicates to create a new PCC rule to reserve the resource requested by
the UE.
  - DELETE_PCC_RULE: Indicates to delete a PCC rule corresponding to reserve the resource
requested by the UE.
  - MODIFY_PCC_RULE_AND_ADD_PACKET_FILTERS: Indicates to modify the PCC rule by adding new
packet filter(s).
  - MODIFY_PCC_RULE_AND_REPLACE_PACKET_FILTERS: Indicates to modify the PCC rule by replacing
the existing packet filter(s).
  - MODIFY_PCC_RULE_AND_DELETE_PACKET_FILTERS: Indicates to modify the PCC rule by deleting
the existing packet filter(s).
  - MODIFY_PCC_RULE_WITHOUT_MODIFY_PACKET_FILTERS: Indicates to modify the PCC rule by
modifying the QoS of the PCC rule.
RedirectAddressType:
  anyOf:
  - type: string
    enum:
    - IPV4_ADDR
    - IPV6_ADDR
    - URL
    - SIP_URI
  - type: string
  description: >
    This string provides forward-compatibility with future
    extensions to the enumeration but is not used to encode
    content defined in the present version of this API.
  description: >
    Possible values are
    - IPV4_ADDR: Indicates that the address type is in the form of "dotted-decimal" IPv4
address.
    - IPV6_ADDR: Indicates that the address type is in the form of IPv6 address.
    - URL: Indicates that the address type is in the form of Uniform Resource Locator.
    - SIP_URI: Indicates that the address type is in the form of SIP Uniform Resource Identifier.
QoSFlowUsage:
  anyOf:
  - type: string
    enum:
    - GENERAL
    - IMS_SIG
  - type: string
  description: >
    This string provides forward-compatibility with future
    extensions to the enumeration but is not used to encode
    content defined in the present version of this API.
  description: >
    Possible values are
    - GENERAL: Indicate no specific QoS flow usage information is available.
    - IMS_SIG: Indicate that the QoS flow is used for IMS signalling only.
FailureCause:
  anyOf:
  - type: string
    enum:
    - PCC_RULE_EVENT
    - PCC_QOS_FLOW_EVENT
    - RULE_PERMANENT_ERROR
    - RULE_TEMPORARY_ERROR
  - type: string
CreditManagementStatus:
  anyOf:
  - type: string
    enum:
    - END_USER_SER_DENIED
    - CREDIT_CTRL_NOT_APP
    - AUTH_REJECTED
    - USER_UNKNOWN
    - RATING_FAILED
  - type: string
SessionRuleFailureCode:
  anyOf:
  - type: string
    enum:

```

```

- NF_MAL
- RES_LIM
- UNSUCC_QOS_VAL
- UE_STA_SUSP
- type: string
description: >
  This string provides forward-compatibility with future
  extensions to the enumeration but is not used to encode
  content defined in the present version of this API.
description: >
  Possible values are
  - NF_MAL: Indicate that the PCC rule could not be successfully installed (for those
  provisioned from the PCF) or activated (for those pre-defined in SMF) or enforced (for those already
  successfully installed) due to SMF/UPF malfunction.
  - RES_LIM: Indicate that the PCC rule could not be successfully installed (for those
  provisioned from PCF) or activated (for those pre-defined in SMF) or enforced (for those already
  successfully installed) due to a limitation of resources at the SMF/UPF.
  - UNSUCC_QOS_VAL: indicate that the QoS validation has failed.
  - UE_STA_SUSP: Indicates that the UE is in suspend state.
SteeringFunctionality:
  anyOf:
  - type: string
  enum:
    - MPTCP
    - ATSSS_LL
  - type: string
  description: >
    This string provides forward-compatibility with future
    extensions to the enumeration but is not used to encode
    content defined in the present version of this API.
  description: >
    Possible values are
    - MPTCP: Indicates that PCF authorizes the MPTCP functionality to support traffic
steering, switching and splitting.
    - ATSSS_LL: Indicates that PCF authorizes the ATSSS-LL functionality to support traffic
steering, switching and splitting.
SteerModeValue:
  anyOf:
  - type: string
  enum:
    - ACTIVE_STANDBY
    - LOAD_BALANCING
    - SMALLEST_DELAY
    - PRIORITY_BASED
  - type: string
MulticastAccessControl:
  anyOf:
  - type: string
  enum:
    - ALLOWED
    - NOT_ALLOWED
  - type: string
RequestedQosMonitoringParameter:
  anyOf:
  - type: string
  enum:
    - DOWNLINK
    - UPLINK
    - ROUND_TRIP
  - type: string
ReportingFrequency:
  anyOf:
  - type: string
  enum:
    - EVENT_TRIGGERED
    - PERIODIC
    - SESSION_RELEASE
  - type: string
SmPolicyAssociationReleaseCause:
  anyOf:
  - type: string
  enum:
    - UNSPECIFIED
    - UE_SUBSCRIPTION
    - INSUFFICIENT_RES
    - VALIDATION_CONDITION_NOT_MET
  - type: string
PduSessionRelCause:

```

```

anyOf:
- type: string
  enum:
    - PS_TO_CS_HO
- type: string
MaPduIndication:
anyOf:
- type: string
  enum:
    - MA_PDU_REQUEST
    - MA_PDU_NETWORK_UPGRADE_ALLOWED
- type: string
AtsssCapability:
anyOf:
- type: string
  enum:
    - MPTCP_ATSSS_LL_WITH_ASMODE_UL
    - MPTCP_ATSSS_LL_WITH_EXSDMODE_DL_ASMODE_UL
    - MPTCP_ATSSS_LL_WITH_ASMODE_DLUL
    - ATSSS_LL
    - MPTCP_ATSSS_LL
- type: string
#
NetLocAccessSupport:
anyOf:
- type: string
  enum:
    - ANR_NOT_SUPPORTED
    - TZR_NOT_SUPPORTED
    - LOC_NOT_SUPPORTED
- type: string
  description: >
    This string provides forward-compatibility with future
    extensions to the enumeration but is not used to encode
    content defined in the present version of this API.
  description: >
    Possible values are
    - ANR_NOT_SUPPORTED: Indicates that the access network does not support the report of access
network information.
    - TZR_NOT_SUPPORTED: Indicates that the access network does not support the report of UE
time zone.
    - LOC_NOT_SUPPORTED: Indicates that the access network does not support the report of UE
Location (or PLMN Id).
PolicyDecisionFailureCode:
anyOf:
- type: string
  enum:
    - TRA_CTRL_DECS_ERR
    - QOS_DECS_ERR
    - CHG_DECS_ERR
    - USA_MON_DECS_ERR
    - QOS_MON_DECS_ERR
    - CON_DATA_ERR
- type: string
#

```

---

# Annex B (normative): 5GC and EPC interworking scenario support

## B.1 Scope

This annex defines procedures for 5GC and EPC interworking, which contains the following scenarios:

- EPS and 5GS interworking (i.e. 3GPP access connected to EPC and 3GPP access connected to 5GC).
- EPC/ePDG and 5GS interworking (i.e. ePDG connected to EPC and 3GPP access connected to 5GC).
- EPS and 5GC/N3IWF interworking (i.e. 3GPP access connected to EPC and N3IWF connected to 5GC).

---

## B.2 Npcf\_SMPolicyControl Service

### B.2.1 Service Description

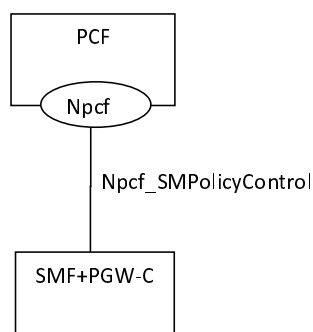
#### B.2.1.1 Overview

Session Management Policy Control Service applies to the cases where the SMF+PGW-C interacts with the PCF in the non-roaming scenario, the V-SMF+V-PGW-C interacts with the V-PCF in the local breakout roaming scenario and the H-SMF+H-PGW-C interacts with the H-PCF in the home-routed scenario.

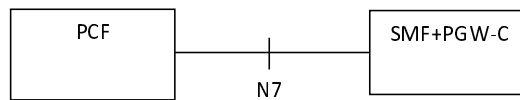
#### B.2.1.2 Service Architecture

The Session Management Policy Control Service is provided by the PCF as shown in the SBI representation model in figure B.2.1.2-1 and in the reference point representation model in figure B.2.1.2.2.

In this scenario the NF Service Consumer is a combined SMF and PGW-C.



**Figure B.2.1.2-1: Reference Architecture for the Npcf\_SMPolicyControl Service for 5GC and EPC interworking scenario; SBI representation**



**Figure B.2.1.2-2: Reference Architecture for the Npcf\_SMPolicyControl Service or 5GC and EPC interworking scenario; reference point representation**

NOTE: The SMF+PGW-C represents the V-SMF+V-PGW-C and the PCF represents the V-PCF in the local breakout scenario. The SMF+PGW-C represents the H-SMF+H-PGW-C and the PCF represents the H-PCF in the home routed scenario.

## B.3 Service Operation

### B.3.1 Introduction

This subclause defines the specific service operations for the 5GC and EPC interworking scenario. In addition, the service operations defined in subclause 4.2 shall be applicable.

NOTE: For brevity reason, the combined SMF and PGW-C is denoted as SMF in what follows.

### B.3.2 Npcf\_SMPolicyControl\_Create Service Operation

#### B.3.2.0 General

When the UE establishes the PDN connection through the EPC network and the SMF+PGW-C receives the Create Session Request message as defined in 3GPP TS 29.274 [37], the SMF+PGW-C shall behave as defined in subclause 4.2.2.2 with the differences that the SMF+PGW-C shall include (if available) in SmPolicyContextData data structure:

- the IMSI of the user within the "supi" attribute;
- the MSISDN of the user within the "gpsi" attribute;
- APN within the "dnn" attribute;
- PDU Session Id determined by the SMF+PGW-C within "pduSessionId" attribute for a UE that has an EPS subscription that allows 5GC interworking but does not support 5GC NAS.

NOTE 1: For a PDN connection established via the MME or ePDG, the PDU Session ID value is assigned from a reserved range as specified in Table 5.4.2-1 of TS 29.571 [11];

- PDN Type within the "pduSessionType" attribute;
- IMEI-SV within the "pei" attribute;
- IP-CAN type within the "accessType" attribute;
- RAT type within the "ratType" attribute;

NOTE 2: See Annex B.3.2.2 for further information.

- subscribed APN-AMBR within "subsSessAmbr" attribute;
- subscribed Default EPS bearer QoS within "subsDefQos" attribute;

NOTE 3: Subscribed APN-AMBR and the QCI within the subscribed default EPS bearer QoS are mapped to subscribed Session-AMBR and 5QI as defined in Annex B.3.6.1 respectively.

- user location information within the "userLocationInfo" attribute;

NOTE 4: See Annex B.3.2.1 for further information.

- the S-NSSAI determined by the SMF+PGW-C within the "sliceInfo" attribute; and
- the bearer usage required of the default bearer within the "qosFlowUsage" attribute.
- the UE time zone information within "ueTimeZone" attribute, if available;

NOTE 5: The UE time zone is not available in EPC untrusted WLAN.

### B.3.2.1 UE Location related information

When the UE establishes the PDU session through the EPC/E-UTRAN network, the SMF+PGW-C shall include, if available, the following user location information:

- user location information within the "eutraLocationInfo" attribute included in the "userLocationInfo" attribute; and
- S-GW address, if available, within the "anGwAddr" attribute included in the "servNfId" attribute.

When the UE establishes the PDU session through the EPC/ePDG network, the SMF+PGW-C shall include, if available, the following user location information:

- user location information within the "n3gaLocation" attribute included in the "userLocationInfo" attribute; and
- ePDG identification within the "anGwAddr" attribute included in the "servNfId" attribute.

NOTE: The "n3gaLocation" attribute does not include the "n3gppTai" and "n3IwfId" attributes in EPC interworking scenarios.

### B.3.2.2 Access Type related information

When the UE establishes the PDU session through the EPC/E-UTRAN network, the SMF+PGW shall include, if available, the following access type information:

- the "3GPP\_ACCESS" value within the "accessType" attribute; and
- the "EUTRA" value within the "ratType" attribute.

When the UE establishes the PDU session through the EPC/ePDG network, the SMF+PGW shall include, if available, the following access type information:

- the "NON\_3GPP\_ACCESS" value within the "accessType" attribute;
- the "WLAN" or "VIRTUAL" value within the "ratType" attribute, as applicable; and
- the ePDG address in the "servNfId" attribute within the "anGwAddr" attribute.

## B.3.3 Npcf\_SMPolicyControl\_UpdateNotify Service Operation

### B.3.3.0 General

When the UE has an established PDN connection through the EPC/E-UTRAN network and the PCF provisions the policy to the SMF+PGW-C as defined in subclause 4.2.3. The SMF+PGW-C shall behave as defined in subclause 4.2.3 with the differences that the SMF+PGW-C shall map the QoS information within the PCC rule and/or session rule into EPS QoS information as defined in Annex B.3.6.1.



### B.3.3.1 Policy Update When UE suspends

If the PolicyUpdateWhenUESuspends feature as defined in subclause 5.8 is supported, and when the SMF receives the policy decision from the PCF as defined in subclause 4.2.3.1 for a PDN connection maintained when the UE's status is suspend state, the SMF shall reject the request and include an HTTP "400 Bad Request" status code together with an ErrorReport structure. Within the ErrorReport data structure, the SMF shall include the "error" attribute containing the "cause" attribute of the ProblemDetails data structure set to "UE\_STATUS\_SUSPEND" which indicates the failure to enforce the corresponding policy decision, except if the policy decision is for the PCC rule removal only and/or session rule removal only, and further include the information as follows:

- If the policy decision includes the installation of one or more PCC rules, the SMF shall invoke the procedure as defined in subclause 4.2.3.16 with the "failureCode" attribute set to "UE\_STA\_SUSP" and "ruleStatus" attribute set to INACTIVE to indicate the failure to enforce those PCC rules.
- If the policy decision includes the modification of one or more PCC rules, the SMF shall invoke the procedure as defined in subclause 4.2.3.16 with the "failureCode" attribute set to "UE\_STA\_SUSP" and "ruleStatus" attribute set to ACTIVE to indicate the failure to enforce those PCC rules.
- If the policy decision includes the modification of one or more session rules, the SMF shall within an RuleReport data structure include the "sessRuleReports" attribute. Within each SessionRuleReport data structure, the SMF shall include the affected session rules within the "ruleIds" attribute(s), the "sessRuleFailureCode" attribute set to "UE\_STA\_SUSP" and "ruleStatus" attribute set to ACTIVE to indicate the failure to enforce those session rules.

Upon reception of the "failureCode" attribute and/or "sessRuleFailureCode" attribute set to "UE\_STA\_SUSP" or the ProblemDetails data structure set to "UE\_STATUS\_SUSPEND", the PCF shall not initiate any PDU Session Modification procedure, except if it is initiated for the PCC rule removal only or the session rule removal only, for the given PDU session over N7 until the UE's status is resumed. When the SMF detected the UE's status is resumed from suspend state, the SMF shall inform the PCF of the UE status as defined in Annex B.3.4.2.

### B.3.3.2 Request report of EPS Fallback

When the "EPSFallbackReport" feature is supported, if the AF requests the PCF to report the EPS fallback for voice media type as described in subclauses 4.2.2.30 or 4.2.3.29 of 3GPP TS 29.514 [17] or in subclause E.3 of 3GPP TS 29.214 [18], the PCF shall perform the PCC rule provisioning procedure as defined in subclause 4.2.6.2.1 and additionally provide the request of EPS fallback report to the SMF as follows:

- it shall include the "lastReqRuleData" attribute to contain the "reqData" attribute with the value "EPS\_FALLBACK" and the "refPccRuleIds" attribute to contain the related installed/modified PCC rule identifier(s) with 5QI=1.
- it shall provide the "EPS\_FALLBACK" policy control request trigger within the "policyCtrlReqTriggers" attribute, if not provided before.

## B.3.4 Npcf\_SMPolicyControl\_Update Service Operation

### B.3.4.0 General

When the established PDN connection through the EPC/E-UTRAN network is modified and SMF+PGW-C receives Modify Bearer Request, Modify Bearer or Delete Bearer Command message and if the SMF detects the policy control request trigger(s) is met or the error(s) needs to be reported or when the UE handed over from the 5GS to the EPS and the SMF detects the policy control request trigger(s) is met, the SMF+PGW-C shall behave as defined in subclause 4.2.4.2 with the differences that the SMF+PGW-C shall include (if available) in the SmPolicyUpdateContextData data structure:

- IP-CAN type within the "accessType" attribute;
- RAT type within the "ratType" attribute;

NOTE 1: See Annex B.3.4.5 for further information.

- subscribed APN-AMBR within the "subsSessAmbr" attribute;

- subscribed Default EPS bearer QoS Information within the "subsDefQos" attribute;

NOTE 2: Subscribed APN-AMBR and the QCI within the subscribed default EPS bearer QoS are mapped to subscribed Session-AMBR and 5QI as defined in Annex B.3.6.1 respectively.

- the bearer usage required of the default bearer within the "qosFlowUsage" attribute; and
- user location information of EPC within the "userLocationInfo" attribute.

NOTE 3: See Annex B.3.4.3 for further information.

### B.3.4.1 Number of Supported Packet Filters Report

When the UE handed over from the EPC/E-UTRAN to the 5GS and the number of supported packet filters for signalled QoS rules is received from the UE, the SMF shall include the "NUM\_OF\_PACKET\_FILTER" within the "repPolicyCtrlReqTriggers" attribute and the number of supported packet filters for signalled QoS rules within the "numOfPackFilter". In this case, the PCF shall behave as defined in subclause 4.2.6.2.16.

### B.3.4.2 Policy Update When UE suspends

#### B.3.4.2.1 Policy Update Error Report

If the PolicyUpdateWhenUESuspends feature as defined in subclause 5.8 is supported, and when the SMF receives the policy decision from the PCF as defined in subclause 4.2.4.1 for a PDN connection maintained when the UE's status is suspend state, the SMF shall include the "ruleReports" attribute for the affected PCC rules and/or session rules to report the failure within the SmPolicyUpdateContextData data structure. Within the ErrorReport data structure, the SMF shall include the "error" attribute containing the "cause" attribute of the ProblemDetails data structure set to "UE\_STATUS\_SUSPEND" which indicates the failure to enforce the corresponding policy decision, except if the policy decision is for the PCC rule removal only and/or session rule removal only, and further include the information as follows:

- if the policy decision includes the modification of one or more session rules, within an RuleReport instance, the SMF shall include the "sessRuleReports" attribute. Within each SessionRuleReport data structure, the SMF shall include the affected session rules within the "ruleIds" attribute(s), the "sessRuleFailureCode" attribute set to "UE\_STA\_SUSP" and the "ruleStatus" attribute set to ACTIVE to indicate the failure to enforce those session rules.
- if the policy decision includes the installation of one or more PCC rules, the SMF shall invoke the procedure as defined in subclause 4.2.4.15 with the "failureCode" attribute set to "UE\_STA\_SUSP" and "ruleStatus" attribute set to INACTIVE to indicate the failure to enforce those PCC rules.
- if the policy decision includes the modification of one or more PCC rules, the SMF shall invoke the procedure as defined in subclause 4.2.4.15 with the "failureCode" attribute set to "UE\_STA\_SUSP" and "ruleStatus" attribute set to ACTIVE to indicate the failure to enforce those PCC rules.

Upon reception of the "failureCode" attribute and/or "sessRuleFailureCode" attribute set to "UE\_STA\_SUSP", the PCF shall not initiate any PDU Session Modification procedure, except if it is initiated for the PCC rule removal only and/or session rule removal only, for the given PDU session over N7 until the UE's status is resumed.

#### B.3.4.2.2 UE State Change Report

If the SMF detected the UE's status is resumed from suspend state, the SMF shall inform the PCF of the UE status including the "UE\_STATUS\_RESUME" within "repPolicyCtrlReqTriggers" attribute. The PCF shall after this update the SMF with PCC Rules or session rules if necessary.

### B.3.4.3 UE Location related information

When the UE handed over from the 5GS to EPC/E-UTRAN the SMF+PGW-C shall include, together with the policy control request triggers met, the following user location information:

- If the "SAREA\_CH" or "SCELL\_CH" policy control request trigger is provisioned and met, the user location information within the "eutraLocationInfo" attribute included in the "userLocationInfo" attribute.
- If the "SCNN\_CH" policy control request trigger is provisioned and met, the "servNfId" attribute including the S-GW identification within the "anGwAddr" attribute.

When the UE handed over from the 5GS to EPC non-3GPP access, the SMF+PGW-C shall include, together with the applicable provisioned policy control request triggers, the following user location information:

- If the "SAREA\_CH" policy control request trigger is provisioned and met, the user location information within the "n3gaLocation" attribute included in the "userLocationInfo" attribute; and
- if the "SCNN\_CH" policy control request trigger is provisioned and met, the ePDG identification within the "anGwAddr" attribute included in the "servNfId" attribute.

NOTE: The "n3gaLocation" attribute does not include the "n3gppTai" and "n3IwfId" attributes in EPC interworking scenarios.

#### B.3.4.4 Presence Reporting Area Information Report

When the UE is connected through the EPC/E-UTRAN network, the SMF+PGW-C receives the presence reporting area information as defined in 3GPP TS 29.274 [37].

#### B.3.4.5 Access Type related information

The SMF+PGW shall include, when the policy control request trigger "AC\_TY\_CH" is met, the following access type information:

- If after handover the new access type is EPC/E-UTRAN:
  - a) the "3GPP\_ACCESS" value within the "accessType" attribute; and
  - b) the "EUTRA" value within the "ratType" attribute.
- If after handover the new access type is EPC/ePDG:
  - a) the "NON\_3GPP\_ACCESS" value within the "accessType" attribute;
  - b) the "WLAN" or "VIRTUAL" value within the "ratType" attribute, as applicable; and
  - c) the ePDG address in the "servNfId" attribute within the "anGwAddr" attribute.

NOTE 1: In the interworking scenario, "AC\_TY\_CH" is met when the UE handed over from the 5GC/N3IWF to the EPC/E-UTRAN, or when the UE handed over from the 5GS to the EPC/ePDG.

The SMF+PGW shall include, when the policy control request trigger "RAT\_TY\_CH" is met, the following RAT type information:

- If after handover the new RAT type is the E-UTRA, the "EUTRA" value within the "ratType" attribute.
- If after handover the new RAT type is the WLAN, the "WLAN" or "VIRTUAL" value within the "ratType" attribute, as applicable.

NOTE 2: In the interworking scenario, "RAT\_TY\_CH" is met when the UE handed over from the NR to the E-UTRA or when the UE handed over from the NR to the WLAN and from E-UTRA to WLAN.

#### B.3.4.6 Report of EPS Fallback

When the "EPSFallbackReport" feature is supported, if the "PolicyCtrlReqTriggers" attribute with the value "EPS\_FALLBACK" has been provided to the SMF, the SMF shall notify to the PCF of EPS fallback when a PCC rule referred from the "lastReqRuleData" attribute required the EPS fallback report within the "reqData" attribute.

When the SMF received a PDU session modification response from the access network indicating the establishment of the QoS flow with 5QI=1 is rejected due to EPS fallback, the SMF shall within the SmPolicyUpdateContextData data structure include:

- the "EPS\_FALLBACK" value within the "repPolicyCtrlReqTriggers" attribute; and
- the affected PCC rules within the "pccRuleIds" attribute included in the "ruleReports" attribute, where the "ruleStatus" attribute is set to ACTIVE.

The PCF shall identify the AF session that requested the voice media type that triggered the EPS fallback and shall notify the AF as described in subclauses 4.2.5.15 of 3GPP TS 29.514 [17] or in subclause E.3 of 3GPP TS 29.214 [18].

### B.3.4.7 MA PDU Session

If the "ATSSS" feature defined in subclause 5.8 is supported, when the UE handed over from the EPC/E-UTRAN to the 5GS and the MA PDU Request Indication or MA PDU Network-Upgrade Allowed Indication and ATSSS Capability are received from the UE, the SMF shall include the "MA\_PDU" within the "repPolicyCtrlReqTriggers" attribute, and, as defined in subclause 4.2.2.17, the SMF shall include the MA PDU session Indication within the "maPduInd" attribute and the ATSSS capability of the MA PDU session within the "atssCapab" attribute. In this case, the PCF shall behave as defined in subclause 4.2.2.17.

## B.3.5 Npcf\_SMPolicyControl\_Delete Service Operation

### B.3.5.1 General

When the UE deletes the PDN connection through the EPC network and the SMF+PGW-C shall behave as defined in subclause 4.2.5.2 with the difference that the SMF+PGW-C shall include the information elements contained in the Delete Session Request message within the SmPolicyDeleteData data structure.

NOTE: See Annex B.3.2.1 for location information.

## B.3.6 Provisioning and Enforcement of Policy Decisions

### B.3.6.1 QoS mapping performed by the SMF+PGW-C

When the UE is served by the 5GC, during PDU Session establishment and GBR QoS flow establishment, SMF+PGW-C performs EPS QoS mappings, from the 5G QoS parameters obtained from the PCF, and allocates TFT with the PCC rules obtained from the PCF. If a TFT is to be allocated for a downlink unidirectional EPS bearer mapped from a downlink only QoS Flow, the SMF+PGW-C shall allocate a TFT packet filter that effectively disallows any useful uplink packet as described in subclause 15.3.3.4 of 3GPP TS 23.060 [26]. The SMF+PGW-C sends the mapped QoS parameters and TFT to the UE via PCO.

When the UE is served by the EPC, during PDN Connection establishment and dedicated bearer establishment/modification, SMF+PGW-C performs EPS QoS mappings, from the 5G QoS parameters obtained from the PCF, and allocates TFT with the PCC rules obtained from the PCF. Other 5G QoS parameters corresponding to the PDN connection, e.g. Session AMBR, and QoS rules and QoS Flow level QoS parameters if needed for the QoS Flow(s) associated with the QoS rule(s), are sent to UE in PCO.

The SMF+PGW-C shall perform EPS QoS mappings as defined in subclause 4.11.1.1 and Annex C in 3GPP TS 23.502 [3] as follows:

- ignore the QNC and reflective QoS indication if received;
- for standardized 5QIs, the authorized 5QI is one to one mapped to the QCI;

NOTE: The delay critical 5QI mapping to QCI is unspecified in the present specification.

- for non-standardized 5QI, derive the authorized QCI based on the authorized 5QI and operator policy;
- one to one map the subscribed default QCI to the subscribed default 5QI;

- set the subscribed Session-AMBR according to operator policy (e.g. taking the value of subscribed APN-AMBR into account); and
- set the authorized APN-AMBR according to operator policy (e.g. taking the value of authorized Session-AMBR into account).

### B.3.6.2 Provisioning of Presence Reporting Area Information

When the UE is connected through the EPC/E-UTRAN network, the SMF+PGW-C initiates the appropriate PDU session specific procedures specified in 3GPP TS 29.274 [37] to obtain the presence state of a UE in a presence reporting area.

### B.3.6.3 Request and Report of Access Network information

If the NetLoc feature as defined in subclause 5.8 is supported, the PCF may request the SMF+PGW-C to report the access network information as defined in subclause 4.2.6.5.4.

If the AN\_INFO policy control request trigger is set, upon receiving the "lastReqRuleData" attribute with the "reqData" attribute with the value(s) MS\_TIME\_ZONE and/or USER\_LOC\_INFO and the "refPccRuleIds" attribute containing the PCC rule identifier(s) corresponding to the PCC rule(s) being installed, modified or removed:

- If the "reqData" attribute indicates MS\_TIME\_ZONE and USER\_LOC\_INFO and the SMF+PGW-C determines that the access network does not support the access network information reporting, the SMF+PGW-C shall immediately inform the PCF by including the "netLocAccSupp" attribute set to "ANR\_NOT\_SUPPORTED" value in the "UeCampingRep" data structure returned in the "200 OK" response to the policy update notification request.
- If the "reqData" attribute only includes the MS\_TIME\_ZONE value and the SMF+PGW-C determines that the access network does not support the report of the UE time zone, the SMF+PGW-C shall immediately inform the PCF by including the "netLocAccSupp" attribute set to "TZR\_NOT\_SUPPORTED" value in the "UeCampingRep" data structure returned in the "200 OK" response to the policy update notification request.
- If the "reqData" attribute only includes the USER\_LOC\_INFO value and the SMF+PGW-C determines that the access network does not support the report of the UE location, the SMF+PGW-C shall immediately inform the PCF by including the "netLocAccSupp" attribute set to "LOC\_NOT\_SUPPORTED" value in the "UeCampingRep" data structure returned in the "200 OK" response to the policy update notification request.
- If the "reqData" attribute includes the USER\_LOC\_INFO value and/or the MS\_TIME\_ZONE value, and the SMF+PGW-C determines the access network supports the report of UE time zone, the SMF+PGW-C shall apply appropriate procedures to the EPC access network to obtain the requested access network information and shall behave as specified in subclause 4.2.4.9.

NOTE: The SMF+PGW determines whether the access network supports access network information reporting based on access type, RAT type and trusted/untrusted type of the access network.

---

# Annex C (normative): Wireless and wireline convergence access support

## C.1 Scope

This annex defines procedures for wireless and wireline convergence access support for 5GS. The specific stage 2 definition and related procedures are contained in 3GPP TS 23.316 [42]. The System Architecture for wireless and wireline convergence access is defined in 3GPP TS 23.501 [2].

---

## C.2 Npcf\_SMPolicyControl Service

### C.2.1 Service Description

#### C.2.1.1 Overview

Subclause 4.1.1 applies with the exception that the UE is replaced by the 5G-RG and the W-AGF, which is acting as a UE towards the 5GC on behalf of the FN-RG.

#### C.2.1.2 Service Architecture

Subclause 4.1.2 applies with the exception that roaming functionality does not apply for session policy control in this Release of the specification for 5G-RG users connecting to the 5GC via W-5GAN and FN-RG users. Roaming architecture is only applicable to a 5G-RG connecting to the 5GC via NG RAN.

The 5G-RG may support LTE access connected to EPC and EPC interworking as defined in Annex B.

#### C.2.1.3 Network Functions

##### C.2.1.3.1 Policy Control Function (PCF)

The PCF functionality defined in subclause 4.1.3.1 shall apply with the exceptions described in this Annex.

##### C.2.1.3.2 NF Service Consumers

The functionality defined in subclause 4.1.3.2 shall apply.

The enforcement of the policy decisions applies for a single access PDU session over wireline access and multiaccess PDU sessions over wireline access and 3GPP with the exceptions described in this Annex.

#### C.2.1.4 Rules

##### C.2.1.4.1 PCC Rules

Functionality as described in subclause 4.1.4.2 applies with the following exceptions for the traffic of a PDU session over wireline access:

- UL/DL Maximum Packet Loss Rate information does not apply.
- QoS Notification Control Information does not apply.

### C.2.1.5 Policy control request trigger

The Policy Control Request Triggers defined in subclause 5.6.3.6 and related procedures are supported for a 5G-RG connecting to the 5GC via NG-RAN.

The Policy Control Request Triggers defined in subclause 5.6.3.6 are supported for a 5G-RG or FN-RG connecting to the 5GC via W-5GAN with the following not supporting ones:

- PLMN\_CH
- SAREA\_CH
- SCNN\_CH
- PRA\_CH
- PS\_DA\_OFF
- QOS\_NOTIF
- RES\_RELEASE
- UE\_STATUS\_RESUME
- TSN\_ETHER\_PORT
- TSN\_CONTAINER

Consequently, the procedures related to above policy control request triggers are not supported in the corresponding service operations.

---

## C.3 Service Operation

### C.3.1 Introduction

Subclause 4.2.1 applies.

### C.3.2 Npcf\_SMPolicyControl\_Create Service Operation

#### C.3.2.1 General

Subclause 4.2.2.2 is applied with the following differences:

- The allocated /128 IPv6 address or IPv6 /64 prefix or IPv6 prefix shorter than /64 is included within the "ipv6AddressPrefix" attribute.
- Request of Presence Reporting Area Change Report is not applicable when the 5G-RG or FN-RG connects to the 5GC via W-5GAN.
- Global Line ID including the line Id and either PLMN Id or operator Id is encoded within the "gli" attribute of the "n3gaLocation" attribute included in the "userLoc" attribute within the PolicyAssociationRequest data structure when the 5G-RG or FN-RG registers via W-5GBAN.
- The HFC Node Identifier is encoded in the "hfcNodeId" attribute of the "n3gaLocation" attribute included in the "userLocationInfo" attribute within the SmPolicyContextData data structure when the 5G-CRG or FN-CRG connects to the 5GC via W-5GCAN.
- The PEI that may be included within the "pei" attribute shall have one of the following representations:
  - i. When the UE supports only wireline access, the PEI shall be a MAC address.

NOTE: When the PEI includes an indication that the MAC address cannot be used as Equipment identifier, the PEI cannot be trusted for regulatory purposes and cannot be used for equipment based policy evaluation.

- ii. When the UE supports at least one 3GPP access technology, the PEI shall be the allocated IMEI or IMEISV.
- To support of Hybrid Access for a 5G-RG with a single PDU session as described in subclause C.3.6.2.2, EPC interworking specific attributes and procedures apply as described in subclause B.3.2;
- Access Traffic Steering, Switching and Splitting as defined in subclause 4.2.2.17 is only applicable to the case that the 5G-RG establishes:
  - a) Hybrid Access with a multi-access PDU Session connectivity via NG-RAN and W-5GAN, as described in subclause C.3.6.2.3; or
  - b) Hybrid Access with a multi-access PDU Session connectivity via EPC/E-UTRAN and W-5GAN, as described in subclause C.3.6.2.4.
- The access network transmission technology for the wireline access may be encoded:
  - i. within the "ratType" attribute of the SmPolicyContextData type; or
  - ii. when Access Traffic Steering, Switching and Splitting is supported, within the "ratType" attribute of the SmPolicyContextData type, or within the "ratType" attribute of the AdditionalAccessInfo type.

### C.3.2.2 IPTV service support

If the PCF fetches the Multicast Access Control information from the UDR as defined in 3GPP TS 29.519 [15], the PCF shall authorize a PCC rule as defined in Annex C.3.6.1 and provision it to the SMF in the HTTP response message.

## C.3.3 Npcf\_SMPolicyControl\_UpdateNotify Service Operation

### C.3.3.1 General

The descriptions in subclause 4.2.3.1 are applied with the following differences:

- To support Hybrid Access for a 5G-RG with a single PDU session as described in subclause C.3.6.2.2, EPC interworking specific attributes and procedures apply as described in B.3.3;
- Access traffic steering, switching and splitting support as described in subclause 4.2.3.21 is only applicable to the case that 5G-RG establishes:
  - a) Hybrid Access with a multi-access PDU Session connectivity via NG-RAN and W-5GAN, as described in subclause C.3.6.2.3; or
  - b) Hybrid Access with a multi-access PDU Session connectivity via EPC/E-UTRAN and W-5GAN, as described in subclause C.3.6.2.4.
- Request for the result of PCC rule removal is not applicable when the 5G-RG or FN-RG connects to the 5GC via W-5GAN.

### C.3.3.2 IPTV service support

If the PCF fetches the Multicast Access Control information from the UDR as defined in 3GPP TS 29.519 [15], for each impacted PDU session, the PCF shall authorize a PCC rule as defined in Annex C.3.6.1 and provision it to the SMF in the HTTP POST message.



## C.3.4 Npcf\_SMPolicyControl\_Update Service Operation

### C.3.4.1 General

Subclause 4.2.4.2 is applied with the following differences:

- The released /128 IPv6 address or IPv6 /64 prefix or IPv6 prefix shorter than /64 is included within the "relIPv6AddressPrefix" attribute.
- RAN cause and/or the NAS cause information is not applicable when the 5G-RG or FN-RG connects the 5GC via W-5GAN.
- To support Hybrid Access for a 5G-RG with a single PDU session as described in subclause C.3.6.2.2, EPC interworking specific attributes and procedures apply as described in B.3.4;
- Access traffic steering, switching and splitting support as described in subclause 4.2.4.25 is only applicable to the case that 5G-RG establishes:
  - a) Hybrid Access with a multi-access PDU Session connectivity via NG-RAN and W-5GAN, as described in subclause C.3.6.2.3; or
  - b) Hybrid Access with a multi-access PDU Session connectivity via EPC/E-UTRAN and W-5GAN, as described in subclause C.3.6.2.4.
- The access network transmission technology for the wireline access may be encoded:
  - i. within the "ratType" attribute of the SmPolicyUpdateContextData type; or
  - ii. when Access Traffic Steering, Switching and Splitting is supported, within the "ratType" attribute of the SmPolicyContextUpdateData type, or within the "ratType" attribute of the AdditionalAccessInfo type.

### C.3.4.2 IPTV service support

If the "WWC" feature is supported and "5G\_RG\_JOIN" and/or "5G\_RG\_LEAVE" are provisioned and when the SMF detects a 5G-RG has joined or left to an IP Multicast Group, the SMF shall send an HTTP POST message as defined in subclause 4.2.4.2 and include the "5G\_RG\_JOIN" or "5G\_RG\_LEAVE" within the "repPolicyCtrlReqTriggers" attribute respectively and the received one or more IP multicast addressing information within the "mulAddrInfos" attribute. Within each IpMulticastAddressInfo data structure, the SMF shall include the destination IPv4 multicast address of the DL multicast flow within the "ipv4MulAddr" attribute and the source IPv4 address of the DL multicast flow within the "srcIpv4Addr" attribute if available or the destination IPv6 multicast address of the DL multicast flow within the "ipv6MulAddr" attribute and the source IPv6 address of the DL multicast flow within the "srcIpv6Addr" attribute if available.

NOTE: The corresponding notification can be used by the PCF to manage Preview Rights related with an IP multicast flow corresponding to an IPTV channel by provisioning the corresponding PCC rule. In this case the PCF is responsible to remove the provisioned PCC rule when the preview duration has elapsed.

## C.3.5 Npcf\_SMPolicyControl\_Delete Service Operation

### C.3.5.1 General

Subclause 4.2.5.1 is applied with the following differences and limitations:

- Global Line ID including the line Id and either PLMN Id or operator Id is encoded within the "gli" attribute of the "n3gaLocation" attribute included in the "userLocationInfo" attribute within the SmPolicyDeleteData data structure when the 5G-RG or FN-RG connects the 5GC via W-5GBAN.
- The HFC Node Identifier is encoded in the "hfcNodeId" attribute of the "n3gaLocation" attribute included in the "userLocationInfo" attribute within the SmPolicyDeleteData data structure when the 5G-CRG or FN-CRG connects to the 5GC via W-5GCAN.

- RAN cause and/or the NAS cause information is not applicable when the 5G-RG or FN-RG connects the 5GC via W-5GAN.

## C.3.6 Provisioning and Enforcement of Policy Decisions

Subclause 4.2.6 applies with the following exceptions for the traffic of a PDU session over wireline access:

- Policy provisioning and enforcement of authorized QoS per service data flow as described in subclause 4.2.6.2 applies with the following differences:
  - a) Determination of Maximum Packet Loss Rate for UL/DL does not apply.
  - b) PCF does not request a notification when authorized GBR or delay critical GBR cannot be guaranteed or can be guaranteed again, i.e. "qnc" attribute does not apply.
- Provisioning of PCC Rules for Multimedia Priority Services is not supported. Subclause 4.2.6.2.12 does not apply.
- Provisioning of PCC Rules for Mission Critical Services is not supported. Subclause 4.2.6.2.19 does not apply.

### C.3.6.1 IPTV service support

If the "WWC" feature is supported by the SMF and PCF as defined in subclause 5.8, when the PCF fetches the Multicast Access Control information from the UDR as defined in 3GPP TS 29.519 [15] applicable for a SUPI or Internal Group Id, the PCF authorizes the request. For impacted PDU Session that corresponds to the request, the PCF shall determine the PCC rules that are generated based on the request as follows:

- The PCF include the multicast address within the "flowInfos" attribute of the PCC rule;
- The PCF shall include the "mulAccCtrl" attribute set to "ALLOWED" within a Traffic Control Data instance which the PCC rule refers to indicate that the multicast channel is allowed.
- The PCF shall include the "mulAccCtrl" attribute set to "NOT\_ALLOWED" within a Traffic Control Data instance which the PCC rule refers to indicate that the multicast channel is not allowed.

NOTE: The "flowStatus" attribute is not included in this Traffic Control Data instance.

### C.3.6.2 Hybrid Access support

#### C.3.6.2.1 General

This clause specifies the support of policy control for Hybrid Access considering both, the support of single access PDU sessions and MA PDU sessions.

Hybrid Access applies to a 5G-RG capable of connecting to:

- both, NG-RAN and wireline access; and/or
- both, wireline access and EPC/E-UTRAN using EPC interworking as described in Annex B.

Hybrid Access does not apply to FN-RG.

#### C.3.6.2.2 Hybrid Access with single PDU session

Hybrid Access scenarios with single PDU sessions shall only use one of the two accesses, but the PDU session can be handover over between the two accesses.

When the "WWC" feature is supported by the SMF and the PCF as defined in subclause 5.8:

- for a 5G-RG capable of connecting to the NG-RAN and the wireline access, the procedures specified in the main body of this specification apply, except:

- i. the UE is replaced by the 5G-RG; and
  - ii. the non-3GPP access is replaced by the wireline access, as specified in this annex;
- for a 5G-RG capable of connecting to the wireline access and the EPC/E-UTRAN access, the procedures specified in the Annex B of this specification apply, except:
- i. the UE is replaced by the 5G-RG; and
  - ii. the non-3GPP access N3IWF is replaced by the wireline access.

#### C.3.6.2.3 Hybrid Access with MA PDU session connectivity over NG-RAN and wireline

If the "WWC" and the "ATSSS" features are supported by the SMF and the PCF as defined in subclause 5.8, this scenario uses the Access Traffic Steering, Switching and Splitting functionality as described in subclauses 4.2.2.17, 4.2.3.21, and 4.2.4.25.8 with the following differences:

- UE is replaced by 5G-RG.
- Non-3GPP access(es) is replaced by wireline access.

#### C.3.6.2.4 Hybrid Access with MA PDU session connectivity over EPC/E-UTRAN and wireline using EPC interworking scenarios

If the "WWC" and the "ATSSS" features are supported by the SMF and the PCF as defined in subclause 5.8, this scenario uses the Access Traffic Steering, Switching and Splitting functionality as described in subclauses 4.2.2.17, 4.2.3.21, and 4.2.4.2 with the following specifics:

- UE is replaced by 5G-RG.
- Non-3GPP access(es) is replaced by wireline access.
- Multi access connectivity is provided using ATSSS using both, EPC (as 3GPP access) and wireline access/5GC system (as non-3GPP access), where:
  - i. the ATSSS rules are derived from PCC rules and provided from the PGW-C+SMF to the 5G-RG over wireline access/5GC system;
  - ii. when the 5G-RG requests a PDN connection in EPC indicating the association with a MA PDU session, the PDN connection may be handed over to 3GPP access in 5GC without affecting the ATSSS control.

## Annex D(informative): Change history

| Date    | Meeting | TDoc      | CR   | Rev | Cat | Subject/Comment   | New version |
|---------|---------|-----------|------|-----|-----|---|-------------|
| 2017-10 |         |           |      |     |     | TS skeleton of Session Management Policy Control Services specification   | 0.0.0       |
| 2017-10 | CT3#92  |           |      |     |     | Inclusion of C3-175237, C3-175353 and editorial changes from Rapporteur   | 0.1.0       |
| 2017-12 | CT3#93  |           |      |     |     | Inclusion of C3-176145, C3-176248, C3-176252, C3-176254, C3-176255, C3-176256, C3-176257, C3-176319, C3-176320, C3-176321, C3-176322, C3-176323 and editorial changes from Rapporteur   | 0.2.0       |
| 2018-01 | CT3#94  |           |      |     |     | Inclusion of C3-180035, C3-180198, C3-180097, C3-180342, C3-180303, C3-180343, C3-180202, C3-180305, C3-180307, C3-180308, C3-180306, C3-180309, C3-180310, C3-1801311, C3-180312   | 0.3.0       |
| 2018-03 | CT3#95  |           |      |     |     | Inclusion of C3-181355, C3-181345, C3-181222, C3-181223, C3-181226, C3-181227   | 0.4.0       |
| 2018-04 | CT3#96  | C3-182515 |      |     |     | Inclusion of C3-182056, C3-182318, C3-182322, C3-182463, C3-182325, C3-182327, C3-182330, C3-182331, C3-182132, C3-182332, C3-182324, C3-182482.  | 0.5.0       |
| 2018-05 | CT3#97  | C3-183868 |      |     |     | Inclusion of C3-183811, C3-183889, C3-183748, C3-183749, C3-183845, C3-183461, C3-183846, C3-183847, C3-183884, C3-183850, C3-183851, C3-183852, C3-183853, C3-183470, C3-183855, C3-183854, C3-183760, C3-183885, C3-183736, C3-183848, C3-183857, C3-183858, C3-183765, C3-183766, C3-183486, C3-183886, C3-183859, C3-183887, C3-183488, C3-183489, C3-183888, C3-183815, C3-183769, C3-183793, C3-183816, C3-183763, C3-183509, C3-183865, C3-183866, C3-183771, C3-183867, C3-183772, C3-183818, C3-183255, C3-183868, C3-183284 | 0.6.0       |
| 2018-06 | CT#80   | CP-181036 |      |     |     | TS sent to plenary for approval   | 1.0.0       |
| 2018-06 | CT#80   | CP-181036 |      |     |     | TS approved by plenary  | 15.0.0      |
| 2018-09 | CT#81   | CP-182015 | 0001 | 5   | F   | Updates for TS 29.512 structure   | 15.1.0      |
| 2018-09 | CT#81   | CP-182015 | 0002 | 4   | F   | Update of Npcf_SMPolicyControl_Create Service Operation   | 15.1.0      |
| 2018-09 | CT#81   | CP-182015 | 0003 | 5   | F   | Update of Npcf_SMPolicyControl_UpdateNotify Service Operation   | 15.1.0      |
| 2018-09 | CT#81   | CP-182015 | 0004 | 3   | F   | Update of Npcf_SMPolicyControl_Update Service Operation   | 15.1.0      |
| 2018-09 | CT#81   | CP-182015 | 0005 | 4   | F   | Update of Npcf_SMPolicyControl_Delete Service Operation   | 15.1.0      |
| 2018-09 | CT#81   | CP-182015 | 0006 | 5   | F   | Multi-homing support  | 15.1.0      |
| 2018-09 | CT#81   | CP-182015 | 0007 | 2   | F   | Access Network Charging Identifier request and report   | 15.1.0      |
| 2018-09 | CT#81   | CP-182015 | 0008 | 3   | F   | Request result of PCC rule removal  | 15.1.0      |
| 2018-09 | CT#81   | CP-182015 | 0009 | 3   | F   | Request the successful resource allocation notification   | 15.1.0      |
| 2018-09 | CT#81   | CP-182168 | 0010 | 6   | F   | HTTP error handling procedure   | 15.1.0      |
| 2018-09 | CT#81   | CP-182169 | 0011 | 7   | F   | PCC Rule Error Handling   | 15.1.0      |
| 2018-09 | CT#81   | CP-182015 | 0012 | 2   | F   | Failure cases of Npcf_SMPolicyControl_Create Service Operation  | 15.1.0      |
| 2018-09 | CT#81   | CP-182015 | 0013 | 5   | F   | Failure cases of Npcf_SMPolicyControl_UpdateNotify Service Operation  | 15.1.0      |
| 2018-09 | CT#81   | CP-182015 | 0014 | 2   | F   | Failure cases of Npcf_SMPolicyControl_Update Service Operation  | 15.1.0      |
| 2018-09 | CT#81   | CP-182015 | 0015 | 1   | F   | Update of PCF and SMF function descriptions   | 15.1.0      |
| 2018-09 | CT#81   | CP-182015 | 0016 | 3   | F   | Rules, Session rules, PCC rules definition updates  | 15.1.0      |
| 2018-09 | CT#81   | CP-182015 | 0017 | 2   | F   | Policy Decision types Updates   | 15.1.0      |
| 2018-09 | CT#81   | CP-182015 | 0018 | 4   | F   | Policy control request trigger definition update  | 15.1.0      |
| 2018-09 | CT#81   | CP-182015 | 0019 | 2   | F   | Conditioned PCC rule update   | 15.1.0      |
| 2018-09 | CT#81   | CP-182015 | 0020 | 2   | F   | Conditioned session rule update   | 15.1.0      |
| 2018-09 | CT#81   | CP-182015 | 0021 | 2   | F   | IMS restoration support   | 15.1.0      |
| 2018-09 | CT#81   | CP-182015 | 0022 | 9   | F   | PRA support   | 15.1.0      |
| 2018-09 | CT#81   | CP-182015 | 0023 | 5   | F   | Update of steering the traffic to a local access of the data network  | 15.1.0      |
| 2018-09 | CT#81   | CP-182015 | 0024 | 2   | F   | Support for Ethernet PDU type   | 15.1.0      |
| 2018-09 | CT#81   | CP-182015 | 0025 | 6   | F   | Update of Provisioning of charging related information for PDU session  | 15.1.0      |
| 2018-09 | CT#81   | CP-182015 | 0026 | 4   | F   | UE requests specific QoS handling for selected SDF  | 15.1.0      |
| 2018-09 | CT#81   | CP-182015 | 0027 | 6   | F   | Provisioning of IP index information  | 15.1.0      |
| 2018-09 | CT#81   | CP-182015 | 0028 | 1   | F   | Update of Multimedia Priority Services  | 15.1.0      |
| 2018-09 | CT#81   | CP-182015 | 0029 | 3   | F   | Exclude the traffic from the session level usage monitoring   | 15.1.0      |
| 2018-09 | CT#81   | CP-182015 | 0030 | 3   | F   | Provisioning of specific QoS parameters together with 5QI   | 15.1.0      |
| 2018-09 | CT#81   | CP-182015 | 0031 | 1   | F   | Add Unspecified value to the FlowDirection data type  | 15.1.0      |
| 2018-09 | CT#81   | CP-182015 | 0032 | 2   | F   | Completion of definitions of UsageMonitoringData and AccuUsageReport  | 15.1.0      |
| 2018-09 | CT#81   | CP-182015 | 0033 | 4   | F   | Definition of FlowStatus data type  | 15.1.0      |
| 2018-09 | CT#81   | CP-182015 | 0034 | 1   | F   | Definition of RedirectAddressType data type   | 15.1.0      |

|         |       |           |      |   |   |  |        |
|---------|-------|-----------|------|---|---|--|--------|
| 2018-09 | CT#81 | CP-182015 | 0035 | 1 | F | Mandate the TrafficControlData decision                                      | 15.1.0 |
| 2018-09 | CT#81 | CP-182015 | 0036 | 2 | F | Reflective QoS support   | 15.1.0 |
| 2018-09 | CT#81 | CP-182015 | 0037 | 1 | F | Remove the DELETE method   | 15.1.0 |
| 2018-09 | CT#81 | CP-182015 | 0038 | 1 | F | Remove the Packet Loss Rate from the QoS characteristics                     | 15.1.0 |
| 2018-09 | CT#81 | CP-182015 | 0039 | 1 | F | Re-use the ARP data type from 29.571   | 15.1.0 |
| 2018-09 | CT#81 | CP-182015 | 0043 | 1 | F | Definition of DNAI   | 15.1.0 |
| 2018-09 | CT#81 | CP-182015 | 0044 | 1 | F | Completion of ConditionData  | 15.1.0 |
| 2018-09 | CT#81 | CP-182015 | 0045 | 1 | F | Completion of TrafficControlData data type                                   | 15.1.0 |
| 2018-09 | CT#81 | CP-182023 | 0046 | 1 | B | Trace activation   | 15.1.0 |
| 2018-09 | CT#81 | CP-182015 | 0047 | 2 | F | Corrections on the notification URIs defined for the UpdateNotify            | 15.1.0 |
| 2018-09 | CT#81 | CP-182015 | 0048 | 4 | F | Corrections on attributes and data types                                     | 15.1.0 |
| 2018-09 | CT#81 | CP-182015 | 0049 | - | F | Corrections on Supported Features  | 15.1.0 |
| 2018-09 | CT#81 | CP-182015 | 0050 | 1 | F | Update custom operation for Npcf_SMPolicyControl_Update                      | 15.1.0 |
| 2018-09 | CT#81 | CP-182015 | 0051 | - | F | Missing Slice Information  | 15.1.0 |
| 2018-09 | CT#81 | CP-182015 | 0052 | 1 | F | Solution to IPv4 overlapping   | 15.1.0 |
| 2018-09 | CT#81 | CP-182015 | 0053 | 1 | F | Description of Structured data types   | 15.1.0 |
| 2018-09 | CT#81 | CP-182104 | 0054 | 1 | B | Support of PCC rule versioning   | 15.1.0 |
| 2018-09 | CT#81 | CP-182015 | 0055 | 1 | F | Update of Sponsored data connectivity support                                | 15.1.0 |
| 2018-09 | CT#81 | CP-182015 | 0056 | 1 | F | Update of resource structure   | 15.1.0 |
| 2018-09 | CT#81 | CP-182015 | 0057 | 1 | F | Correction on cardinality of array and map                                   | 15.1.0 |
| 2018-09 | CT#81 | CP-182015 | 0058 | - | F | Update of PccRule data type  | 15.1.0 |
| 2018-09 | CT#81 | CP-182015 | 0059 | 1 | F | Open issues on Reused data types   | 15.1.0 |
| 2018-09 | CT#81 | CP-182015 | 0060 | - | F | DNAI report  | 15.1.0 |
| 2018-09 | CT#81 | CP-182015 | 0061 | - | F | Definition of maxPacketLossRate  | 15.1.0 |
| 2018-12 | CT#82 | CP-183205 | 0063 | 6 | F | Correction to the AF influence traffic steering control                      | 15.2.0 |
| 2018-12 | CT#82 | CP-183205 | 0064 | 2 | F | Some corrections to the OpenAPI file   | 15.2.0 |
| 2018-12 | CT#82 | CP-183205 | 0065 | 3 | F | Background data transfer support   | 15.2.0 |
| 2018-12 | CT#82 | CP-183205 | 0066 | 4 | F | Clarification of default QoS   | 15.2.0 |
| 2018-12 | CT#82 | CP-183205 | 0067 | 3 | F | Clarification of Maximum Packet Loss Rate authorization                      | 15.2.0 |
| 2018-12 | CT#82 | CP-183205 | 0068 | 1 | F | Clarification of PCC rule enforcement  | 15.2.0 |
| 2018-12 | CT#82 | CP-183205 | 0069 | - | F | Clarification of service data flow template                                  | 15.2.0 |
| 2018-12 | CT#82 | CP-183205 | 0070 | - | F | Correction to name of maximumDataBurstVolume attribute                       | 15.2.0 |
| 2018-12 | CT#82 | CP-183205 | 0071 | 1 | F | Correction to the QoS notification control authorization                     | 15.2.0 |
| 2018-12 | CT#82 | CP-183205 | 0072 | 3 | F | IMS dedicated signalling QoS flow  | 15.2.0 |
| 2018-12 | CT#82 | CP-183205 | 0073 | 2 | F | Internal Group Id during the PDU session establishment                       | 15.2.0 |
| 2018-12 | CT#82 | CP-183205 | 0074 | 3 | F | Number of packet filters sent to the UE                                      | 15.2.0 |
| 2018-12 | CT#82 | CP-183205 | 0075 | 2 | F | Packet filter identifier   | 15.2.0 |
| 2018-12 | CT#82 | CP-183205 | 0076 | 1 | F | Remove two values of policy control request triggers in OpenAPI              | 15.2.0 |
| 2018-12 | CT#82 | CP-183205 | 0077 | 1 | F | SM policy association termination  | 15.2.0 |
| 2018-12 | CT#82 | CP-183205 | 0078 | 3 | F | The procedure of QoS notification control                                    | 15.2.0 |
| 2018-12 | CT#82 | CP-183205 | 0079 | 4 | F | Architecture of 5GS and EPS interworking scenario support                    | 15.2.0 |
| 2018-12 | CT#82 | CP-183205 | 0083 | 2 | F | QoS mapping in 5GS and EPS interworking scenario                             | 15.2.0 |
| 2018-12 | CT#82 | CP-183205 | 0084 | - | F | PCC Rules for MPS  | 15.2.0 |
| 2018-12 | CT#82 | CP-183205 | 0086 | 2 | F | ExternalDocs field   | 15.2.0 |
| 2018-12 | CT#82 | CP-183205 | 0089 | 1 | F | Correction of SMPolicyControl resource URI structure                         | 15.2.0 |
| 2018-12 | CT#82 | CP-183205 | 0089 | 2 | F | Correction of SMPolicyControl resource URI structure                         | 15.2.0 |
| 2018-12 | CT#82 | CP-183205 | 0090 | 1 | F | Definition on map keys in SmPolicyDecision                                   | 15.2.0 |
| 2018-12 | CT#82 | CP-183205 | 0091 | 1 | F | Security field   | 15.2.0 |
| 2018-12 | CT#82 | CP-183205 | 0092 | 1 | F | Correction of datatypes related to QoS                                       | 15.2.0 |
| 2018-12 | CT#82 | CP-183205 | 0093 | 1 | F | Correction of 404 error information  | 15.2.0 |
| 2018-12 | CT#82 | CP-183205 | 0094 | - | F | Correction of API name   | 15.2.0 |
| 2018-12 | CT#82 | CP-183205 | 0095 | 1 | F | Corrections of external references in OpenAPI                                | 15.2.0 |
| 2018-12 | CT#82 | CP-183205 | 0096 | 4 | F | Corrections on IP index provisioning   | 15.2.0 |
| 2018-12 | CT#82 | CP-183205 | 0097 | 1 | F | Corrections misused data types, attributes and error definitions             | 15.2.0 |
| 2018-12 | CT#82 | CP-183205 | 0098 | 2 | F | Application Error POLICY_CONTEXT_DENIED                                      | 15.2.0 |
| 2018-12 | CT#82 | CP-183205 | 0099 | 2 | F | Corrections on RAN-NAS-Cause feature   | 15.2.0 |
| 2018-12 | CT#82 | CP-183205 | 0100 | 1 | F | Missing Policy Control Request trigger for RAT Type Change                   | 15.2.0 |
| 2018-12 | CT#82 | CP-183205 | 0101 | 2 | F | Corrections on rule versioning   | 15.2.0 |
| 2018-12 | CT#82 | CP-183205 | 0102 | 1 | F | Corrections for Npcf_SMPolicyControl_UpdateNotify service operation.         | 15.2.0 |
| 2018-12 | CT#82 | CP-183205 | 0103 | - | F | Default value for apiRoot  | 15.2.0 |
| 2018-12 | CT#82 | CP-183205 | 0104 | 1 | F | Correction to RAN-NAS-Cause feature  | 15.2.0 |
| 2018-12 | CT#82 | CP-183205 | 0105 | 1 | F | a new PolicyControlRequestTrigger for refQosIndication                       | 15.2.0 |
| 2018-12 | CT#82 | CP-183205 | 0106 | 1 | F | PCC rule error report triggerconvention                                      | 15.2.0 |
| 2018-12 | CT#82 | CP-183205 | 0108 | 1 | F | Missing SponsoredConnectivity feature  | 15.2.0 |
| 2018-12 | CT#82 | CP-183205 | 0109 | 2 | F | Correct DNAI change type in OpenAPI  | 15.2.0 |
| 2018-12 | CT#82 | CP-183205 | 0110 | 3 | F | Selection of Predefined PCC Rule Base  | 15.2.0 |
| 2018-12 | CT#82 | CP-183205 | 0111 | 3 | F | Correction to treatment of subscribed default QoS and authorized default QoS | 15.2.0 |

|         |       |           |      |   |   |  |        |
|---------|-------|-----------|------|---|---|--|--------|
| 2018-12 | CT#82 | CP-183123 | 0113 | 1 | F | Address attribute for the network entity performing charging                               | 15.2.0 |
| 2018-12 | CT#82 | CP-183205 | 0115 | 1 | F | Status code update for Npcf_SMPolicyControl API  | 15.2.0 |
| 2018-12 | CT#82 | CP-183205 | 0116 | 1 | F | CHF discovery and selection  | 15.2.0 |
| 2018-12 | CT#82 | CP-183205 | 0117 | 1 | F | Condition Data   | 15.2.0 |
| 2018-12 | CT#82 | CP-183205 | 0119 | - | F | Correction to authDefaultQos attribute   | 15.2.0 |
| 2018-12 | CT#82 | CP-183205 | 0120 | 1 | F | Correction to error handling   | 15.2.0 |
| 2018-12 | CT#82 | CP-183205 | 0121 | - | F | Correction to Partial Success handling   | 15.2.0 |
| 2018-12 | CT#82 | CP-183205 | 0122 | 2 | F | Correction to precedence of the PCC rule   | 15.2.0 |
| 2018-12 | CT#82 | CP-183205 | 0123 | 2 | F | Correction to pre-defined PCC rule activation  | 15.2.0 |
| 2018-12 | CT#82 | CP-183205 | 0124 | - | F | Correction to the terminology of QoS notification control                                  | 15.2.0 |
| 2018-12 | CT#82 | CP-183205 | 0125 | 1 | F | Correction to the general descriptions of Provisioning and Enforcement of Policy Decisions | 15.2.0 |
| 2018-12 | CT#82 | CP-183205 | 0126 | 3 | F | Correction to the PCC rule definition  | 15.2.0 |
| 2018-12 | CT#82 | CP-183205 | 0128 | 1 | F | Correction to the policy decision data definition  | 15.2.0 |
| 2018-12 | CT#82 | CP-183205 | 0129 | 1 | F | Correction to the resource URI   | 15.2.0 |
| 2018-12 | CT#82 | CP-183205 | 0130 | - | F | Correction to the RuleReport data type   | 15.2.0 |
| 2018-12 | CT#82 | CP-183205 | 0131 | 1 | F | Delay critical GBR resource type   | 15.2.0 |
| 2018-12 | CT#82 | CP-183205 | 0132 | 1 | F | Correction to the specific data type table   | 15.2.0 |
| 2018-12 | CT#82 | CP-183205 | 0133 | 1 | F | HTTP custom headers  | 15.2.0 |
| 2018-12 | CT#82 | CP-183205 | 0134 | 1 | F | Inactivity timer for emergency session   | 15.2.0 |
| 2018-12 | CT#82 | CP-183205 | 0135 | 1 | F | Provisioning and deletion of the policy decision data                                      | 15.2.0 |
| 2018-12 | CT#82 | CP-183205 | 0136 | 1 | F | QoS authorization for the emergency service  | 15.2.0 |
| 2018-12 | CT#82 | CP-183205 | 0137 | 1 | F | Reference number alignment   | 15.2.0 |
| 2018-12 | CT#82 | CP-183205 | 0138 | - | F | Supported content types  | 15.2.0 |
| 2018-12 | CT#82 | CP-183205 | 0140 | 2 | F | Adding "nullable" property to data types   | 15.2.0 |
| 2018-12 | CT#82 | CP-183205 | 0141 | 2 | F | VolumeRm data type   | 15.2.0 |
| 2018-12 | CT#82 | CP-183205 | 0142 | - | F | Re-use PresenceInfoRm data type  | 15.2.0 |
| 2018-12 | CT#82 | CP-183205 | 0143 | 1 | F | Re-use PacketLossRateRm data type  | 15.2.0 |
| 2018-12 | CT#82 | CP-183205 | 0144 | 1 | F | Re-use MaxDataBurstVolRm data type   | 15.2.0 |
| 2018-12 | CT#82 | CP-183205 | 0145 | - | F | Re-use DurationSecRm data type   | 15.2.0 |
| 2018-12 | CT#82 | CP-183205 | 0146 | - | F | Re-use DateTimeRm data type  | 15.2.0 |
| 2018-12 | CT#82 | CP-183205 | 0147 | - | F | Re-use BitRateRm data type   | 15.2.0 |
| 2018-12 | CT#82 | CP-183205 | 0148 | - | F | Re-use AverWindowRm data type  | 15.2.0 |
| 2018-12 | CT#82 | CP-183205 | 0150 | - | F | Re-use 5QIPriorityLevelRm data type  | 15.2.0 |
| 2018-12 | CT#82 | CP-183205 | 0151 | - | F | FlowDirectionRm data type  | 15.2.0 |
| 2018-12 | CT#82 | CP-183205 | 0152 | 1 | F | Correction to TrafficControlData data type   | 15.2.0 |
| 2018-12 | CT#82 | CP-183205 | 0153 | 1 | F | Correction to the redirect function  | 15.2.0 |
| 2018-12 | CT#82 | CP-183205 | 0154 | - | F | Correction to the modification of an attribute with a value of type map                    | 15.2.0 |
| 2018-12 | CT#82 | CP-183205 | 0155 | 3 | F | Correction to SmPolicyDecision data type   | 15.2.0 |
| 2018-12 | CT#82 | CP-183205 | 0157 | 1 | F | Correction to request rule data and request usage data                                     | 15.2.0 |
| 2018-12 | CT#82 | CP-183205 | 0158 | 1 | F | Correction to QoSData data structure   | 15.2.0 |
| 2018-12 | CT#82 | CP-183205 | 0159 | 2 | F | Correction to Qos Characteristics  | 15.2.0 |
| 2018-12 | CT#82 | CP-183205 | 0160 | 1 | F | Correction to PccRule data type  | 15.2.0 |
| 2018-12 | CT#82 | CP-183205 | 0161 | - | F | Correction to FlowInformation data type  | 15.2.0 |
| 2018-12 | CT#82 | CP-183205 | 0162 | 1 | F | Correction to ChargingData data type   | 15.2.0 |
| 2018-12 | CT#82 | CP-183205 | 0163 | - | F | Correct the minProperties of the attributes  | 15.2.0 |
| 2018-12 | CT#82 | CP-183205 | 0164 | 1 | F | Correct the minItems of the attributes   | 15.2.0 |
| 2018-12 | CT#82 | CP-183205 | 0166 | 1 | F | delete UsageMonitoring in pccRule  | 15.2.0 |
| 2018-12 | CT#82 | CP-183205 | 0167 | - | F | rename the heading   | 15.2.0 |
| 2018-12 | CT#82 | CP-183205 | 0168 | - | F | incorrect description of online and offline  | 15.2.0 |
| 2018-12 | CT#82 | CP-183205 | 0169 | - | F | Location header  | 15.2.0 |
| 2018-12 | CT#82 | CP-183205 | 0170 | 1 | F | API Version Update   | 15.2.0 |
| 2018-12 | CT#82 | CP-183205 | 0172 | - | F | Corrections to OpenAPI file  | 15.2.0 |
| 2018-12 | CT#82 | CP-183205 | 0173 | 1 | F | Corrections of user location and session AMBR attributes                                   | 15.2.0 |
| 2018-12 | CT#82 | CP-183205 | 0174 | 1 | F | Common data types  | 15.2.0 |
| 2018-12 | CT#82 | CP-183205 | 0176 | 2 | F | Presence Info removal  | 15.2.0 |
| 2018-12 | CT#82 | CP-183205 | 0177 | 2 | F | Correction of SmPolicyUpdateContext data type in OpenAPI                                   | 15.2.0 |
| 2019-03 | CT#83 | CP-190111 | 0178 | 1 | F | The SMF may allow traffic to start before quota management for online charging             | 15.3.0 |
| 2019-03 | CT#83 | CP-190111 | 0179 | 1 | F | Correction of application error codes  | 15.3.0 |
| 2019-03 | CT#83 | CP-190111 | 0180 | - | F | Corrections to qosDecs attribute   | 15.3.0 |
| 2019-03 | CT#83 | CP-190111 | 0182 | - | F | PCF resource cleanup   | 15.3.0 |
| 2019-03 | CT#83 | CP-190135 | 0183 | 1 | F | Corrections on Traffic Steering Control  | 15.3.0 |
| 2019-03 | CT#83 | CP-190111 | 0184 | 2 | F | Control of QoS parameters for default QoS Flow   | 15.3.0 |
| 2019-03 | CT#83 | CP-190157 | 0185 | 1 | F | Correction to UE initiates a resource modification support                                 | 15.3.0 |
| 2019-03 | CT#83 | CP-190136 | 0186 | 1 | F | Completion of the QoS control notification   | 15.3.0 |
| 2019-03 | CT#83 | CP-190111 | 0187 | 1 | F | Correction to credit management session failure  | 15.3.0 |
| 2019-03 | CT#83 | CP-190111 | 0188 | 1 | F | Correction to OpenAPI file   | 15.3.0 |
| 2019-03 | CT#83 | CP-190111 | 0189 | 1 | F | Correction to Provisioning of Default Charging Method                                      | 15.3.0 |
| 2019-03 | CT#83 | CP-190111 | 0191 | 1 | F | Correction to the access network information reporting                                     | 15.3.0 |

|         |       |           |      |   |   |   |        |
|---------|-------|-----------|------|---|---|---|--------|
| 2019-03 | CT#83 | CP-190111 | 0192 | - | F | Correction to the ARP   | 15.3.0 |
| 2019-03 | CT#83 | CP-190111 | 0193 | 1 | F | Correction to the QoS data decision   | 15.3.0 |
| 2019-03 | CT#83 | CP-190111 | 0194 | 2 | F | Correction to the QoS mapping performed by the SMF+PGW-C                          | 15.3.0 |
| 2019-03 | CT#83 | CP-190111 | 0195 | 2 | F | Correction to the SmPolicyDecision data type                                      | 15.3.0 |
| 2019-03 | CT#83 | CP-190111 | 0197 | 2 | F | Correction to number of supported Packet Filters for signalled QoS rules          | 15.3.0 |
| 2019-03 | CT#83 | CP-190111 | 0198 | 1 | F | PCC rule enforcement  | 15.3.0 |
| 2019-03 | CT#83 | CP-190111 | 0199 | 2 | F | Policy Update When UE suspends  | 15.3.0 |
| 2019-03 | CT#83 | CP-190111 | 0200 | 1 | F | Correction to the QoS characteristics   | 15.3.0 |
| 2019-03 | CT#83 | CP-190111 | 0201 | 1 | F | Remove two values of failure codes  | 15.3.0 |
| 2019-03 | CT#83 | CP-190111 | 0205 | 1 | F | Alignment of attributes   | 15.3.0 |
| 2019-03 | CT#83 | CP-190111 | 0206 | 2 | F | HTTP response code 204 for QoS Notification                                       | 15.3.0 |
| 2019-03 | CT#83 | CP-190111 | 0208 | 1 | F | Corrections on Charging Characteristics   | 15.3.0 |
| 2019-03 | CT#83 | CP-190111 | 0209 | - | F | Correction on Provisioning of Charging Address                                    | 15.3.0 |
| 2019-03 | CT#83 | CP-190111 | 0210 | 1 | F | Corrections for Location Change Policy Control Request Triggers                   | 15.3.0 |
| 2019-03 | CT#83 | CP-190111 | 0211 | 1 | F | AC_TY_CH related information  | 15.3.0 |
| 2019-03 | CT#83 | CP-190111 | 0212 | - | F | Time Zone Change Policy Control Request Trigger                                   | 15.3.0 |
| 2019-03 | CT#83 | CP-190111 | 0213 | - | F | Corrections on Reflective QoS   | 15.3.0 |
| 2019-03 | CT#83 | CP-190167 | 0216 | - | F | OpenAPI version number update   | 15.3.0 |
| 2019-03 | CT#83 | CP-190121 | 0203 | 2 | B | Access Type conditioned Session-AMBR  | 16.0.0 |
| 2019-03 | CT#83 | CP-190121 | 0207 | 1 | B | Multiple IPV6 prefixes allocated or released in PolicyUpdate request              | 16.0.0 |
| 2019-03 | CT#83 | CP-190121 | 0215 | - | F | OpenAPI version number update   | 16.0.0 |
| 2019-06 | CT#84 | CP-191072 | 0218 | 2 | A | Correction of PCC rule base activation  | 16.1.0 |
| 2019-06 | CT#84 | CP-191072 | 0220 | 1 | A | Corrections in main body of the specification                                     | 16.1.0 |
| 2019-06 | CT#84 | CP-191089 | 0222 | 2 | B | DN Authorization for Policy Control   | 16.1.0 |
| 2019-06 | CT#84 | CP-191087 | 0223 | 1 | B | General description for the support for traffic switching, steering and splitting | 16.1.0 |
| 2019-06 | CT#84 | CP-191087 | 0225 | 1 | B | Session Rule support for traffic switching, steering and splitting                | 16.1.0 |
| 2019-06 | CT#84 | CP-191071 | 0227 | 3 | A | Correction to 5GS-EPS interworking support  | 16.1.0 |
| 2019-06 | CT#84 | CP-191072 | 0229 | 1 | A | Correction to FlowInformation and rule versioning support                         | 16.1.0 |
| 2019-06 | CT#84 | CP-191072 | 0231 | 2 | A | Correction to PacketErrRate data type   | 16.1.0 |
| 2019-06 | CT#84 | CP-191072 | 0233 | - | A | Correction to PartialSuccessReport  | 16.1.0 |
| 2019-06 | CT#84 | CP-191072 | 0237 | 2 | A | Correction to the PCC bound to the default QoS flow                               | 16.1.0 |
| 2019-06 | CT#84 | CP-191072 | 0241 | 1 | A | MBR of Non-GBR type 5QI   | 16.1.0 |
| 2019-06 | CT#84 | CP-191072 | 0243 | 3 | A | Precedence of PCC rule  | 16.1.0 |
| 2019-06 | CT#84 | CP-191071 | 0245 | 4 | A | Session Rule error handling   | 16.1.0 |
| 2019-06 | CT#84 | CP-191072 | 0247 | 2 | A | Usage limitation of the time-conditioned PCC rule                                 | 16.1.0 |
| 2019-06 | CT#84 | CP-191089 | 0248 | 2 | B | Multiple IPV6 prefixes report for Multi-homing support                            | 16.1.0 |
| 2019-06 | CT#84 | CP-191087 | 0249 | 4 | B | PCC support for traffic switching, steering and splitting                         | 16.1.0 |
| 2019-06 | CT#84 | CP-191072 | 0254 | 1 | A | Miscellaneous corrections   | 16.1.0 |
| 2019-06 | CT#84 | CP-191072 | 0256 | 3 | A | Correction to Npcf_SMPolicyControl_UpdateNotify service operation                 | 16.1.0 |
| 2019-06 | CT#84 | CP-191089 | 0257 | 1 | F | Update the redirection server address to support dual stack UE                    | 16.1.0 |
| 2019-06 | CT#84 | CP-191072 | 0262 | - | A | Precedence of OpenAPI file  | 16.1.0 |
| 2019-06 | CT#84 | CP-191072 | 0263 | 1 | A | Deprecating API version   | 16.1.0 |
| 2019-06 | CT#84 | CP-191071 | 0264 | 2 | B | AF acknowledgement to be expected   | 16.1.0 |
| 2019-06 | CT#84 | CP-191071 | 0265 | 2 | B | UE IP address preservation indication   | 16.1.0 |
| 2019-06 | CT#84 | CP-191072 | 0269 | 1 | A | Corrections to conditioned PCC rule   | 16.1.0 |
| 2019-06 | CT#84 | CP-191089 | 0273 | 2 | F | Correction to IPV6 Multihoming support  | 16.1.0 |
| 2019-06 | CT#84 | CP-191072 | 0275 | - | A | Correction of RuleReport type   | 16.1.0 |
| 2019-06 | CT#84 | CP-191072 | 0283 | 1 | A | Correction to access network information report                                   | 16.1.0 |
| 2019-06 | CT#84 | CP-191072 | 0285 | 1 | A | Correction to FailureCode data type   | 16.1.0 |
| 2019-06 | CT#84 | CP-191072 | 0291 | 1 | A | Correction to UE_STATUS_RESUME  | 16.1.0 |
| 2019-06 | CT#84 | CP-191089 | 0293 | 1 | B | Race condition handling   | 16.1.0 |
| 2019-06 | CT#84 | CP-191085 | 0294 | 1 | B | Npcf_SMPolicyControl service extension of 5WWC                                    | 16.1.0 |
| 2019-06 | CT#84 | CP-191072 | 0296 | 1 | F | Copyright Note in YAML file   | 16.1.0 |
| 2019-06 | CT#84 | CP-191101 | 0298 | 1 | F | API version update  | 16.1.0 |
| 2019-09 | CT#85 | CP-192167 | 0302 | 1 | B | Handling of requests colliding with an existing context                           | 16.2.0 |
| 2019-09 | CT#85 | CP-192178 | 0303 | 1 | B | Adding NID as input for policy decisions  | 16.2.0 |
| 2019-09 | CT#85 | CP-192156 | 0304 | 1 | B | Support a set of MAC addresses in traffic filter                                  | 16.2.0 |
| 2019-09 | CT#85 | CP-192155 | 0305 | 1 | B | Support of IMS restoration  | 16.2.0 |
| 2019-09 | CT#85 | CP-192155 | 0306 | 1 | B | Support of Npcf_PolicyAuthorization invocation of priority sharing                | 16.2.0 |
| 2019-09 | CT#85 | CP-192142 | 0308 | 2 | A | Correction to Resource Sharing  | 16.2.0 |
| 2019-09 | CT#85 | CP-192176 | 0311 | 1 | B | Support of wireline and wireless access convergence, NFs                          | 16.2.0 |
| 2019-09 | CT#85 | CP-192142 | 0313 | - | A | Correction to appReloc attribute  | 16.2.0 |
| 2019-09 | CT#85 | CP-192142 | 0315 | 1 | A | Correction to GBR type default QoS flow   | 16.2.0 |



|         |        |           |      |   |   |   |        |
|---------|--------|-----------|------|---|---|---|--------|
| 2019-09 | CT#85  | CP-192142 | 0317 | 1 | A | Correction to interworking between the 5GC and EPC  | 16.2.0 |
| 2019-09 | CT#85  | CP-192142 | 0319 | 2 | A | Correction to serving node change   | 16.2.0 |
| 2019-09 | CT#85  | CP-192142 | 0323 | 1 | A | Correction to UE requested resource modification  | 16.2.0 |
| 2019-09 | CT#85  | CP-192142 | 0325 | - | A | Include ipDomain within SmPolicyUpdateContextData data type   | 16.2.0 |
| 2019-09 | CT#85  | CP-192142 | 0327 | 1 | A | Correction to Usage Monitoring Control  | 16.2.0 |
| 2019-09 | CT#85  | CP-192142 | 0329 | 1 | A | Packet filters for reflective QoS   | 16.2.0 |
| 2019-09 | CT#85  | CP-192153 | 0330 | - | B | PCC rule attribute correction for ATSSS   | 16.2.0 |
| 2019-09 | CT#85  | CP-192156 | 0331 | - | B | Correction to time conditioned PCC rule   | 16.2.0 |
| 2019-09 | CT#85  | CP-192152 | 0333 | 1 | B | Npcf_SMPolicyControl_Create Service Operation Update of 5WWCCorrection to time conditioned PCC rule | 16.2.0 |
| 2019-09 | CT#85  | CP-192152 | 0334 | 1 | B | Npcf_SMPolicyControl_UpdateNotify Service Operation Update of 5WWC                                  | 16.2.0 |
| 2019-09 | CT#85  | CP-192152 | 0335 | 1 | B | Npcf_SMPolicyControl_Update Service Operation Update of 5WWC  | 16.2.0 |
| 2019-09 | CT#85  | CP-192152 | 0336 | 1 | B | Npcf_SMPolicyControl_Delete Service Operation Update of 5WWC  | 16.2.0 |
| 2019-09 | CT#85  | CP-192152 | 0337 | 2 | B | IPTV support  | 16.2.0 |
| 2019-09 | CT#85  | CP-192175 | 0338 | 2 | B | QoS Monitoring support for URLLC  | 16.2.0 |
| 2019-09 | CT#85  | CP-192171 | 0339 | 2 | B | PCC rule decision enhancement for supporting xBDT   | 16.2.0 |
| 2019-09 | CT#85  | CP-192173 | 0341 | - | B | OpenAPI version update TS 29.512 R-16   | 16.2.0 |
| 2019-12 | CT#86  | CP-193213 | 0345 | 2 | F | Increasing the maximum MDBV value   | 16.3.0 |
| 2019-12 | CT#86  | CP-193181 | 0346 | 1 | B | Open issue for AddrPreservation feature   | 16.3.0 |
| 2019-12 | CT#86  | CP-193184 | 0349 | 1 | A | Correction to the usage monitoring control  | 16.3.0 |
| 2019-12 | CT#86  | CP-193184 | 0351 | 2 | A | Correction to the traffic steering control  | 16.3.0 |
| 2019-12 | CT#86  | CP-193193 | 0352 | 2 | B | Usage Monitoring Control for ATSSS  | 16.3.0 |
| 2019-12 | CT#86  | CP-193210 | 0353 | 1 | B | Correction to handling of requests colliding with an existing context                               | 16.3.0 |
| 2019-12 | CT#86  | CP-193223 | 0354 | 1 | B | Multiple BDT Policies   | 16.3.0 |
| 2019-12 | CT#86  | CP-193223 | 0355 | 5 | B | New cause value of association termination for xBDT   | 16.3.0 |
| 2019-12 | CT#86  | CP-193202 | 0356 | 6 | B | QoS Handling for V2X Communication  | 16.3.0 |
| 2019-12 | CT#86  | CP-193197 | 0358 | 4 | B | Serving 4G only UEs by SMF+PGW-C  | 16.3.0 |
| 2019-12 | CT#86  | CP-193196 | 0359 | - | B | Add reference of 29.514   | 16.3.0 |
| 2019-12 | CT#86  | CP-193181 | 0360 | 1 | B | Report frequency of QoS monitoring  | 16.3.0 |
| 2019-12 | CT#86  | CP-193236 | 0361 | 2 | B | Line Identifier   | 16.3.0 |
| 2019-12 | CT#86  | CP-193193 | 0364 | 2 | B | remove EN related to SteeringFunctionality datatype   | 16.3.0 |
| 2019-12 | CT#86  | CP-193197 | 0366 | - | F | Correct the Cardinality of redirectInfo   | 16.3.0 |
| 2019-12 | CT#86  | CP-193223 | 0367 | 1 | D | Background data transfer support editorials   | 16.3.0 |
| 2019-12 | CT#86  | CP-193222 | 0368 | 2 | B | Transport of TSN information and containers between SMF and PCF                                     | 16.3.0 |
| 2019-12 | CT#86  | CP-193222 | 0369 | 2 | B | Transport of TSC assistance information between SMF and PCF   | 16.3.0 |
| 2019-12 | CT#86  | CP-193184 | 0371 | - | A | CHF addresses as apiRoot in the form of an FQDN   | 16.3.0 |
| 2019-12 | CT#86  | CP-193259 | 0372 | 4 | B | Indication of PS to CS Handover for 5G SRVCC from SMF to PCF  | 16.3.0 |
| 2019-12 | CT#86  | CP-193215 | 0373 | 2 | B | Coverage and Handover Enhancements for Media (CHEM)   | 16.3.0 |
| 2019-12 | CT#86  | CP-193197 | 0374 | 1 | B | MCS Priority Level  | 16.3.0 |
| 2019-12 | CT#86  | CP-193197 | 0375 | 1 | F | Removal of non-breaking spaces, TABs and \$ref descriptions   | 16.3.0 |
| 2019-12 | CT#86  | CP-193197 | 0377 | 2 | B | Request of SM Policy Association Termination during the Update procedur                             | 16.3.0 |
| 2019-12 | CT#86  | CP-193184 | 0379 | - | A | Correction to delete a PCC rule requested by the UE   | 16.3.0 |
| 2019-12 | CT#86  | CP-193184 | 0381 | - | A | Termination action  | 16.3.0 |
| 2019-12 | CT#86  | CP-193233 | 0382 | 1 | B | AMF change in the HR scenario   | 16.3.0 |
| 2019-12 | CT#86  | CP-193197 | 0383 | 2 | B | Same PCF selection for the same UE ID, S-NSSAI and DNN combination                                  | 16.3.0 |
| 2019-12 | CT#86  | CP-193238 | 0384 | 2 | B | Correction to the QoS monitoring Control  | 16.3.0 |
| 2019-12 | CT#86  | CP-193212 | 0385 | - | F | Update of API version and TS version in OpenAPI file  | 16.3.0 |
| 2019-12 | CT#86  | CP-193197 | 0386 | - | F | Correct the redirection server address to support dual stack UE                                     | 16.3.0 |
| 2019-12 | CT#86  | CP-193184 | 0388 | 1 | A | Correction of AF Charging Identifier data type  | 16.3.0 |
| 2019-12 | CT#86  | CP-193191 | 0389 | 2 | B | Clarification of PEI format, TS 29.512  | 16.3.0 |
| 2019-12 | CT#86  | CP-193230 | 0390 | 2 | B | HFC node Id in Location information, TS 29.512  | 16.3.0 |
| 2019-12 | CT#86  | CP-193197 | 0393 | 1 | B | Add reference to TS 29.524  | 16.3.0 |
| 2020-03 | CT#87e | CP-200207 | 0402 | 1 | B | Update of the same PCF selection  | 16.4.0 |
| 2020-03 | CT#87e | CP-200207 | 0403 | - | B | DNN Clarification   | 16.4.0 |
| 2020-03 | CT#87e | CP-200207 | 0404 | 1 | B | Cell change trigger   | 16.4.0 |
| 2020-03 | CT#87e | CP-200207 | 0405 | 1 | B | Correction to the policy decision data and condition data   | 16.4.0 |
| 2020-03 | CT#87e | CP-200207 | 0406 | 1 | B | Reallocation of credit  | 16.4.0 |
| 2020-03 | CT#87e | CP-200207 | 0407 | 1 | B | UE initiated resource modification correction   | 16.4.0 |
| 2020-03 | CT#87e | CP-200204 | 0408 | 2 | B | Complete the PCC procedure for ATSSS  | 16.4.0 |
| 2020-03 | CT#87e | CP-200203 | 0410 | 1 | B | Complete the IPTV support   | 16.4.0 |

|         |        |           |      |   |   |   |        |
|---------|--------|-----------|------|---|---|---|--------|
| 2020-03 | CT#87e | CP-200203 | 0411 | 1 | B | Policy Control Request Triggers for wireline access                               | 16.4.0 |
| 2020-03 | CT#87e | CP-200203 | 0412 | 1 | B | The data type of GlobalLineId   | 16.4.0 |
| 2020-03 | CT#87e | CP-200212 | 0414 | 1 | B | Complete the PCC procedure for V2XARC   | 16.4.0 |
| 2020-03 | CT#87e | CP-200202 | 0415 | 1 | B | Complete the QoS Monitoring   | 16.4.0 |
| 2020-03 | CT#87e | CP-200218 | 0416 | 1 | B | Indication of traffic correlation   | 16.4.0 |
| 2020-03 | CT#87e | CP-200207 | 0417 | 1 | B | DNN selection mode  | 16.4.0 |
| 2020-03 | CT#87e | CP-200204 | 0419 | 2 | B | interworking with EPS for ATSSS   | 16.4.0 |
| 2020-03 | CT#87e | CP-200285 | 0420 | 3 | B | Additional Access Type for ATSSS  | 16.4.0 |
| 2020-03 | CT#87e | CP-200231 | 0423 | 1 | B | Report of EPS Fallback  | 16.4.0 |
| 2020-03 | CT#87e | CP-200226 | 0424 | 1 | B | Clarification of DS-TT and NW-TT ports identification                             | 16.4.0 |
| 2020-03 | CT#87e | CP-200226 | 0425 | 1 | B | Clarification of DS-TT and NW-TT ports management information                     | 16.4.0 |
| 2020-03 | CT#87e | CP-200218 | 0426 | - | B | PCF provisioning of TSN related Policy Control Request triggers                   | 16.4.0 |
| 2020-03 | CT#87e | CP-200218 | 0427 | 1 | B | TSCAI input container and TSN QoS container                                       | 16.4.0 |
| 2020-03 | CT#87e | CP-200214 | 0428 | - | F | OpenAPI: usage of the "tags" keyword  | 16.4.0 |
| 2020-03 | CT#87e | CP-200214 | 0429 | - | F | Enumerations and "nullable" keyword   | 16.4.0 |
| 2020-03 | CT#87e | CP-200215 | 0430 | - | F | Referencing enumerations in clause 5.6.1  | 16.4.0 |
| 2020-03 | CT#87e | CP-200200 | 0431 | - | B | CHF set and instance Id in charging information                                   | 16.4.0 |
| 2020-03 | CT#87e | CP-200216 | 0435 | - | F | 29.512 Rel-16 Update of OpenAPI version and TS version in externalDocs field      | 16.4.0 |
| 2020-06 | CT#88e | CP-201217 | 0437 | 1 | A | Correction to attributes interGrpIds and appDetectionInfos                        | 16.5.0 |
| 2020-06 | CT#88e | CP-201238 | 0438 | - | F | Correction to V2XARC  | 16.5.0 |
| 2020-06 | CT#88e | CP-201217 | 0440 | - | A | String format of flow information   | 16.5.0 |
| 2020-06 | CT#88e | CP-201217 | 0444 | 1 | A | Notification URI  | 16.5.0 |
| 2020-06 | CT#88e | CP-201233 | 0445 | 1 | B | Cause Mapping of VALIDATION_CONDITION_NOT_MET                                     | 16.5.0 |
| 2020-06 | CT#88e | CP-201229 | 0446 | - | B | ATSSS rule derivation   | 16.5.0 |
| 2020-06 | CT#88e | CP-201229 | 0447 | 3 | B | QoS support for ATSSS   | 16.5.0 |
| 2020-06 | CT#88e | CP-201229 | 0448 | 1 | B | Enable removing the policy decision   | 16.5.0 |
| 2020-06 | CT#88e | CP-201252 | 0449 | 2 | F | Correction to bridge Information report   | 16.5.0 |
| 2020-06 | CT#88e | CP-201252 | 0450 | 2 | F | Correction to Port Management Information Container exchange                      | 16.5.0 |
| 2020-06 | CT#88e | CP-201271 | 0451 | 2 | F | Correction to Provisioning of TSCAI input information and TSC QoS related data    | 16.5.0 |
| 2020-06 | CT#88e | CP-201252 | 0452 | 1 | B | PCC rule information update for vertical  | 16.5.0 |
| 2020-06 | CT#88e | CP-201252 | 0453 | 1 | B | PCF functionality update for TSN  | 16.5.0 |
| 2020-06 | CT#88e | CP-201228 | 0454 | - | B | General update of Annex C   | 16.5.0 |
| 2020-06 | CT#88e | CP-201262 | 0455 | 3 | B | Support of full Frame Routing feature   | 16.5.0 |
| 2020-06 | CT#88e | CP-201228 | 0456 | 1 | B | The data type of GlobalLineId   | 16.5.0 |
| 2020-06 | CT#88e | CP-201338 | 0457 | 3 | B | Procedure of policy provisioning of QoS monitoring control                        | 16.5.0 |
| 2020-06 | CT#88e | CP-201213 | 0458 | 1 | F | QoS Monitoring Control Data correction  | 16.5.0 |
| 2020-06 | CT#88e | CP-201217 | 0463 | 1 | A | timeUsage in Accumulated Usage Report   | 16.5.0 |
| 2020-06 | CT#88e | CP-201229 | 0464 | - | F | Support the update of SteeringFunctionality                                       | 16.5.0 |
| 2020-06 | CT#88e | CP-201228 | 0465 | - | B | Not to support Mission Critical Services  | 16.5.0 |
| 2020-06 | CT#88e | CP-201228 | 0468 | - | F | Removal of MAC address  | 16.5.0 |
| 2020-06 | CT#88e | CP-201244 | 0470 | - | F | Removal of unbreakable space and TAB  | 16.5.0 |
| 2020-06 | CT#88e | CP-201213 | 0471 | 1 | B | Solving Editor's note on UL CL  | 16.5.0 |
| 2020-06 | CT#88e | CP-201228 | 0472 | 1 | B | Hybrid Access Support   | 16.5.0 |
| 2020-06 | CT#88e | CP-201228 | 0473 | 1 | B | Untrusted PEI   | 16.5.0 |
| 2020-06 | CT#88e | CP-201228 | 0474 | 1 | B | RAT type for WWC  | 16.5.0 |
| 2020-06 | CT#88e | CP-201229 | 0475 | 1 | B | PS Data Off for a MA PDU session  | 16.5.0 |
| 2020-06 | CT#88e | CP-201233 | 0476 | 1 | F | Correction to Reallocation of Credit  | 16.5.0 |
| 2020-06 | CT#88e | CP-201233 | 0477 | 1 | B | Local traffic routing policy  | 16.5.0 |
| 2020-06 | CT#88e | CP-201238 | 0478 | 1 | F | Referencing alternative QoS in clause 4.2.6.2.1                                   | 16.5.0 |
| 2020-06 | CT#88e | CP-201252 | 0479 | 1 | B | QoS information for Time Sensitive Networking                                     | 16.5.0 |
| 2020-06 | CT#88e | CP-201252 | 0480 | 1 | B | Update of TSN related PCRTs   | 16.5.0 |
| 2020-06 | CT#88e | CP-201252 | 0481 | 1 | B | Completion of traffic correlation   | 16.5.0 |
| 2020-06 | CT#88e | CP-201217 | 0482 | 1 | A | Correction to NetLoc feature  | 16.5.0 |
| 2020-06 | CT#88e | CP-201217 | 0484 | 1 | A | Correction to PS Data Off   | 16.5.0 |
| 2020-06 | CT#88e | CP-201213 | 0486 | 1 | F | Correct data type used in QoS monitoring  | 16.5.0 |
| 2020-06 | CT#88e | CP-201244 | 0487 | 1 | F | Storage of YAML files in ETSI Forge   | 16.5.0 |
| 2020-06 | CT#88e | CP-201257 | 0489 | 1 | B | DDN Failure and Delivery Policy Control Request triggers                          | 16.5.0 |
| 2020-06 | CT#88e | CP-201272 | 0490 | 1 | B | Introduction of Bridge management information                                     | 16.5.0 |
| 2020-06 | CT#88e | CP-201267 | 0491 | 1 | B | Clarification of PCF behaviour to honor UE provided maximum packet filter support | 16.5.0 |
| 2020-06 | CT#88e | CP-201233 | 0492 | 1 | B | Policy decision and condition data status report                                  | 16.5.0 |
| 2020-06 | CT#88e | CP-201263 | 0494 | 1 | B | New value of the ATSSS capability   | 16.5.0 |
| 2020-06 | CT#88e | CP-201264 | 0495 | 1 | B | PCC rule for Non-MPTCP traffic  | 16.5.0 |
| 2020-06 | CT#88e | CP-201265 | 0496 | 1 | B | Steering modes for GBR traffic  | 16.5.0 |
| 2020-06 | CT#88e | CP-201252 | 0499 | 1 | B | Correct the reference of the port management info container                       | 16.5.0 |
| 2020-06 | CT#88e | CP-201256 | 0501 | 1 | F | URI of the Npcf_SMPolicyControl service   | 16.5.0 |
| 2020-06 | CT#88e | CP-201233 | 0503 | 1 | F | Correction to the usage of appReloc attribute                                     | 16.5.0 |

|         |        |           |      |   |   |  |        |
|---------|--------|-----------|------|---|---|--|--------|
| 2020-06 | CT#88e | CP-201217 | 0505 | 1 | A | Correction to session rule error report                                | 16.5.0 |
| 2020-06 | CT#88e | CP-201297 | 0506 | 2 | B | Clarification on the target of QoS Monitoring report                   | 16.5.0 |
| 2020-06 | CT#88e | CP-201213 | 0507 | 1 | F | Correction to attributes related to QoSMonitoring                      | 16.5.0 |
| 2020-06 | CT#88e | CP-201229 | 0508 | - | F | Clarification on the value of 3gLoad attribute                         | 16.5.0 |
| 2020-06 | CT#88e | CP-201266 | 0511 | 1 | B | Application Id in a PCC rule for ATSSS                                 | 16.5.0 |
| 2020-06 | CT#88e | CP-201273 | 0513 | 1 | B | QoS parameter mapping  | 16.5.0 |
| 2020-06 | CT#88e | CP-201217 | 0517 | 1 | A | Not supporting simultaneous online and offline charging                | 16.5.0 |
| 2020-06 | CT#88e | CP-201244 | 0518 | - | F | Optionality of ProblemDetails  | 16.5.0 |
| 2020-06 | CT#88e | CP-201232 | 0519 | - | F | "PCSCF-Restoration-Enhancement" feature corrections                    | 16.5.0 |
| 2020-06 | CT#88e | CP-201244 | 0520 | 1 | F | Supported headers, Resource Data type, Operation Name and yaml mapping | 16.5.0 |
| 2020-06 | CT#88e | CP-201247 | 0522 | - | F | Reallocation of credit reporting to the PCF                            | 16.5.0 |
| 2020-06 | CT#88e | CP-201255 | 0524 | - | F | Update of OpenAPI version and TS version in externalDocs field         | 16.5.0 |
| 2020-06 | CT#88e | CP-201282 | 0525 | - | F | Correcting feature numbers   | 16.5.0 |

---

# History

| <b>Document history</b> |             |             |
|-------------------------|-------------|-------------|
| V16.5.0                 | August 2020 | Publication |
|                         |             |             |
|                         |             |             |
|                         |             |             |
|                         |             |             |