

# ETSI TS 129 518 V15.3.0 (2019-04)



**5G;  
5G System;  
Access and Mobility Management Services;  
Stage 3  
(3GPP TS 29.518 version 15.3.0 Release 15)**



---

Reference

RTS/TSGC-0429518vf30

---

Keywords

5G

**ETSI**

650 Route des Lucioles  
F-06921 Sophia Antipolis Cedex - FRANCE

Tel.: +33 4 92 94 42 00 Fax: +33 4 93 65 47 16

Siret N° 348 623 562 00017 - NAF 742 C  
Association à but non lucratif enregistrée à la  
Sous-Préfecture de Grasse (06) N° 7803/88

---

**Important notice**

The present document can be downloaded from:

<http://www.etsi.org/standards-search>

The present document may be made available in electronic versions and/or in print. The content of any electronic and/or print versions of the present document shall not be modified without the prior written authorization of ETSI. In case of any existing or perceived difference in contents between such versions and/or in print, the prevailing version of an ETSI deliverable is the one made publicly available in PDF format at [www.etsi.org/deliver](http://www.etsi.org/deliver).

Users of the present document should be aware that the document may be subject to revision or change of status.

Information on the current status of this and other ETSI documents is available at

<https://portal.etsi.org/TB/ETSIDeliverableStatus.aspx>

If you find errors in the present document, please send your comment to one of the following services:

<https://portal.etsi.org/People/CommiteeSupportStaff.aspx>

---

**Copyright Notification**

No part may be reproduced or utilized in any form or by any means, electronic or mechanical, including photocopying and microfilm except as authorized by written permission of ETSI.

The content of the PDF version shall not be modified without the written authorization of ETSI.

The copyright and the foregoing restriction extend to reproduction in all media.

© ETSI 2019.

All rights reserved.

**DECT™**, **PLUGTESTS™**, **UMTS™** and the ETSI logo are trademarks of ETSI registered for the benefit of its Members.

**3GPP™** and **LTE™** are trademarks of ETSI registered for the benefit of its Members and of the 3GPP Organizational Partners.

**oneM2M™** logo is a trademark of ETSI registered for the benefit of its Members and of the oneM2M Partners.

**GSM®** and the GSM logo are trademarks registered and owned by the GSM Association.

---

# Intellectual Property Rights

## Essential patents

IPRs essential or potentially essential to normative deliverables may have been declared to ETSI. The information pertaining to these essential IPRs, if any, is publicly available for **ETSI members and non-members**, and can be found in ETSI SR 000 314: *"Intellectual Property Rights (IPRs); Essential, or potentially Essential, IPRs notified to ETSI in respect of ETSI standards"*, which is available from the ETSI Secretariat. Latest updates are available on the ETSI Web server (<https://ipr.etsi.org/>).

Pursuant to the ETSI IPR Policy, no investigation, including IPR searches, has been carried out by ETSI. No guarantee can be given as to the existence of other IPRs not referenced in ETSI SR 000 314 (or the updates on the ETSI Web server) which are, or may be, or may become, essential to the present document.

## Trademarks

The present document may include trademarks and/or tradenames which are asserted and/or registered by their owners. ETSI claims no ownership of these except for any which are indicated as being the property of ETSI, and conveys no right to use or reproduce any trademark and/or tradename. Mention of those trademarks in the present document does not constitute an endorsement by ETSI of products, services or organizations associated with those trademarks.

---

# Foreword

This Technical Specification (TS) has been produced by ETSI 3rd Generation Partnership Project (3GPP).

The present document may refer to technical specifications or reports using their 3GPP identities, UMTS identities or GSM identities. These should be interpreted as being references to the corresponding ETSI deliverables.

The cross reference between GSM, UMTS, 3GPP and ETSI identities can be found under <http://webapp.etsi.org/key/queryform.asp>.

---

# Modal verbs terminology

In the present document "**shall**", "**shall not**", "**should**", "**should not**", "**may**", "**need not**", "**will**", "**will not**", "**can**" and "**cannot**" are to be interpreted as described in clause 3.2 of the [ETSI Drafting Rules](#) (Verbal forms for the expression of provisions).

"**must**" and "**must not**" are **NOT** allowed in ETSI deliverables except when used in direct citation.

# Contents

Intellectual Property Rights .....	2
Foreword.....	2
Modal verbs terminology.....	2
Foreword.....	11
1 Scope .....	12
2 References .....	12
3 Definitions and abbreviations.....	13
3.1 Definitions .....	13
3.2 Abbreviations .....	13
4 Overview .....	14
4.1 Introduction .....	14
5 Services offered by the AMF .....	14
5.1 Introduction .....	14
5.2 Namf_Communication Service .....	15
5.2.1 Service Description.....	15
5.2.2 Service Operations .....	15
5.2.2.1 Introduction.....	15
5.2.2.2 UE Context Operations .....	16
5.2.2.2.1 UEContextTransfer.....	16
5.2.2.2.1.1 General.....	16
5.2.2.2.1.2 Retrieve UE Context after successful UE authentication.....	18
5.2.2.2.2 RegistrationStatusUpdate .....	18
5.2.2.2.2.1 General.....	18
5.2.2.2.3 CreateUEContext.....	19
5.2.2.2.3.1 General.....	19
5.2.2.2.4 ReleaseUEContext.....	20
5.2.2.2.4.1 General.....	20
5.2.2.3 UE Specific N1N2 Message Operations .....	21
5.2.2.3.1 N1N2MessageTransfer.....	21
5.2.2.3.1.1 General.....	21
5.2.2.3.1.2 When the UE is in CM-IDLE .....	22
5.2.2.3.2 N1N2Transfer Failure Notification .....	24
5.2.2.3.3 N1N2MessageSubscribe.....	25
5.2.2.3.3.1 General.....	25
5.2.2.3.4 N1N2MessageUnSubscribe.....	25
5.2.2.3.4.1 General.....	25
5.2.2.3.5 N1MessageNotify.....	26
5.2.2.3.5.1 General.....	26
5.2.2.3.5.2 Using N1MessageNotify in the Registration with AMF Re-allocation Procedure .....	27
5.2.2.3.5.3 Using N1MessageNotify in the UE Assisted and UE Based Positioning Procedure .....	27
5.2.2.3.5.4 Using N1MessageNotify in the UE Configuration Update for transparent UE Policy delivery .....	27
5.2.2.3.6 N2InfoNotify .....	28
5.2.2.3.6.1 General.....	28
5.2.2.3.6.2 Using N2InfoNotify during Inter NG-RAN node N2 based handover procedure.....	28
5.2.2.3.6.3 Using N2InfoNotify during Location Services procedures.....	29
5.2.2.4 Non-UE N2 Message Operations .....	29
5.2.2.4.1 NonUeN2MessageTransfer .....	29
5.2.2.4.1.1 General.....	29
5.2.2.4.1.2 Obtaining Non UE Associated Network Assistance Data Procedure .....	30
5.2.2.4.1.3 Warning Request Transfer Procedure .....	30
5.2.2.4.1.4 Configuration Transfer Procedure .....	30
5.2.2.4.2 NonUeN2InfoSubscribe .....	31
5.2.2.4.2.1 General.....	31

5.2.2.4.3	NonUeN2InfoUnSubscribe .....	31
5.2.2.4.3.1	General.....	31
5.2.2.4.4	NonUeN2InfoNotify.....	32
5.2.2.4.4.1	General.....	32
5.2.2.4.4.2	Using NonUeN2InfoNotify during Location Services procedures .....	32
5.2.2.4.4.3	Use of NonUeN2InfoNotify for PWS related events.....	33
5.2.2.5	AMF Status Change Operations.....	33
5.2.2.5.1	AMFStatusChangeSubscribe.....	33
5.2.2.5.1.1	General.....	33
5.2.2.5.1.2	Creation of a subscription .....	33
5.2.2.5.1.3	Modification of a subscription .....	34
5.2.2.5.2	AMFStatusChangeUnSubscribe.....	34
5.2.2.5.2.1	General.....	34
5.2.2.5.3	AMFStatusChangeNotify .....	35
5.2.2.5.3.1	General.....	35
5.2.2.6	EBIAssignment .....	35
5.2.2.6.1	General .....	35
5.3	Namf_EventExposure Service.....	37
5.3.1	Service Description.....	37
5.3.2	Service Operations.....	39
5.3.2.1	Introduction.....	39
5.3.2.2	Subscribe.....	39
5.3.2.2.1	General .....	39
5.3.2.2.2	Creation of a subscription.....	39
5.3.2.2.3	Modification of a subscription.....	40
5.3.2.3	Unsubscribe.....	41
5.3.2.3.1	General .....	41
5.3.2.4	Notify .....	42
5.3.2.4.1	General .....	42
5.4	Namf_MT Service.....	42
5.4.1	Service Description.....	42
5.4.2	Service Operations.....	42
5.4.2.1	Introduction.....	42
5.4.2.2	EnableUEReachability .....	42
5.4.2.2.1	General .....	42
5.4.2.3	ProvideDomainSelectionInfo .....	43
5.4.2.3.1	General .....	43
5.5	Namf_Location Service.....	44
5.5.1	Service Description.....	44
5.5.2	Service Operations.....	44
5.5.2.1	Introduction.....	44
5.5.2.2	ProvidePositioningInfo .....	44
5.5.2.2.1	General .....	44
5.5.2.3	EventNotify .....	45
5.5.2.3.1	General .....	45
5.5.2.4	ProvideLocationInfo .....	46
5.5.2.4.1	General .....	46
6	API Definitions .....	47
6.1	Namf_Communication Service API.....	47
6.1.1	API URI.....	47
6.1.2	Usage of HTTP.....	47
6.1.2.1	General .....	47
6.1.2.2	HTTP standard headers .....	47
6.1.2.2.1	General .....	47
6.1.2.2.2	Content type .....	47
6.1.2.3	HTTP custom headers .....	48
6.1.2.3.1	General .....	48
6.1.2.4	HTTP multipart messages .....	48
6.1.3	Resources.....	49
6.1.3.1	Overview.....	49
6.1.3.2	Resource: Individual ueContext.....	50

6.1.3.2.1	Description .....	50
6.1.3.2.2	Resource Definition .....	50
6.1.3.2.3	Resource Standard Methods .....	51
6.1.3.2.3.1	PUT .....	51
6.1.3.2.4	Resource Custom Operations .....	52
6.1.3.2.4.1	Overview .....	52
6.1.3.2.4.2	Operation: (POST) release .....	52
6.1.3.2.4.2.1	Description .....	52
6.1.3.2.4.2.2	Operation Definition .....	52
6.1.3.2.4.3	Operation: (POST) assign-ebi .....	52
6.1.3.2.4.3.1	Description .....	52
6.1.3.2.4.3.2	Operation Definition .....	53
6.1.3.2.4.4	Operation: (POST) transfer .....	53
6.1.3.2.4.4.1	Description .....	53
6.1.3.2.4.4.2	Operation Definition .....	53
6.1.3.2.4.5	Operation: (POST) transfer-update .....	54
6.1.3.2.4.5.1	Description .....	54
6.1.3.2.4.5.2	Operation Definition .....	54
6.1.3.3	Resource: N1N2 Subscriptions Collection for Individual UE Contexts .....	55
6.1.3.3.1	Description .....	55
6.1.3.3.2	Resource Definition .....	55
6.1.3.3.3.1	POST .....	55
6.1.3.3.4	Resource Custom Operations .....	55
6.1.3.4	Resource: N1N2 Individual Subscription .....	55
6.1.3.4.1	Description .....	55
6.1.3.4.2	Resource Definition .....	56
6.1.3.4.3.1	DELETE .....	56
6.1.3.4.4	Resource Custom Operations .....	56
6.1.3.5	Resource: N1 N2 Messages Collection .....	56
6.1.3.5.1	Description .....	56
6.1.3.5.2	Resource Definition .....	56
6.1.3.5.3	Resource Standard Methods .....	57
6.1.3.5.3.1	POST .....	57
6.1.3.6	Resource: subscriptions collection .....	59
6.1.3.6.1	Description .....	59
6.1.3.6.2	Resource Definition .....	59
6.1.3.6.3	Resource Standard Methods .....	59
6.1.3.6.3.1	POST .....	59
6.1.3.7	Resource: individual subscription .....	60
6.1.3.7.1	Description .....	60
6.1.3.7.2	Resource Definition .....	60
6.1.3.7.3	Resource Standard Methods .....	60
6.1.3.7.3.1	DELETE .....	60
6.1.3.7.3.2	PUT .....	60
6.1.3.8	Resource: Non UE N2Messages Collection .....	61
6.1.3.8.1	Description .....	61
6.1.3.8.2	Resource Definition .....	61
6.1.3.8.3	Resource Standard Methods .....	61
6.1.3.8.4	Resource Custom Operations .....	61
6.1.3.8.4.1	Overview .....	61
6.1.3.8.4.2	Operation: transfer .....	61
6.1.3.8.4.2.1	Description .....	61
6.1.3.8.4.2.2	Operation Definition .....	62
6.1.3.9	Resource: Non UE N2Messages Subscriptions Collection .....	62
6.1.3.9.1	Description .....	62
6.1.3.9.2	Resource Definition .....	62
6.1.3.9.3	Resource Standard Methods .....	62
6.1.3.9.3.1	POST .....	62
6.1.3.9.4	Resource Custom Operations .....	63
6.1.3.10	Resource: Non UE N2 Message Notification Individual Subscription .....	63
6.1.3.10.1	Description .....	63
6.1.3.10.2	Resource Definition .....	63

6.1.3.10.3	Resource Standard Methods .....	63
6.1.3.10.3.1	DELETE .....	63
6.1.3.10.4	Resource Custom Operations .....	64
6.1.4	Custom Operations without associated resources .....	64
6.1.5	Notifications .....	64
6.1.5.1	General .....	64
6.1.5.2	AMF Status Change Notification .....	64
6.1.5.2.1	Description .....	64
6.1.5.2.2	Notification Definition .....	64
6.1.5.2.3	Notification Standard Methods.....	64
6.1.5.2.3.1	POST.....	64
6.1.5.3	Non UE N2 Information Notification .....	65
6.1.5.3.1	Description .....	65
6.1.5.3.2	Notification Definition .....	65
6.1.5.3.3	Notification Standard Methods.....	65
6.1.5.3.3.1	POST.....	65
6.1.5.4	N1 Message Notification.....	65
6.1.5.4.1	Description .....	65
6.1.5.4.2	Notification Definition .....	65
6.1.5.4.3	Notification Standard Methods.....	65
6.1.5.4.3.1	POST.....	65
6.1.5.5	UE Specific N2 Information Notification .....	66
6.1.5.5.1	Description .....	66
6.1.5.5.2	Notification Definition .....	66
6.1.5.5.3	Notification Standard Methods.....	66
6.1.5.5.3.1	POST.....	66
6.1.5.6	N1N2 Transfer Failure Notification .....	66
6.1.5.6.1	Description .....	66
6.1.5.6.2	Notification Definition .....	67
6.1.5.6.3	Notification Standard Methods.....	67
6.1.5.6.3.1	POST.....	67
6.1.5.7	Void.....	67
6.1.6	Data Model .....	67
6.1.6.1	General .....	67
6.1.6.2	Structured data types .....	71
6.1.6.2.1	Introduction .....	71
6.1.6.2.2	Type: SubscriptionData .....	71
6.1.6.2.3	Type: AmfStatusChangeNotification .....	72
6.1.6.2.4	Type: AmfStatusInfo .....	72
6.1.6.2.5	Type: AssignEbiData.....	72
6.1.6.2.6	Type: AssignedEbiData.....	72
6.1.6.2.7	Type: AssignEbiFailed .....	73
6.1.6.2.8	Type: UEContextRelease .....	73
6.1.6.2.9	Type: N2InformationTransferReqData .....	73
6.1.6.2.10	Type: NonUeN2InfoSubscriptionCreateData.....	74
6.1.6.2.11	Type: NonUeN2InfoSubscriptionCreatedData.....	74
6.1.6.2.12	Type: UeN1N2InfoSubscriptionCreateData.....	75
6.1.6.2.13	Type: UeN1N2InfoSubscriptionCreatedData.....	75
6.1.6.2.14	Type: N2InformationNotification.....	76
6.1.6.2.15	Type: N2InfoContainer .....	76
6.1.6.2.16	Type: N1MessageNotification.....	77
6.1.6.2.17	Type: N1MessageContainer .....	77
6.1.6.2.18	Type: N1N2MessageTransferReqData.....	78
6.1.6.2.19	Type: N1N2MessageTransferRspData.....	79
6.1.6.2.20	Type: RegistrationContextContainer .....	79
6.1.6.2.21	Type: AreaOfValidity .....	80
6.1.6.2.22	Void.....	80
6.1.6.2.23	Type: UeContextTransferReqData .....	80
6.1.6.2.24	Type: UeContextTransferRspData .....	80
6.1.6.2.25	Type: UeContext .....	81
6.1.6.2.26	Type: N2SmInformation.....	85
6.1.6.2.27	Type: N2InfoContent.....	85

6.1.6.2.28	Type: NrppaInformation.....	85
6.1.6.2.29	Type: PwsInformation .....	86
6.1.6.2.30	Type: N1N2MsgTxfrFailureNotification .....	86
6.1.6.2.31	Type: N1N2MessageTransferError .....	86
6.1.6.2.32	Type: N1N2MsgTxfrErrDetail.....	87
6.1.6.2.33	Type: N2InformationTransferRspData.....	87
6.1.6.2.34	Type: MmContext .....	88
6.1.6.2.35	Type: SeafData .....	89
6.1.6.2.36	Type: NasSecurityMode .....	89
6.1.6.2.37	Type: PduSessionContext.....	90
6.1.6.2.38	Type: NssaiMapping .....	90
6.1.6.2.39	Type: UeRegStatusUpdateReqData.....	90
6.1.6.2.40	Type: AssignEbiError.....	91
6.1.6.2.41	Type: UeContextCreateData.....	91
6.1.6.2.42	Type: UeContextCreatedData.....	92
6.1.6.2.43	Type: UeContextCreateError.....	92
6.1.6.2.44	Type: NgRanTargetId.....	92
6.1.6.2.45	Type: N2InformationTransferError.....	93
6.1.6.2.46	Type: PWSResponseData.....	93
6.1.6.2.47	Type: PWSErrorData.....	93
6.1.6.2.48	Void.....	93
6.1.6.2.49	Type: NgKsi .....	93
6.1.6.2.50	Type: KeyAmf.....	93
6.1.6.2.51	Type: ExpectedUeBehavior.....	94
6.1.6.2.52	Type: UeRegStatusUpdateRspData.....	94
6.1.6.2.53	Type: N2RanInformation .....	94
6.1.6.2.54	Type: N2InfoNotificationRspData .....	94
6.1.6.3	Simple data types and enumerations .....	94
6.1.6.3.1	Introduction .....	94
6.1.6.3.2	Simple data types.....	94
6.1.6.3.3	Enumeration: StatusChange .....	95
6.1.6.3.4	Enumeration: N2InformationClass .....	95
6.1.6.3.5	Enumeration: N1MessageClass.....	96
6.1.6.3.6	Enumeration: N1N2MessageTransferCause.....	96
6.1.6.3.7	Enumeration: UeContextTransferStatus.....	96
6.1.6.3.8	Enumeration: N2InformationTransferResult.....	96
6.1.6.3.9	Enumeration: CipheringAlgorithm .....	97
6.1.6.3.10	Enumeration: IntegrityAlgorithm .....	97
6.1.6.3.11	Enumeration: SmsSupport.....	97
6.1.6.3.12	ScType.....	97
6.1.6.3.13	KeyAmfType.....	97
6.1.6.3.14	Enumeration: TransferReason .....	97
6.1.6.3.15	Enumeration: AMPolicyReqTrigger .....	98
6.1.6.3.16	Enumeration: RatSelector.....	98
6.1.6.3.17	Enumeration: NgapIeType .....	98
6.1.6.3.18	Enumeration: N2InfoNotifyReason.....	98
6.1.6.4	Binary data .....	98
6.1.6.4.1	Introduction .....	98
6.1.6.4.2	N1 Message Content.....	98
6.1.6.4.3	N2 Information Content.....	99
6.1.6.4.3.1	Introduction.....	99
6.1.6.4.3.2	NGAP IEs .....	99
6.1.6.4.3.3	NGAP Messages .....	100
6.1.7	Error Handling .....	101
6.1.7.1	General .....	101
6.1.7.2	Protocol Errors .....	101
6.1.7.3	Application Errors.....	101
6.1.8	Feature Negotiation.....	102
6.1.9	Security .....	103
6.2	Namf_EventExposure Service API .....	103
6.2.1	API URI.....	103
6.2.2	Usage of HTTP.....	103



6.2.2.1	General .....	103
6.2.2.2	HTTP standard headers .....	104
6.2.2.2.1	General .....	104
6.2.2.2.2	Content type .....	104
6.2.2.3	HTTP custom headers .....	104
6.2.2.3.1	General .....	104
6.2.3	Resources .....	104
6.2.3.1	Overview .....	104
6.2.3.2	Resource: Subscriptions collection .....	104
6.2.3.2.1	Description .....	104
6.2.3.2.2	Resource Definition .....	105
6.2.3.2.3	Resource Standard Methods .....	105
6.2.3.2.3.1	POST .....	105
6.2.3.2.4	Resource Custom Operations .....	105
6.2.3.3	Resource: Individual subscription .....	105
6.2.3.3.1	Description .....	105
6.2.3.3.2	Resource Definition .....	105
6.2.3.3.3	Resource Standard Methods .....	106
6.2.3.3.3.1	PATCH .....	106
6.2.3.3.3.2	DELETE .....	106
6.2.3.3.4	Resource Custom Operations .....	107
6.2.4	Custom Operations without associated resources .....	107
6.2.5	Notifications .....	107
6.2.5.1	General .....	107
6.2.5.2	AMF Event Notification .....	107
6.2.5.2.1	Notification Definition .....	107
6.2.5.2.3	Notification Standard Methods .....	107
6.2.5.2.3.1	POST .....	107
6.2.6	Data Model .....	107
6.2.6.1	General .....	107
6.2.6.2	Structured data types .....	109
6.2.6.2.1	Introduction .....	109
6.2.6.2.2	Type: AmfEventSubscription .....	110
6.2.6.2.3	Type: AmfEvent .....	111
6.2.6.2.4	Type: AmfEventNotification .....	111
6.2.6.2.5	Type: AmfEventReport .....	112
6.2.6.2.6	Type: AmfEventMode .....	114
6.2.6.2.7	Type: AmfEventState .....	114
6.2.6.2.8	Type: RmInfo .....	114
6.2.6.2.9	Type: CmInfo .....	115
6.2.6.2.10	Type: SubscribedData .....	115
6.2.6.2.11	Type: CommunicationFailure .....	115
6.2.6.2.12	Type: AmfCreateEventSubscription .....	115
6.2.6.2.13	Type: AmfCreatedEventSubscription .....	116
6.2.6.2.14	Type: AmfUpdateEventSubscriptionItem .....	116
6.2.6.2.15	Type: AmfUpdatedEventSubscription .....	116
6.2.6.2.16	Type: AmfEventArea .....	117
6.2.6.2.17	Type: LdnInfo .....	117
6.2.6.2.18	Type: AmfUpdateEventOptionItem .....	117
6.2.6.3	Simple data types and enumerations .....	117
6.2.6.3.1	Introduction .....	117
6.2.6.3.2	Simple data types .....	117
6.2.6.3.3	Enumeration: AmfEventType .....	118
6.2.6.3.4	Enumeration: AmfEventTrigger .....	119
6.2.6.3.5	Enumeration: LocationFilter .....	119
6.2.6.3.6	Enumeration: SubscribedDataFilter .....	119
6.2.6.3.7	Enumeration: UeReachability .....	119
6.2.6.3.8	Void .....	119
6.2.6.3.9	Enumeration: RmState .....	119
6.2.6.3.10	Enumeration: CmState .....	120
6.2.6.4	Binary data .....	120
6.2.7	Error Handling .....	120

6.2.7.1	General .....	120
6.2.7.2	Protocol Errors .....	120
6.2.7.3	Application Errors .....	120
6.2.8	Feature Negotiation.....	120
6.2.9	Security .....	121
6.3	Namf_MT Service API .....	121
6.3.1	API URI .....	121
6.3.2	Usage of HTTP .....	121
6.3.2.1	General .....	121
6.3.2.2	HTTP standard headers .....	121
6.3.2.2.1	General .....	121
6.3.2.2.2	Content type .....	121
6.3.2.3	HTTP custom headers .....	122
6.3.2.3.1	General .....	122
6.3.3	Resources.....	122
6.3.3.1	Overview.....	122
6.3.3.2	Resource: ueReachInd.....	122
6.3.3.2.1	Description .....	122
6.3.3.2.2	Resource Definition.....	122
6.3.3.2.3	Resource Standard Methods .....	123
6.3.3.2.3.1	PUT .....	123
6.3.3.2.4	Resource Custom Operations .....	124
6.3.3.3	Resource: UeContext .....	124
6.3.3.3.1	Description .....	124
6.3.3.3.2	Resource Definition.....	124
6.3.3.3.3	Resource Standard Methods .....	125
6.3.3.3.3.1	GET.....	125
6.3.3.3.4	Resource Custom Operations .....	125
6.3.4	Custom Operations without associated resources .....	125
6.3.5	Notifications .....	126
6.3.6	Data Model .....	126
6.3.6.1	General .....	126
6.3.6.2	Structured data types .....	126
6.3.6.2.1	Introduction .....	126
6.3.6.2.2	Type: EnableUeReachabilityReqData .....	126
6.3.6.2.3	Type: EnableUeReachabilityRspData .....	126
6.3.6.2.4	Type: UeContextInfo .....	127
6.3.6.3.5	Enumeration: UeContextInfoClass .....	127
6.3.6.3	Simple data types and enumerations .....	127
6.3.6.3.1	Introduction .....	127
6.3.6.3.2	Simple data types.....	127
6.3.6.4	Binary data .....	128
6.3.7	Error Handling .....	128
6.3.7.1	General .....	128
6.3.7.2	Protocol Errors .....	128
6.3.7.3	Application Errors.....	128
6.3.8	Feature Negotiation.....	128
6.3.9	Security .....	129
6.4	Namf_Location Service API .....	129
6.4.1	API URI .....	129
6.4.2	Usage of HTTP .....	129
6.4.2.1	General .....	129
6.4.2.2	HTTP standard headers .....	129
6.4.2.2.1	General .....	129
6.4.2.2.2	Content type .....	129
6.4.2.3	HTTP custom headers .....	130
6.4.2.3.1	General .....	130
6.4.3	Resources.....	130
6.4.3.1	Overview.....	130
6.4.3.2	Resource: Individual UE Context .....	130
6.4.3.2.1	Description .....	130
6.4.3.2.2	Resource Definition.....	130

6.4.3.2.3	Resource Standard Methods .....	131
6.4.3.2.4	Resource Custom Operations .....	131
6.4.3.2.4.1	Overview.....	131
6.4.3.2.4.2	Operation: (POST) provide-pos-info .....	131
6.4.3.2.4.2.1	Description .....	131
6.4.3.2.4.2.2	Operation Definition .....	131
6.4.3.2.4.3	Operation: (POST) provide-loc-info .....	132
6.4.3.2.4.3.1	Description .....	132
6.4.3.2.4.3.2	Operation Definition .....	132
6.4.4	Custom Operations without associated resources .....	132
6.4.5	Notifications .....	133
6.4.5.1	General .....	133
6.4.5.2	Event Notify .....	133
6.4.5.2.1	Description .....	133
6.4.5.2.2	Notification Definition .....	133
6.4.5.2.3	Notification Standard Methods.....	133
6.4.5.2.3.1	POST.....	133
6.4.6	Data Model .....	133
6.4.6.1	General .....	133
6.4.6.2	Structured data types .....	134
6.4.6.2.1	Introduction .....	134
6.4.6.2.2	Type: RequestPosInfo .....	135
6.4.6.2.3	Type: ProvidePosInfo .....	136
6.4.6.2.4	Type: NotifiedPosInfo .....	137
6.4.6.2.5	Type: RequestLocInfo .....	138
6.4.6.2.6	Type: ProvideLocInfo .....	138
6.4.6.3	Simple data types and enumerations .....	139
6.4.6.3.1	Introduction .....	139
6.4.6.3.2	Simple data types.....	139
6.4.6.3.3	Enumeration: LocationType .....	139
6.4.6.3.4	Enumeration: LocationEvent .....	139
6.4.7	Error Handling .....	139
6.4.7.1	General .....	139
6.4.7.2	Protocol Errors .....	139
6.4.7.3	Application Errors.....	139
6.4.8	Feature Negotiation.....	140
6.4.9	Security .....	140
<b>Annex A (normative):</b>	<b>OpenAPI specification.....</b>	<b>142</b>
A.1	General .....	142
A.2	Namf_Communication API.....	142
A.3	Namf_EventExposure API .....	173
A.4	Namf_MT.....	180
A.5	Namf_Location.....	182
<b>Annex B (informative):</b>	<b>Change history .....</b>	<b>187</b>
History .....		191

---

# Foreword

This Technical Specification has been produced by the 3rd Generation Partnership Project (3GPP).

The contents of the present document are subject to continuing work within the TSG and may change following formal TSG approval. Should the TSG modify the contents of the present document, it will be re-released by the TSG with an identifying change of release date and an increase in version number as follows:

Version x.y.z

where:

- x the first digit:
  - 1 presented to TSG for information;
  - 2 presented to TSG for approval;
  - 3 or greater indicates TSG approved document under change control.
- y the second digit is incremented for all changes of substance, i.e. technical enhancements, corrections, updates, etc.
- z the third digit is incremented when editorial only changes have been incorporated in the document.

---

# 1 Scope

The present document specifies the stage 3 protocol and data model for the Namf Service Based Interface. It provides stage 3 protocol definitions and message flows, and specifies the API for each service offered by the AMF.

The 5G System stage 2 architecture and procedures are specified in 3GPP TS 23.501 [2] and 3GPP TS 23.502 [3].

The Technical Realization of the Service Based Architecture and the Principles and Guidelines for Services Definition are specified in 3GPP TS 29.500 [4] and 3GPP TS 29.501 [5].

---

# 2 References

- [1] 3GPP TR 21.905: "Vocabulary for 3GPP Specifications".
- [2] 3GPP TS 23.501: "System Architecture for the 5G System; Stage 2".
- [3] 3GPP TS 23.502: "Procedures for the 5G System; Stage 2".
- [4] 3GPP TS 29.500: "5G System; Technical Realization of Service Based Architecture; Stage 3".
- [5] 3GPP TS 29.501: "5G System; Principles and Guidelines for Services Definition; Stage 3".
- [6] 3GPP TS 29.571: "5G System; Common Data Types for Service Based Interfaces Stage 3".
- [7] 3GPP TS 23.503: "Policy and Charging Control Framework for the 5G System; Stage 2".
- [8] IETF RFC 8259: "The JavaScript Object Notation (JSON) Data Interchange Format".
- [9] IETF RFC 2387: "The MIME Multipart/Related Content-type".
- [10] IETF RFC 2045: "Multipurpose Internet Mail Extensions (MIME) Part One: Format of Internet Message Bodies".
- [11] 3GPP TS 24.501: "Non-Access-Stratum (NAS) Protocol for 5G System (5GS); Stage 3".
- [12] 3GPP TS 38.413: "NG Radio Access Network (NG-RAN); NG Application Protocol (NGAP)".
- [13] 3GPP TS 36.355: "Evolved Universal Terrestrial Radio Access (E-UTRA); LTE Positioning Protocol (LPP)".
- [14] IETF RFC 6902: "JavaScript Object Notation (JSON) Patch".
- [15] 3GPP TS 24.007: "Mobile radio interface signalling layer 3; General Aspects".
- [16] 3GPP TS 29.502: "5G System, Session Management Services; Stage 3".
- [17] 3GPP TS 38.455: "NR Positioning Protocol A (NRPPa)".
- [18] 3GPP TS 29.531: "Network Slice Selection Services; Stage 3".
- [19] IETF RFC 7540: "Hypertext Transfer Protocol Version 2 (HTTP/2)".
- [20] 3GPP TS 23.041: "Technical realization of Cell Broadcast Service (CBS)".
- [21] 3GPP TS 29.168: "Cell Broadcast Centre interfaces with the Evolved Packet Core; Stage 3".
- [22] 3GPP TS 24.008: "Mobile radio interface Layer 3 specification; Core network protocols; Stage 3".
- [23] OpenAPI Initiative, "OpenAPI 3.0.0 Specification", <https://github.com/OAI/OpenAPI-Specification/blob/master/versions/3.0.0.md>
- [24] 3GPP TS 36.413: "Evolved Universal Terrestrial Radio Access Network (E-UTRAN); S1 Application Protocol (S1AP)".
- [25] 3GPP TS 29.572: "5G System, Location Management Services; Stage 3".

- [26] Void
- [27] 3GPP TS 33.501: "Security architecture and procedures for 5G system".
- [28] IETF RFC 6749: "The OAuth 2.0 Authorization Framework".
- [29] 3GPP TS 29.510: "Network Function Repository Services; Stage 3".
- [30] 3GPP TS 32.422: "Telecommunication management; Subscriber and equipment trace; Trace control and configuration management".
- [31] Void
- [32] 3GPP TS 29.507: "5G System; Access and Mobility Policy Control Service; Stage 3".
- [33] 3GPP TS 23.527: "5G System; Restoration Procedures".
- [34] 3GPP TS 29.525: "5G System; UE Policy Control Service; Stage 3".
- [35] 3GPP TS 29.503: "5G System; Unified Data Management Services; Stage 3".

---

## 3 Definitions and abbreviations

### 3.1 Definitions

For the purposes of the present document, the terms and definitions given in 3GPP TR 21.905 [1] and the following apply. A term defined in the present document takes precedence over the definition of the same term, if any, in 3GPP TR 21.905 [1].

**example:** text used to clarify abstract rules by applying them literally.

### 3.2 Abbreviations

For the purposes of the present document, the abbreviations given in 3GPP TR 21.905 [1] and the following apply. An abbreviation defined in the present document takes precedence over the definition of the same abbreviation, if any, in 3GPP TR 21.905 [1].

5GC	5G Core Network
5GS	5G System
5G-AN	5G Access Network
5G-GUTI	5G Globally Unique Temporary Identifier
5QI	5G QoS Identifier
AMF	Access and Mobility Management Function
EBI	EPS Bearer Identity
GAD	Universal Geographical Area Description
GPSI	Generic Public Subscription Identifier
GUAMI	Globally Unique AMF Identifier
JSON	JavaScript Object Notation
LADN	Local Area Data Network
LMF	Location Management Function
MM	Mobility Management
N3IWF	Non-3GPP InterWorking Function
NEF	Network Exposure Function
NR	New Radio
NRF	Network Repository Function
NRPPa	NR Positioning Protocol A
NSI ID	Network Slice Instance Identifier
NSSAI	Network Slice Selection Assistance Information
PCF	Policy Control Function
PEI	Permanent Equipment Identifier
RAT	Radio Access Type
RFSP	RAT/Frequency Selection Priority

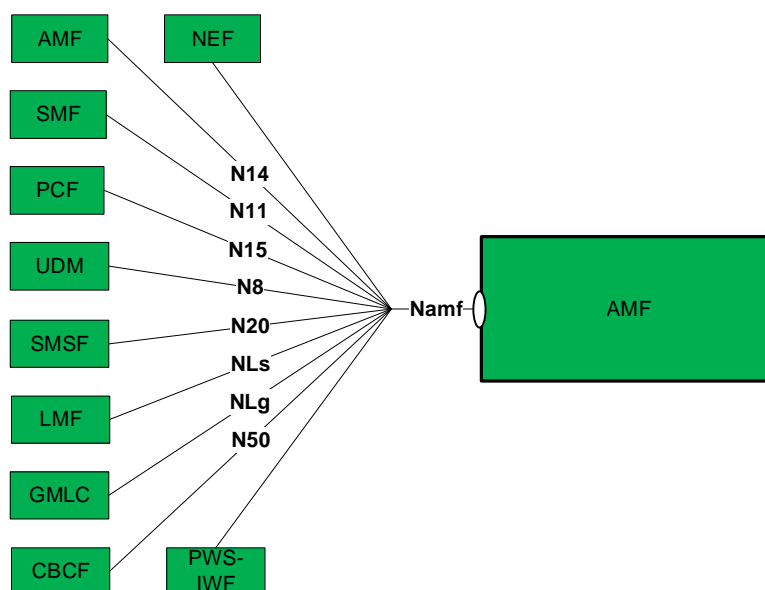
SARI	Service Area Restriction Information
SBI	Service Based Interface
SM	Session Management
SMF	Session Management Function
SMSF	Short Message Service Function
S-NSSAI	Single Network Slice Selection Assistance Information
SUCI	Subscription Concealed Identifier
SUPI	Subscription Permanent Identifier
TA	Tracking Area
TAI	Tracking Area Identity
UDM	Unified Data Management
UDSF	Unstructured Data Storage Function

## 4 Overview

### 4.1 Introduction

Within the 5GC, the AMF offers services to the SMF, other AMF, PCF, SMSF, LMF, GMLC, CBCF, PWS-IWF and NEF via the Namf service based interface (see 3GPP TS 23.501 [2] and 3GPP TS 23.502 [3]).

Figure 4.1-1 provides the reference model (in service based interface representation and in reference point representation), with focus on the AMF and the scope of the present specification.



**Figure 4.1-1: Reference model – AMF**

The functionalities supported by the AMF are listed in subclause 6.2.1 of 3GPP TS 23.501 [2].

## 5 Services offered by the AMF

### 5.1 Introduction

The table 5.1-1 shows the AMF Services and AMF Service Operations:

Table 5.1-1 List of AMF Services

Service Name	Service Operations	Operation Semantics	Example Consumer(s)
Namf_Communication	UEContextTransfer	Request/Response	Peer AMF
	RegistrationStatusUpdate	Request/Response	Peer AMF
	CreateUEContext	Request/Response	Peer AMF
	ReleaseUEContext	Request/Response	Peer AMF
	N1MessageNotify	Subscribe/Notify	Peer AMF, LMF, PCF
	N2InfoNotify		LMF, AMF
	N1N2MessageSubscribe		PCF
	N1N2MessageUnSubscribe		PCF
	N1N2MessageTransfer	Request/Response	Peer AMF, SMF, SMSF, LMF, PCF
	N1N2TransferFailureNotification	Subscribe/Notify	SMF, SMSF, LMF
	NonUeN2MessageTransfer	Request/Response	Peer AMF, LMF, CBCF, PWS-IWF
	NonUeN2InfoSubscribe	Subscribe/Notify	CBCF, PWS-IWF
	NonUeN2InfoUnSubscribe		CBCF, PWS-IWF
	NonUeN2InfoNotify		LMF, CBCF, PWS-IWF
	EBIAssignment	Request/Response	SMF
	AMFStatusChangeSubscribe	Subscribe / Notify	SMF, PCF, NEF, SMSF, UDM
AMFStatusChangeUnSubscribe	Subscribe / Notify	SMF, PCF, NEF, SMSF, UDM	
AMFStatusChangeNotify	Subscribe / Notify	SMF, PCF, NEF, SMSF, UDM	
Namf_EventExposure	Subscribe (see NOTE)	Subscribe/Notify	NEF, SMF, UDM
	Unsubscribe (see NOTE)	Subscribe/Notify	NEF, SMF, UDM
	Notify	Subscribe/Notify	NEF, SMF, UDM
Namf_MT	EnableUEReachability	Request/Response	SMSF
	ProvideDomainSelectionInfo	Request/Response	UDM
Namf_Location	ProvidePositioningInfo	Request/Response	GMLC
	EventNotify	Subscribe / Notify	GMLC
	ProvideLocationInfo	Request/Response	UDM
NOTE: A subscription applies for one UE, group of UE(s) or any UE.			

## 5.2 Namf\_Communication Service

### 5.2.1 Service Description

This service enables an NF to communicate with the UE through N1 NAS messages or with the AN (both UE and non UE specific). The service operations defined below allow the NF to communicate with the UE and the AN. The following are the key functionalities of this NF service.

- Provide service operations for transporting N1 messages to the UE;
- Allow NFs to subscribe and unsubscribe for notifications of specific N1 messages from the UE;
- Allow NFs to subscribe and unsubscribe for notifications about specific information from AN;
- Provide service operations for initiating N2 messages towards the AN;
- Security Context Management; and
- UE information management and transfer (including its security context).

### 5.2.2 Service Operations

#### 5.2.2.1 Introduction

The Namf\_Communication service supports following service operations:



- UEContextTransfer
- RegistrationStatusUpdate
- N1N2MessageTransfer (UE Specific)
- N1N2TransferFailureNotification (UE Specific)
- N1N2MessageSubscribe (UE Specific)
- N1N2MessageUnsubscribe (UE Specific)
- N1MessageNotify (UE Specific)
- N2InfoNotify (UE Specific)
- NonUeN2MessageTransfer
- NonUeN2InfoSubscribe
- NonUeN2InfoUnsubscribe
- N2InfoNotify
- EBIAssignment
- CreateUEContext
- ReleaseUEContext
- AMFStatusChangeSubscribe
- AMFStatusChangeUnsubscribe
- AMFStatusChangeNotify

5.2.2.2 UE Context Operations

5.2.2.2.1 UEContextTransfer

5.2.2.2.1.1 General

The UEContextTransfer service operation is used during the following procedure:

- General Registration procedure (see 3GPP TS 23.502 [3], subclause 4.2.2.2.2)

The UEContextTransfer service operation is invoked by a NF Service Consumer, e.g. a target AMF, towards the AMF (acting as source AMF), when the target AMF receives a Registration Request with the UE's 5G-GUTI included and the serving AMF has changed since last registration, to retrieve the UE Context, e.g. the UE's SUPI and MM Context, in the source AMF.

The NF Service Consumer (e.g. the target AMF) shall retrieve the UE Context by invoking the "transfer" custom method on the URI of an "Individual ueContext" resource identified by UE's 5G-GUTI, see subclause 6.1.3.2.4. See also Figure 5.2.2.2.1.1-1.

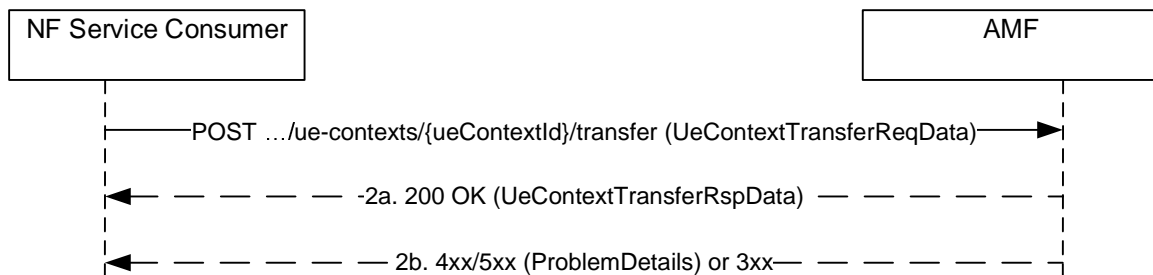


Figure 5.2.2.2.1.1-1 UE Context Transfer

1. The NF Service Consumer, e.g. target AMF, shall send a HTTP POST request to invoke "transfer" custom method on an "Individual ueContext" resource URI. The payload of the request shall be an object of "UeContextTransferReqData" data type.

If UE Context Transfer is triggered by UE initial registration or mobility registration, the NF Service Consumer, e.g. target AMF, shall set the reason attribute to "INIT\_REG" or "MOBI\_REG" and include the integrity protected registration request message which triggers the UE context transfer in the payload.

2a. On success:

- if the reason attribute is "INIT\_REG" and integrity check is successful, the (source) AMF shall respond with the status code "200 OK". The payload of the response shall be an object of "UeContextTransferRspData" data type, containing:

case a) the representation of the requested UE Context without PDU Session Contexts; or

case b) the representation of the requested UE Context only containing the "supi" attribute, if the UE is registered in a different access type in the (source) AMF and the source AMF determines based on the PLMN ID of the (target) AMF that there is no possibility for relocating the N2 interface to the (target) AMF.

- If the reason attribute is "MOBI\_REG" and integrity check is successful, the (source) AMF shall respond with the status code "200 OK". The payload of the response shall be an object of "UeContextTransferRspData" data type, containing the representation of the complete UE Context including available PDU Session Contexts.

The UE context shall contain trace control and configuration parameters, if signalling based trace has been activated (see 3GPP TS 32.422 [30]).

The NF Service Consumer, e.g. target AMF, starts tracing according to the received trace control and configuration parameters, if trace data is received in the UE context indicating that signalling based trace has been activated. Once the NF Service Consumer receives subscription data, trace requirements received from the UDM supersedes the trace requirements received from the AMF.

The UE context shall contain event subscriptions information in the following cases:

- a) Any NF Service Consumer has subscribed for UE specific event; and/or
- b) Any NF Service Consumer has subscribed for UE group specific events to which the UE belongs. In this case the event subscriptions provided in the UE context shall contain the event details applicable to this specific UE in the group (e.g maxReports in options IE).

The NF Service Consumer, e.g. target AMF, shall:

- in case a) create event subscriptions for the UE specific events;
- in case b) create event subscriptions for the group Id if there are no existing event subscriptions for that group Id, subscription change notification URI(subsChangeNotifyUri) and the subscription change notification correlation Id (subsChangeNotifyCorrelationId). If there is already an existing event subscription for the group Id, and for the given subscription change notification URI(subsChangeNotifyUri) and subscription change notification correlation Id (subsChangeNotifyCorrelationId), then an event subscription shall not be created at the NF Service Consumer. The individual UE specific event details (e.g maxReports in options IE) within that group shall be taken into account.
- for both the cases, for each created event subscription, allocate a new subscription Id, if necessary (see subclause 6.5.2 of 3GPP TS 29.500 [4]), and if allocated, send the new subscription Id to the notification endpoint for informing the subscription Id creation, along with the notification correlation Id for the subscription Id change.

NOTE: Subscription Id can be reused if the mobility is between AMFs of same AMF Set.

If the UE context being transferred from the source AMF is the last UE context that belongs to a UE group Id related subscription, then the source AMF shall not delete the UE group Id related subscription until the expiry of that event subscription (see subclause 5.3.2.2.2).

- 2b. On failure or redirection, one of the HTTP status code listed in Table 6.1.3.2.4.4.2-2 shall be returned. For a 4xx/5xx response, the message body shall contain a ProblemDetails structure with the "cause" attribute set to one of the application error listed in Table 6.1.3.2.4.4.2-2.

#### 5.2.2.2.1.2 Retrieve UE Context after successful UE authentication

When a successful UE authentication has been performed after a previous integrity check failure, the NF service consumer (e.g. the target AMF) shall retrieve the UE context by invoking "transfer" service operation on the URI of the "Individual ueContext" resource identified by UE's SUPI. The same requirements in subclause 5.2.2.2.1.1 shall be applied with following modifications:

1. Same as step 1 of figure 5.2.2.2.1.1-1, with following differences:
  - The {ueContextId} in the URI shall be composed using UE's SUPI, and
  - The "reason" attribute in request body shall be set to "MOBI\_REG\_UE\_VALIDATED", and
  - The request body shall not include registration request message from UE.
2. Same as step 2a of figure 5.2.2.2.1.1-1, with following differences:
  - The (source) AMF shall skip integrity check and shall respond with the status code "200 OK "with the complete UE Context including available PDU Session Contexts

#### 5.2.2.2.2 RegistrationStatusUpdate

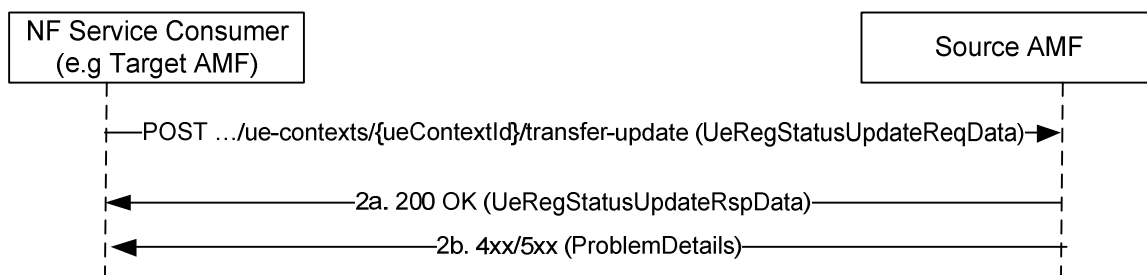
##### 5.2.2.2.2.1 General

The RegistrationStatusUpdate service operation is used during the following procedure:

- General Registration procedure (see 3GPP TS 23.502 [3], subclause 4.2.2.2.2)
- Registration with AMF re-allocation procedure (see 3GPP TS 23.502 [3], subclause 4.2.2.2.3)

The RegistrationStatusUpdate service operation is invoked by a NF Service Consumer, e.g. the target AMF, towards the NF Service Producer, i.e. the source AMF, to update the status of UE registration at the target AMF, thereby indicating the result of previous UE Context transfer for a given UE (see subclause 5.2.2.2.1.1).

The target AMF shall update the NF Service Producer (i.e. source AMF) the status of the UE registration at the target AMF due to a previous UE Context transfer. The NF Service Consumer (e.g. target AMF) shall use the HTTP method POST to invoke the "transfer-update" custom operation on the URI of an "Individual ueContext" resource, see subclause 6.1.3.2.4. See also Figure 5.2.2.2.2.1-1.



**Figure 5.2.2.2.2.1-1 Registration Status Update**

1. The NF service consumer (e.g. target AMF), shall send a POST request to invoke the "transfer-update" custom operation on the URI of an "Individual ueContext" resource, to update the source AMF of the status of the UE registration at the target AMF. The UE's 5G-GUTI is included as the UE identity.

If any network slice(s) become no longer available and there are PDU Session(s) associated with them, the target AMF shall include these PDU session(s) in the toReleaseSessionList attribute in the payload.

If the target AMF selects a new PCF for AM Policy other than the one which was included in the UeContext by the old AMF, the target AMF shall set pcfReselectionInd to true.

Once the update is received, the source AMF shall:

- remove the individual ueContext resource and release any PDU session(s) in the toReleaseSessionList attribute, if the transferStatus attribute included in the POST request body is set to "TRANSFERRED". The source AMF may choose to start a timer to supervise the release of the UE context resource and may keep the individual ueContext resource until the timer expires. If the pcfReselectionInd is set to true, the source AMF shall terminate the AM Policy Association to the old PCF.
- shall keep the UE Context as if the context transfer procedure had not happened if the transferStatus attribute included in the POST request body is set to "NOT\_TRANSFERRED".

2a. On Success: The source AMF shall respond with the status code "200 OK" if the request is accepted.

2b. On failure, one of the HTTP status code listed in Table 6.1.3.2.4.5.2-2 shall be returned. For a 4xx/5xx response, the message body shall contain a ProblemDetails structure with the "cause" attribute set to one of the application error listed in Table 6.1.3.2.4.5.2-2, where applicable.

### 5.2.2.2.3 CreateUEContext

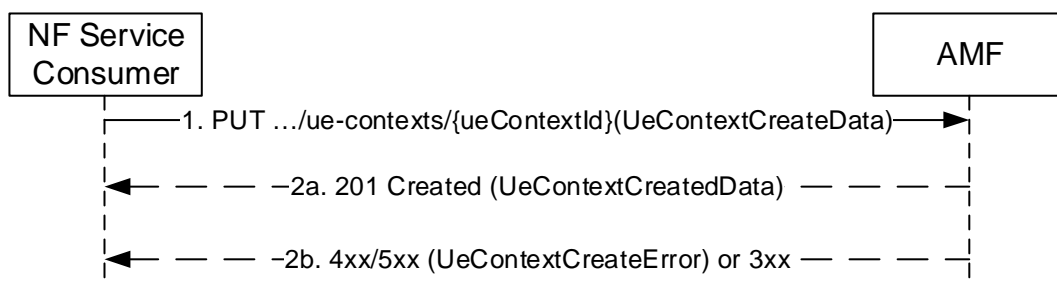
#### 5.2.2.2.3.1 General

The CreateUEContext service operation is used during the following procedure:

- Inter NG-RAN node N2 based handover (see 3GPP TS 23.502 [3], subclause 4.9.1.3)

The CreateUEContext service operation is invoked by a NF Service Consumer, e.g. a source AMF, towards the AMF (acting as target AMF), when the source AMF can't serve the UE and selects the target AMF during the handover procedure, to create the UE Context in the target AMF.

The NF Service Consumer (e.g. the source AMF) shall create the UE Context by using the HTTP PUT method with the URI of the "Individual UeContext" resource (See subclause 6.1.3.2.3.1). See also Figure 5.2.2.2.3.1-1.



**Figure 5.2.2.2.3.1-1 Create UE Context**

1. The NF Service Consumer, e.g. source AMF, shall send a PUT request, to create the ueContext in the target AMF. The payload body of the PUT request shall contain a UeContextCreateData structure, including a N2 Information Notification callback URI.

The UE context shall contain trace control and configuration parameters, if signalling based trace has been activated (see 3GPP TS 32.422 [30]).

- 2a. On success, the target AMF shall respond with the status code "201 Created" if the request is accepted, together with a HTTP Location header to provide the location of a newly created resource. The payload body of the PUT response shall contain the representation of the created UE Context. If the target AMF selects a new PCF for AM Policy other than the one which was included in the UeContext by the old AMF, the target AMF shall set pcfReselectionInd to true. If the pcfReselectionInd is set to true, the source AMF shall terminate the AM Policy Association to the old PCF.

The target AMF starts tracing according to the received trace control and configuration parameters, if trace data is received in the UE context indicating that signalling based trace has been activated. Once the AMF receives subscription data, trace requirements received from the UDM supersedes the trace requirements received from the NF Service Consumer.

The UE context shall contain event subscriptions information in the following cases:

- a) Any NF Service Consumer has subscribed for UE specific event; and/or
- b) Any NF Service Consumer has subscribed for UE group specific events to which the UE belongs. In this case the event subscriptions provided in the UE context shall contain the event details applicable to this specific UE in the group (e.g maxReports in options IE).

The target AMF, shall:

- in case a) create event subscriptions for the UE specific events;
- in case b) create event subscriptions for the group Id if there are no existing event subscriptions for that group Id, subscription change notification URI(subsChangeNotifyUri) and the subscription change notification correlation Id (subsChangeNotifyCorrelationId). If there is already an existing event subscription for the group Id and for the given subscription change notification URI(subsChangeNotifyUri) and subscription Id change notification correlation Id (subsChangeNotifyCorrelationId), then an event subscription shall not be created at the target AMF. The individual UE specific event details (e.g maxReports in options IE) within that group shall be taken into account.
- for both the cases, for each created event subscription, allocate a new subscription Id, if necessary (see subclause 6.5.2 of 3GPP TS 29.500 [4]), and if allocated send the new subscription Id to the notification endpoint for informing the subscription Id creation, along with the notification correlation Id for the subscription Id change.

NOTE: Subscription Id can be reused if the mobility is between AMFs of same AMF Set.

If the UE context being transferred from the NF service consumer (e.g. source AMF) is the last UE context that belongs to a UE group Id related subscription, then the NF service consumer (e.g. source AMF) shall not delete the UE group Id related subscription until the expiry of that event subscription (see subclause 5.3.2.2.2).

2b. On failure or redirection, one of the HTTP status code listed in Table 6.1.3.2.3.1-3 shall be returned. For a 4xx/5xx response, the message body shall contain a UeContextCreateError structure, including:

- a ProblemDetails structure with the "cause" attribute set to one of the application error listed in Table 6.1.3.2.3.1-3;
- NgAPCause, if available.

#### 5.2.2.2.4 ReleaseUEContext

##### 5.2.2.2.4.1 General

The ReleaseUEContext service operation is used during the following procedure:

- Inter NG-RAN node N2 based handover, Cancel procedure (see 3GPP TS 23.502 [3], subclause 4.9.1.4)

The ReleaseUEContext service operation is invoked by a NF Service Consumer, e.g. a source AMF, towards the AMF (acting as target AMF), when the source AMF receives the Handover Cancel from the 5G-AN during the handover procedure, to release the UE Context in the target AMF.

The NF Service Consumer (e.g. the source AMF) shall release the UE Context by using the HTTP "release" custom operation with the URI of the "Individual UeContext" resource (See subclause 6.1.3.2.4.2). See also Figure 5.2.2.2.4.1-1.

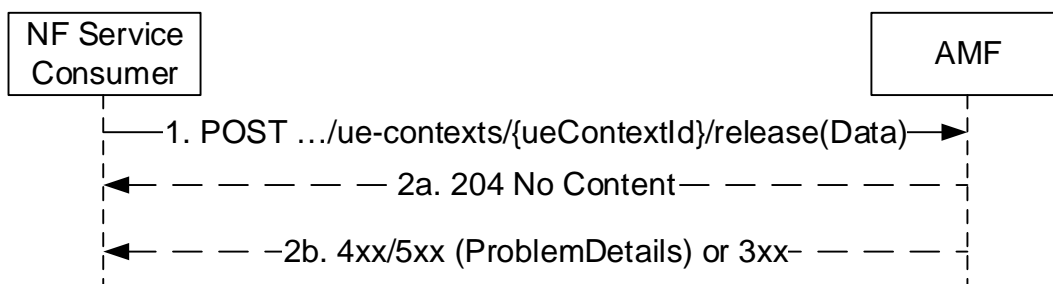


Figure 5.2.2.2.4.1-1 Release UE Context

1. The NF Service Consumer, e.g. source AMF, shall send a POST request, to release the ueContext in the target AMF. The payload body of the POST request shall contain any data that needs to be passed to the target AMF.
- 2a. On success, the target AMF shall return "204 No Content" with an empty payload body in the POST response.
- 2b. On failure or redirection, one of the HTTP status code listed in Table 6.1.3.2.4.2.2-2 shall be returned. For a 4xx/5xx response, the message body shall contain a ProblemDetails structure with the "cause" attribute set to one of the application error listed in Table 6.1.3.2.4.2.2-2.

### 5.2.2.3 UE Specific N1N2 Message Operations

#### 5.2.2.3.1 N1N2MessageTransfer

##### 5.2.2.3.1.1 General

The N1N2MessageTransfer service operation is used by a NF Service Consumer to transfer N1 and/or N2 information to the UE and/or 5G-AN through the AMF in the following procedures:

- Network triggered Service Request (see subclause 4.2.3.3 of 3GPP TS 23.502 [3])
- PDU Session establishment (see subclause 4.3.2 of 3GPP TS 23.502 [3])
- PDU Session modification (see subclause 4.3.3 of 3GPP TS 23.502 [3])
- PDU Session release (see subclause 4.3.4 of 3GPP TS 23.502 [3])
- Session continuity, service continuity and UP path management (see subclause 4.3.5 of 3GPP TS 23.502 [3])
- Inter NG-RAN node N2 based handover (see subclause 4.9.1.3 of 3GPP TS 23.502 [3])
- SMS over NAS procedures (see subclause 4.13.3 of 3GPP TS 23.502 [3])
- UE assisted and UE based positioning procedure (see subclause 4.13.5.4 of 3GPP TS 23.502 [3])
- Network assisted positioning procedure (see subclause 4.13.5.5 of 3GPP TS 23.502 [3])
- UE configuration update procedure for transparent UE policy delivery (see subclause 4.2.4.3 of 3GPP TS 23.502 [3])

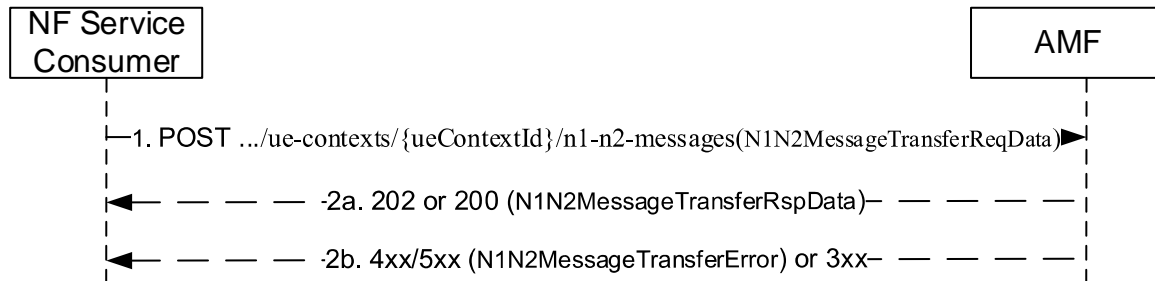
NOTE: Though in 3GPP TS 23.502 [3] the procedure is called "UE configuration update procedure for transparent UE policy delivery", as per 3GPP TS 24.501 [11] subclause 5.4.5.3.1, the network initiated NAS transport procedure is used.

The NF Service Consumer shall invoke the service operation by using HTTP method POST, to request the AMF to transfer N1 and/or N2 information for a UE and/or 5G-AN, with the URI of "N1 N2 Messages Collection" resource (see subclause 6.1.3.5.3.1).

The NF Service Consumer may include the following information in the HTTP Request message body:

- SUPI
- PDU Session ID or LCS Correlation ID depending on the N1/N2 message class to be transferred
- N2 SM Information (PDU Session ID, QoS profile, CN N3 Tunnel Info, S-NSSAI)
- N1 SM Information
- N1 Message Container (e.g. LPP message, SMS, UPDP message)
- N2 Information Container (e.g. NRPPa message)
- Allocation and Retention Priority (ARP)
- Paging Policy Indication
- 5QI
- Notification URL (used for receiving Paging Failure Indication)

- Last Message Indication
- NF Instance Identifier of the NF Service Consumer (e.g. an LMF)
- N1 SM Skipping Indication
- Area of Validity for N2 SM Information



**Figure 5.2.2.3.1.1-1 N1N2MessageTransfer for UE related signalling**

1. The NF Service Consumer shall send a POST request to transfer N1 and N2 information. The NF Service Consumer may include a N1N2MessageTransfer Notification URI to AMF in the request message.
- 2a. On success, i.e. if the request is accepted and the AMF is able to transfer the N1/N2 message to the UE and/or the AN, the AMF shall respond with a "200 OK" status code. The AMF shall set the cause IE in the N1N2MessageTransferRspData as "N1\_N2\_TRANSFER\_INITIATED" in this case.
- 2b. On failure or redirection, one of the HTTP status code listed in Table 6.1.3.5.3.1-3 shall be returned. For a 4xx/5xx response, the message body shall contain a N1N2MessageTransferError structure, including:
  - a ProblemDetails structure with the "cause" attribute set to one of the application error listed in Table 6.1.3.5.3.1-3;

#### 5.2.2.3.1.2 When the UE is in CM-IDLE

When an NF service consumer is requesting to send N1 and/or N2 information and the UE is in CM-IDLE state for the access type for which the N1 and/or N2 information is related (called "associated access type" hereafter in this subclause), the requirements specified in subclause 5.2.2.3.1.1 shall apply with the following modifications and definitions:

**NOTE:** N1 and/or N2 Session Management information is related to the access type of the targeted PDU session; LCS related N1 (LPP) and/or N2 (NRPPa) information is related to 3GPP access in Rel-15.

#### 2xx Response Cases:

##### Case A: When UE is CM-IDLE in 3GPP access and the associated access type is 3GPP access:

- a) Same as step 2a of Figure 5.2.2.3.1.1-1, the AMF should respond with the status code "200 OK", if "skipInd" attribute is set to "true" in the request body, with a response body that carries the cause "N1\_MSG\_NOT\_TRANSFERRED".
- b) Same as step 2a of Figure 5.2.2.3.1.1-1, the AMF shall respond with the status code "202 Accepted", if the asynchronous type communication is invoked and hence the UE is not paged, update the UE context and store N1 and/or N2 information and initiate communication with the UE and/or 5G-AN when the UE becomes reachable. In this case the AMF shall provide the URI of the resource in the AMF in the "Location" header of the response, which holds the status of the N1/N2 message transfer and a pointer to the stored N1/N2 message. The AMF shall also provide a response body containing the cause, "WAITING\_FOR\_ASYNCHRONOUS\_TRANSFER" that represents the current status of the N1/N2 message transfer;
- c) Same as step 2a of Figure 5.2.2.3.1.1-1, the AMF shall respond with the status code "202 Accepted", if paging is issued when the UE is in CM-IDLE and reachable for 3GPP access, with a response body that carries a cause "ATTEMPTING\_TO\_REACH\_UE" as specified in subclause 4.2.3.3 and 5.2.2.2.7 of 3GPP TS 23.502 [3].

- d) Same as step 2b of Figure 5.2.2.3.1.1-1, the AMF shall respond with the status code "409 Conflict" with a response body that carries a cause "UE\_IN\_CM\_IDLE\_STATE", if the NF service consumer (e.g. SMF) requests to send only N2 information for the associated access type and there is no N2 association context for the UE at the AMF.

**Case B: When UE is CM-IDLE in Non-3GPP access but CM-CONNECTED in 3GPP access and the associated access type is Non-3GPP access:**

- a) Same as step 2a of Figure 5.2.2.3.1.1-1, the AMF shall respond with the status code "200 OK" with cause "N1\_N2\_TRANSFER\_INITIATED" and initiate N1 NAS SM message transfer via 3GPP access, if the NF service consumer (i.e. SMF) requests to send only N1 NAS SM message without any associated N2 SM information, and the current access type related to the PDU session is non-3GPP access and the UE is CM-CONNECTED in 3GPP access.
- b) Same as step 2a of Figure 5.2.2.3.1.1-1, the AMF shall respond with the status code "202 Accepted", if NAS Notification procedure is issued when the UE is in CM-CONNECTED in 3GPP access, with a response body that carries a cause "ATTEMPTING\_TO\_REACH\_UE" as specified in step 4c of subclause 4.2.3.3 and 5.2.2.2.7 of 3GPP TS 23.502 [3].
- c) Same as step 2b of Figure 5.2.2.3.1.1-1, the AMF shall respond with the status code "409 Conflict" with a response body that carries a cause "UE\_IN\_CM\_IDLE\_STATE", if the NF service consumer (e.g. SMF) requests to send N2 information with or without N1 message for the associated access type (i.e. Non-3GPP access).

**Case C: When UE is CM-IDLE in both Non-3GPP access and 3GPP access and the associated access type is Non-3GPP access:**

- a) All the bullets except bullet d) specified in Case A are applicable.
- b) Bullet c) specified in Case B is applicable.

The NF Service Consumer shall not send any further signalling for the UE if it receives a POST response body with a cause "ATTEMPTING\_TO\_REACH\_UE" unless it has higher priority signalling. In such a case the response shall include the "Location" header containing the URI of the resource created in the AMF, which holds the status of the N1/N2 message transfer, e.g. ".../n1-n2-messages/{n1N2MessageId}". The AMF shall:

- store the N1 and/or N2 information related to 3GPP access and, when the UE responds with a Service Request, shall initiate communication with the UE and/or 5G-AN using the stored N1 and/or N2 information;
- store the N1 NAS SM information related to non-3GPP access if no N2 information was received and the AMF initiated paging or NAS notification procedure towards the UE. Later when the UE responds with a Service Request, the AMF shall initiate communication with the UE using the stored N1 information via 3GPP access;
- inform the SMF which invoked the service operation, that the access type of the PDU Session can be changed from non-3GPP access to 3GPP access as specified in subclause 5.2.2.3.2.1 of 3GPP TS 29.502 [16], when the UE responds with a "List Of Allowed PDU Sessions" and the indicated non-3GPP PDU session of the N2 (and N1 if received) information is included in the list; or
- notify the NF which invoked the service operation, as specified in subclause 5.2.2.3.2, if the Notification URI is provided, when the AMF determines that the paging or NAS Notification has failed or when the UE responds with a "List Of Allowed PDU Sessions" and the indicated non-3GPP PDU session of the N2 (and N1 if received) information is not included in the list.

**4xx Response Cases:**

- Same as step 2b of Figure 5.2.2.3.1.1-1, the AMF shall respond with status code "409 Conflict" in the following cases:
  - if the UE is in 3GPP access and there is already an ongoing paging procedure with higher or same priority, the AMF shall set the application error as " HIGHER\_PRIORITY\_REQUEST\_ONGOING" in the "cause" attribute of the ProblemDetails structure of the POST response body. The AMF may provide a retry timer value to the NF Service Consumer in order for the NF Service Consumer to retry the request after the expiry of the timer. When the retry timer is provided, the NF Service Consumer shall not initiate the downlink messaging until the timer expires. The AMF may also provide the ARP value of the QoS flow that has triggered the currently ongoing highest priority paging, so that the NF Service Consumer (e.g. SMF) knows



that if any subsequent trigger initiating downlink messaging for a QoS flow with the same or lower priority happens.

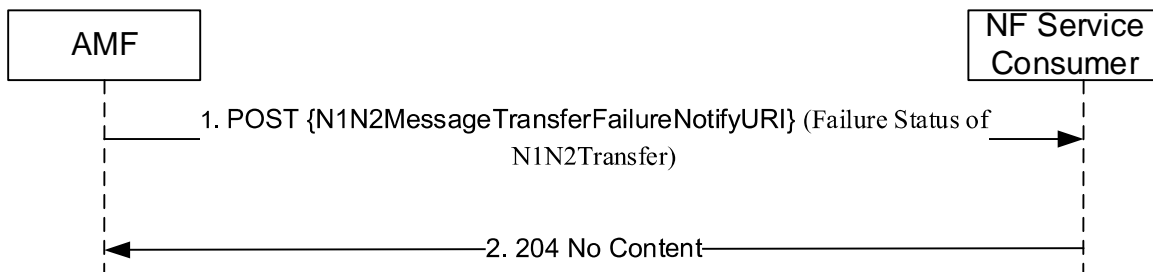
- if there is an ongoing registration procedure (see subclause 4.2.3.3 of 3GPP TS 23.502 [3]) the AMF shall set the application error as "TEMPORARY\_REJECT\_REGISTRATION\_ONGOING" in the "cause" attribute of the ProblemDetails structure in the POST response body;
- if this is a request to transfer a N2 PDU Session Resource Release Command to a 5G-AN and if the UE is in CM-IDLE state at the AMF for the Access Network Type associated to the PDU session (see subclause 5.3.2.1 of 3GPP TS 23.527 [x]), the AMF shall set the application error "UE\_IN\_CM\_IDLE\_STATE" in the "cause" attribute of the ProblemDetails structure in the POST response body.
- if there is an ongoing Xn or N2 handover procedure (see subclause 4.9.1.2.1 and 4.9.1.3.1 of 3GPP TS 23.502 [3]) the AMF shall set the application error as "TEMPORARY\_REJECT\_HANDOVER\_ONGOING" in the "cause" attribute of the ProblemDetails structure in the POST response body.
- Same as step 2b of Figure 5.2.2.3.1.1-1, the AMF shall respond with the status code "403 Forbidden", if the UE is in a Non-Allowed Area and the service request is not for regulatory prioritized service. The AMF shall set the application error as "UE\_IN\_NON\_ALLOWED\_AREA" in POST response body.

#### 5xx Response Cases:

- Same as step 2b of Figure 5.2.2.3.1.1-1, the AMF shall respond with the status code "504 Gateway Timeout", if the UE is currently unreachable (e.g., due to the UE in MICO mode or the UE is only registered over non-3GPP access and its state is CM-IDLE). The AMF shall set the application error as "UE\_NOT\_REACHABLE" in POST response body.

#### 5.2.2.3.2 N1N2Transfer Failure Notification

The AMF uses this notification to inform the NF service consumer that initiated an earlier `Namf_Communication_N1N2MessageTransfer`, that the AMF failed to deliver the N1 message to the UE as the UE failed to respond to paging. The HTTP POST method shall be used on the notification callback URI provided by the NF service consumer as specified in subclause 5.2.2.3.1.2.



**Figure 5.2.2.3.2-1 N1N2Transfer Failure Notification for UE related signalling**

1. When the AMF determines that the paging or NAS Notification has failed or the indicated non-3GPP PDU session is not allowed to move to 3GPP access, and if the NF service consumer had provided a notification URI (see subclause 5.2.2.3.1.2), the AMF shall send a POST request to the NF Service Consumer on that Notification URI. The AMF shall include the `N1N2MessageTransfer` request resource URI returned earlier (see subclause 5.2.2.3.1.2) in the POST request body. The AMF shall also include a N1/N2 message transfer cause information in the POST request body and set the value as specified in subclause 6.1.5.6.3.1.

The NF Service Consumer shall delete any stored representation of the `N1N2MessageTransfer` request resource URI upon receiving this notification.

2. The NF Service Consumer shall send a response with "204 No Content" status code.

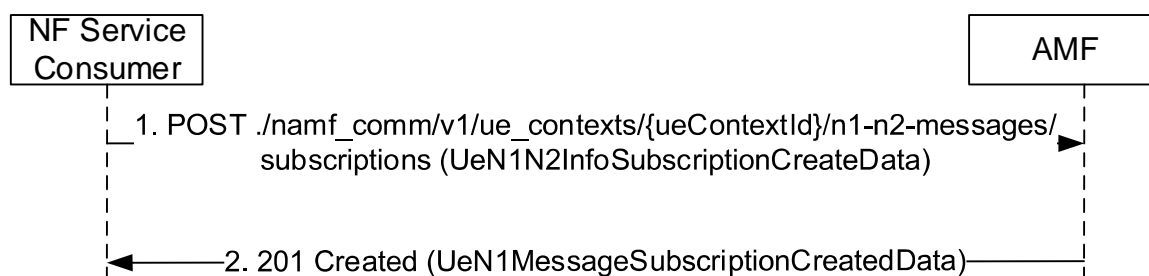
### 5.2.2.3.3 N1N2MessageSubscribe

#### 5.2.2.3.3.1 General

The N1N2MessageSubscribe service operation is used by a NF Service Consumer (e.g. LMF or PCF) to subscribe to the AMF for notifying N1 messages of a specific type (e.g. LPP) or N2 information of a specific type (e.g. NRPPa). For the N1 message class is UPDP, a PCF shall subscribe for the N1 message notification with the AMF, after the AM policy association establishment procedure between the AMF and the PCF (see subclause 4.16.1 of 3GPP TS 23.502 [3]).

**NOTE:** Step 0 of clause 4.2.4.3 of 3GPP TS 23.502 [3] specifies that the PCF can split the UPDP transfer towards UE into multiple units. one UE specific callback URI is registered with the AMF by the PCF for the AMF to notify all UPDP message responses from the UE to the same callback URI. As a result, an explicit subscription per UE policy association is defined in stage 3 for this purpose.

An NF Service Consumer (e.g. LMF or PCF) may subscribe to notifications of specific N1 message type (e.g. LPP or UPDP) or N2 information type (e.g. NRPPa). In this case the NF Service Consumer shall subscribe by using the HTTP POST method with the URI of the "N1N2 Subscriptions Collection for Individual UE Contexts" resource (See subclause 6.1.3.6.3.1). See also Figure 5.2.2.3.3.1-1.



**Figure 5.2.2.3.3.1-1 N1N2 Message Subscribe**

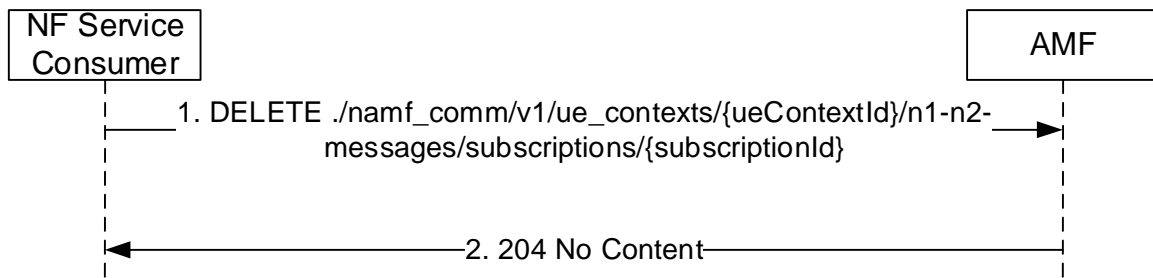
1. The NF Service Consumer shall send a POST request to create a subscription resource in the AMF for a UE specific N1/N2 message notification. The payload body of the POST request shall contain:
  - N1 and/or N2 Message Type, identifying the type of N1 and/or N2 message to be notified
  - A callback URI for the notification
2. If the request is accepted, the AMF shall include a HTTP Location header to provide the location of a newly created resource (subscription) together with the status code 201 indicating the requested resource is created in the response message.

### 5.2.2.3.4 N1N2MessageUnSubscribe

#### 5.2.2.3.4.1 General

The N1N2MessageUnSubscribe service operation is used by a NF Service Consumer (e.g. LMF or PCF) to unsubscribe to the AMF to stop notifying N1 messages of a specific type (e.g. LPP or UPDP).

The NF Service Consumer shall use the HTTP method DELETE with the URI of the "N1N2 Individual Subscription" resource (See subclause 6.1.3.7.3.1), to request the deletion of the subscription for the N1 / N2 message towards the AMF. See also Figure 5.2.2.3.4.1-1.



**Figure 5.2.2.3.4.1-1 N1N2 Message UnSubscribe**

1. The NF Service Consumer shall send a DELETE request to delete an existing subscription resource in the AMF.
2. If the request is accepted, the AMF shall reply with the status code 204 indicating the resource identified by subscription ID is successfully deleted, in the response message.

**5.2.2.3.5 N1MessageNotify**

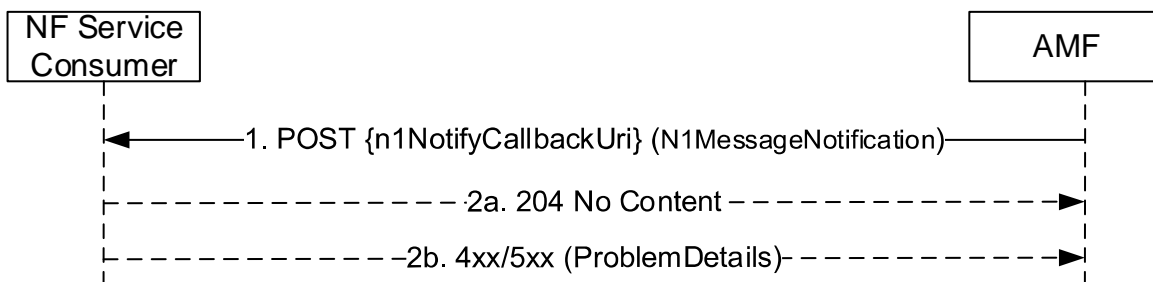
**5.2.2.3.5.1 General**

The N1MessageNotify service operation is used by an AMF notifying the N1 message received from the UE to a destination CN NF, and it is used in the following procedures:

- Registration with AMF re-allocation (see subclause 4.2.2.2.3 of 3GPP TS 23.502 [3])
- UE assisted and UE based positioning procedure (see subclause 4.13.5.4 of 3GPP TS 23.502 [3])
- UE configuration update procedure for transparent UE policy delivery (See subclause 4.2.4.3 in 3GPP TS 23.502 [3])

NOTE: Though in 3GPP TS 23.502 [3] the procedure is called "UE configuration update procedure for transparent UE policy delivery", as per 3GPP TS 24.501 [11] subclause 5.4.5.2.1, the UE initiated NAS transport procedure is used.

The AMF shall use HTTP POST method to the N1 Notification URI provided by the NF Service Consumer via N1N2MessageSubscribe service operation (See subclause 5.2.2.3.3). See also figure 5.2.2.3.5.1-1.



**Figure 5.2.2.3.5.1-1 N1 Message Notify**

1. The AMF shall send a HTTP POST request to the N1 Notification URI, and the payload body of the POST request shall contain an N1MessageNotification data structure with the subscribed N1 message.
- 2a. On success, "204 No Content" shall be returned and the payload body of the POST response shall be empty.
- 2b. On failure, one of the HTTP status code listed in Table 6.1.5.6.4.1-2 shall be returned. The message body shall contain a ProblemDetails object with "cause" set to one of the corresponding application errors listed in Table 6.1.5.6.4.1-2.

#### 5.2.2.3.5.2 Using N1MessageNotify in the Registration with AMF Re-allocation Procedure

In the Registration with AMF re-allocation procedure, the N1MessageNotify service operation is invoked by a NF Service Producer, i.e. an Initial AMF, towards a NF Service Consumer, e.g. the target AMF, which is selected to serve the UE, by the initial AMF.

The requirements specified in subclause 5.2.2.3.5.1 shall apply with the following modifications:

1. The initial AMF discovers the N1 Notification URI of the NF Service Consumer (e.g. the target AMF) from the NRF (See subclause 6.1.6.2.4 of 3GPP TS 29.510 [29]).

NOTE: The alternate AMF is expected to have registered a callback URI with the NRF.

2. Same as step 1 of Figure 5.2.2.3.5.1-1, the request payload shall include the following information in the HTTP POST Request message body:
  - RAN NGAP ID and initial AMF name (the information enabling (R)AN to identify the N2 terminating point);
  - RAN identity, e.g. RAN Node Id, RAN N2 IPv4/v6 address;
  - Information from RAN, e.g. User Location, RRC Establishment Cause and UE Context Request;
  - the N1 message;
  - the UE's SUPI and MM Context;
  - the Allowed NSSAI together with the corresponding NSI IDs (if network slicing is used and the initial AMF has obtained).

#### 5.2.2.3.5.3 Using N1MessageNotify in the UE Assisted and UE Based Positioning Procedure

In the UE assisted and UE based positioning procedure, the N1MessageNotify service operation is invoked by the AMF, towards the LMF, to notify the N1 UE positioning messages received from the UE.

The requirements specified in subclause 5.2.2.3.5.1 shall apply with the following modifications:

1. If the corresponding N1 notification URI is not available, the AMF shall retrieve the NF profile of the NF Service Consumer (e.g. the LMF) from the NRF using the NF Instance Identifier received during corresponding N1N2MessageTransfer service operation (see subclause 5.2.2.3.1), and fetch N1 Notification URI from the default subscription registered with "N1\_MESSAGE" notification type and "LPP" message class (See subclause 6.1.6.2.4 of 3GPP TS 29.510 [29]).
2. Same as step 1 of Figure 5.2.2.3.5.1-1, the request payload shall include the following information:
  - the N1 Uplink Positioning Message;
  - LCS correlation identifier.

#### 5.2.2.3.5.4 Using N1MessageNotify in the UE Configuration Update for transparent UE Policy delivery

In the UE Configuration Update for transparent UE Policy delivery procedure, the N1MessageNotify service operation is invoked by the AMF, towards the PCF which subscribed to be notified with UPDP messages received from the UE.

The requirements specified in subclause 5.2.2.3.5.1 shall apply with the following modifications:

1. Same as step 1 of Figure 5.2.2.3.5.1-1. The request payload shall include the following information:
  - the UPDP message.

5.2.2.3.6 N2InfoNotify

5.2.2.3.6.1 General

The N2InfoNotify service operation is used during the following procedure:

- Inter NG-RAN node N2 based handover procedure (see 3GPP TS 23.502 [3], subclause 4.9.1.3.3)
- Network assisted positioning procedure (See subclause 4.13.5.5 in 3GPP TS 23.502 [3])

The N2InfoNotify service operation is invoked by AMF, to notify a NF Service Consumer that subscribed N2 information has been received from access network.

The AMF shall use HTTP POST method to the N2Info Notification URI provided by the NF Service Consumer via N1N2MessageSubscribe service operation (See subclause 5.2.2.3.3). See also figure 5.2.2.3.6.1-1.

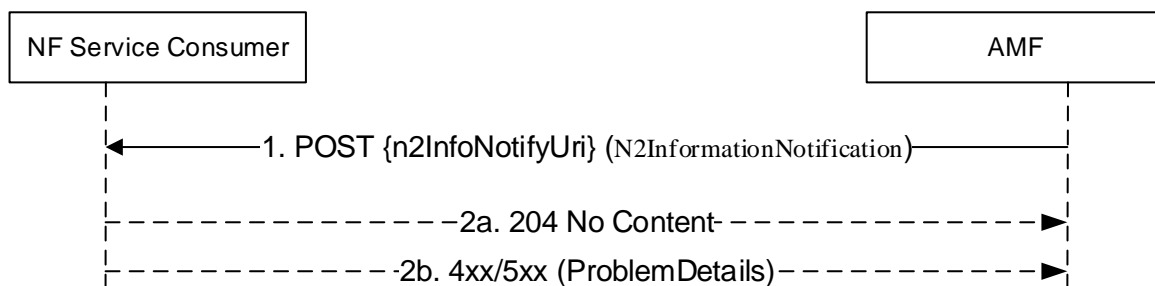


Figure 5.2.2.3.6.1-1 N2 Information Notify

1. The AMF shall send a HTTP POST request to the n2InfoNotifyUri, and the payload body of the POST request shall contain a N2InformationNotification data structure, containing the N2 information that was subscribed by the NF Service Consumer.
- 2a. On success, "204 No Content" shall be returned and the payload body of the POST response shall be empty.
- 2b. On failure, one of the HTTP status code listed in Table 6.1.5.5.3.1-2 shall be returned. The message body shall contain a ProblemDetails object with "cause" set to one of the corresponding application errors listed in Table 6.1.5.5.3.1-2.

5.2.2.3.6.2 Using N2InfoNotify during Inter NG-RAN node N2 based handover procedure

The N2InfoNotify service operation is invoked by a NF Service Producer, e.g. the target AMF, towards the NF Service Consumer, i.e. the source AMF, to notify that the handover procedure has been successful in the target side, for a given UE.

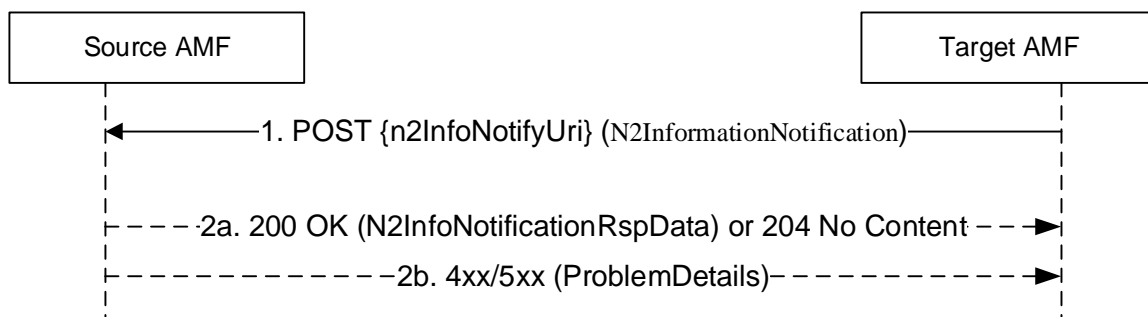


Figure 5.2.2.3.6.2-1 N2 Information Notify during N2 Handover execution

The requirements specified in subclause 5.2.2.3.6.1 shall apply with the following modifications:

0. During an inter AMF handover procedure, the source AMF, acting as a NF Service Consumer, when invoking the CreateUEContext service operation (see subclause 5.2.2.3), shall include a N2Info Notification URI to the target AMF in the HTTP request message.
1. Same as step 1 of Figure 5.2.2.3.6.1-1, the request payload shall contain the following information:
  - notification payload (see subclause 6.1.5.5) without the "n2InfoContainer" attribute;
  - the "notifyReason" attribute set to "HANDOVER\_COMPLETED".

If any network slice(s) become no longer available and there are PDU Session(s) associated with them, the target AMF shall include these PDU session(s) in the toReleaseSessionList attribute in the payload. The n2NotifySubscriptionId included in the notification payload shall be the UE context Id.

2. Same as Step 2a of Figure 5.2.2.3.6.1-1, with the following additions/modifications:
  - the source AMF shall release the PDU Session(s) listed in the toReleaseSessionList attribute in the payload and remove the individual ueContext resource. The source AMF may choose to start a timer to supervise the release of the UE context resource and may keep the individual ueContext resource until the timer expires;
  - if Secondary RAT usage data have been received from the source NG-RAN and buffered at the source AMF as specified in step 2a0 of subclause 4.9.1.3.3 of 3GPP TS 23.502 [3], the source AMF shall send a 200 OK response with the Secondary RAT usage data included in the response payload.

**NOTE:** This notification is due to an implicit subscription and hence no explicit subscription Id is created. UE context Id is included as the notification subscription Id for the NF Service Consumer (e.g. Source AMF) to co-relate the notification to an earlier initiated UE context creation during a handover procedure.

#### 5.2.2.3.6.3 Using N2InfoNotify during Location Services procedures

The N2InfoNotify service operation is invoked by a NF Service Producer, i.e. the AMF, towards the NF Service Consumer, e.g. the LMF, to notify the positioning parameters received from the 5G-AN in the NRPPa message.

The requirements specified in subclause 5.2.2.3.6.1 shall apply with the following modifications:

1. If the corresponding N2 notification URI is not available, the AMF shall retrieve the NF profile of the NF Service Consumer (e.g. the LMF) from the NRF using the NF Instance Identifier received during corresponding N1N2MessageTransfer service operation (see subclause 5.2.2.3.1), and fetch N2 Notification URI from the default subscription registered with "N2\_INFORMATION" notification type and "NRPPa" information class (See subclause 6.1.6.2.4 of 3GPP TS 29.510 [29]).
2. Same as step 1 of Figure 5.2.2.3.6.1-1, the request payload shall contain N2 information of type NRPPa and LCS correlation identifier.

### 5.2.2.4 Non-UE N2 Message Operations

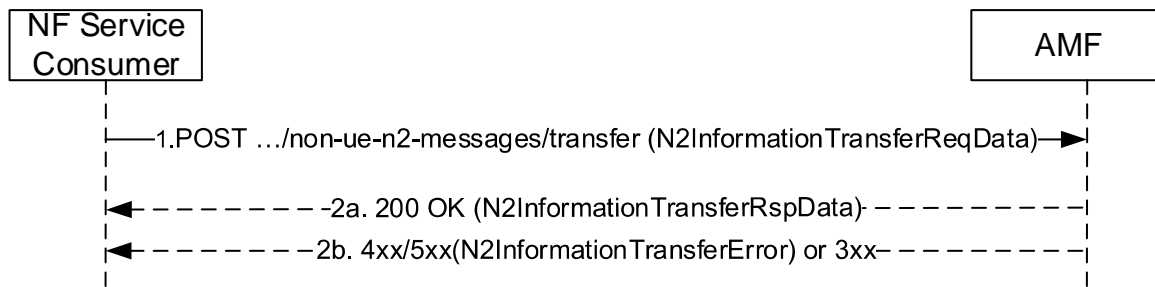
#### 5.2.2.4.1 NonUeN2MessageTransfer

##### 5.2.2.4.1.1 General

The NonUeN2MessageTransfer service operation is used by a NF Service Consumer to transfer N2 information to the 5G-AN through the AMF in the following procedures:

- Obtaining non-UE associated network assistance data (See subclause 4.13.5.6 in 3GPP TS 23.502 [3]);
- Warning Request Transfer procedures (See subclause 9A in 3GPP TS 23.041 [20]);
- Configuration Transfer procedure (see subclause 5.26 of 3GPP TS 23.501 [2]).

The NF Service Consumer shall invoke the service operation by sending POST to the URI of the "transfer" customer operation on the "Non UE N2Messages Collection" resource (See subclause 6.1.3.8.4.2) on the AMF. See also figure 5.2.2.4.1.1-1.



**Figure 5.2.2.4.1.1-1 Non-UE N2 Message Transfer**

1. The NF Service Consumer shall invoke the custom operation for non UE associated N2 message transfer by sending a HTTP POST request, and the request body shall carry the N2 information to be transferred.
- 2a. On success, AMF shall respond a "200 OK" status code with N2InformationTransferRspData data structure.
- 2b. On failure, one of the HTTP status code listed in Table 6.1.3.8.4.2.2 shall be returned with the message body containing a N2InformationTransferError structure, including a ProblemDetails attribute with the "cause" attribute set to one of the application errors listed in Table 6.1.3.8.4.2.2-2.

#### 5.2.2.4.1.2 Obtaining Non UE Associated Network Assistance Data Procedure

The NonUeN2MessageTransfer service operation shall be invoked by a NF Service Consumer, e.g. LMF to transfer non UE associated N2 information of N2 information class NRPPa to NG-RAN for obtaining the network assistance data.

The requirements specified in subclause 5.2.2.4.1.1 shall apply with the following modifications:

1. Same as step 1 of Figure 5.2.2.4.1.1-1, the POST request body shall carry the N2 information to be transferred together with the NG RAN node identifier(s) to which the transfer needs to be initiated. The POST request body shall also include the NF Instance Identifier of the NF Service Consumer (e.g. LMF) in "nfId" attribute.

#### 5.2.2.4.1.3 Warning Request Transfer Procedure

The NonUeN2MessageTransfer service operation shall be invoked by the NF Service Consumer, e.g. CBCF/PWS-IWF, to send non-UE specific messages of N2 information class PWS to the NG-RAN.

The requirements specified in subclause 5.2.2.4.1.1 shall apply with the following modifications:

1. Same as step 1 of Figure 5.2.2.4.1.1-1, the request body shall include the N2 Message Container, the *ratSelector* IE and optionally the *taiList* IE, *globalRanNodeList* IE, *omcId* IE, or *sendRanResponse* IE.

The AMF shall forward the N2 Message Container to ng-eNBs or to gNBs, subject to the value of the *ratSelector* IE, that serve Tracking Areas as listed in the *taiList* IE if present, restricted to the ng-eNBs or gNBs indicated in the *globalRanNodeList* IE if present. If the *taiList* IE and the *globalRanNodeList* IE are not present, the AMF shall forward the N2 Message Container to all attached ng-eNBs or all attached gNBs, subject to the value of the *ratSelector* IE.

- 2a. Same as step 2a of Figure 5.2.2.4.1.1-1, and the POST response body shall contain the mandatory elements from the Write-Replace-Warning Confirm response (see subclause 9.2.17 in TS 23.041 [20]) or the mandatory elements and optionally the *unknown TAI List* IE from the Stop-Warning Confirm response (see subclause 9.2.19 in TS 23.041 [20]).
- 2b. Same as step 2b of Figure 5.2.2.4.1.1-1, and the POST response body shall contain following additional information:
  - PWS specific information, if any, e.g. PWS Cause information.

#### 5.2.2.4.1.4 Configuration Transfer Procedure

The NonUeN2MessageTransfer service operation shall be invoked by the NF Service Consumer (i.e. source AMF) towards the NF Service Producer (i.e. target AMF) to transfer the RAN configuration information received from the source NG-RAN towards the target NG-RAN.

The requirements specified in subclause 5.2.2.4.1.1 shall apply with the following modifications:

1. Same as step 1 of Figure 5.2.2.4.1.1-1. The POST request body shall contain the SON Configuration Transfer IE received from the source NG-RAN, the NG RAN node identifier of the destination of this configuration information, and the N2 information class "RAN".

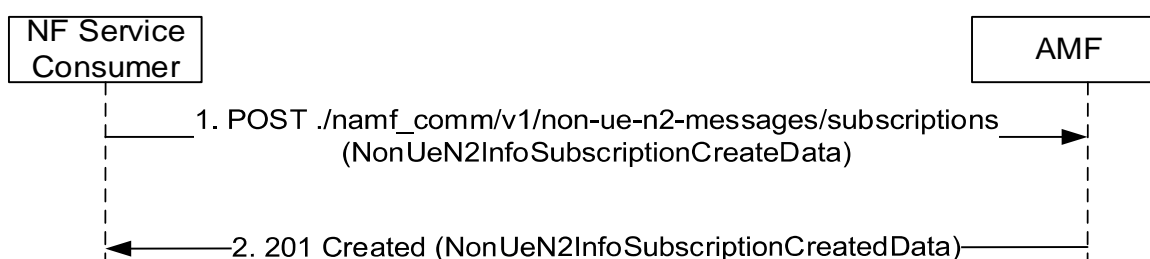
The target AMF shall forward the SON Configuration Transfer IE in a NGAP Downlink RAN Configuration Transfer message to the target NG-RAN.

## 5.2.2.4.2 NonUeN2InfoSubscribe

### 5.2.2.4.2.1 General

The NonUeN2InfoSubscribe service operation is used by a NF Service Consumer (e.g. LMF, CBCF or PWS-IWF) to subscribe to the AMF for notifying non UE specific N2 information of a specific type (e.g. NRPPa or PWS Indications).

An NF Service Consumer (e.g. LMF, CBCF or PWS-IWF) may subscribe to notifications of specific N2 information type (e.g. NRPPa or PWS Indications) that are not associated with any UE. In this case, the NF Service Consumer shall subscribe by using the HTTP POST method with the URI of the "Non UE N2Messages Subscriptions Collection" resource (See subclause 6.1.3.9.3.1). See also Figure 5.2.2.4.2.1-1.



**Figure 5.2.2.4.2.1-1 N2 Information Subscription for Non UE Information**

1. The NF Service Consumer shall send a POST request to create a subscription resource in the AMF for a non UE specific N2 information notification. The payload body of the POST request shall contain:
  - N2 Information Type, identifying the type of N2 information to be notified
  - A callback URI for the notification
2. If the request is accepted, the AMF shall include a HTTP Location header to provide the location of a newly created resource (subscription) together with the status code 201 indicating the requested resource is created in the response message.

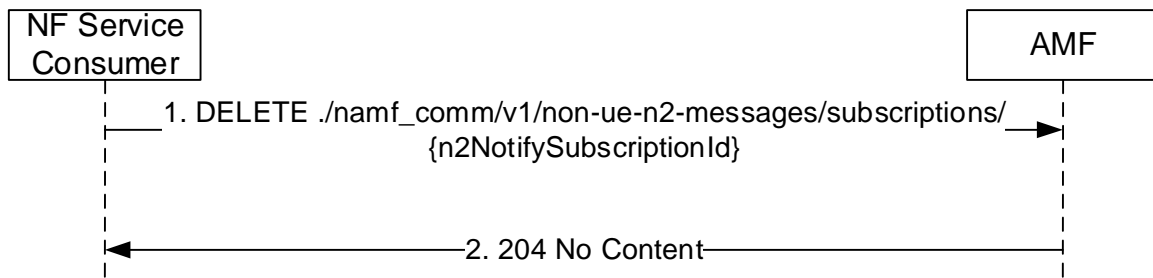
## 5.2.2.4.3 NonUeN2InfoUnSubscribe

### 5.2.2.4.3.1 General

The NonUeN2InfoUnSubscribe service operation is used by a NF Service Consumer (e.g. LMF) to unsubscribe to the AMF to stop notifying N2 information of a specific type (e.g. NRPPa).

The NF Service Consumer shall use the HTTP method DELETE with the URI of the "Non UE N2 Message Notification Individual Subscription" resource (See subclause 6.1.3.10.3.1), to request the deletion of the subscription for non UE specific N2 information notification, towards the AMF. See also Figure 5.2.2.4.3.1-1.





**Figure 5.2.2.4.3.1-1 NonUeN2InfoUnSubscribe for Non UE Specific Information**

1. The NF Service Consumer shall send a DELETE request to delete an existing subscription resource in the AMF.
2. If the request is accepted, the AMF shall reply with the status code 204 indicating the resource identified by subscription ID is successfully deleted, in the response message.

**5.2.2.4.4 NonUeN2InfoNotify**

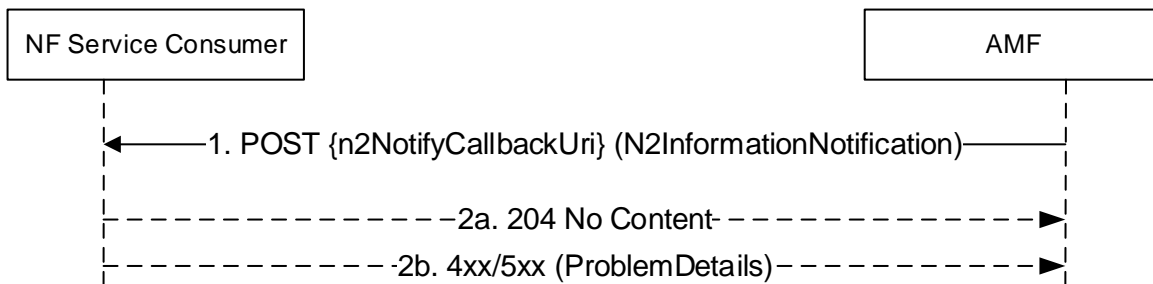
**5.2.2.4.4.1 General**

The NonUeN2InfoNotify service operation is used during the following procedures:

- Obtaining non-UE associated network assistance data (See subclause 4.13.5.6 in 3GPP TS 23.502 [3])
- Receiving PWS related events from the NG-RAN

The NonUeN2InfoNotify service operation is invoked by the AMF to notify a NF Service Consumer that subscribed Non-UE N2 information has been received from the 5G-AN.

The AMF shall use HTTP POST method to the N2Info Notification URI provided by the NF Service Consumer via NonUeN2InfoSubscribe service operation (See subclause 5.2.2.4.2). See also Figure 5.2.2.4.4.1-1.



**Figure 5.2.2.4.4.1-1 Non-UE N2 Information Notify**

1. The AMF shall send a HTTP POST request to the N2Info Notification URI, and the payload body of the POST request shall contain a N2INformationNotification data structure, with the N2 information that was subscribed by the NF Service Consumer.
- 2a. On success, "204 No Content" shall be returned and the payload body of the POST response shall be empty.
- 2b. On failure, one of the HTTP status code listed in Table 6.1.5.3.3.1-2 shall be returned. The message body shall contain a ProblemDetails object with "cause" set to one of the corresponding application errors listed in Table 6.1.5.3.3.1-2.

**5.2.2.4.4.2 Using NonUeN2InfoNotify during Location Services procedures**

The NonUeN2InfoNotify service operation is invoked by a NF Service Producer, i.e. the AMF, towards the NF Service Consumer, e.g. the LMF, to notify the assistance data received from the 5G-AN.

The requirements specified in subclause 5.2.2.4.4.1 shall apply with the following modifications:

1. If the corresponding N2 notification URI is not available, the AMF shall retrieve the NF profile of the NF Service Consumer (e.g. the LMF) from the NRF using the NF Instance Identifier received during "Obtaining Non UE Associated Network Assistance Data Procedure" (see subclause 5.2.2.4.1.2), and fetch N2 Notification

URI from the default subscription registered with "N2\_INFORMATION" notification type and "NRPPa" information class (See subclause 6.1.6.2.4 of 3GPP TS 29.510 [29]).

2. Same as step 1 of Figure 5.2.2.4.4.1-1, the payload shall contain network assistance data.

5.2.2.4.4.3 Use of NonUeN2InfoNotify for PWS related events

The NonUeN2InfoNotify service operation shall be used during the following PWS related events:

- 1) The AMF has received a Write-Replace-Warning-Confirm response or a PWS-Cancel-Confirm response from the NG-RAN over N2.

Upon receiving the N2 Message Content the RAN Nodes return a response which may include the *Broadcast Completed Area List* IE or the *Broadcast Cancelled Area List* IE, depending on the *Message Type* IE. The AMF may aggregate the lists it receives from the RAN Nodes for the same request.

If the *Send-Write-Replace-Warning Indication* IE was present in the Write-Replace-Warning Request message, then the AMF may forward the *Broadcast Completed Area List* IE(s) to the NF Service Consumer.

If the *Send-Stop-Warning Indication* IE was present in the Stop-Warning-Request message, then the AMF may forward the *Broadcast Cancelled Area List* IE(s) to the NF Service Consumer. If the NG-RAN node has responded without including the *Broadcast Cancelled Area List* IE then the AMF shall populate the *Broadcast Empty Area List* IE with the NG-RAN node ID and send the (aggregated) Broadcast Empty Area List to the NF Service Consumer.

- 2) The AMF has received a Restart Indication or a Failure Indication from a NG-RAN Node. The AMF shall forward the Restart Indication or Failure Indication to the NF Service Consumer.

The requirements specified in subclause 5.2.2.4.4.1 shall apply with the following modifications:

1. Same as step 1 of Figure 5.2.2.4.4.1-1, the request body shall include the PWS related N2 information.

5.2.2.5 AMF Status Change Operations

5.2.2.5.1 AMFStatusChangeSubscribe

5.2.2.5.1.1 General

This service operation is used by a NF Service Consumer to subscribe the status change of the AMF.

The AMFStatusChangeSubscribe service operation is used during the following procedure:

- AMF planned removal procedure (see 3GPP TS 23.501 [2], subclause 5.21.2.2)

5.2.2.5.1.2 Creation of a subscription

This service operation creates a subscription so a NF Service Consumer can request to be notified when the status of the AMF is changed.

It is executed by creating a new individual resource under the collection resource "subscriptions". The operation shall be invoked by issuing a POST request on the URI of the "subscriptions collection" resource (See subclause 6.1.3.6.3.1).

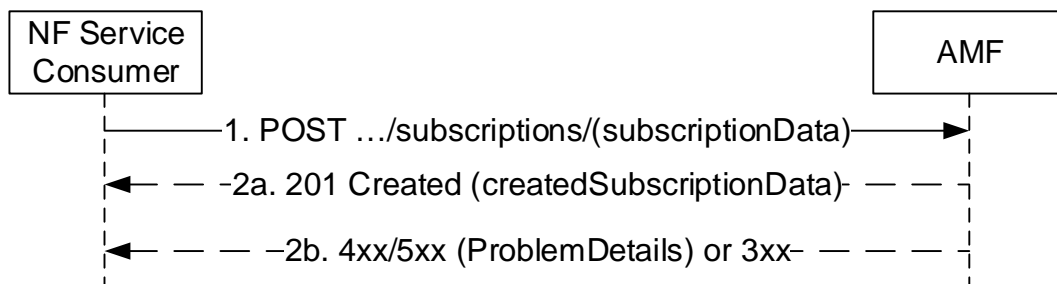


Figure 5.2.2.5.1.1-1 NF Service Consumer Subscription to Notifications

1. The NF Service Consumer shall send a POST request to the resource URI representing the "subscriptions" collection resource. The request body shall include the data indicating the GUAMI(s) supported by the AMF that the NF Service Consumer is interested in receiving the related status change notification. The request body also

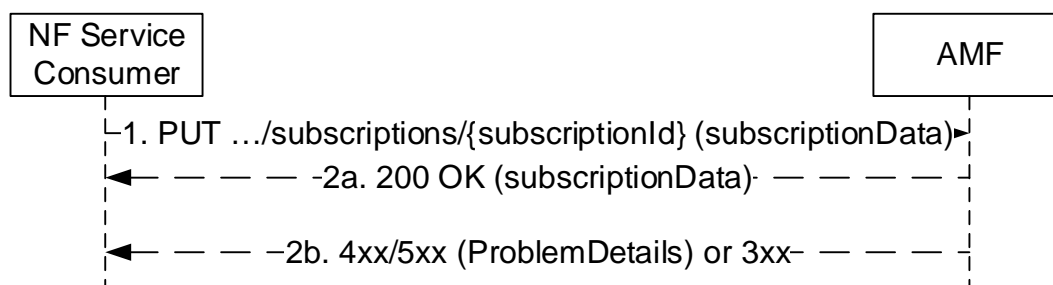
contains a callback URI, where the NF Service Consumer shall be prepared to receive the actual notification from the AMF (see AMFStatusChangeNotify operation in subclause 5.2.2.5.3).

- 2a. On success, the AMF shall include a HTTP Location header to provide the location of a newly created resource (subscription) together with the status code 201 indicating the requested resource is created in the response message.
- 2b. On failure or redirection, one of the HTTP status code listed in Table 6.1.3.6.3.1-3 shall be returned. For a 4xx/5xx response, the message body containing a ProblemDetails structure with the "cause" attribute set to one of the application error listed in Table 6.1.3.6.3.1-3.

#### 5.2.2.5.1.3 Modification of a subscription

This service operation updates the subscription data of an NF Service Consumer previously subscribed in the AMF by providing the updated subscription data to the AMF. The update operation shall apply to the whole subscription data (complete replacement of the existing subscription data by a new subscription data).

The NF Service Consumer shall issue an HTTP PUT request, towards the URI of the "individual subscription" resource (See subclause 6.1.3.7.3.2), as shown in Figure 5.2.2.5.1.3-1:



**Figure 5.2.2.5.1.3-1 Subscription Data Complete Replacement**

1. The NF Service Consumer shall send a PUT request to the resource URI representing the individual subscription. The request body shall include a representation of subscription data to replace the previous subscription data in the AMF.
- 2a. On success, "200 OK" shall be returned, the payload body of the PUT response shall contain the representation of the replaced resource.
- 2b. On failure or redirection, one of the HTTP status code listed in Table 6.1.3.7.3.2-3 shall be returned. For a 4xx/5xx response, the message body shall contain a ProblemDetails structure with the "cause" attribute set to one of the application error listed in Table 6.1.3.7.3.2-3.

#### 5.2.2.5.2 AMFStatusChangeUnSubscribe

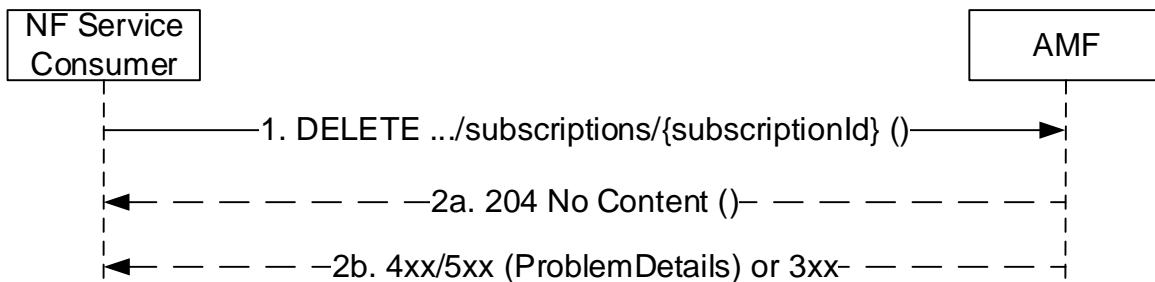
##### 5.2.2.5.2.1 General

This service operation removes an existing subscription to notifications.

The AMFStatusChangeUnSubscribe service operation is used during the following procedure:

- AMF planned removal procedure (see 3GPP TS 23.501 [2], subclause 5.21.2.2)

It is executed by deleting a given resource identified by a "subscriptionId". The operation is invoked by issuing a DELETE request on the URI of the specific "individual subscription" resource (See subclause 6.1.3.7.3.1).



**Figure 5.2.2.5.2.1-1: NF Service Consumer Unsubscription to Notifications**

1. The NF Service Consumer shall send a DELETE request to the resource URI representing the individual subscription. The request body shall be empty.
- 2a. On success, "204 No Content" shall be returned. The response body shall be empty.
- 2b. On failure or redirection, one of the HTTP status code listed in Table 6.1.3.7.3.1-3 shall be returned. For a 4xx/5xx response, the message body shall contain a ProblemDetails structure with the "cause" attribute set to one of the application error listed in Table 6.1.3.7.3.1-3.

**5.2.2.5.3 AMFStatusChangeNotify**

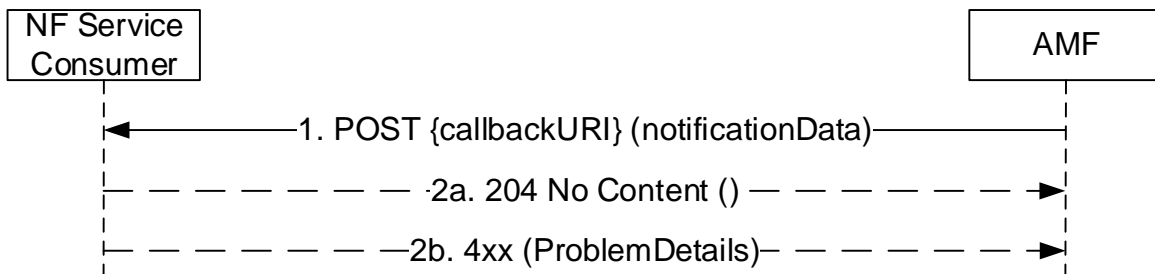
**5.2.2.5.3.1 General**

This service operation notifies each NF Service Consumer that was previously subscribed to receiving notifications of the status change of the AMF (e.g. AMF unavailable). The notification is sent to a callback URI that each NF Service Consumer provided during the subscription (see AMFStatusChangeSubscribe operation in 5.2.2.5.1).

The AMFStatusChangeNotify service operation is used during the following procedure:

- AMF planned removal procedure (see 3GPP TS 23.501 [2], subclause 5.21.2.2)

The operation is invoked by issuing a POST request to each callback URI of the different NF Service Consumer.



**Figure 5.2.2.5.3.1-1: AMF Notifications**

1. The AMF shall send a POST request to the callback URI. The request body shall include the GUAMI(s) and the related status change, GUAMI(s) is indicated by the NF Service Consumer during the subscription operation. For network deployment without UDSF case, the target AMF Name which is to serve the user of the indicated GUAMI(s) is also included.
- 2a. On success, "204 No content" shall be returned by the NF Service Consumer.
- 2b. On failure, one of the HTTP status code listed in Table 6.1.5.2.3.1-2 shall be returned. For a 4xx/5xx response, the message body shall contain a ProblemDetails structure with the "cause" attribute set to one of the application error listed in Table 6.1.5.2.3.1-2.

**5.2.2.6 EBIAssignment**

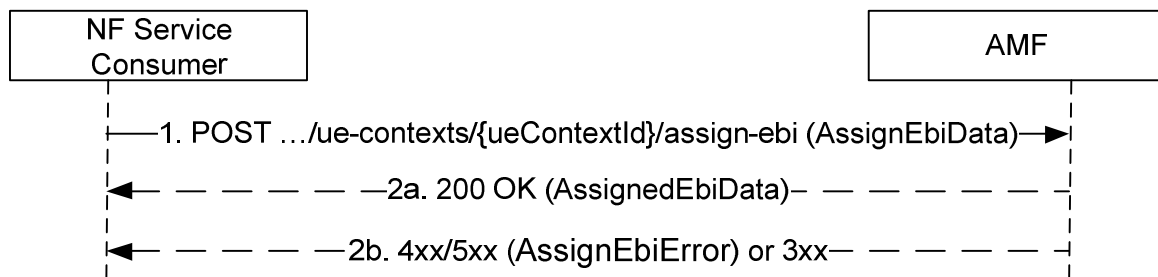
**5.2.2.6.1 General**

The EBIAssignment service operation is used during the following procedures (see 3GPP TS 23.502 [3], subclause 4.11.1.4):

- UE requested PDU Session Establishment including Request Types "Initial Request" and "Existing PDU Session" (Non-roaming and Roaming with Local Breakout (see 3GPP TS 23.502 [3], subclause 4.3.2.2.1).
- UE requested PDU Session Establishment including Request Types "Initial Request" and "Existing PDU Session" (Home-routed Roaming (see 3GPP TS 23.502 [3], subclause 4.3.2.2.2).
- UE or network requested PDU Session Modification (non-roaming and roaming with local breakout) (see 3GPP TS 23.502 [3], subclause 4.3.3.2).
- UE or network requested PDU Session Modification (home-routed roaming) (see 3GPP TS 23.502 [3], subclause 4.3.3.3).
- UE Triggered Service Request (see 3GPP TS 23.502 [3], subclause 4.2.3.2) to move PDU Session(s) from untrusted non-3GPP access to 3GPP access.
- Network requested PDU Session Modification, when the SMF needs to release the assigned EBI from a QoS flow (see 3GPP TS 23.502 [3], subclause 4.11.1.4.3).

The EBIAssignment service operation is invoked by a NF Service Consumer, e.g. a SMF, towards the NF Service Producer, i.e. the AMF, to request the AMF to allocate EPS bearer ID(s) towards EPS bearer(s) mapped from QoS flow(s) for an existing PDU Session for a given UE. EBI allocation shall apply only to PDU Session(s) via 3GPP access supporting EPS interworking with N26. EBI allocation shall not apply to PDU Session(s) via 3GPP access supporting EPS interworking without N26 or PDU Session(s) via non-3GPP access supporting EPS interworking.

The NF Service Consumer (e.g. the SMF) shall perform EBIAssignment service operation by invoking "assign-ebi" custom operation on the "individual ueContext" resource (See subclause 6.1.3.2.4.3). See also Figure 5.2.2.6.1-1.



**Figure 5.2.2.6.1-1 EBI Assignment**

1. The NF Service Consumer, e.g. the SMF, shall invoke "assign-ebi" custom method on individual ueContext resource, which is identified by the UE's SUPI or PEI in the AMF. The NF Service consumer shall provide PDU Session ID, ARP list and S-NSSAI as input for the service operation.
- 2a. On success, the AMF shall assign EBI for each ARP in received ARP list, if enough EBI(s) are available. If there is not enough EBI(s) available, the AMF may revoke already assigned EBI(s) based on the ARP(s) and the S-NSSAI of the PDU session for which the request was received, EBIs information in the UE context and local policies. The AMF may only assign a subset of the requested EPS Bearer ID(s), e.g. when other PDU Sessions with higher ARP have occupied other available EPS Bearer IDs. If AMF has successfully assigned all or part of the requested EBI(s), the AMF shall respond with the status code 200 OK, together with the assigned EBI to ARP mapping(s), the list of ARPs for which the AMF failed to allocate an EBI (if any) and the list of EBI(s) released for this PDU session due to revocation based on ARP(s) and the S-NSSAI (if any).

If the request contains "releasedEbiList", the AMF shall release the requested EBI(s). The AMF shall respond with the status code 200 OK and shall include the EBI(s) released in the "releasedEbiList" IE of the POST response body. The "releasedEbiList" in the request shall be handled before the EBI assignment in AMF.

If the same EBI(s) are both in the "releasedEbiList" and "assignedEbiList", the NF service consumer considers that EBI(s) have been released and reassigned.

- 2b. On failure or redirection, one of the HTTP status code listed in Table 6.1.3.2.4.3.2-2 shall be returned. For a 4xx/5xx response, the message body shall contain a N1N2MessageTransferError structure, including:

- a ProblemDetails structure with the "cause" attribute set to one of the application error listed in Table 6.1.3.2.4.3.2-2;
- a failureDetails which describes the detailed cause phrase why the request has failed.

## 5.3 Namf\_EventExposure Service

### 5.3.1 Service Description

The AMF may offer this service as a Service Producer to enable an NF to subscribe to event notifications on its own or on behalf of another NF and get notified about an event. The known Service Consumers are NEF, SMF, UDM. See also subclauses 4.15.1, 4.15.3.2, 4.15.4.2 and 5.2.2.3.1 of 3GPP TS 23.502 [3].

The following events are provided by Namf\_EventExposure Service:

Event: Location-Report

A NF subscribes to this event to receive the Last Known Location of a UE or a group of UEs, and Updated Location of the UE or any UE in the group when AMF becomes aware of a location change of the UE.

UE Type: One UE, Group of UEs

Report Type: One-Time Report (See NOTE 1), Continuous Report (See NOTE 2)

Input: UE-ID(s), Optionally Filters: TAI, Cell-ID, N3IWF, UE-IP, UDP-PORT

Notification: UE-ID, filtered updated location (TAI, Cell-ID for 3GPP access, most recent N3IWF node, UE local IP address and UDP source port number for non-3GPP access).

NOTE 1: Support of Continuous Report should be controlled by operator policy.

Event: Presence-In-AOI-Report

A NF subscribe to this event to receive the current present state of a UE in a specific Area of Interest (AOI), and notification when a specified UE enters or leaves the specified area. The area could be identified by a TA list, an area ID or specific interested area name like "LADN".

UE Type: One UE, Group of UEs

Report Type: One-Time Report, Continuously Report

Input: UE ID(s), Area identifier (a TA list, an area Id or "LADN").

Notification: UE-ID, Area identifier, Presence Status (IN/OUT/UNKNOWN)

Event: Time-Zone-Report

A NF subscribes to this event to receive the current time zone of a UE or a group of UEs, and updated time zone of the UE or any UE in the group when AMF becomes aware of a time zone change of the UE.

UE Type: One UE, Group of UEs

Report Type: One-Time Report, Continuous Report

Input: UE ID(s)

Notification: UE-ID, most recent time-zone

Event: Access-Type-Report

A NF subscribes to this event to receive the current access type(s) of a UE or a group of UEs, and updated access type(s) of the UE or any UE in the group when AMF becomes aware of the access type change of the UE.

UE Type: One UE, Group of UEs

Report Type: One-Time Report, Continuous Report

Input: UE ID(s)

Notification: UE ID, most recent access-types (3GPP, Non-3GPP)

Event: Registration-State-Report

A NF subscribes to this event to receive the current registration state of a UE or a group of UEs, and report for updated registration state of a UE or any UE in the group when AMF becomes aware of a registration state change of the UE.

UE Type: One UE, Group of UEs

Report Type: One-Time Report, Continuous Report

Input: UE ID(s)

Notification: UE ID, most recent registration state (REGISTERED/DEREGISTERED) with access type

Event: Connectivity-State-Report

A NF subscribes to this event to receive the current connectivity state of a UE or a group of UEs, and report for updated connectivity state of a UE or any UE in the group when AMF becomes aware of a connectivity state change of the UE.

UE Type: One UE, Group of UEs

Report Type: One-Time Report, Continuous Report

Input: UE ID(s)

Notification: UE ID, most recent connectivity state (IDLE/CONNECTED) with access type

Event: Reachability-Report

A NF subscribes to this event to receive the current reachability of a UE or a group of UEs, and report for updated reachability of a UE or any UE in the group when AMF becomes aware of a reachability change of the UE.

UE Type: One UE, Group of UEs

Report Type: One-Time Report, Continuous Report

Input: UE ID(s)

Notification: UE ID, AMF Id, most recent reachability state (REACHABLE/UNRACHABLE/REGULATORY-ONLY).

Event: Subscribed-Data-Report

A NF subscribes to this event to receive the current Subscribed Data for the UE(s) received from UDM, and notification when AMF received updated subscribed data for the UE(s) from UDM.

UE Type: One UE, Group of UEs

Report Type: One-Time Report, Continuous Report

Input: UE ID(s), filters (SARI/RFSP)

Notification: UE ID, most recent subscribed data according to the filter, Service Area Restriction Information/RFSP-Index.

Event: Communication-Failure-Report

A NF subscribes to this event to receive the Communication failure report of a UE or group of UEs or any UE.

UE Type: One UE, Group of UEs, any UE

Report Type: One-Time Report, Continuous Report

Input: UE ID(s), "ANY\_UE"

Notification: UE ID, RAN/NAS release code.

Event: UEs-In-Area-Report

A NF subscribes to this event to receive the number of UEs in a specific area. A NF may ask AMF for the UEs within the area based on Last Known Location or it may request AMF to actively look for the UEs within the area based on Current Location.

UE Type: any UE

Report Type: One-Time Report (See NOTE 3), Continuous Report (See NOTE 4)

Input: Area identified in a TA List

Notification: Number of UEs in the area

NOTE 2: For an Immediate Report, UE Last Known Location is used to count the UEs within the area.

NOTE 3: Support of Continuous Report should be controlled by operator.

## 5.3.2 Service Operations

### 5.3.2.1 Introduction

For the Namf\_EventExposure service the following service operations are defined:

- Subscribe;
- Unsubscribe;
- Notify.

### 5.3.2.2 Subscribe

#### 5.3.2.2.1 General

The Service Operation is used by a NF Service Consumer (e.g. NEF) to subscribe to an event(s) for one UE, group of UE(s) or any UE.

#### 5.3.2.2.2 Creation of a subscription

The Subscribe service operation is invoked by a NF Service Consumer, e.g. NEF, towards the AMF, when it needs to create a subscription to monitor at least one event relevant to the AMF. The NF Service Consumer may subscribe to multiple events in a subscription. A subscription may be associated with one UE, a group of UEs or any UE.

The NF Service Consumer shall request to create a new subscription by using HTTP method POST with URI of the subscriptions collection, see subclause 6.2.3.2.

The NF Service Consumer shall include the following information in the HTTP message body:

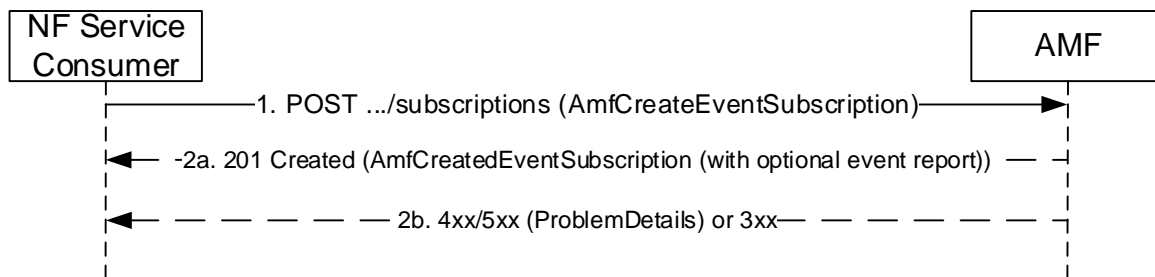
- NF ID, indicates the identity of the network function instance initiating the subscription;
- Subscription Target, indicates the target(s) to be monitored, as one of the following types:
  - A specific UE, identified with a SUPI, a PEI or a GPSI;
  - A group of UEs, identified with a group identity;
  - Any UE, identified by the "anyUE" flag.
- Notification URI, indicates the address to deliver the event notifications generated by the subscription;



- Notification Correlation ID, indicates the correlation identity to be carried in the event notifications generated by the subscription;
- List of events to be subscribed;
- Event Types per event, as specified in subclause 5.3.1.
- Reference Id per event, indicates the value of the Reference Id associated with the event to be monitored. If provided, the Reference Id shall be included in the reports triggered by the event.

The NF Service Consumer may include the following information in the HTTP message body:

- Immediate Report Flag per event, indicates an immediate report to be generated with current event status;
- Event Trigger, indicates how the events shall be reported (One-time Reporting or Continuously Reporting).
- Maximum Number of Reports, defines the maximum number of reports after which the event subscription ceases to exist;
- Expiry, defines maximum duration after which the event subscription ceases to exist;
- Event Filter per applicable event, defines further options on how the event shall be reported.



**Figure 5.3.2.2.2-1 Subscribe for Creation**

1. The NF Service Consumer shall send a POST request to create a subscription resource in the AMF. The payload body of the POST request shall contain a representation of the individual subscription resource to be created. The request may contain an expiry time, suggested by the NF Service Consumer as a hint, representing the time upto which the subscription is desired to be kept active and the time after which the subscribed event(s) shall stop generating report.
- 2a. On success, the request is accepted, the AMF shall include a HTTP Location header to provide the location of a newly created resource (subscription) together with the status code 201 indicating the requested resource is created in the response message. If the NF Service Consumer has included the immediateFlag with value as "true" in the event subscription, the AMF shall include the current status of the events subscribed, if available (e.g. last known location information is included if the subscribed event is LOCATION\_REPORT). If the NF Service Consumer has set the event reporting option as ONE\_TIME and if the AMF has included the current status of the events subscribed in the response, then the AMF shall not do any subsequent event notification for the events given in the AmfCreateEventSubscription parameter.

The response, based on operator policy and taking into account the expiry time included in the request, may contain the expiry time, as determined by the AMF, after which the subscription becomes invalid. Once the subscription expires, if the NF Service Consumer wants to keep receiving notifications, it shall create a new subscription in the AMF. The AMF shall not provide the same expiry time for many subscriptions in order to avoid all of them expiring and recreating the subscription at the same time. If the expiry time is not included in the response, the NF Service Consumer shall consider the subscription to be valid without an expiry time.

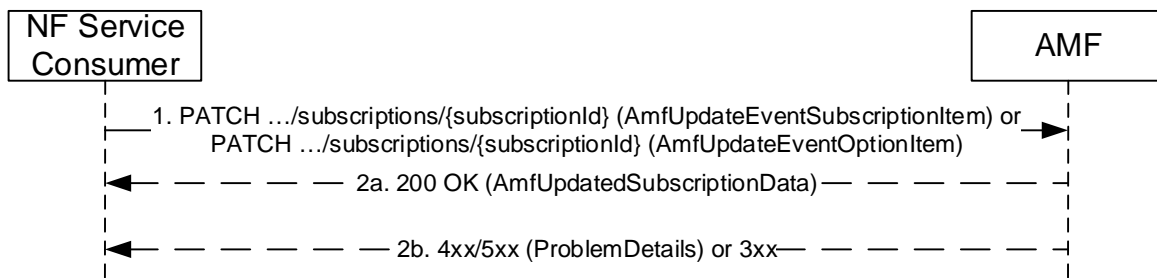
- 2b. On failure or redirection, one of the HTTP status code listed in Table 6.2.3.2.3.1-3 shall be returned. For a 4xx/5xx response, the message body shall contain a ProblemDetails structure with the "cause" attribute set to one of the application error listed in Table 6.2.3.2.3.1-3.

### 5.3.2.2.3 Modification of a subscription

The Subscribe service operation is invoked by a NF Service Consumer, e.g. NEF, towards the AMF, when it needs to modify an existing subscription previously created by itself at the AMF.

The NF Service Consumer shall modify the subscription by using HTTP method PATCH with the URI of the individual subscription resource (see subclause 6.2.3.3) to be modified.

See also Figure 5.3.2.2.3-1 below.



**Figure 5.3.2.2.3-1 Modification of a Subscription**

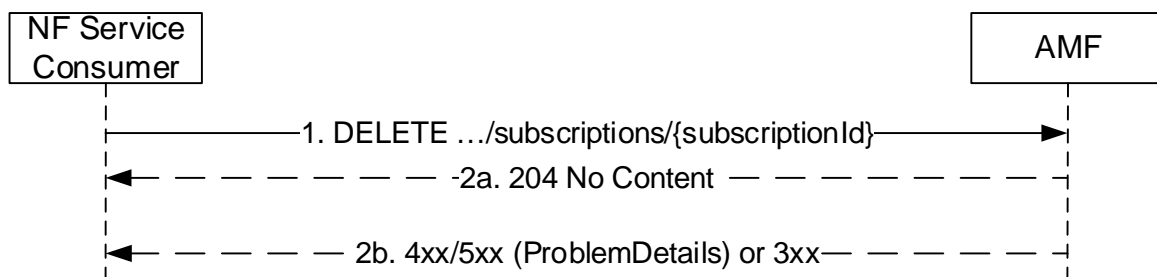
1. The NF Service Consumer shall send a PATCH request to modify a subscription resource in the AMF. The modification may be for the events subscribed or for updating the event options.
- 2a. On success, the request is accepted, the AMF shall return the representation of the modified subscription resource or its sub-resource together with the status code 200 OK. When the PATCH request is for modifying the expiry attribute of the options IE of the subscription, then the AMF based on operator policies and taking into account the expiry time included in the request, shall include an expiry time, after which the subscription becomes invalid. Once the subscription expires, if the NF Service Consumer wants to keep receiving notifications, it shall create a new subscription in the AMF, as specified in subclause 5.3.2.2.2. The AMF shall not provide the same expiry time for many subscriptions in order to avoid all of them expiring and recreating the subscription at the same time.
- 2b. On failure or redirection, one of the HTTP status code listed in Table 6.2.3.3.3.1-3 shall be returned. For a 4xx/5xx response, the message body shall contain a ProblemDetails structure with the "cause" attribute set to one of the application error listed in Table 6.2.3.3.3.1-3.

### 5.3.2.3 Unsubscribe

#### 5.3.2.3.1 General

The Unsubscribe service operation is invoked by a NF Service Consumer, e.g. NEF, towards the AMF, to remove an existing subscription previously created by itself at the AMF.

The NF Service Consumer shall unsubscribe to the subscription by using HTTP method DELETE with the URI of the individual subscription resource (see subclause 6.2.3.3) to be deleted.



**Figure 5.3.2.3.1-1 Unsubscribe a subscription**

1. The NF Service Consumer shall send a DELETE request to delete an existing subscription resource in the AMF.
- 2a. On success, the request is accepted, the AMF shall reply with the status code 204 indicating the resource identified by subscription ID is successfully deleted in the response message.

- 2b. On failure or redirection, one of the HTTP status code listed in Table 6.2.3.3.3.2-3 shall be returned. For a 4xx/5xx response, the message body shall contain a ProblemDetails structure with the "cause" attribute set to one of the application error listed in Table 6.2.3.3.3.2-3.

## 5.3.2.4 Notify

### 5.3.2.4.1 General

The Notify service operation is invoked by the AMF, to send a notification, towards the notification URI, when certain event included in the subscription has taken place.

The AMF shall use the HTTP method POST, using the notification URI received in the subscription creation as specified in subclause 5.3.2.2.2, including e.g. the subscription ID, Event ID(s) for which event has happened, notification correlation ID provided by the NF service consumer at the time of event subscription, to send a notification. See Figure 5.3.2.4.1-1.

Additionally, the Notify service operation shall also be invoked by the AMF, when there is a change of AMF during UE mobility procedures and if the subscription Id changes (i.e. Registration procedures and Handover procedures).

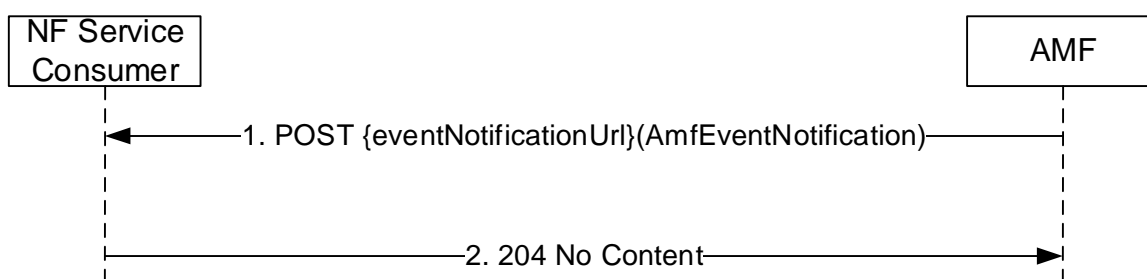


Figure 5.3.2.4.1-1 Notify

1. The AMF shall send a POST request to send a notification.
2. If the notification is received, the NF Service Consumer shall reply with the status code 204 indicating the notification is received, in the response message.

## 5.4 Namf\_MT Service

### 5.4.1 Service Description

Namf\_MT service allows a NF to request information related to capabilities to send MT signalling or data to a target UE. The following are the key functionalities of this NF service

- paging UE if UE is in IDLE state and respond other NF after the UE enters CM-CONNECTED state.
- response to the requester NF if UE is in CONNECTED state.
- providing the terminating domain selection information for IMS voice to the consumer NF.

### 5.4.2 Service Operations

#### 5.4.2.1 Introduction

For the Namf\_MT Service the following service operations are defined:

- EnableUEReachability
- ProvideDomainSelectionInfo

#### 5.4.2.2 EnableUEReachability

##### 5.4.2.2.1 General

The EnableUEReachability service operation is used in the following procedure:

- MT SMS over NAS in CM-IDLE state (see 3GPP TS 23.502 [3], subclause 4.13.3.6), or in CM-CONNECTED state (see 3GPP TS 23.502 [2], subclause 4.13.3.7).

The EnableUEReachability service operation shall be invoked by the NF Service Consumer (e.g. SMSF) to enable the reachability of the UE.

The NF Service Consumer shall invoke the service by using the HTTP method PUT, towards the URI of a "ueReachInd" resource as specified in subclause 6.3.3.2. See also figure 5.4.2.2.1-1.

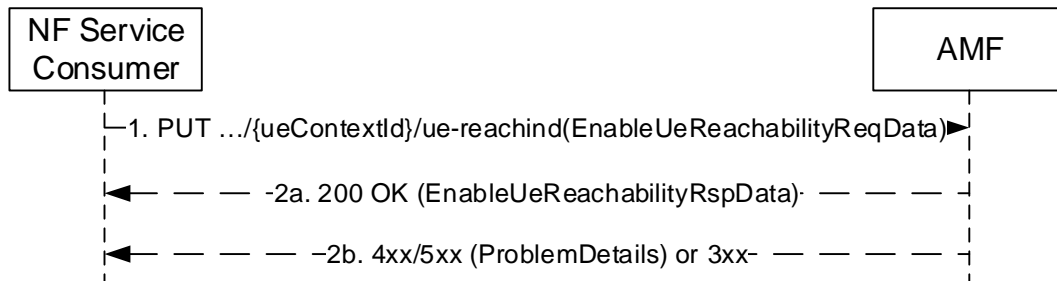


Figure 5.4.2.2.2-1: NF Service Consumer enables the reachability of the UE

1. The NF Service Consumer sends a PUT request to the resource representing the ueReachInd resource of the AMF. The payload body of the PUT request shall contain an "EnableUeReachabilityReqData" object.
- 2a. On success:
  - if the UE is in CM-CONNECTED state, the AMF shall immediately respond using "200 OK" status code, with payload containing an "EnableUeReachabilityRspData" object.
  - if the UE is in CM-IDLE state and the NAS message is to be sent over via 3GPP access, the AMF shall page the UE. When UE becomes CM-CONNECTED, "200 OK" shall be returned with payload containing an "EnableUeReachabilityRspData" object.
- 2b. On failure or redirection, one of the HTTP status code listed in Table 6.3.3.2.3.1-3 shall be returned. For a 4xx/5xx response, the message body shall contain a ProblemDetails structure with the "cause" attribute set to one of the application error listed in Table 6.3.3.2.3.1-3.

### 5.4.2.3 ProvideDomainSelectionInfo

#### 5.4.2.3.1 General

The ProvideDomainSelectionInfo service operation shall be invoked by the NF Service Consumer (e.g. UDM) to get the UE information for terminating domain selection of IMS voice, including following information:

- Indication of supporting IMS voice over PS Session;
- Time stamp of the last radio contact with the UE;
- Current Access type and RAT type

The NF Service Consumer shall invoke the service by using the HTTP GET towards the URI of the "UeContext" resource (See subclause 6.3.3.3.3.1). See also figure 5.4.2.3.1-1.

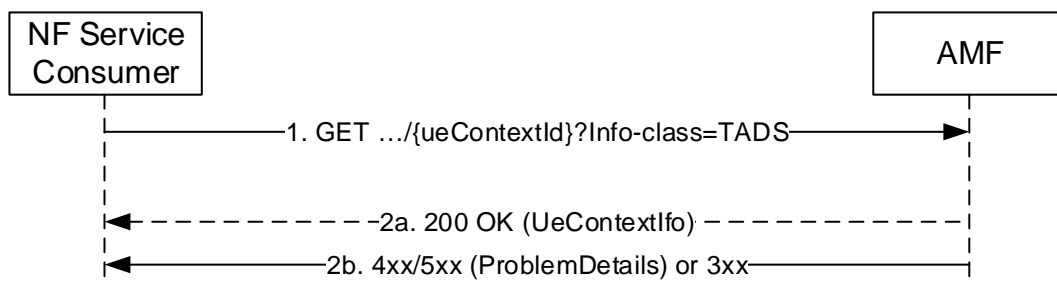


Figure 5.4.2.3.1-1: Provide UE Information for Terminating Domain Selection

1. The NF Service Consumer shall send a GET request to the URI of the "UeContext" resource on the AMF, with query parameter "info-class" set to value "TADS".
- 2a. On success, the AMF shall return "200 OK" status code with payload containing an "UeContextInfo" data structure including UE information for terminating domain selection for IMS voice.
- 2b. On failure, one of the HTTP status code listed in Table 6.3.3.3.3.1-3 shall be returned. The message body shall contain a ProblemDetails object with "detail" set to one of the corresponding application errors listed in Table 6.3.3.3.3.1-3.

## 5.5 Namf\_Location Service

### 5.5.1 Service Description

The Namf\_Location service is used by NF service consumers to request the AMF for initiating positioning requests and provide the location information. It is also used to subsequently notify the location change events towards the NF service consumers. The following are the key functionalities of this NF service:

- Allow NFs to request the current geodetic and optionally civic location of a target UE.
- Allow NFs to be notified of event information related to emergency sessions.
- Allow NFs to request Network Provided Location Information (NPLI) and/or local time zone corresponding to the location of a target UE.

### 5.5.2 Service Operations

#### 5.5.2.1 Introduction

For the Namf\_Location Service the following service operations are defined:

- ProvidePositioningInfo;
- EventNotify; and
- ProvideLocationInfo.

#### 5.5.2.2 ProvidePositioningInfo

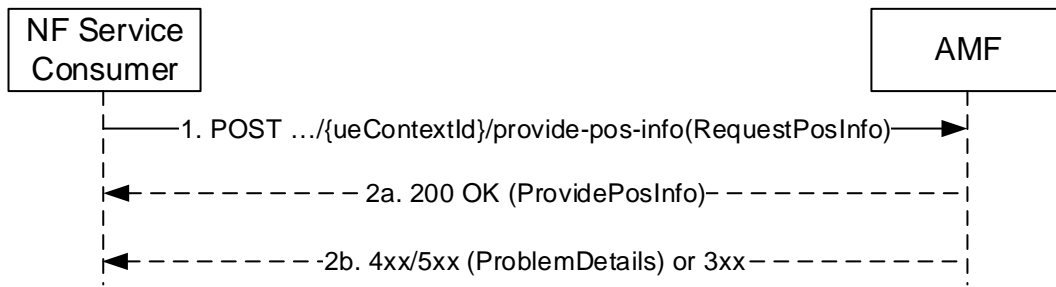
##### 5.5.2.2.1 General

The ProvidePositioningInfo service operation is used in the following procedure:

- 5GC-MT-LR Procedure without UDM Query (see 3GPP TS 23.502 [3], subclause 4.13.5.2)
- 5GC-MT-LR Procedure (see 3GPP TS 23.502 [3], subclause 4.13.5.3)
- Location Continuity for Handover of an Emergency session from NG-RAN (see 3GPP TS 23.502 [3], subclause 4.13.5.7)

The ProvidePositioningInfo service operation shall be invoked by the NF Service Consumer (e.g. GMLC) to request the current geodetic and optionally civic location of the UE. The service operation triggers the AMF to invoke the service towards the LMF.

The NF Service Consumer shall invoke the service operation by sending POST to the URI of the "provide-pos-info" custom operation on the "Individual UE Context" resource (See subclause 6.4.3.2.4.2). See also figure 5.5.2.2.1-1.



**Figure 5.5.2.2.1-1: NF Service Consumer requests the positioning information of the UE**

1. The NF Service Consumer shall send a POST request to the resource URI of "provide-pos-info" custom operation of the "Individual UE context" resource of the AMF. The payload body of the POST request may contain an indication of a positioning request from an emergency services client, the required QoS and Supported GAD shapes. If the NF service consumer wants the location information to be notified (e.g. during a handover procedure), it also provides a callback URI on which the EventNotify service operation is executed (see clause 5.5.2.3).
- 2a. On success, "200 OK" shall be returned, the payload body containing the LCS correlation identifier, the location estimate, its age and accuracy and the information about the positioning method. If the request is invoked during a handover the response body shall also include the target AMF node identifier as specified in clause 4.13.5.7 of 3GPP TS 23.502 [3].
- 2b. On failure, one of the HTTP status code listed in Table 6.4.3.2.4.2.2-2 shall be returned. For a 4xx/5xx response, the message body shall contain a ProblemDetails structure with the "cause" attribute set to one of the application error listed in Table 6.4.3.2.4.2.2-2.

## 5.5.2.3 EventNotify

### 5.5.2.3.1 General

The EventNotify service operation is used in the following procedure:

- 5GC-NI-LR Procedure (see 3GPP TS 23.502 [3], subclause 4.13.5.1)
- Location Continuity for Handover of an Emergency session from NG-RAN (see 3GPP TS 23.502 [3], subclause 4.13.5.7)

The EventNotify service operation notifies the NF Service Consumer (i.e. GMLC) about a UE location related event information related to emergency sessions, i.e. the initiation, handover or termination of an emergency session. The notification is delivered to:

- the callback URI received from the GMLC during an earlier ProvidePositioningInfo service operation, if any;

Otherwise (if not available),

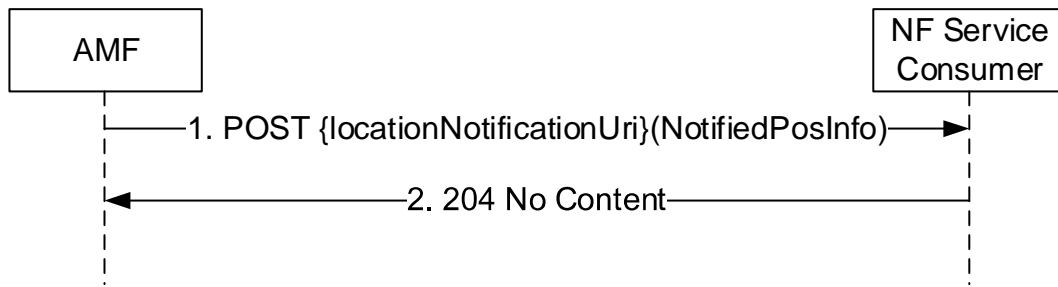
- the callback URI registered in the NRF, if the GMLC registered to the NRF with notification endpoints for location notifications (see subclauses 6.1.6.2.4 and 6.1.6.3.4 of 3GPP TS 29.510 [29]);

Otherwise (if not available),

- GMLC URI locally provisioned in the AMF.

**NOTE:** During a handover procedure, both the source AMF and the target AMF can invoke the EventNotify service operation, based on the local configuration.

The operation is invoked by issuing a POST request to the callback URI of the NF Service Consumer (See subclause 6.4.5.2.2). See also figure 5.5.2.3.1-1.



**Figure 5.5.2.3.1-1: UE Location Notification**

1. The AMF shall send a POST request to the callback URI provided by the NF service consumer determined as described above. The request body shall include the type of location related event and UE Identification (SUPI or PEI), and may include the GPSI, Geodetic Location, Civic Location and the Position methods used.
2. On success, "204 No content" shall be returned by the NF Service Consumer.

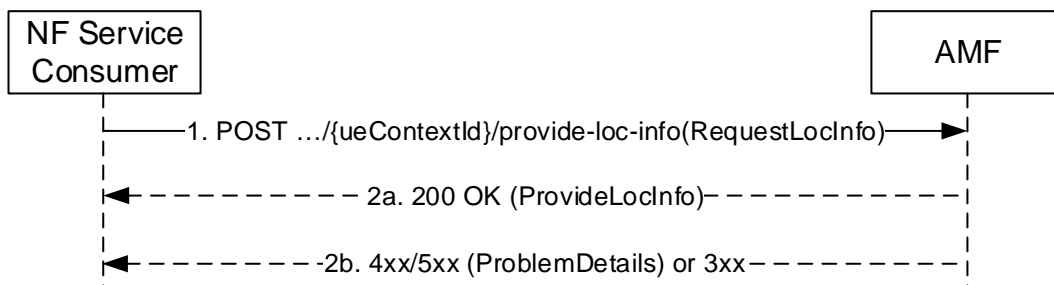
On failure, the appropriate HTTP status code (e.g. "403 Forbidden") indicating the error shall be returned and appropriate additional error information should be returned.

### 5.5.2.4 ProvideLocationInfo

#### 5.5.2.4.1 General

The ProvideLocationInfo service operation allows an NF Service Consumer (e.g. UDM) to request the Network Provided Location Information (NPLI) of a target UE.

The NF Service Consumer shall invoke the service operation by sending POST request to the URI of the "provide-loc-info" custom operation on the "Individual UE Context" resource (see subclause 6.4.3.2.4.3), as shown in figure 5.5.2.4.1-1.



**Figure 5.5.2.4.1-1: NF Service Consumer requests the Location Information of the UE**

1. The NF Service Consumer shall send a POST request to the resource URI of "provide-loc-info" custom operation of the "Individual UE context" resource on the AMF. The payload body of the POST request shall contain a "requestLocInfo" data structure indicating the desired type of location information.

If the NF Service Consumer desires the current location information of the target UE, it shall set "reqCurrentLoc" attribute to "true".

- 2a. On success, "200 OK" response shall be returned. The payload body of the response shall contain a "ProvideLocInfo" data structure including the Network Provide Location Information (NPLI) of the target UE.

If "reqCurrentLoc" attribute is set to "true" and the UE is in CM-IDLE state, the AMF shall initiate a paging procedure to the UE. If the paging procedure is successful, the AMF shall return the current location information and set "currentLoc" attribute to "true" in the response; if the UE does not respond to the paging, the AMF shall provide the last known location and set "currentLoc" attribute to "false" in the response.

If "reqCurrentLoc" attribute is set to "true" and the UE is in CM-CONNECTED state, the AMF shall follow NG-RAN Location reporting procedure, as specified in subclause 4.10 of 3GPP TS 23.502 [3], to trigger a single standalone report by setting "direct" event type in Location Reporting Control message. If NG-RAN reports current location of the UE, the AMF shall set "currentLoc" attribute to "true" in the response; if NG-RAN reports

last known location of the UE with timestamp, the AMF shall set "currentLoc" attribute to "false" in the response.

- 2b. On failure, one of the HTTP status code listed in table 6.4.3.2.4.3.2-2 shall be returned. For a 4xx/5xx response, the message body shall contain a ProblemDetails structure with the "cause" attribute set to one of the application error listed in table 6.4.3.2.4.3.2-2.

## 6 API Definitions

### 6.1 Namf\_Communication Service API

#### 6.1.1 API URI

URIs of this API shall have the following root:

```
{apiRoot}/{apiName}/{apiVersion}/
```

where "apiRoot" is defined in subclause 4.4.1 of 3GPP TS 29.501 [5], the "apiName" shall be set to "namf-comm" and the "apiVersion" shall be set to "v1" for the current version of this specification.

#### 6.1.2 Usage of HTTP

##### 6.1.2.1 General

HTTP/2, as defined in IETF RFC 7540 [19], shall be used as specified in clause 5 of 3GPP TS 29.500 [4].

HTTP/2 shall be transported as specified in subclause 5.3 of 3GPP TS 29.500 [4].

HTTP messages and bodies for the Namf\_Communication service shall comply with the OpenAPI [23] specification contained in Annex A.

##### 6.1.2.2 HTTP standard headers

###### 6.1.2.2.1 General

The usage of HTTP standard headers shall be supported as specified in subclause 5.2.2 of 3GPP TS 29.500 [4].

###### 6.1.2.2.2 Content type

The JSON format shall be supported. The use of the JSON format (IETF RFC 8259 [8]) shall be signalled by the content type "application/json" or "application/problem+json". See also subclause 5.4 of 3GPP TS 29.500 [4].

Multipart messages shall also be supported (see subclause 6.1.2.4) using the content type "multipart/related", comprising:

- one JSON body part with the "application/json" content type; and
- one or more binary body parts with 3gpp vendor specific content subtypes.

The 3gpp vendor specific content subtypes defined in Table 6.1.2.2.2-1 shall be supported.

**Table 6.1.2.2.2-1: 3GPP vendor specific content subtypes**

content subtype	Description
vnd.3gpp.ngap	Binary encoded payload, encoding NG Application Protocol (NGAP) IEs, as specified in subclause 9.4 of 3GPP TS 38.413 [12] (ASN.1 encoded).
vnd.3gpp.5gnas	Binary encoded payload, encoding a 5GS NAS message, as specified in 3GPP TS 24.501 [11].
NOTE:	Using 3GPP vendor content subtypes allows to describe the nature of the opaque payload (e.g. NGAP or 5GS NAS information) without having to rely on metadata in the JSON payload.



See subclause 6.1.2.4 for the binary payloads supported in the binary body part of multipart messages.

### 6.1.2.3 HTTP custom headers

#### 6.1.2.3.1 General

In this release of this specification, no custom headers specific to the Namf\_Communication service are defined. For 3GPP specific HTTP custom headers used across all service based interfaces, see clause 5.2.3 of 3GPP TS 29.500 [4].

### 6.1.2.4 HTTP multipart messages

HTTP multipart messages shall be supported, to transfer opaque N1 Information (e.g. SM, LPP) and/or N2 Information (e.g. SM, NRPPa, PWS), in the following service operations (and HTTP messages):

- N1N2MessageTransfer Request and Response (POST);
- NonUeN2MessageTransfer Request and Response (POST);
- N1MessageNotify (POST);
- N2InfoNotify (POST);
- NonUeN2InfoNotify (POST);
- UEContextTransfer (POST);
- CreateUEContext (PUT)

HTTP multipart messages shall include one JSON body part and one or more binary body parts comprising:

- N1payload, and/or N2 payload (see subclause 6.1.6.4).

The JSON body part shall be the "root" body part of the multipart message. It shall be encoded as the first body part of the multipart message. The "Start" parameter does not need to be included.

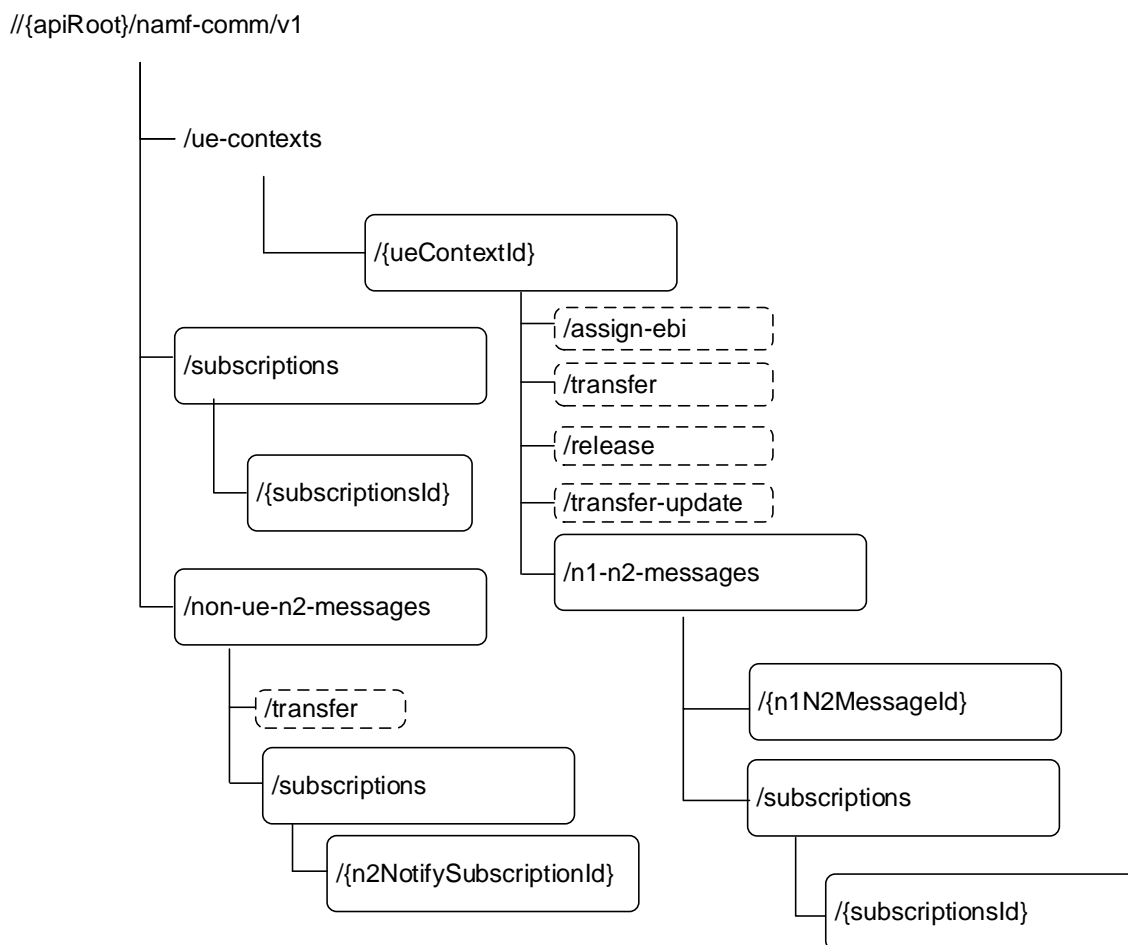
The multipart message shall include a "type" parameter (see IETF RFC 2387 [9]) specifying the media type of the root body part, i.e. "application/json".

**NOTE:** The "root" body part (or "root" object) is the first body part the application processes when receiving a multipart/related message, see IETF RFC 2387 [9]. The default root is the first body within the multipart/related message. The "Start" parameter indicates the root body part, e.g. when this is not the first body part in the message.

For each binary body part in a HTTP multipart message, the binary body part shall include a Content-ID header (see IETF RFC 2045 [10]), and the JSON body part shall include an attribute, defined with the RefToBinaryData type, that contains the value of the Content-ID header field of the referenced binary body part.

### 6.1.3 Resources

#### 6.1.3.1 Overview



**Figure 6.1.3.1-1: Resource URI structure of the Namf\_Communication API**

Table 6.1.3.1-1 provides an overview of the resources and applicable HTTP methods.

Table 6.1.3.1-1: Resources and methods overview

Resource name	Resource URI	HTTP method or custom operation	Description (Mapped Service Operations)
Individual ueContext	{apiRoot}/namf-comm/v1/ue-contexts/{ueContextId}	PUT	CreateUEContext
	{apiRoot}/namf-comm/v1/ue-contexts/{ueContextId}/release	(POST) release	ReleaseUEContext
	{apiRoot}/namf-comm/v1/ue-contexts/{ueContextId}/assign-ebi	(POST) assign-ebi	EBIAssignment
	{apiRoot}/namf-comm/v1/ue-contexts/{ueContextId}/transfer	(POST) transfer	UEContextTransfer
	{apiRoot}/namf-comm/v1/ue-contexts/{ueContextId}/transfer-update	(POST) transfer-update	RegistrationStatusUpdate
n1N2Message collection	{apiRoot}/namf-comm/v1/ue-contexts/{ueContextId}/n1-n2-messages	POST	N1N2MessageTransfer
N1N2 Subscriptions Collection for Individual UE Contexts	{apiRoot}/namf-comm/v1/ue-contexts/{ueContextId}/n1-n2-messages/subscriptions	POST	N1MessageSubscribe, N2InfoSubscribe.
N1N2 Individual Subscription	{apiRoot}/namf-comm/v1/ue-contexts/{ueContextId}/n1-n2-messages/subscriptions/{subscriptionId}	DELETE	N1MessageUnSubscribe, N2InfoUnsubscribe
n1N2Message transfer status notification callback	{n1N2MessageTransferFailureNotifyUrl} (NF Service Consumer provided callback reference)	POST	N1N2Transfer Failure Notification
subscriptions collection	{apiRoot}/namf-comm/v1/subscriptions	POST	AMFStatusChangeSubscribe
individual subscription	{apiRoot}/namf-comm/v1/subscriptions/{subscriptionId}	PUT	AMFStatusChangeSubscribe
		DELETE	AMFStatusChangeUnSubscribe
Non UE N2Messages collection	{apiRoot}/namf-comm/v1/non-ue-n2-messages/transfer	(POST) transfer	NonUEN2MessageTransfer
Non UE N2Messages Subscriptions collection	{apiRoot}/namf-comm/v1/non-ue-n2-messages/subscriptions	POST	NonUEN2InfoSubscribe
Non UE N2 Message Notification Individual Subscription	{apiRoot}/namf-comm/v1/non-ue-n2-messages/subscriptions/{n2NotifySubscriptionId}	DELETE	NonUEN2InfoUnsubscribe

### 6.1.3.2 Resource: Individual ueContext

#### 6.1.3.2.1 Description

This resource represents the an individual ueContext identified by the ueContextId.

This resource is modelled as the Document resource archetype (see subclause C.1 of 3GPP TS 29.501 [5]).

#### 6.1.3.2.2 Resource Definition

Resource URI: {apiRoot}/namf-comm/v1/ue-contexts/{ueContextId}

This resource shall support the resource URI variables defined in table 6.1.3.2.2-1.

**Table 6.1.3.2.2-1: Resource URI variables for this resource**

Name	Definition
apiRoot	See subclause 6.1.1
ueContextId	Represents the 5G Globally Unique Temporary Identifier (See 3GPP TS 23.501 [2] clause 5.9.4) Pattern: "5g-guti-[0-9]{5,6}[0-9a-fA-F]{14}" Or represents the Subscription Permanent Identifier (see 3GPP TS 23.501 [2] clause 5.9.2) pattern: "(imsi-[0-9]{5,15} nai-+ .+)") Or represents the Permanent Equipment Identifier (see 3GPP TS 23.501 [2] clause 5.9.3) pattern: "(imei-[0-9]{15} imeisv-[0-9]{16} .+)"

When the ueContextId is composed by UE's SUPI or PEI, UE's PEI shall be used for the case:

- If the UE is emergency registration and the UE is UICCless;
- If the UE is emergency registration but SUPI is not authenticated.

For other cases, UE's SUPI shall be used.

**6.1.3.2.3 Resource Standard Methods**

**6.1.3.2.3.1 PUT**

This ueContextId identifies the individual ueContext resource is composed by UE's SUPI or PEI, See table 6.1.3.2.2-1.

This method shall support the URI query parameters specified in table 6.1.3.2.3.1-1.

**Table 6.1.3.2.3.1-1: URI query parameters supported by the PUT method on this resource**

Name	Data type	P	Cardinality	Description
n/a				

This method shall support the request data structures specified in table 6.1.3.2.3.1-2 and the response data structures and response codes specified in table 6.1.3.2.3.1-3.

**Table 6.1.3.2.3.1-2: Data structures supported by the PUT Request Body on this resource**

Data type	P	Cardinality	Description
UeContextCreate Data	M	1	Defines the UE Context to be created.

**Table 6.1.3.2.3.1-3: Data structures supported by the PUT Response Body on this resource**

Data type	P	Cardinality	Response codes	Description
UeContextCreatedData	M	1	201 Created	This case represents the successful creation of a new UE Context. Upon success, a response body is returned containing the newly created UE Context.
UeContextCreateError	M	1	403 Forbidden	This case represents the creation of a new UE Context is not successful.  The "cause" attribute of the ProblemDetails shall be set to: - HANDOVER_FAILURE

## 6.1.3.2.4 Resource Custom Operations

## 6.1.3.2.4.1 Overview

Table 6.1.3.2.4.1-1: Custom operations

Custom operation URI	Mapped HTTP method	Description
{apiRoot}/namf-comm/v1/ue-contexts/{ueContextId}/release	POST	Release an existing individual ueContext resource. It is used for the Release UE Context service operation.
{apiRoot}/namf-comm/v1/ue-contexts/{ueContextId}/assign-ebi	POST	Assign EPS bearer ID(s) towards EPS bearer(s) mapped from QoS Flow(s), for a PDU session for the UE. It is used for EBIAssignment service operation.
{apiRoot}/namf-comm/v1/ue-contexts/{ueContextId}/transfer	POST	Transfer an existing individual ueContext resource from old AMF to new AMF. It is used for the UEContextTransfer service operation.

## 6.1.3.2.4.2 Operation: (POST) release

## 6.1.3.2.4.2.1 Description

This ueContextId identifies the individual ueContext resource is composed by UE's SUPI or PEI, See table 6.1.3.2.2-1.

## 6.1.3.2.4.2.2 Operation Definition

This operation shall support the request data structures specified in table 6.1.3.2.4.2.2-1 and the response data structure and response codes specified in table 6.1.3.2.4.2.2-2.

Table 6.1.3.2.4.2.2-1: Data structures supported by the (POST) release Request Body on this resource

Data type	P	Cardinality	Description
UEContextRelease	M	1	The information used for releasing of the UE Context

Table 6.1.3.2.4.2.2-2: Data structures supported by the (POST) release Response Body on this resource

Data type	P	Cardinality	Response codes	Description
n/a			204 No Content	This case represents the handover is cancelled successfully.
ProblemDetails	M	1	403 Forbidden	The "cause" attribute shall be set to one of the following application errors: - UNSPECIFIED - SUPI_OR_PEI_UNKNOWN  See table 6.1.7.3-1 for the description of this error.
ProblemDetails	M	1	404 Not Found	The "cause" attribute shall be set to the following application error: - CONTEXT_NOT_FOUND  See table 6.1.7.3-1 for the description of this error.

## 6.1.3.2.4.3 Operation: (POST) assign-ebi

## 6.1.3.2.4.3.1 Description

This ueContextId identifies the individual ueContext resource is composed by UE's SUPI or PEI, see Table 6.1.3.2.2-1.

## 6.1.3.2.4.3.2 Operation Definition

This operation shall support the request data structures specified in table 6.1.3.2.4.3.2-1 and the response data structure and response codes specified in table 6.1.3.2.4.3.2-2.

**Table 6.1.3.2.4.3.2-1: Data structures supported by the (POST) assign-ebi Request Body on this resource**

Data type	P	Cardinality	Description
AssignEbiData	M	1	The information required for AMF to allocate EPS bearer ID(s).

**Table 6.1.3.2.4.3.2-2: Data structures supported by the (POST) assign-ebi Response Body on this resource**

Data type	P	Cardinality	Response codes	Description
AssignedEbiData	M	1	200 OK	Represent successful assignment of EPS bearer ID service operation, with the assigned EBIs included. AMF may allocate only a subset of the requested EBIs, when not enough available EBI(s) can be allocated, e.g. when other PDU sessions with higher ARP have occupied too many EBIs. If the POST request body contained "releasedEbiList" the AMF shall release those EBI(s) and shall include the "releaseEbiList" IE in the POST response body.
AssignEbiError	M	1	403 Forbidden	This represents the case when none of the requested EBI(s) can be assigned by the AMF. The "cause" attribute of the ProblemDetails shall be set to: <ul style="list-style-type: none"> <li>- EBI_EXHAUSTED, if the number of EBIs allocated for the UE has already reached the maximum limit.</li> <li>- EBI_REJECTED_LOCAL_POLICY, if the EBI allocation is rejected due to local policies at the AMF as specified in subclause 4.11.1.4.1 of 3GPP TS 23.502 [3].</li> <li>- EBI_REJECTED_NO_N26, if the EBI allocation was rejected when the AMF is in a serving PLMN that does not support 5GS-EPS interworking procedures with N26 interface as specified in subclause 5.17.2.3.1 of 3GPP TS 23.501 [2].</li> </ul>

## 6.1.3.2.4.4 Operation: (POST) transfer

## 6.1.3.2.4.4.1 Description

This ueContextId identifies the individual ueContext resource is composed by UE's 5G-GUTI or SUPI, see Table 6.1.3.2.2-1.

## 6.1.3.2.4.4.2 Operation Definition

This operation shall support the request data structures specified in table 6.1.3.2.4.4.2-1 and the response data structure and response codes specified in table 6.1.3.2.4.4.2-2.

**Table 6.1.3.2.4.4.2-1: Data structures supported by the (POST) transfer Request Body on this resource**

Data type	P	Cardinality	Description
UeContextTransferReqData	M	1	Represents to start transferring of an individual ueContext resource from old AMF to new AMF.

**Table 6.1.3.2.4.4.2-2: Data structures supported by the (POST) transfer Response Body on this resource**

Data type	P	Cardinality	Response codes	Description
UeContextTransferRspData	M	1	200 OK	Indicates the transferring of the individual ueContext resource is started successfully.
ProblemDetails	M	1	403 Forbidden	Indicates that AMF can understand the request but cannot fulfil the request due to errors. If the integrity check of the included complete registration message fails at the source AMF the "cause" attribute is set to: - INTEGRITY_CHECK_FAIL.  See table 6.1.7.3-1 for the description of these errors.
ProblemDetails	M	1	404 Not Found	If the AMF does not have the requested UE context, the AMF shall return this status code. The "cause" attribute is set to: - CONTEXT_NOT_FOUND  See table 6.1.7.3-1 for the description of these errors.

## 6.1.3.2.4.5 Operation: (POST) transfer-update

## 6.1.3.2.4.5.1 Description

This ueContextId identifies the individual ueContext resource is composed by UE's 5G-GUTI, see Table 6.1.3.2.2-1.

## 6.1.3.2.4.5.2 Operation Definition

This operation shall support the request data structures specified in table 6.1.3.2.4.5.2-1 and the response data structure and response codes specified in table 6.1.3.2.4.5.2-2.

**Table 6.1.3.2.4.5.2-1: Data structures supported by the (POST) transfer-update Request Body on this resource**

Data type	P	Cardinality	Description
UeRegStatusUpdateReqData	M	1	Represents to the update of status on the transferring of an individual ueContext resource from old AMF to new AMF.

**Table 6.1.3.2.4.5.2-2: Data structures supported by the (POST) transfer-update Response Body on this resource**

Data type	P	Cardinality	Response codes	Description
UeRegStatusUpdateRspData	M	1	200 OK	Indicates the update of UE context transfer status is successful at the source AMF.
ProblemDetails	M	1	403 Forbidden	Indicates that AMF can understand the request but cannot fulfil the request due to errors.
ProblemDetails	M	1	404 Not Found	If the AMF does not have the requested UE context, the AMF shall return this status code. The "cause" attribute is set to: - CONTEXT_NOT_FOUND

### 6.1.3.3 Resource: N1N2 Subscriptions Collection for Individual UE Contexts

#### 6.1.3.3.1 Description

This resource represents the collection under an individual UE context for storing the subscriptions for notifications of UE specific N1 and N2 message types. This resource is modelled as the Collection resource archetype (see subclause C.2 of 3GPP TS 29.501 [5]).

#### 6.1.3.3.2 Resource Definition

Resource URI: **{apiRoot}/namf-comm/v1/{ueContextId}/n1-n2-messages/subscriptions**

This resource shall support the resource URI variables defined in table 6.1.3.3.2-1.

**Table 6.1.3.8.2-1: Resource URI variables for this resource**

Name	Definition
apiRoot	See subclause 6.1.1
ueContextId	Represents the Subscription Permanent Identifier (see 3GPP TS 23.501 [2] clause 5.9.2) pattern: "(imsi-[0-9]{5,15} nai-.+)" Or represents the Permanent Equipment Identifier (see 3GPP TS 23.501 [2] clause 5.9.3) pattern: "(imei-[0-9]{15})"

#### 6.1.3.3.3.1 POST

This method creates an individual N1/N2 information subscription resource for UE related N1/N2 information. This method is used by NF Service Consumers (e.g. LMF) to subscribe for notifications about UE related N1/N2 Information.

This method shall support the request data structures specified in table 6.1.3.3.3.1-2 and the response data structures and response codes specified in table 6.1.3.3.3.1-3.

**Table 6.1.3.3.3.1-2: Data structures supported by the POST Request Body on this resource**

Data type	P	Cardinality	Description
UeN1N2InfoSubscriptionCreateData	C	0..1	Representation of the subscription for N1 and/or N2 information notification. It shall contain the information regarding N1 and/or N2 information to be notified and the callback URI for the respective notifications.

**Table 6.1.3.3.3.1-3: Data structures supported by the POST Response Body on this resource**

Data type	P	Cardinality	Response codes	Description
UeN1N2InfoSubscriptionCreatedData	C	0..1	201 Created	This case represents the successful creation of the subscription for N1 and/or N2 information notification.  Upon success, a response body is returned containing the representation describing the status of the request.  The Location header shall contain the location (URI) of the created subscription resource.

#### 6.1.3.3.4 Resource Custom Operations

There are no custom operations supported on this resource.

### 6.1.3.4 Resource: N1N2 Individual Subscription

#### 6.1.3.4.1 Description

This resource represents the individual subscription for the subscription for notifications of UE specific N1 and N2 message types. This resource is modelled as the Document resource archetype (see subclause C.2 of 3GPP TS 29.501 [5]).



### 6.1.3.4.2 Resource Definition

Resource URI: {apiRoot}/namf-comm/v1/{ueContextId}/n1-n2-messages/subscriptions/{subscriptionId}

This resource shall support the resource URI variables defined in table 6.1.3.4.2-1.

**Table 6.1.3.4.2-1: Resource URI variables for this resource**

Name	Definition
apiRoot	See subclause 6.1.1
ueContextId	Represents the Subscription Permanent Identifier (see 3GPP TS 23.501 [2] clause 5.9.2) pattern: "(imsi-[0-9]{5,15} nai-.+)" Or represents the Permanent Equipment Identifier (see 3GPP TS 23.501 [2] clause 5.9.3) pattern: "(imei-[0-9]{15})"
subscriptionId	Represents the individual subscription to the UE specific N1/N2 message notification.

### 6.1.3.4.3.1 DELETE

This method deletes an individual N1/N2 message notification subscription resource for an individual UE. This method is used by NF Service Consumers (e.g. LMF) to unsubscribe for notifications about UE related N1/N2 information.

This method shall support the request data structures specified in table 6.1.3.4.3.1-2 and the response data structures and response codes specified in table 6.1.3.4.3.1-3.

**Table 6.1.3.4.3.1-2: Data structures supported by the DELETE Request Body on this resource**

Data type	P	Cardinality	Description
n/a			

**Table 6.1.3.4.3.1-3: Data structures supported by the DELETE Response Body on this resource**

Data type	P	Cardinality	Response codes	Description
n/a			204 No Content	

### 6.1.3.4.4 Resource Custom Operations

There are no custom operations supported on this resource.

## 6.1.3.5 Resource: N1 N2 Messages Collection

### 6.1.3.5.1 Description

This resource represents the collection on which UE related N1 messages and N2 information transfer are initiated and the N1 information for the UE is stored temporarily until the UE is reachable. This resource is modelled with the Collection resource archetype (see subclause C.2 of 3GPP TS 29.501 [5]).

### 6.1.3.5.2 Resource Definition

Resource URI: {apiRoot}/namf-comm/v1/ue-contexts/{ueContextId}/n1-n2-messages

This resource shall support the resource URI variables defined in table 6.1.3.5.2-1.

**Table 6.1.3.5.2-1: Resource URI variables for this resource**

Name	Definition
apiRoot	See subclause 6.1.1
ueContextId	Represents the Subscription Permanent Identifier (see 3GPP TS 23.501 [2] subclause 5.9.2) pattern: "(imsi-[0-9]{5,15} nai-.+)" Or represents the Permanent Equipment Identifier (see 3GPP TS 23.501 [2] subclause 5.9.3) pattern: "(imei-[0-9]{15} imeisv-[0-9]{16})" Or represents the LCS Correlation ID (see 3GPP TS 29.572 [25] subclause 6.1.6.3.2) (NOTE) pattern: "(cid-.{1,255})"
NOTE: The LCS Correlation ID shall only be applied when transferring LCS related UE-Specific N1 and/or N2 messages.	

6.1.3.5.3 Resource Standard Methods

6.1.3.5.3.1 POST

This method initiates a N1 message and/or N2 message transfer at the AMF and may create a resource to store the N1 message if the UE is not reachable or if the UE is paged.

This method shall support the request data structures specified in table 6.1.3.5.3.1-2 and the response data structures and response codes specified in table 6.1.3.5.3.1-3.

**Table 6.1.3.5.3.1-1: Data structures supported by the POST Request Body on this resource**

Data type	P	Cardinality	Description
N1N2MessageTransferReqData	M	1	This contains: <ul style="list-style-type: none"> <li>- N1 message, if the NF Service Consumer requests to transfer an N1 message to the UE or;</li> <li>- N2 information, if the NF Service Consumer requests to transfer an N2 information to the 5G-AN or;</li> <li>- both, if the NF Service Consumer requests to transfer both an N1 message to the UE and an N2 information to the 5G-AN.</li> </ul>

Table 6.1.3.5.3.1-3: Data structures supported by the POST Response Body on this resource

Data type	P	Cardinality	Response codes	Description
N1N2MessageTransferRspData	M	1	202 Accepted	This case represents the successful storage of the N1/N2 information at the AMF when asynchronous communication is invoked or when the AMF pages the UE. If the AMF pages the UE, it shall store the N1/N2 message information until the UE responds to paging.  The HTTP response shall include a "Location" HTTP header that contains the resource URI of the created resource.
N1N2MessageTransferRspData	M	1	200 OK	This represents the case where the AMF is able to successfully transfer the N1/N2 message to the UE and/or the AN. The cause included in the response body shall be "N1_N2_TRANSFER_INITIATED" in this case.
ProblemDetails	M	1	307 Temporary Redirect	This represents the case when the related UE context is not fully available at the target NF Service Consumer (e.g. AMF) during a planned maintenance case (e.g. AMF planned maintenance without UDSF case). The "cause" attribute shall be set to one of the following application error: - NF_CONSUMER_REDIRECT_ONE_TXN  See table 6.1.7.3-1 for the description of these errors  The Location header of the response shall be set to the target NF Service Consumer (e.g. AMF) to which the request is redirected.
ProblemDetails	M	1	403 Forbidden	The cause attribute of the ProblemDetails structure shall be set to one of the following application errors: - UE_IN_NON_ALLOWED_AREA - UNSPECIFIED  See table 6.1.7.3-1 for the description of these errors
ProblemDetails	M	1	404 Not Found	This represents the case when the related UE is not found in the NF Service Consumer (e.g. AMF). The "cause" attribute shall be set to one of the following application error: - CONTEXT_NOT_FOUND  See table 6.1.7.3-1 for the description of these errors
N1N2MessageTransferError	M	1	409 Conflict	This represents the case where the AMF rejects the N1N2MessageTransfer request due to one of the following reasons. The cause attribute of the ProblemDetails structure shall be set to: - HIGHER_PRIORITY_REQUEST_ONGOING, if there is already an ongoing paging procedure with higher or same priority; - TEMPORARY_REJECT_REGISTRATION_ONGOING, if there is an ongoing registration procedure (see subclause 4.2.3.3 of 3GPP TS 23.502 [3]); - TEMPORARY_REJECT_HANDOVER_ONGOING, if there is an ongoing Xn or N2 handover procedure (see subclause 4.9.1.2.1 and 4.9.1.3.1 of 3GPP TS 23.502 [3]). - UE_IN_CM_IDLE_STATE, if this is a request to transfer a N2 PDU Session Resource Release Command to a 5G-AN and if the UE is in CM-IDLE state at the AMF for the Access Network Type associated to the PDU session.
N1N2MessageTransferError	M	1	504 Gateway Timeout	This represents the case where the UE is not reachable at the AMF and the AMF is unable to page the UE. The cause attribute of the ProblemDetails structure shall be set to: - UE_NOT_REACHABLE, if the UE is not reachable for paging; - UE_IN_NON_ALLOWED_AREA, if the UE is in a non-allowed area

### 6.1.3.6 Resource: subscriptions collection

#### 6.1.3.6.1 Description

This resource represents a collection of subscriptions of NF service consumers to the status change of the AMF identified by the GUAMI(s).

This resource is modelled as the Collection resource archetype (see subclause C.2 of 3GPP TS 29.501 [5]).

#### 6.1.3.6.2 Resource Definition

Resource URI: {apiRoot}/namf-comm/v1/subscriptions

This resource shall support the resource URI variables defined in table 6.1.3.6.2-1.

**Table 6.1.3.6.2-1: Resource URI variables for this resource**

Name	Definition
apiRoot	See subclause 6.1.1

#### 6.1.3.6.3 Resource Standard Methods

##### 6.1.3.6.3.1 POST

This method creates a new subscription. This method shall support the URI query parameters specified in table 6.1.3.6.3.1-1.

**Table 6.1.3.6.3.1-1: URI query parameters supported by the POST method on this resource**

Name	Data type	P	Cardinality	Description
n/a				

This method shall support the request data structures specified in table 6.1.3.6.3.1-2 and the response data structures and response codes specified in table 6.1.3.6.3.1-3.

**Table 6.1.3.6.3.1-2: Data structures supported by the POST Request Body on this resource**

Data type	P	Cardinality	Description
SubscriptionData	M	1	The request body contains the input parameters for the subscription. These parameters include, e.g.: - GUAMI(s) - amfStatusUri

**Table 6.1.3.6.3.1-3: Data structures supported by the POST Response Body on this resource**

Data type	P	Cardinality	Response codes	Description
SubscriptionData	M	1	201 Created	This case represents the successful creation of a subscription.  Upon success, the HTTP response shall include a "Location" HTTP header that contains the resource URI of the created resource.
ProblemDetails	M	1	403 Forbidden	The "cause" attribute shall be set to the following application error: - UNSPECIFIED  See table 6.1.7.3-1 for the description of this error.

### 6.1.3.7 Resource: individual subscription

#### 6.1.3.7.1 Description

This resource represents an individual subscription of a NF service consumer to the status change of the AMF identified by the GUAMI(s).

This resource is modelled as the Document resource archetype (see subclause C.1 of 3GPP TS 29.501 [5]).

#### 6.1.3.7.2 Resource Definition

Resource URI: {apiRoot}/namf-comm/v1/subscriptions/{subscriptionId}

This resource shall support the resource URI variables defined in table 6.1.3.7.2-1.

**Table 6.1.3.7.2-1: Resource URI variables for this resource**

Name	Definition
apiRoot	See subclause 6.1.1
subscriptionId	Represents a specific subscription

#### 6.1.3.7.3 Resource Standard Methods

##### 6.1.3.7.3.1 DELETE

This method terminates an existing subscription. This method shall support the URI query parameters specified in table 6.1.3.7.3.1-1.

**Table 6.1.3.4.3.1-1: URI query parameters supported by the DELETE method on this resource**

Name	Data type	P	Cardinality	Description
n/a				

This method shall support the request data structures specified in table 6.1.3.7.3.1-2 and the response data structures and response codes specified in table 6.1.3.7.3.1-3.

**Table 6.1.3.7.3.1-2: Data structures supported by the DELETE Request Body on this resource**

Data type	P	Cardinality	Description
n/a			

**Table 6.1.3.7.3.1-3: Data structures supported by the DELETE Response Body on this resource**

Data type	P	Cardinality	Response codes	Description
			204 No Content	This case represents a successful deletion of the subscription.
ProblemDetails	M	1	404 Not Found	If the AMF does not have the requested subscription, the AMF shall return this status code. The "cause" attribute is set to: - SUBSCRIPTION_NOT_FOUND

##### 6.1.3.7.3.2 PUT

This method replaces an existing subscription completely. This method shall support the URI query parameters specified in table 6.1.3.7.3.2-1.

**Table 6.1.3.7.3.2-1: URI query parameters supported by the PUT method on this resource**

Name	Data type	P	Cardinality	Description
n/a				

This method shall support the request data structures specified in table 6.1.3.7.3.2-2 and the response data structures and response codes specified in table 6.1.3.7.3.2-3.

**Table 6.1.3.7.3.2-2: Data structures supported by the PUT Request Body on this resource**

Data type	P	Cardinality	Description
SubscriptionData	M	1	The request body contains the input parameters for the subscription. These parameters include, e.g.: - GUAMI(s) - amfStatusUri

**Table 6.1.3.7.3.2-3: Data structures supported by the PUT Response Body on this resource**

Data type	P	Cardinality	Response codes	Description
SubscriptionData	M	1	200 OK	This case represents a successful replacement of the subscription.
ProblemDetails	M	1	403 Forbidden	This case represents the failure update of an existing subscription.

### 6.1.3.8 Resource: Non UE N2Messages Collection

#### 6.1.3.8.1 Description

This resource represents the collection on which custom operations to transfer the N2 message towards the 5G-AN are specified. This resource is modelled with the Collection resource archetype (see subclause C.2 of 3GPP TS 29.501 [5]).

#### 6.1.3.8.2 Resource Definition

Resource URI: **{apiRoot}/namf-comm/v1/non-ue-n2-messages**

This resource shall support the resource URI variables defined in table 6.1.3.8.2-1.

**Table 6.1.3.5.2-1: Resource URI variables for this resource**

Name	Definition
apiRoot	See subclause 6.1.1

#### 6.1.3.8.3 Resource Standard Methods

There are no resource standard methods for the non-ue-n2-messages collection resource in this release of this specification.

#### 6.1.3.8.4 Resource Custom Operations

##### 6.1.3.8.4.1 Overview

**Table 6.1.3.8.4.1-1: Custom operations**

Custom operation URI	Mapped HTTP method	Description
{resourceUri}/transfer	POST	Transfer the N2 message to 5G-AN.

##### 6.1.3.8.4.2 Operation: transfer

###### 6.1.3.8.4.2.1 Description

The {resourceUri}/transfer custom operation is used to initiate a non UE associated N2 information transfer to the identified 5G-AN nodes. This custom operation uses the HTTP POST method.

## 6.1.3.8.4.2.2 Operation Definition

This operation shall support the request data structures specified in table 6.1.3.8.4.2.2-1 and the response data structure and response codes specified in table 6.1.3.8.4.2.2-2.

**Table 6.1.3.8.4.2.2-1: Data structures supported by the POST Request Body on this resource**

Data type	P	Cardinality	Description
N2InformationTransferReqData	M	1	Representation of the data to be sent to the 5G-AN node(s) by the AMF.

**Table 6.1.3.8.4.2.2-2: Data structures supported by the POST Response Body on this resource**

Data type	P	Cardinality	Response codes	Description
N2InformationTransferRspData	M	1	200 OK	Indicates AMF has successfully initiated the transferring of N2 Information to the AN..
N2InformationTransferError	M	1	400 Bad Request	The "cause" attribute shall be set to one of the errors defined in Table 5.2.7.2-1 of 3GPP TS 29.500 [4].
N2InformationTransferError	M	1	403 Forbidden	The "cause" attribute shall be set to one of the following application errors: - UNSPECIFIED See table 6.1.7.3-1 for the description of these errors.
N2InformationTransferError	M	1	404 Not Found	The "cause" attribute shall be set to one of the following application errors: - CONTEXT_NOT_FOUND See table 6.1.7.3-1 for the description of these errors.
N2InformationTransferError	M	1	500 Internal Server Error	The "cause" attribute shall be set to one of the errors defined in Table 5.2.7.2-1 of 3GPP TS 29.500 [4].
N2InformationTransferError	M	1	503 Service Unavailable	The "cause" attribute shall be set to one of the errors defined in Table 5.2.7.2-1 of 3GPP TS 29.500 [4].

## 6.1.3.9 Resource: Non UE N2Messages Subscriptions Collection

## 6.1.3.9.1 Description

This resource represents the collection on which individual subscriptions for non UE N2 messages from the 5G-AN are stored. This resource is modelled with the Collection resource archetype (see subclause C.2 of 3GPP TS 29.501 [5]).

## 6.1.3.9.2 Resource Definition

Resource URI: {apiRoot}/namf-comm/v1/non-ue-n2-messages/subscriptions

This resource shall support the resource URI variables defined in table 6.1.3.9.2-1.

**Table 6.1.3.9.2-1: Resource URI variables for this resource**

Name	Definition
apiRoot	See subclause 6.1.1

## 6.1.3.9.3 Resource Standard Methods

## 6.1.3.9.3.1 POST

This method creates an individual N2 information subscription resource for non UE related N2 information. This method is used by NF Service Consumers (e.g. LMF, CBCF/PWS-IWF) to subscribe for notifications about non UE related N2 Information from a specific 5G-AN node, or from any 5G-AN node.

This method shall support the request data structures specified in table 6.1.3.9.3.1-2 and the response data structures and response codes specified in table 6.1.3.9.3.1-3.

**Table 6.1.3.9.3.1-2: Data structures supported by the POST Request Body on this resource**

Data type	P	Cardinality	Description
NonUeN2InfoSubscriptionCreateData	M	1	Representation of the subscription for N2 information notification.

**Table 6.1.3.9.3.1-3: Data structures supported by the POST Response Body on this resource**

Data type	P	Cardinality	Response codes	Description
NonUeN2InfoSubscriptionCreatedData	M	1	201 Created	This case represents the successful creation of the subscription for N2 information notification.  Upon success, a response body is returned containing the representation describing the status of the request. The Location header shall carry the location (URI) of the created subscription resource.
ProblemDetails	M	1	403 Forbidden	If the NF Service Consumer is not authorized to subscribe for non UE N2 message notifications, the AMF shall return this status code with the ProblemDetails

#### 6.1.3.9.4 Resource Custom Operations

There are no custom operations supported on this resource.

#### 6.1.3.10 Resource: Non UE N2 Message Notification Individual Subscription

##### 6.1.3.10.1 Description

This resource represents the individual subscription for the notifications of non UE specific N2 message types (e.g. NRPPa, PWS Notifications). This resource is modelled with the Store resource archetype (see subclause C.3 of 3GPP TS 29.501 [5]).

##### 6.1.3.10.2 Resource Definition

Resource URI: {apiRoot}/namf-comm/v1/non-ue-n2-messages/subscriptions/{n2NotifySubscriptionId}

This resource shall support the resource URI variables defined in table 6.1.3.10.2-1.

**Table 6.1.3.7.2-1: Resource URI variables for this resource**

Name	Definition
apiRoot	See subclause 6.1.1
n2NotifySubscriptionId	Represents the individual subscription to the non UE specific N2 message notification.

##### 6.1.3.10.3 Resource Standard Methods

###### 6.1.3.10.3.1 DELETE

This method deletes an individual N2 message notification subscription resource for non UE associated N2 information. This method is used by NF Service Consumers (e.g. LMF) to unsubscribe for notifications about non UE related N2 information.

This method shall support the request data structures specified in table 6.1.3.10.3.1-2 and the response data structures and response codes specified in table 6.1.3.10.3.1-3.

**Table 6.1.3.10.3.1-2: Data structures supported by the DELETE Request Body on this resource**

Data type	P	Cardinality	Description
n/a			



**Table 6.1.3.10.3.1-3: Data structures supported by the DELETE Response Body on this resource**

Data type	P	Cardinality	Response codes	Description
n/a			204 No Content	

#### 6.1.3.10.4 Resource Custom Operations

There are no custom operations supported on this resource.

### 6.1.4 Custom Operations without associated resources

There are no custom operations without associated resources supported on Namf\_Communication Service.

### 6.1.5 Notifications

#### 6.1.5.1 General

The notifications provided by the Namf\_Communication service are specified in this clause.

#### 6.1.5.2 AMF Status Change Notification

##### 6.1.5.2.1 Description

If a NF service consumer (e.g. SMF) has subscribed to AMF Status Change on Namf\_Communication Service, when AMF aware of a change of its own status, AMF shall create a notification including the current state, and shall deliver the notification to the call-back URI, following Subscribe/Notify mechanism defined in 3GPP TS 29.501 [2].

##### 6.1.5.2.2 Notification Definition

Call-back URI: {amfStatusCallbackUri}

Call-back URI is provided by NF Service Consumer during creation of the subscription.

##### 6.1.5.2.3 Notification Standard Methods

###### 6.1.5.2.3.1 POST

This method shall support the request data structures specified in table 6.1.5.2.3.1-1 and the response data structures and response codes specified in table 6.1.5.2.3.1-2.

**Table 6.1.5.2.3.1-1: Data structures supported by the POST Request Body**

Data type	P	Cardinality	Description
AmfStatusChangeNotification	M	1	Representation of the AMF status change notification.

**Table 6.1.5.2.3.1-2: Data structures supported by the POST Response Body**

Data type	P	Cardinality	Response codes	Description
n/a			204 No Content	This case represents a successful notification of the AMF status change.
ProblemDetails	M	1	404 Not Found	This case represents the failure of the notification due to the context is not found.  The "cause" attribute shall be set to: - CONTEXT_NOT_FOUND

### 6.1.5.3 Non UE N2 Information Notification

#### 6.1.5.3.1 Description

This resource represents the callback reference provided by the NF Service Consumer (e.g. LMF, CBCF/PWS-IWF) to receive notifications about N2 information that are not related to a UE.

#### 6.1.5.3.2 Notification Definition

Callback URI: {n2NotifyCallbackUri}

This notification shall support the resource URI variables defined in table 6.1.5.2.2-1.

**Table 6.1.5.3.2-1: Resource URI variables for this notification**

Name	Definition
n2NotifyCallbackUri	Callback reference provided by the NF Service Consumer during the subscription to this notification.

#### 6.1.5.3.3 Notification Standard Methods

##### 6.1.5.3.3.1 POST

This method sends an N2 information notification to the NF Service Consumer (e.g. LMF, CBCF/PWS-IWF).

This method shall support the request data structures specified in table 6.1.5.3.3.1-2 and the response data structures and response codes specified in table 6.1.5.3.3.1-3.

**Table 6.1.5.3.3.1-2: Data structures supported by the POST Request Body**

Data type	P	Cardinality	Description
N2InformationNotification	M	1	Representation of the N2 information notification.

**Table 6.1.5.3.3.1-3: Data structures supported by the POST Response Body**

Data type	P	Cardinality	Response codes	Description
n/a			204 No Content	This case represents a successful notification of the N2 information to the NF service consumer.

### 6.1.5.4 N1 Message Notification

#### 6.1.5.4.1 Description

This resource represents the callback reference provided by the NF Service Consumer (e.g. LMF) to receive notifications about N1 message from the UE (e.g. LPP messages).

#### 6.1.5.4.2 Notification Definition

Callback URI: { n1NotifyCallbackUri }

Callback URI is provided by the NF Service Consumer during the subscription to this notification. . The callback URI for N1 message notification may also be obtained from the NRF, if the NF Service Consumer has registered it in the NF Profile with the NRF.

#### 6.1.5.4.3 Notification Standard Methods

##### 6.1.5.4.3.1 POST

This method sends an N1 message notification to the NF Service Consumer (e.g. LMF).

This method shall support the request data structures specified in table 6.1.5.4.3.1-2 and the response data structures and response codes specified in table 6.1.5.4.3.1-3.

**Table 6.1.5.4.3.1-2: Data structures supported by the POST Request Body**

Data type	P	Cardinality	Description
N1MessageNotification	M	1	Representation of the N1 message notification.

**Table 6.1.5.4.3.1-3: Data structures supported by the POST Response Body**

Data type	P	Cardinality	Response codes	Description
n/a			204 No Content	This case represents a successful notification of the N1 message to the NF service consumer.
ProblemDetails	M	1	403 Forbidden	This case represents, the NF service consumer failing to accept the processing of the notified N1 message. The detailed information shall be provided in the ProblemDetails structure.

## 6.1.5.5 UE Specific N2 Information Notification

### 6.1.5.5.1 Description

This resource represents the callback reference provided by the NF Service Consumer (e.g. LMF) to receive notifications about UE specific N2 information.

### 6.1.5.5.2 Notification Definition

Resource URI: {n2NotifyCallbackUri}

Callback URI is provided by the NF Service Consumer during the subscription to this notification.

### 6.1.5.5.3 Notification Standard Methods

#### 6.1.5.5.3.1 POST

This method sends an N2 information notification to the NF Service Consumer (e.g. LMF).

This method shall support the request data structures specified in table 6.1.5.5.3.1-2 and the response data structures and response codes specified in table 6.1.5.5.3.1-3.

**Table 6.1.5.5.3.1-2: Data structures supported by the POST Request Body**

Data type	P	Cardinality	Description
N2InformationNotification	M	1	Representation of the N2 information notification.

**Table 6.1.5.5.3.1-3: Data structures supported by the POST Response Body**

Data type	P	Cardinality	Response codes	Description
n/a			204 No Content	This case represents a successful notification of the N2 information to the NF service consumer.
N2InfoNotificationRspData	M	1	200 OK	This case represents a successful notification of the N2 information to the NF service consumer when information needs to be returned in the response.

## 6.1.5.6 N1N2 Transfer Failure Notification

### 6.1.5.6.1 Description

This resource represents the callback reference provided by the NF Service Consumer (e.g. SMF) to receive notifications about failure to deliver N1 / N2 message.

### 6.1.5.6.2 Notification Definition

Resource URI: {n1n2MessageTransferFailureNotifyCallbackUri}

Callback URI is provided by the NF Service Consumer during the UE specific N1N2MessageTransfer operation (see subclause 6.1.3.5.3.1).

### 6.1.5.6.3 Notification Standard Methods

#### 6.1.5.6.3.1 POST

This method sends an N1/N2 message transfer failure notification to the NF Service Consumer (e.g. SMF).

This method shall support the request data structures specified in table 6.1.5.6.3.1-1 and the response data structures and response codes specified in table 6.1.5.6.3.1-3.

**Table 6.1.5.6.3.1-1: Data structures supported by the POST Request Body**

Data type	P	Cardinality	Description
N1N2MsgTxfrFailureNotification	M	1	Representation of the N1/N2 message transfer failure notification.  If the N1/N2 Message transfer has failed due to UE not responding to paging, the "cause" attribute shall be set to cause value: <ul style="list-style-type: none"> <li>- UE_NOT_RESPONDING</li> <li>- UE_NOT_REACHABLE_FOR_SESSION</li> </ul>

**Table 6.1.5.6.3.1-2: Data structures supported by the POST Response Body**

Data type	P	Cardinality	Response codes	Description
n/a			204 No Content	This case represents a successful notification of the N1 / N2 message transfer to the NF service consumer.

#### 6.1.5.7 Void

## 6.1.6 Data Model

### 6.1.6.1 General

This subclause specifies the application data model supported by the API.

Table 6.1.6.1-1 specifies the data types defined for the Namf\_Communication service based interface protocol.

**Table 6.1.6.1-1: Namf\_Communication specific Data Types**

Data type	Section defined	Description
SubscriptionData	6.1.6.2.2	Information within AMFStatusChangeSubscribe
AmfStatusChangeNotification	6.1.6.2.3	Information within AMFStatusChangeNotify
AmfStatusInfo	6.1.6.2.4	Information within AMFStatusChangeNotify
AssignEbiData	6.1.6.2.5	Represents information needed for AMF to assign EBIs.
AssignedEbiData	6.1.6.2.6	Represents successful assignment of EBI(s).
AssignEbiFailed	6.1.6.2.7	Represents failed assignment of EBI(s)
UEContextRelease	6.1.6.2.8	Information within ReleaseUeContext
N2InformationTransferReqData	6.1.6.2.9	N2 information requested to be transferred to 5G AN.
NonUeN2InfoSubscriptionCreateData	6.1.6.2.10	Subscription information for non UE specific N2 information notification.
NonUeN2InfoSubscriptionCreatedData	6.1.6.2.11	The created subscription for non UE specific N2 information notification.
UeN1N2InfoSubscriptionCreateData	6.1.6.2.12	Subscription information for UE specific N1 and/or N2 information notification.
UeN1N2InfoSubscriptionCreatedData	6.1.6.2.13	The created subscription for UE specific N1 and/or N2 information notification.
N2InformationNotification	6.1.6.2.14	N2 information for notification.
N2InfoContainer	6.1.6.2.15	N2 information container.
N1MessageNotification	6.1.6.2.16	N1 message notification data structure.
N1MessageContainer	6.1.6.2.17	N1 Message Container
N1N2MessageTransferReqData	6.1.6.2.18	N1/N2 message container
N1N2MessageTransferRspData	6.1.6.2.19	N1/N2 message transfer response
RegistrationContextContainer	6.1.6.2.20	Registration Context Container used to send the UE context information, N1 message from UE, AN address etc during Registration with AMF re-allocation procedure.
AreaOfValidity	6.1.6.2.21	Area of validity information for N2 information transfer
UeContextTransferReqData	6.1.6.2.23	Represents to start transferring of an individual ueContext resource from old AMF to new AMF.
UeContextTransferRspData	6.1.6.2.24	Indicates the transferring of the individual ueContext resource is started successfully.
UeContext	6.1.6.2.25	Represents an individual ueContext resource
N2SmInformation	6.1.6.2.26	Represents the session management SMF related N2 information data part.
N2InfoContent	6.1.6.2.27	Represents a transparent N2 information content to be relayed by AMF.
NrppaInformation	6.1.6.2.28	Represents a NRPPa related N2 information data part.
PwsInformation	6.1.6.2.29	Represents a PWS related information data part.
N1N2MsgTxfrFailureNotification	6.1.6.2.30	N1/N2 Message Transfer Failure Notification
N1N2MessageTransferError	6.1.6.2.31	N1/N2 Message Transfer Error
N2N2MsgTxfrErrDetail	6.1.6.2.32	N1/N2 Message Transfer Error Details
N2InformationTransferRspData	6.1.6.2.33	Indicates a successful delivery of N2 Information to the AN.
MmContext	6.1.6.2.34	Represents a Mobility Management Context in UE Context
SeafData	6.1.6.2.35	Represents SEAF data derived from data received from AUSF
NasSecurityMode	6.1.6.2.36	Indicates the NAS Security Mode
PduSessionContext	6.1.6.2.37	Represents a PDU Session Context in UE Context
NssaiMapping	6.1.6.2.38	Represents a map of a S-NSSAI in serving PLMN to a S-NSSAI in home PLMN.
UeRegStatusUpdateReqData	6.1.6.2.39	Provides information on the UE registration completion at a target AMF.
AssignEbiError	6.1.6.3.40	Represents the details regarding EBI assignment failure.
UeContextCreateData	6.1.6.2.41	Indicates a request to create an individual ueContext resource
UeContextCreatedData	6.1.6.2.42	Indicates a successful creation of an individual ueContext resource
UeContextCreateError	6.1.6.2.43	Represents an error when creating a UE context
NgRanTargetId	6.1.6.2.44	Indicates a NG RAN as target of the handover
N2InformationTransferError	6.1.6.2.45	Error within NonUeN2MessageTransfer response
PWSResponseData	6.1.6.2.46	Represents the type of PWS
PWSErrorData	6.1.6.2.47	Represents the type of PWS error

NgKsi	6.1.6.2.49	Represents the ngKSI (see 3GPP TS 33.501 [27])
KeyAmf	6.1.6.2.50	Represents the $K_{amf}$ or $K'_{amf}$ . (see 3GPP TS 33.501 [27]).
ExpectedUeBehavior	6.1.6.2.51	Represents the expected UE behavior (e.g. UE moving trajectory) and its validity period.
UeRegStatusUpdateRspData	6.1.6.2.52	Provides the status of UE context transfer status update at a source AMF.
N2RanInformation	6.1.6.2.53	Represents the RAN related N2 information data part.
N2InfoNotificationRspData	6.1.6.2.54	N2 information notification response data
EpsBearerId	6.1.6.3.2	EPS Bearer Identifier
Ppi	6.1.6.3.2	Paging Policy Indicator
NasCount	6.1.6.3.2	Represents a NAS COUNT
5GMmCapability	6.1.6.3.2	Represents a 5GMM capability
UeSecurityCapability	6.1.6.3.2	Represents a UE Security Capability
S1UeNetworkCapability	6.1.6.3.2	Represents a S1 UE Network Capability
DrxParameter	6.1.6.3.2	Indicates the UE DRX Parameters
OmcIdentifier	6.1.6.3.2	Represents the OMC Identifier
StatusChange	6.1.6.3.3	
N2InformationClass	6.1.6.3.4	
N1MessageClass	6.1.6.3.5	
N1N2MessageTransferCause	6.1.6.3.6	
UeContextTransferStatus	6.1.6.3.7	Describes the status of an individual ueContext resource in UE Context Transfer procedures
N2InformationTransferResult	6.1.6.3.8	Describes the result of N2 information transfer by AMF to the AN.
CipheringAlgorithm	6.1.6.3.9	Indicates the supported Ciphering Algorithm
IntegrityAlgorithm	6.1.6.3.10	Indicates the supported Integrity Algorithm
SmsSupport	6.1.6.3.11	Indicates the supported SMS delivery of a UE.
ScType	6.1.6.3.12	Indicates the security context type.
KeyAmfType	6.1.6.3.13	Indicates the $K_{amf}$ type.
TransferReason	6.1.6.3.14	Indicates UE Context Transfer Reason
AMPolicyReqTrigger	6.1.6.3.15	AM Policy Request Triggers
RatSelector	6.1.6.3.16	Indicates the RAT type for the transfer of N2 information
NgapleType	6.1.6.3.17	Indicates the supported NGAP IE types
N2InfoNotifyReason	6.1.6.3.18	N2 Information Notify Reason

Table 6.1.6.1-2 specifies data types re-used by the Namf service based interface protocol from other specifications, including a reference to their respective specifications and when needed, a short description of their use within the Namf service based interface.

**Table 6.1.6.1-2: Namf re-used Data Types**

Data type	Reference	Comments
Snsai	3GPP TS 29.571 [6]	
Arp	3GPP TS 29.571 [6]	
PduSesisonId	3GPP TS 29.571 [6]	
Guami	3GPP TS 29.571 [6]	Globally Unique AMF Identifier
AmfName	3GPP TS 29.571 [6]	The name of the AMF
Supi	3GPP TS 29.571 [6]	Subscription Permanent Identifier
IndicationFlags	3GPP TS 29.502 [16]	Indication Flags
Cause	3GPP TS 29.571 [6]	5G-AN Cause
ProblemDetails	3GPP TS 29.571 [6]	Detailed problems in failure case
supportedFeatures	3GPP TS 29.571 [6]	Supported Features
TimeZone	3GPP TS 29.571 [6]	
UserLocation	3GPP TS 29.571 [6]	
AccessType	3GPP TS 29.571 [6]	
AllowedNssai	3GPP TS 29.531 [18]	
NfInstancelId	3GPP TS 29.571 [6]	
Uri	3GPP TS 29.571 [6]	
Ecgi	3GPP TS 29.571 [6]	EUTRA Cell Identifier
Ncgi	3GPP TS 29.571 [6]	NR Cell Identifier
Uint16	3GPP TS 29.571 [6]	
5Qi	3GPP TS 29.571 [6]	5G QoS Identifier
CorrelationID	3GPP TS 29.572 [25]	LCS Correlation ID
Pei	3GPP TS 29.571 [6]	
Dnn	3GPP TS 29.571 [6]	
Gpsi	3GPP TS 29.571 [6]	
GroupId	3GPP TS 29.571 [6]	
PlmnId	3GPP TS 29.571 [6]	
RfspIndex	3GPP TS 29.571 [6]	
EbiArpMapping	3GPP TS 29.502 [16]	EBI - ARP mapping
NsId	3GPP TS 29.531 [18]	
TraceData	3GPP TS 29.571 [6]	Trace control and configuration parameters
ConfiguredSnsai	3GPP TS 29.531 [18]	
NgApCause	3GPP TS 29.571 [6]	Represents the NG AP cause IE
Area	3GPP TS 29.571 [6]	
ServiceAreaRestriction	3GPP TS 29.571 [6]	
CoreNetworkType	3GPP TS 29.571 [6]	
Ambr	3GPP TS 29.571 [6]	
GlobalRanNodId	3GPP TS 29.571 [6]	
NfGroupId	3GPP TS 29.571 [6]	Network Function Group Id

## 6.1.6.2 Structured data types

### 6.1.6.2.1 Introduction

Structured data types used in Namf\_Communication service are specified in this clause.

### 6.1.6.2.2 Type: SubscriptionData

**Table 6.1.6.2-1: Definition of type SubscriptionData**

Attribute name	Data type	P	Cardinality	Description
amfStatusUri	Uri	M	1	This IE shall include the callback URI to receive notification of AMF status change.
guamiList	array(Guami)	C	1..N	This IE shall be absent for subscribing to status change for any GUAMI supported by the AMF, it shall be present for subscribing to specific GUAMIs supported by the AMF.



## 6.1.6.2.3 Type: AmfStatusChangeNotification

**Table 6.1.6.2.3-1: Definition of type AmfStatusChangeNotification**

Attribute name	Data type	P	Cardinality	Description
amfStatusInfoList	array(AmfStatusInfo)	M	1..N	This IE shall contain the status change information about the AMF

## 6.1.6.2.4 Type: AmfStatusInfo

**Table 6.1.6.2.4-1: Definition of type AmfStatusInfo**

Attribute name	Data type	P	Cardinality	Description
guamiList	array(Guami)	M	1..N	This IE shall contain the GUAMIs
statusChange	StatusChange	M	1	This IE shall contain the Status change of the related GUAMIs
targetAmfRemoval	AmfName	C	0..1	This IE shall contain the AMF Name of the target AMF in the AMF planned removal without UDSF scenario
targetAmfFailure	AmfName	C	0..1	This IE shall contain the AMF Name of the target AMF in the AMF Auto-recovery without UDSF scenario.

## 6.1.6.2.5 Type: AssignEbiData

**Table 6.1.6.2.5-1: Definition of type AssignEbiData**

Attribute name	Data type	P	Cardinality	Description
pduSessionId	PduSessionId	M	1	Represents the identifier of the PDU Session requesting EBI(s) to be assigned.
arpList	array(Arp)	C	1..N	This IE shall be present if the NF Service Consumer (e.g. SMF) requests the AMF to assign EBI(s) for the PDU session. When present, this IE shall contain the ARP list mapped to the QoS flow(s) for which EBI(s) are requested.
releasedEbiList	array(EpsBearerId)	C	1..N	This IE shall be present if the NF Service Consumer (e.g. SMF) needs to release the assigned EBI(s) from QoS flows (e.g. when the QoS flow is released).

## 6.1.6.2.6 Type: AssignedEbiData

**Table 6.1.6.2.6-1: Definition of type AssignedEbiData**

Attribute name	Data type	P	Cardinality	Description
pduSessionId	PduSessionId	M	1	Represents the identifier of the PDU Session requesting EBI(s) to be assigned.
assignedEbiList	array(EbiArpMapping)	M	0..N	This IE shall be present if the AMF assigned the requested EBI(s). This IE shall contain the successfully assigned EBIs.
failedArpList	array(Arp)	C	1..N	This IE shall be present if the AMF fails to allocate EBIs for a set of ARP(s).
releasedEbiList	array(EpsBearerId)	C	1..N	This IE shall be present if the NF Service Consumer requested the release of EBI(s) or if the AMF revoked an already assigned EBI towards the same PDU session. This IE shall contain the list of EBI(s) released at the AMF.

## 6.1.6.2.7 Type: AssignEbiFailed

**Table 6.1.6.2.7-1: Definition of type AssignEbiFailed**

Attribute name	Data type	P	Cardinality	Description
pduSessionId	PduSessionId	M	1	Represents the identifier of the PDU Session requesting EBI(s) to be assigned.
failedArpList	array(Arp)	C	1..N	This IE shall be present if the AMF fails to allocate EBIs for a set of ARPs.

## 6.1.6.2.8 Type: UEContextRelease

**Table 6.1.6.2.8-1: Definition of type UEContextRelease**

Attribute name	Data type	P	Cardinality	Description
supi	Supi	C	0..1	This IE shall be present if the UE is emergency registered and the SUPI is not authenticated.
unauthenticatedSupi	boolean	C	0..1	When present, this IE shall be set as follows: <ul style="list-style-type: none"> <li>- true: unauthenticated SUPI;</li> <li>- false (default): authenticated SUPI.</li> </ul> This IE shall be present if the SUPI is present in the message but is not authenticated and is for an emergency registered UE.
ngapCause	NgApCause	M	1	This IE shall contain the cause value received from the source 5G-AN in the handover Cancel message received over the NGAP interface.

## 6.1.6.2.9 Type: N2InformationTransferReqData

**Table 6.1.6.2.9-1: Definition of type N2InformationTransferReqDataTransfer**

Attribute name	Data type	P	Cardinality	Description
taiList	array(Tai)	C	1..N	This IE shall be included if the N2 information needs to be sent to the 5G-AN nodes that serve the list of tracking areas provided.
ratSelector	RatSelector	C	0..1	This IE shall be included to indicate if the N2 information shall be transferred to ng-eNBs or gNBs exclusively.
ecgiList	array(Ecgi)	C	1..N	This IE shall be included if the N2 information needs to be sent to the 5G-AN nodes that correspond to the list of EUTRA cell Ids provided.
ncgiList	array(Ncgi)	C	1..N	This IE shall be included if the N2 information needs to be sent to the 5G-AN nodes that correspond to the list of NR cell Ids provided.
globalRanNodeList	array(GlobalRanNodeId)	C	1..N	This IE shall be included if the N2 information needs to be sent to the list of RAN nodes provided.
n2Information	N2InfoContainer	M	1	This IE includes the information to be sent on the N2 interface to the identified 5G-AN nodes and additional information required for the processing of the message by the AMF.
supportedFeatures	SupportedFeatures	C	0..1	This IE shall be present if at least one optional feature defined in subclause 6.1.8 is supported.

## 6.1.6.2.10 Type: NonUeN2InfoSubscriptionCreateData

**Table 6.1.6.2.10-1: Definition of type NonUeN2InfoSubscriptionCreateData**

Attribute name	Data type	P	Cardinality	Description
globalRanNodeList	array(GlobalRanNodeId)	C	1..N	This IE shall be included if the subscription is for N2 information from RAN node(s) for which the N2 information notification is subscribed (i.e N3IWF identifier or gNB identifier or Ng-eNB identifier).
anTypeList	array(AccessType)	C	1..N	This IE shall be included, if the globalRanNodeId IE is not included and if the N2 information from a specific access network needs to be subscribed. When included this IE shall contain the access type of the access network from which Non UE specific N2 information is to be notified.
n2InformationClass	N2InformationClass	M	1	This IE represents the class of N2 information that the NF Service Consumer requires to be notified.
n2NotifyCallbackUri	Uri	M	1	This IE represents the callback URI on which the N2 information shall be notified.
nflid	NflInstanceId	C	0..1	This IE shall be present if the subscription is for "NRPPa" N2 information class and/or "LPP" N1 information class. When present, this IE shall carry the value to be used for NGAP "Routing ID" IE, which identifies the Network Function (e.g. LMF) instance handling the NRPPa and/or LPP data.
supportedFeatures	SupportedFeatures	C	0..1	This IE shall be present if at least one optional feature defined in subclause 6.1.8 is supported.

## 6.1.6.2.11 Type: NonUeN2InfoSubscriptionCreatedData

**Table 6.1.6.2.11-1: Definition of type NonUeN2InfoSubscriptionCreatedData**

Attribute name	Data type	P	Cardinality	Description
n2NotifySubscriptionId	string	M	1	Represents the Id created by the AMF for the subscription to notify a non UE related N2 information.
supportedFeatures	SupportedFeatures	C	0..1	This IE shall be present if at least one optional feature defined in subclause 6.1.8 is supported.

## 6.1.6.2.12 Type: UeN1N2InfoSubscriptionCreateData

Table 6.1.6.2.12-1: Definition of type UeN1N2InfoSubscriptionCreateData

Attribute name	Data type	P	Cardinality	Description
n2InformationClass	N2InformationClass	C	1	This IE shall be present if the NF service consumer subscribes for a N2 information notification. This IE represents the class of N2 information that the NF Service Consumer requires to be notified.
n2NotifyCallbackUri	Uri	C	1	This IE shall be present if the NF service consumer subscribes for a N2 information notification. This IE represents the callback URI on which the N2 information shall be notified.
n1MessageClass	N1MessageClass	C	1	This IE shall be present if the NF service consumer subscribes for a N1 message notification. This IE represents the class of N1 message that the NF Service Consumer requires to be notified.
n1NotifyCallbackUri	Uri	C	1	This IE shall be present if the NF service consumer subscribes for a N1 message notification. This IE represents the callback URI on which the N1 message shall be notified.
nfld	NfInstancelid	C	0..1	This IE shall be present if the subscription is for "NRPPa" N2 information class and/or "LPP" N1 information class. When present, this IE shall carry the value to be used for NGAP "Routing ID" IE, which identifies the Network Function (e.g. LMF) instance handling the NRPPa and/or LPP data.
supportedFeatures	SupportedFeatures	C	0..1	This IE shall be present if at least one optional feature defined in subclause 6.1.8 is supported.

## 6.1.6.2.13 Type: UeN1N2InfoSubscriptionCreatedData

Table 6.1.6.2.13-1: Definition of type UeN1N2InfoSubscriptionCreatedData

Attribute name	Data type	P	Cardinality	Description
n1n2NotifySubscriptionId	string	M	1	Represents the Id created by the AMF for the subscription to notify a UE related N1/N2 information.
supportedFeatures	SupportedFeatures	C	0..1	This IE shall be present if at least one optional feature defined in subclause 6.1.8 is supported.

## 6.1.6.2.14 Type: N2InformationNotification

**Table 6.1.6.2.14-1: Definition of type N2InformationNotification**

Attribute name	Data type	P	Cardinality	Description
n2NotifySubscriptionId	string	M	1	Represents the subscription Id for which the notification is generated. The NF Service Consumer uses this to co-relate the notification against a corresponding subscription.
n2InfoContainer	N2InfoContainer	C	0..1	This IE shall be present, except during Inter NG-RAN node N2 based handover procedure (see subclause 5.2.2.3.6.2).  When present, this IE shall contain the N2 information related to the corresponding N2 information class.
toReleaseSessionList	array(PduSessionId)	C	1..N	This IE shall be present during N2 based handover procedure, if there are any PDU session(s) associated with Network Slice(s) which become no longer available.  When present, this IE shall include all the PDU session(s) associated with no longer available S-NSSAI(s).
lcsCorrelationId	CorrelationID	C	0..1	This IE shall be present, if an LCS correlation identifier is received in corresponding N1/N2 Message Transfer service operation.  When present, this IE shall carry the LCS correlation identifier.
notifyReason	N2InfoNotifyReason	C	0..1	This IE shall be present, if "n2InfoContainer" attribute is not present; this IE may be present otherwise.  When present, this IE indicates the reason for the N2 information notification.

## 6.1.6.2.15 Type: N2InfoContainer

**Table 6.1.6.2.15-1: Definition of type N2InfoContainer**

Attribute name	Data type	P	Cardinality	Description
n2InformationClass	N2InformationClasses	M	1	This IE represents the class of N2 information to be transferred.
smInfo	N2SmInformation	C	0..1	This IE shall be present if session management N2 information is to be transferred. When present, it represents a session management SMF related N2 information data part.
ranInfo	N2RanInformation	C	0..1	This IE shall be present if RAN related N2 information is to be transferred (i.e. n2InformationClass is "RAN"). When present, it shall contain the RAN related N2 information data part.
nrppaInfo	NrppaInformation	C	0..1	This IE shall be present if location service related N2 information is to be transferred. When present, it represents a NRPPa related N2 information data part.
pwsInfo	PwsInformation	C	0..1	This IE shall be present if PWS related N2 information is to be transferred.

## 6.1.6.2.16 Type: N1MessageNotification

Table 6.1.6.2.16-1: Definition of type N1MessageNotification

Attribute name	Data type	P	Cardinality	Description
n1NotifySubscriptionId	string	C	0..1	Represents the subscription Id for which the notification is generated. The NF Service Consumer uses this to correlate the notification against a corresponding subscription. If the notification is due to an implicit subscription via NRF, then the value shall be set as "implicit". This IE shall be present if the notification is based on a subscription to N1MessageNotification. An exception is for the case when initial AMF forwards NAS message to target AMF during AMF re-allocation procedure.
n1MessageContainer	N1MessageContainer	M	1	Contains the N1 message class and N1 message content.
lcsCorrelationId	CorrelationID	O	0..1	If the N1 message notified is for LCS procedures, the NF Service Producer (e.g. AMF) may include an LCS correlation identifier.
registrationCtxContainer	RegistrationContextContainer	C	0..1	If the N1 message notified is of type 5GMM (i.e. during Registration with AMF re-allocation procedure), the NF Service Producer (e.g. AMF) shall include this IE, if available.

## 6.1.6.2.17 Type: N1MessageContainer

Table 6.1.6.2.17-1: Definition of type N1MessageContainer

Attribute name	Data type	P	Cardinality	Description
n1MessageClass	N1MessageClass	M	1	This IE shall contain the N1 message class for the message content specified in n1MessageContent.
n1MessageContent	RefToBinaryData	M	1	This IE shall reference the N1 message binary data corresponding to the n1MessageClass. See 3GPP TS 24.501 [11]. See subclause 6.1.6.4.2.
nflId	NflInstanceid	C	0..1	This IE shall be present when the n1MessageClass IE is set to "LPP". When present, this IE shall carry the identifier of the Network Function (e.g. LMF) instance sending or receiving the LPP data.

## 6.1.6.2.18 Type: N1N2MessageTransferReqData

Table 6.1.6.2.18-1: Definition of type N1N2MessageTransferReqData

Attribute name	Data type	P	Cardinality	Description
n1MessageContainer	N1MessageContainer	C	0..1	This IE shall be included if a N1 message needs to be transferred.
n2InfoContainer	N2InfoContainer	C	0..1	This IE shall be included if a N2 information needs to be transferred.
skipInd	boolean	C	0..1	This IE shall be present and set to "true" if the service consumer (e.g. SMF) requires the N1 message to be sent to the UE only when UE is in CM-CONNECTED, e.g. during SMF initiated PDU session release procedure (see subclause 4.3.4.2 of 3GPP TS 23.502 [2]).  When present, this IE shall be set as following: - true: AMF should skip sending N1 message to UE, when the UE is in CM-IDLE. - false (default): the AMF shall send the N1 message to the UE.
lastMsgIndication	boolean	O	0..1	This flag when present shall indicate that the message transferred is the last message. (See subclause 4.13.3.3 of 3GPP TS 23.502 [2]).
pduSessionId	PduSessionId	O	0..1	PDU Session ID for which the N1 / N2 message is sent, if the N1 / N2 message class is SM.
lcsCorrelationId	CorrelationID	O	0..1	LCS Correlation ID, for which the N1 message is sent, if the N1 message class is LPP (see subclause 4.13.5.4 of 3GPP TS 23.502 [2]).
ppi	Ppi	O	0..1	This IE when present shall indicate the Paging policy to be applied. The paging policies are configured at the AMF.
arp	Arp	O	0..1	This IE when present shall indicate the Allocation and Retention Priority of the PDU session for which the N1/N2 message transfer is initiated. This IE shall not be present when the N1/N2 message class is not SM.
5qi	5Qi	O	0..1	This IE when present shall indicate the 5QI associated with the PDU session for which the N1 / N2 message transfer is initiated. This IE shall not be present when the N1/N2 message class is not SM.
n1n2FailureTxfNotifURI	Uri	O	0..1	If included, this IE represents the callback URI on which the AMF shall notify the N1/N2 message transfer failure.
smfReallocationInd	boolean	O	0..1	This IE shall indicate that the SMF is requested to be reallocated (see subclause 4.3.5.2 of 3GPP TS 23.502 [2]). When present, this IE shall be set as follows: - true: the SMF is requested to be reallocated. - false (default): the SMF is not requested to be reallocated.
areaOfValidity	AreaOfValidity	O	0..1	This IE represents the list of TAs where the provided N2 information is valid. See subclause 5.2.2.7 and 4.2.3.3 of 3GPP TS 23.502 [3].
supportedFeatures	SupportedFeatures	C	0..1	This IE shall be present if at least one optional feature defined in subclause 6.1.8 is supported.
NOTE: For N1 message class "UPDP", as per 3GPP TS 24.501 [11] Annex D, the messages between UE and PCF carry PTI which is used by the PCF to correlate the received N1 message in the notification with a prior transaction initiated by the PCF.				

## 6.1.6.2.19 Type: N1N2MessageTransferRspData

Table 6.1.6.2.19-1: Definition of type N1N2MessageTransferRspData

Attribute name	Data type	P	Cardinality	Description
cause	N1N2MessageTransferCause	M	1	This IE shall provide the result of the N1/N2 message transfer processing at the AMF.
supportedFeatures	SupportedFeatures	C	0..1	This IE shall be present if at least one optional feature defined in subclause 6.1.8 is supported.

## 6.1.6.2.20 Type: RegistrationContextContainer

Table 6.1.6.2.20-1: Definition of type RegistrationContextContainer

Attribute name	Data type	P	Cardinality	Description
ueContext	UeContext	M	1	This IE shall contain the UE Context information.
localTimeZone	TimeZone	O	0..1	This IE contains the time zone UE is currently located.
anType	AccessType	M	1	This IE shall contain the current access type of the UE.
anN2Apld	Integer	M	1	This IE shall contain the RAN UE NGAP ID over N2 interface.
ranNodeId	GlobalRanNodeId	M	1	This IE shall contain the Global RAN Node ID. The IE shall contain either the gNB ID or the NG-eNB ID.
initialAmfName	AmfName	M	1	This IE shall contain the AMF Name of the initial AMF.
userLocation	UserLocation	M	1	This IE shall contain the user location received from 5G-AN.
anN2IPv4Addr	Ipv4Addr	C	0..1	If the Access Network N2 interface is using IPv4 address, this IE shall be included.
anN2IPv6Addr	Ipv6Addr	C	0..1	If the Access Network N2 interface is using IPv6 address, this IE shall be included.
rrcEstCause	string	C	0..1	This IE shall contain the RRC Establishment Cause, if received from the 5G-AN (See 3GPP TS 38.413 [12], subclause 9.2.5.1). It carries the value in hexadecimal representation Pattern: '^([0-9a-fA-F])+\$'
ueContextRequest	boolean	C	0..1	This IE shall contain the indication on whether UE context including security information needs to be setup at the NG-RAN, if received from the NG-RAN by the initial AMF (See 3GPP TS 38.413 [12], subclause 9.2.5.1).  When present, it shall be set as follows: - true: UE context including security information needs to be setup at the NG-RAN. - false (default): UE context including security information does not need to be setup at the NG-RAN.
allowedNssai	AllowedNssai	O	0..1	This IE contains the allowed NSSAI of the UE. This IE also contains the mapped home network S-NSSAI for each allowed S-NSSAI.
configuredNssai	array(ConfiguredSnssai)	O	1..N	This IE shall contain the configured S-NSSAI(s) authorized by the NSSF in the serving PLMN, if received from the NSSF.
rejectedNssaiInPlmn	array(Snssai)	O	1..N	This IE shall contain the rejected NSSAI in the PLMN, if received from the NSSF.
rejectedNssaiInTa	array(Snssai)	O	1..N	This IE shall contain the rejected NSSAI in the current TA, if received from the NSSF.



## 6.1.6.2.21 Type: AreaOfValidity

**Table 6.1.6.2.21-1: Definition of type AreaOfValidity**

Attribute name	Data type	P	Cardinality	Description
taiList	array(Tai)	M	0..N	An array of TAI representing the area of validity of the associated N2 information provided.

## 6.1.6.2.22 Void

## 6.1.6.2.23 Type: UeContextTransferReqData

**Table 6.1.6.2.23-1: Definition of type UeContextTransferReqData**

Attribute name	Data type	P	Cardinality	Description
reason	TransferReason	M	1	Indicate the reason for the UEContextTransfer service request
accessType	AccessType	M	1	This IE shall contain the access type of the UE.
plmnId	PlmnId	O	0..1	If present, this IE shall contain the PLMN ID of the NF service consumer (e.g target AMF).
regRequest	N1MessageContainer	O	0..1	If present, this IE shall refer to the registration request message which triggers the UE Context Transfer. The message class shall be "5GMM" and message content shall be reference to N1 Message Content binary data, See subclause 6.1.6.4.2.
supportedFeatures	SupportedFeatures	C	0..1	This IE shall be present if at least one optional feature defined in subclause 6.1.8 is supported.

## 6.1.6.2.24 Type: UeContextTransferRspData

**Table 6.1.6.2.24-1: Definition of type UeContextTransferRspData**

Attribute name	Data type	P	Cardinality	Description
ueContext	UeContext	M	1	Represents an individual ueContext resource after the modification is applied.
supportedFeatures	SupportedFeatures	C	0..1	This IE shall be present if at least one optional feature defined in subclause 6.1.8 is supported.
ueRadioCapability	N2InfoContent	C	0..1	This IE shall be included to contain the "UE Radio Capability Information" if available during context transfer procedure.

6.1.6.2.25      Type: UeContext

**Table 6.1.6.2.25-1: Definition of type UeContext**

Attribute name	Data type	P	Cardinality	Description
supi	Supi	C	0..1	This IE shall be present if available. When present, this IE contains SUPI of the UE.
supiUnauthInd	boolean	C	0..1	This IE shall be present if SUPI is present. When present, it shall indicate whether the SUPI is unauthenticated.
gpsiList	array(Gpsi)	C	1..N	This IE shall be present if available and if it is not case b) specified in subclause 5.2.2.2.1.1 step 2a. When present, this IE shall contain the GPSI(s) of the UE.
pei	Pei	C	0..1	This IE shall be present if available and if it is not case b) specified in subclause 5.2.2.2.1.1 step 2a. When present, this IE shall contain Mobile Equipment Identity of the UE.
udmGroupld	NfGroupld	O	0..1	When present, it shall indicate the identity of the UDM Group serving the UE.
ausfGroupld	NfGroupld	O	0..1	When present, it shall indicate the identity of the AUSF Group serving the UE.
routingIndicator	string	O	0..1	When present, it shall indicate the Routing Indicator of the UE.
groupList	array(Groupld)	C	1..N	This IE shall be present if the UE belongs to any subscribed internal group(s) and if it is not case b) specified in subclause 5.2.2.2.1.1 step 2a. When present, this IE shall list the subscribed internal group(s) to which the UE belongs to.
drxParameter	DrxParameter	C	0..1	This IE shall be present if available and if it is not case b) specified in subclause 5.2.2.2.1.1 step 2a. When present, this IE shall contain the DRX parameter of the UE.
subRfsp	RfspIndex	C	0..1	This IE shall be present if available and if it is not case b) specified in subclause 5.2.2.2.1.1 step 2a. When present, it shall indicate the subscribed RFSP Index of the UE.
usedRfsp	RfspIndex	C	0..1	This IE shall be present if available and if it is not case b) specified in subclause 5.2.2.2.1.1 step 2a. When present, it shall indicate the used RFSP Index of the UE.
subUeAmbr	Ambr	C	0..1	This IE shall be present if subscribed UE-AMBR has been retrieved from UDM and if it is not case b) specified in subclause 5.2.2.2.1.1 step 2a.  When present, this IE shall indicate the value of subscribed UE AMBR of the UE.
smsSupport	SmsSupport	C	0..1	and if it is not case b) specified in subclause 5.2.2.2.1.1 step 2a. Indicates whether the UE supports SMS delivery over NAS via 3GPP access, or via non-3GPP access, or via both the 3GPP and non-3GPP access.

smsfld	NfInstanceId	C	0..1	This IE shall be present if the SMS service for UE is activated and if it is not case b) specified in subclause 5.2.2.2.1.1 step 2a. When present, it indicates the identifier of the SMSF network function instance serving the UE. The NF service consumer (e.g. target AMF) may use this information to identify the SMSF NF service profile from among the SMSF NF service profiles it received from the NRF.
seafData	SeafData	C	0..1	This IE shall be present if available and if it is not case b) specified in subclause 5.2.2.2.1.1 step 2a. When present, this IE contains the security data derived from data received from AUSF of the UE.
5gMmCapability	5GMmCapability	C	0..1	This IE shall be present if the UE had provided this IE during Registration Procedure and if it is not case b) specified in subclause 5.2.2.2.1.1 step 2a. When present, this IE shall contain 5G MM capability of the UE.
pcfId	NfInstanceId	C	0..1	This IE shall be present if available and if it is not case b) specified in subclause 5.2.2.2.1.1 step 2a. When present, this IE indicates the identity of the PCF for AM Policy and/or UE Policy.
pcfAmPolicyUri	Uri	C	0..1	This IE shall be present if available and if it is not case b) specified in subclause 5.2.2.2.1.1 step 2a. When present this IE shall contain the URI of the individual AM policy resource (see 3GPP TS 29.507 [32] subclause 5.3.3.2) used by the AMF.
amPolicyReqTriggerList	array(PolicyReqTrigger)	C	1..N	This IE shall be present if available and if it is not case b) specified in subclause 5.2.2.2.1.1 step 2a. When present this IE shall indicate the AM policy request triggers towards the PCF. The NF Service Consumer (e.g. target AMF) shall use these triggers to request AM policy from the PCF whenever these triggers are met.  The possible AM policy control request triggers are specified in clause 6.1.2.5 of 3GPP TS 23.503 [7].
pcfUePolicyUri	Uri	C	0..1	This IE shall be present if available and if it is not case b) specified in subclause 5.2.2.2.1.1 step 2a. When present this IE shall contain the URI of the individual UE policy resource (see 3GPP TS 29.507 [32] subclause 5.3.3.2) used by the AMF.

uePolicyReqTriggerList	array(PolicyReqTrigger)	C	1..N	<p>This IE shall be present if available and if it is not case b) specified in subclause 5.2.2.2.1.1 step 2a. When present this IE shall indicate the UE policy request triggers towards the PCF. The NF Service Consumer (e.g. target AMF) shall use these triggers to request UE policy from the PCF whenever these triggers are met.</p> <p>The possible UE policy control request triggers are specified in clause 6.1.2.5 of 3GPP TS 23.503 [31].</p>
hpcfId	NfInstanceld	O	0..1	This IE indicates the identity of PCF for AM Policy and/or UE Policy in home PLMN, when the UE is roaming.
restrictedRatList	array(RatType)	O	1..N	When present, this IE shall indicate the list of RAT types that are restricted for the UE; see 3GPP TS 29.571 [6]
forbiddenAreaList	array(Area)	O	1..N	When present, this IE shall indicate the list of forbidden areas of the UE.
serviceAreaRestriction	ServiceAreaRestriction	O	0..1	When present, this IE shall indicate Service Area Restriction for the UE.
restrictedCnList	array(CoreNetworkType)	O	1..N	When present, this IE shall indicate the list of Core Network Types that are restricted for the UE.
eventSubscriptionList	array(AmfEventSubscription)	C	1..N	This IE shall be present if available and if it is not case b) specified in subclause 5.2.2.2.1.1 step 2a. When present, it shall indicate the event subscription(s) targeting the UE or the group the UE is part of.
mmContextList	array(MmContext)	C	1..2	This IE shall be present if available and if it is not case b) specified in subclause 5.2.2.2.1.1 step 2a. When present, this IE contains the MM Contexts of the UE.
sessionContextList	array(PduSessionContext)	C	1..N	This IE shall be present if available and if it is not case b) specified in subclause 5.2.2.2.1.1 step 2a. When present, this IE contains the PDU Session Contexts of the UE.
traceData	TraceData	C	0..1	This IE shall be present if signalling based trace has been activated (see 3GPP TS 32.422 [30]) and if it is not case b) specified in subclause 5.2.2.2.1.1 step 2a.

## 6.1.6.2.26 Type: N2SmlInformation

**Table 6.1.6.2.26-1: Definition of type N2SmlInformation**

Attribute name	Data type	P	Cardinality	Description
pduSessionId	PduSessionId	M	1	Indicates the PDU Session Identity
n2InfoContent	N2InfoContent	C	0..1	This IE shall be present if a SMF related IE should be transferred. When present, the IE contains one of NGAP SMF related IEs specified in subclause 9.3.4 of 3GPP TS 38.413 [12].
sNssai	Snssai	C	0..1	This IE shall be present if network slice information to be transferred for session management. When present, the IE indicates the network slice the PDU session belongs to.
subjectToHo	boolean	C	0..1	This IE shall be present if n2InfoContent carries a " Handover Required Transfer" IE. When present, it Indicates whether the PDU session shall be subject to handover to the target node.

## 6.1.6.2.27 Type: N2InfoContent

**Table 6.1.6.2.27-1: Definition of type N2InfoContent**

Attribute name	Data type	P	Cardinality	Description
ngapMessageType	UInteger	C	0..1	This IE shall be present if PWS related N2 information is to be transferred. When present, it shall indicate the NGAP Message type of the ngapData as specified in subclause 6.1.6.4.3.3. Its value equals the value of the NGAP Message Type IE.
ngapleType	NgapleType	C	0..1	This IE shall be present if SM, RAN or NRPPa related N2 information is to be transferred. When present, it shall indicate the NGAP IE type of the ngapData as specified in subclause 6.1.6.4.3.2.
ngapData	RefToBinaryData	M	1	This IE reference the N2 information binary data corresponding to the N2 information class. See subclause 6.1.6.4.3.

## 6.1.6.2.28 Type: NrppaInformation

**Table 6.1.6.2.28-1: Definition of type NrppaInformation**

Attribute name	Data type	P	Cardinality	Description
nflid	NflInstancelid	M	1	This IE shall carry the identifier of the Network Function (e.g. LMF) instance that is sending or receiving the NRPPa data.
nrppaPdu	N2InfoContent	M	1	This IE represents the encoded NGAP NRPPa-PDU IE, which is transparent to AMF.

## 6.1.6.2.29 Type: PwsInformation

**Table 6.1.6.2.29-1: Definition of type PwsInformation**

Attribute name	Data type	P	Cardinality	Description
messageIdentifier	Uint16	M	1	Identifies the warning message
serialNumber	Uint16	M	1	identifies a particular message from the source and type indicated by the Message Identifier
pwsContainer	N2InfoContent	M	1	This IE represents the PWS N2 information data part to be relayed between CBCF and AN.
sendRanResponse	boolean	O	0..1	This IE shall be present to request the AMF to send the N2 response information it has received from the RAN nodes to the NF Service Consumer.  When present, this IE shall be set as follows: - true: send RAN response - false (default): do not send RAN response.  The N2 information received from the RAN corresponds to the <i>Broadcast-Completed-Area-List</i> IE or the <i>Broadcast-Cancelled-Area-List</i> IE defined in 3GPP TS 38.413 [12]. See subclause 6.1.6.4.3.3.
omcId	OmcIdentifier	O	0..1	IE shall be present if the AMF is required to write the n2Information it has received from the RAN nodes into trace records on the OMC. When present, it indicates the identifier of OMC.

## 6.1.6.2.30 Type: N1N2MsgTxfrFailureNotification

**Table 6.1.6.2.30-1: Definition of type N1N2MsgTxfrFailureNotification**

Attribute name	Data type	P	Cardinality	Description
cause	N1N2MessageTransferCause	M	1	This IE shall provide the result of the N1/N2 message transfer at the AMF.
n1n2MsgDataUri	Uri	M	1	This IE shall contain the N1N2MessageTransfer request resource URI returned in Location header when the message transfer was initiated (See subclause 6.1.3.6.1.3), This IE shall be used by the NF Service Consumer to co-relate the notification against the UE / session for which the earlier N1/N2 message transfer was initiated.

## 6.1.6.2.31 Type: N1N2MessageTransferError

**Table 6.1.6.2.31-1: Definition of type N1N2MessageTransferError**

Attribute name	Data type	P	Cardinality	Description
error	ProblemDetails	M	1	This IE shall provide the result of the N1/N2 message transfer processing at the AMF.
errInfo	N2N2MsgTxfrErrDetail	O	0..1	This IE may be included to provide additional information related to the error.

## 6.1.6.2.32 Type: N1N2MsgTxfrErrDetail

**Table 6.1.6.2.32-1: Definition of type N2N2MsgTxfrErrDetail**

Attribute name	Data type	P	Cardinality	Description
retryAfter	UInteger	O	0..1	This IE may be included if the AMF requests the NF Service Consumer to stop sending the N1/N2 message before timeout, and to retry the N1/N2 message transfer request that was rejected after a timeout. The value shall be in seconds.  When included, the value shall be set to an estimate of the AMF on how long it will take before the AMF considers paging procedure as completed.
highestPrioArp	Arp	O	0..1	This IE may be included if the "cause" attribute in the ProblemDetails is set to "HIGHER_PRIORITY_REQUEST_ONGOING". When included this IE shall contain the ARP value of the highest priority QoS flow for which currently paging is ongoing. The NF Service Consumer shall not initiate an Namf_Communication_N1N2MessageTransfer operation for the same UE with an ARP value having a lower priority than this or the same priority as this, until the retryAfter timer expires.

## 6.1.6.2.33 Type: N2InformationTransferRspData

**Table 6.1.6.2.33-1: Definition of type N2InformationTransferRspData**

Attribute name	Data type	P	Cardinality	Description
result	N2InformationTransferResult	M	1	This IE shall provide the result of the N2 information transfer processing at the AMF.
supportedFeatures	SupportedFeatures	C	0..1	This IE shall be present if at least one optional feature defined in subclause 6.1.8 is supported.
pwsRspData	PWSResponseData	C	0..1	This IE shall be present if the n2InformationClass is "PWS" in N2InformationTransferReqData.



## 6.1.6.2.34 Type: MmContext

Table 6.1.6.2.34-1: Definition of type MmContext

Attribute name	Data type	P	Cardinality	Description
accessType	AccessType	M	1	This IE shall contain the access type of the MM context.
nasSecurityMode	NasSecurityMode	C	0..1	This IE shall be present if available in 3GPP access MM context. When present, this IE shall contain the used NAS security mode of the UE.
nasDownlinkCount	NasCount	C	0..1	This IE shall be present if available in 3GPP access MM context. When present, this IE shall contain the NAS downlink count of the UE.
nasUplinkCount	NasCount	C	0..1	This IE shall be present if available in 3GPP access MM context. When present, this IE shall contain the NAS uplink count of the UE.
ueSecurityCapability	UeSecurityCapab ility	C	0..1	This IE shall be present if available in 3GPP access MM context. When present, this IE shall contain the UE security capability
s1UeNetworkCapability	S1UeNetworkCa pability	C	0..1	This IE shall be present if available in 3GPP access MM context. When present, this IE shall contain the S1 UE network capabilities.
allowedNssai	array(Snssai)	C	1..N	This IE shall be present if available. When present, this IE shall contain the allowed NSSAI for the access type.
nssaiMappingList	array(NssaiMappi ng)	C	1..N	This IE shall be present if available. When present, this IE shall contain the mapping of the allowed NSSAI for the UE.
nsInstanceList	array(Nsild)	C	1..N	This IE shall be present if available. When present, it shall indicate the Network Slice Instances selected for the UE.
expectedUEbehavior	ExpectedUeBeha vior	C	0..1	This IE shall be present if available. When present it shall indicate the expected UE moving trajectory and its validity period. See 3GPP TS 23.502 [3] subclause 4.15.6.3.

## 6.1.6.2.35 Type: SeafData

Table 6.1.6.2.35-1: Definition of type SeafData

Attribute name	Data type	P	Cardinality	Description
ngKsi	NgKsi	M	1	Indicates the KSI used for the derivation of the keyAmf sent.
keyAmf	KeyAmf	M	1	Indicates the $K_{amf}$ or $K'_{amf}$
nh	string	C	0..1	This IE shall be present during N2 handover procedure as specified in subclause 6.9.2.3.3 of 3GPP TS 33.501 [27]. When present, this IE indicates the Next Hop value used for the key derivation. The value is encoded as a string of hexadecimal characters. Pattern: '[A-Fa-f0-9]+'
ncc	integer	C	0..1	This IE shall be present during N2 handover procedure as specified in subclause 6.9.2.3.3 of 3GPP TS 33.501 [27]. When present, this IE indicates the NH Chaining Counter. Minimum is 0 and Maximum is 7.
keyAmfChangeInd	boolean	C	0..1	This IE shall be included, with a value "true", if the source AMF requires the target AMF to perform AS key re-keying, during N2 handover procedure as specified in subclause 6.9.2.3.3 of 3GPP TS 33.501 [27].
keyAmfHDerivationInd	boolean	C	0..1	This IE shall be included, with a value "true", if the source AMF has performed horizontal $K_{AMF}$ derivation, which means a new $K_{AMF}$ has been calculated.

## 6.1.6.2.36 Type: NasSecurityMode

Table 6.1.6.2.36-1: Definition of type NasSecurityMode

Attribute name	Data type	P	Cardinality	Description
integrityAlgorithm	IntegrityAlgorithm	M	1	Indicates the integrity protection algorithm
cipheringAlgorithm	CipheringAlgorithm	M	1	Indicates the ciphering algorithm

## 6.1.6.2.37 Type: PduSessionContext

**Table 6.1.6.2.37-1: Definition of type PduSessionContext**

Attribute name	Data type	P	Cardinality	Description
pduSessionId	PduSessionId	M	1	Indicates the identifier of the PDU Session.
smContextRef	Uri	M	1	Indicates the URI of the SM context, including the apiRoot (see subclause 6.1.3.3.2 of 3GPP TS 29.502 [16]).
sNssai	Snssai	M	1	Indicates the associated S-NSSAI for the PDU Session.
dnn	Dnn	M	1	Indicates the Data Network Name.
accessType	AccessType	M	1	Indicates the access type of the PDU session.
allocatedEbiList	array(EbiArpMapping)	M	1..N	This IE shall contain the EBIs currently allocated to the PDU session.
hsmfld	NfInstanceId	C	0..1	This IE shall be present for non-roaming and home-routed PDU sessions. When present, it shall indicate the associated home SMF for the PDU Session.
vsmfld	NfInstanceId	C	0..1	This IE shall be present if roaming PDU sessions. When present, it shall indicate the associated visit SMF for the PDU Session.
nsInstance	NsId	C	1	This IE shall be present if available. When present, this IE shall Indicate Network Slice Instance for the PDU Session
smfServiceInstanceId	string	O	0..1	When present, this IE shall contain the serviceInstanceId of the SMF service instance serving the PDU session Context. This IE may be used by the AMF to identify PDU session contexts affected by a failure or restart of the SMF service instance (see subclause 6.2 of 3GPP TS 23.527 [33]).

## 6.1.6.2.38 Type: NssaiMapping

**Table 6.1.6.2.38-1: Definition of type NssaiMapping**

Attribute name	Data type	P	Cardinality	Description
mappedSnssai	Snssai	M	1	Indicates the mapped S-NSSAI in the serving PLMN
hSnssai	Snssai	M	1	Indicates the S-NSSAI in home PLMN

## 6.1.6.2.39 Type: UeRegStatusUpdateReqData

**Table 6.1.6.2.39-1: Definition of type UeRegStatusUpdateReqData**

Attribute name	Data type	P	Cardinality	Description
transferStatus	UeContextTransferStatus	M	1	This IE shall indicate if the previous UE context transfer was completed.
toReleaseSessionList	array(PduSessionId)	C	1..N	This IE shall be present during UE Context Transfer procedure, if there are any PDU session(s) associated with Network Slice(s) which become no longer available.  When present, this IE shall include all the PDU session(s) associated with no longer available S-NSSAI(s).
pcfReselectedInd	boolean	C	0..1	This IE shall be present and set to true if the target AMF has decided to select a new PCF for AM Policy other than the one which was included in the UeContext by the old AMF.

## 6.1.6.2.40 Type: AssignEbiError

Table 6.1.6.2.40-1: Definition of type AssignEbiError

Attribute name	Data type	P	Cardinality	Description
error	ProblemDetails	M	1	Represents the application error information. The application level error cause shall be encoded in the "cause" attribute.
failureDetails	AssignEbiFailed	M	1	Describes the details of the failure including the list of ARPs for which the EBI assignment failed.

## 6.1.6.2.41 Type: UeContextCreateData

Table 6.1.6.2.41-1: Definition of type UeContextCreateData

Attribute name	Data type	P	Cardinality	Description
ueContext	UeContext	M	1	Represents an individual ueContext resource to be created
targetId	NgRanTargetId	M	1	Represents the identification of target RAN
sourceToTargetData	N2InfoContent	M	1	This IE shall be included to contain the "Source to Target Transparent Container".
pduSessionList	array(N2SmInformation)	M	1..N	This IE shall be included to contain the list of N2SmInformation, where each N2SmInformation includes the "Handover Required Transfer" received from the source RAN per PDU session ID.
n2NotifyUri	Uri	M	1	This IE shall contain a callback URI to receive the N2 Information Notification.
ueRadioCapability	N2InfoContent	C	0..1	This IE shall be included to contain the "UE Radio Capability Information" if available.
ngapCause	NgApCause	C	0..1	This IE shall be present, if available. When present, it shall represent the NGAP Cause received from RAN.
supportedFeatures	SupportedFeatures	C	0..1	This IE shall be present if at least one optional feature defined in subclause 6.1.8 is supported.

## 6.1.6.2.42 Type: UeContextCreatedData

Table 6.1.6.2.42-1: Definition of type UeContextCreatedData

Attribute name	Data type	P	Cardinality	Description
ueContext	UeContext	M	1	Represents the newly created individual ueContext resource
targetToSourceData	N2InfoContent	M	1	This IE shall contain the "Target to Source Transparent Container".
pduSessionList	array(N2SmlInformation)	M	1..N	This IE shall be included to contain the list of N2SmlInformation, where each N2SmlInformation includes the "Handover Command Transfer" received from the SMF, per PDU session ID.
pcfReselectedInd	boolean	C	0..1	This IE shall be present and set to true if the target AMF has decided to select a new PCF for AM Policy other than the one which was included in the UeContext by the old AMF.
ngapCause	NgApCause	C	0..1	This IE shall be present, if available. When present, it shall represent the NGAP cause received from RAN.
failedSessionList	array(N2SmlInformation)	C	1..N	This IE shall be included to contain a list of N2SmlInformation, where each N2SmlInformation includes the "Handover Preparation Unsuccessful Transfer" N2 SM content either received from the SMF for a PDU session failed to be handed over or generated by the target AMF for a PDU session not accepted by the target AMF (e.g. due to no response from the SMF within a maximum wait timer or due to non-available S-NSSAI in the target AMF). See NOTE.
supportedFeatures	SupportedFeatures	C	0..1	This IE shall be present if at least one optional feature defined in subclause 6.1.8 is supported.
NOTE: As an exception, the AMF generates N2 SM Information (Handover Preparation Unsuccessful Transfer IE) for a PDU session not accepted by the AMF, since this N2 SM IE needs to be included in the Handover Command sent by the source AMF to the source NG-RAN; this N2 SM IE carries a Cause value.				

## 6.1.6.2.43 Type: UeContextCreateError

Table 6.1.6.2.43-1: Definition of type UeContextCreateError

Attribute name	Data type	P	Cardinality	Description
error	ProblemDetails	M	1	Represents the detailed application error information. The application level error cause shall be encoded in the "cause" attribute.
ngapCause	NgApCause	C	0..1	This IE shall be present, if available. When present, it shall represent the NGAP Cause received from RAN.

## 6.1.6.2.44 Type: NgRanTargetId

Table 6.1.6.2.44-1: Definition of type NgRanTargetId

Attribute name	Data type	P	Cardinality	Description
ranNodeid	GlobalRanNodeid	M	1	Indicates the identity of the RAN node. The IE shall contain either the gNB ID or the NG-eNB ID.
tai	Tai	M	1	Indicates the selected TAI.

## 6.1.6.2.45 Type: N2InformationTransferError

**Table 6.1.6.2.45-1: Definition of type N2InformationTransferError**

Attribute name	Data type	P	Cardinality	Description
error	ProblemDetails	M	1	More information on the error shall be provided in the "cause" attribute of the "ProblemDetails" structure.
pwsErrorInfo	PWSErrorData	C	0..1	This IE shall be present if the n2InformationClass is "PWS" in N2InformationTransferReqData.

## 6.1.6.2.46 Type: PWSResponseData

**Table 6.1.6.2.46-1: Definition of type PWSResponseData**

Attribute name	Data type	P	Cardinality	Description
ngapMessageType	UInteger	M	1	This IE shall identify the message type of the message being sent. See 3GPP TS 38.413 [12]. Its value is the numeric code of the NGAP Message Type IE type defined in ASN.1.
serialNumber	Uint16	M	1	This IE shall contain the Serial Number of the associated PWS response message.
messageIdentifier	Integer	M	1	This IE shall contain the Message Identifier of the associated PWS response message.
unknownTAList	array(Tai)	O	1..N	This IE shall contain the Unknown Tracking Area List which may be present in the associated PWS response message.

## 6.1.6.2.47 Type: PWSErrorData

**Table 6.1.6.2.47-1: Definition of type PWSErrorData**

Attribute name	Data type	P	Cardinality	Description
namfCause	Integer	M	1	Represents the cause value for the error that the AMF detected. See subclause 4.3.4.3.2 of 3GPP TS 29.168 [21].

## 6.1.6.2.48 Void

## 6.1.6.2.49 Type: NgKsi

**Table 6.1.6.2.49-1: Definition of type NgKsi**

Attribute name	Data type	P	Cardinality	Description
tsc	ScType	M	1	Indicates whether the security context type is native or mapped.
ksi	integer	M	1	Indicates the key set identifier value. Minimum is 0 and Maximum is 6.

## 6.1.6.2.50 Type: KeyAmf

**Table 6.1.6.2.50-1: Definition of type KeyAmf**

Attribute name	Data type	P	Cardinality	Description
keyType	KeyAmfType	M	1	Indicates whether the keyAmf represents $K_{amf}$ or $K'_{amf}$ .
keyVal	string	M	1	Indicates the key value. The key value is encoded as a string of hexadecimal characters. Pattern: '^[A-Fa-f0-9]\$\$'

## 6.1.6.2.51 Type: ExpectedUeBehavior

**Table 6.1.6.2.25-1: Definition of type ExpectedUeBehavior**

Attribute name	Data type	P	Cardinality	Description
expMoveTrajectory	array(UserLocation)	M	1..N	This IE shall contain a list of user location areas where the UE is expected to move.
validityTime	DateTime	M	1	This IE shall contain the time upto which the UE moving trajectory is valid.

## 6.1.6.2.52 Type: UeRegStatusUpdateRspData

**Table 6.1.6.2.52-1: Definition of type UeRegStatusUpdateRspData**

Attribute name	Data type	P	Cardinality	Description
regStatusTransferComplete	boolean	M	1	This IE shall indicate if the status update of UE context transfer is completed successfully at the source AMF or not. The value shall be set to true if the context transfer is completed successfully and false if the context transfer did not complete successfully. Default is true.

## 6.1.6.2.53 Type: N2RanInformation

**Table 6.1.6.2.53-1: Definition of type N2RanInformation**

Attribute name	Data type	P	Cardinality	Description
n2InfoContent	N2InfoContent	M	1	This IE shall contain the N2 RAN information to transfer.

## 6.1.6.2.54 Type: N2InfoNotificationRspData

**Table 6.1.6.2.x-1: Definition of type N2InfoNotificationRspData**

Attribute name	Data type	P	Cardinality	Description
n2Info	N2InfoContent	C	0..1	This IE shall be present in the N2InfoNotify response sent by the source AMF to the target AMF during an Inter NG-RAN node N2 based handover procedure (see subclause 5.2.2.3.6.2), if Secondary Rat Usage Data are available at the source AMF.  When present, this IE shall contain N2 Information.

## 6.1.6.3 Simple data types and enumerations

## 6.1.6.3.1 Introduction

This subclause defines simple data types and enumerations that can be referenced from data structures defined in the previous subclauses.

## 6.1.6.3.2 Simple data types

The simple data types defined in table 6.1.6.3.2-1 shall be supported.

**Table 6.1.6.3.2-1: Simple data types**

Type Name	Type Definition	Description
EpsBearerId	integer	Integer identifying an EPS bearer, within the range 0 to 15, as specified in subclause 11.2.3.1.5, bits 5 to 8, of 3GPP TS 24.007 [15].
Ppi	integer	This represents the Paging Policy Indicator. The value is within the range 0 – 7.
NasCount	UInteger	Unsigned integer identifying the NAS COUNT as specified in 3GPP TS 33.501[27]
5GMMCapability	Bytes	String with format "byte" as defined in OpenAPI Specification [23], i.e. base64-encoded characters, encoding the "5GMM capability" IE as specified in subclause 9.8.3.1 of 3GPP TS 24.501 [11].
UeSecurityCapability	Bytes	String with format "byte" as defined in OpenAPI Specification [23], i.e. base64-encoded characters, encoding the " UE security capability" IE as specified in subclause 9.8.3.55 of 3GPP TS 24.501 [11].
S1UeNetworkCapability	Bytes	String with format "byte" as defined in OpenAPI Specification [23], i.e. base64-encoded characters, encoding the " S1 UE network capability" IE as specified in subclause 9.8.3.44 of 3GPP TS 24.501 [11].
DrxParameter	Bytes	String with format "byte" as defined in OpenAPI Specification [23], i.e. base64-encoded characters, encoding the "DRX Parameters" IE as specified in subclause 10.5.5.6 of 3GPP TS 24.008 [22]
OmclIdentifier	String minLength: 1 maxLength: 20	The OMC Identifier indicates the identity of an Operation and Maintenance Centre to which Trace Records shall be sent.

## 6.1.6.3.3 Enumeration: StatusChange

**Table 6.1.6.3.3-1: Enumeration StatusChange**

Enumeration value	Description
"AMF_UNAVAILABLE"	The AMF is unavailable to serve the UEs identified by the GUAMI(s).
"AMF_AVAILABLE"	The AMF is available to serve the UEs identified by the GUAMI(s).

## 6.1.6.3.4 Enumeration: N2InformationClass

**Table 6.1.6.3.4-1: Enumeration N2InformationClass**

Enumeration value	Description
"SM"	N2 SM information.
"NRPPa"	N2 NRPPa information.
"PWS"	N2 PWS information of PWS type.
"PWS-BCAL"	N2 Broadcast Completed Area List or the Broadcast Cancelled Area List.
"PWS-RF"	N2 Restart Indication or Failure Indication
"RAN"	N2 RAN related information.



## 6.1.6.3.5 Enumeration: N1MessageClass

**Table 6.1.6.3.5-1: Enumeration N1MessageClass**

Enumeration value	Description
"5GMM"	The whole NAS message as received (for e.g. used in forwarding the Registration message to target AMF during Registration procedure with AMF redirection).
"SM"	The N1 message of SM type
"LPP"	The N1 message of LPP type.
"SMS"	The N1 message of SMS type.
"UPDP"	The N1 messages for UE policy delivery (See Annex D of 3GPP TS 24.501 [11]).

## 6.1.6.3.6 Enumeration: N1N2MessageTransferCause

**Table 6.1.6.3.6-1: Enumeration N1N2MessageTransferCause**

Enumeration value	Description
"ATTEMPTING_TO_REACH_UE"	This cause code represents the case where the AMF has initiated paging to reach the UE in order to deliver the N1 message.
"N1_N2_TRANSFER_INITIATED"	This cause code represents the case where the AMF has initiated the N1/N2 message transfer towards the UE and/or the AN.
"WAITING_FOR_ASYNCHRONOUS_TRANSFER"	This cause code represents the case where the AMF has stored the N1/N2 message due to Asynchronous Transfer.
"UE_NOT_RESPONDING"	This cause code represents the case that the AMF has initiated paging to reach the UE but the UE is not responding to the paging.
"N1_MSG_NOT_TRANSFERRED"	This cause code represents the case where the AMF has skipped sending N1 message to the UE, when UE is in CM-IDLE and the "skiplnd" is set to "true" in the request.
"UE_NOT_REACHABLE_FOR_SESSION"	This cause code indicates that the UE is not reachable for the non-3GPP PDU session, due to the UE being in CM-IDLE for non-3GPP access and the PDU session is not allowed to move to 3GPP access.

## 6.1.6.3.7 Enumeration: UeContextTransferStatus

**Table 6.1.6.3.7-1: Enumeration UeContextTransferStatus**

Enumeration value	Description
"TRANSFERRED"	Indicates a UE Context Transfer procedure is completed successful for the individual ueContext resource
"NOT_TRANSFERRED"	Indicates a UE Context Transfer procedure either did not complete successfully or the Registration request from the UE is redirected to another NF Service Consumer (e.g. AMF).

## 6.1.6.3.8 Enumeration: N2InformationTransferResult

**Table 6.1.6.3.8-1: Enumeration N2InformationTransferResult**

Enumeration value	Description
"N2_INFO_TRANSFER_INITIATED"	This cause code represents the case where the AMF has initiated the N2 information transfer towards the AN.

## 6.1.6.3.9 Enumeration: CipheringAlgorithm

**Table 6.1.6.3.9-1: Enumeration CipheringAlgorithm**

Enumeration value	Description
"NEA0"	Null ciphering algorithm
"NEA1"	128-bit SNOW 3G based algorithm
"NEA2"	128-bit AES based algorithm
"NEA3"	128-bit ZUC based algorithm

## 6.1.6.3.10 Enumeration: IntegrityAlgorithm

**Table 6.1.6.3.10-1: Enumeration IntegrityAlgorithm**

Enumeration value	Description
"NIA0"	Null Integrity Protection algorithm
"NIA1"	128-bit SNOW 3G based algorithm
"NIA2"	128-bit AES based algorithm
"NIA3"	128-bit ZUC based algorithm

## 6.1.6.3.11 Enumeration: SmsSupport

**Table 6.1.6.3.11-1: Enumeration SmsSupport**

Enumeration value	Description
"3GPP"	Support SMS delivery over NAS in 3GPP access
"NON_3GPP"	Support SMS delivery via non-3GPP access
"BOTH"	Support SMS delivery over NAS or via non-3GPP access
"NONE"	Don't support SMS delivery

## 6.1.6.3.12 ScType

**Table 6.1.6.3.y1-1: Enumeration ScType**

Enumeration value	Description
"NATIVE"	Native security context (for KSI <sub>AMF</sub> )
"MAPPED"	Mapped security context (for KSI <sub>ASME</sub> )

## 6.1.6.3.13 KeyAmfType

**Table 6.1.6.3.y2-1: Enumeration KeyAmfType**

Enumeration value	Description
"KAMF"	The K <sub>amf</sub> value is sent.
"KPRIMEAMF"	The K' <sub>amf</sub> value is sent.

## 6.1.6.3.14 Enumeration: TransferReason

**Table 6.1.6.3.x-1: Enumeration TransferReason**

Enumeration value	Description
"INIT_REG"	It indicates the AMF requests UE context for initial registration.
"MOBI_REG"	It indicates the AMF requests UE context for mobility registration.
"MOBI_REG_UE_VALIDATED"	It indicates the AMF requests UE context for mobility registration of a validated UE.

## 6.1.6.3.15 Enumeration: AMPolicyReqTrigger

**Table 6.1.6.3.15-1: Enumeration AMPolicyReqTrigger**

Enumeration value	Description
"LOCATION_CHANGE"	The AM policy request shall be triggered when the UE's location (Tracking Area) changes.
"PRA_CHANGE"	The AM policy request shall be triggered when the UE is entering / leaving a Presence Reporting Area.
"SARI_CHANGE"	The AM policy request shall be triggered when the Service Area Restriction Information of the UE has changed.
"RFSP_INDEX_CHANGE"	The AM policy request shall be triggered when the RFSP index of the UE has changed.
"ALLOWED_NSSAI_CHANGE"	The policy request shall be triggered when the allowed NSSAI of the UE has changed.

## 6.1.6.3.16 Enumeration: RatSelector

**Table 6.1.6.3.16-1: Enumeration RatSelector**

Enumeration value	Description
"E-UTRA"	The N2 information shall be transferred to ng-eNBs only.
"NR"	The N2 information shall be transferred to gNBs only.

## 6.1.6.3.17 Enumeration: NgapleType

**Table 6.1.6.3.x-1: Enumeration NgapleType**

Enumeration value	Description
"PDU_RES_SETUP_REQ"	PDU Session Resource Setup Request Transfer
"PDU_RES_REL_CMD"	PDU Session Resource Release Command Transfer
"PDU_RES_MOD_REQ"	PDU Session Resource Modify Request Transfer
"HANDOVER_CMD"	Handover Command Transfer
"HANDOVER_REQUIRED"	Handover Required Transfer
"HANDOVER_PREP_FAIL"	Handover Preparation Unsuccessful Transfer
"SRC_TO_TAR_CONTAINER"	Source to Target Transparent Container
"TAR_TO_SRC_CONTAINER"	Target to Source Transparent Container
"RAN_STATUS_TRANS_CONTAINER"	RAN Status Transfer Transparent Container
"SON_CONFIG_TRANSFER"	SON Configuration Transfer
"NRPPA_PDU"	NRPPa-PDU
"UE_RADIO_CAPABILITY"	UE Radio Capability

## 6.1.6.3.18 Enumeration: N2InfoNotifyReason

**Table 6.1.6.3.18-1: Enumeration N2InfoNotifyReason**

Enumeration value	Description
"HANDOVER_COMPLETED"	Indicates that the N2 Information Notification is delivered when the handover procedure is completed successfully.

## 6.1.6.4 Binary data

## 6.1.6.4.1 Introduction

This subclause defines the binary data that shall be supported in a binary body part in an HTTP multipart message (see subclauses 6.1.2.2.2 and 6.1.2.4).

## 6.1.6.4.2 N1 Message Content

N1 Message shall encode a 5GS NAS message of a specified type (e.g. SM, LPP) as specified in 3GPP TS 24.501 [11], using the vnd.3gpp.5gnas content-type.

N1 Message may encode e.g. the following 5GS NAS messages:

- For message class SM
  - PDU Session Modification Command (see subclause 8.3.8 of 3GPP TS 24.501 [11]) during network initiated PDU session modification procedure (see subclause 4.3.3 of 3GPP TS 23.502 [3]);
  - PDU Session Release Command (see subclause 8.3.13 of 3GPP TS 24.501 [11]) during network initiated PDU session release procedure (see subclause 4.3.4 of 3GPP TS 23.502 [3]).
- For message class LPP
  - UE Positioning Request messages as specified in 3GPP TS 36.355 [13] during UE assisted and UE based positioning procedure (see subclause 4.13.5.4 of 3GPP TS 23.502 [3]).
- For message class 5GMM
  - REGISTRATION REQUEST message as specified in see subclause 8.2.5 of 3GPP TS 24.501 [11], during registration procedures (see subclause 4.2.2.2 of 3GPP TS 23.502 [3]).
- For message class UPDP
  - MANAGE UE POLICY COMMAND / MANAGE UE POLICY COMPLETE / MANAGE UE POLICY REJECT (see Annex D.5.1 to Annex D.5.3 of 3GPP TS 24.501 [11]) during network initiated UE policy management procedure (see Annex D.2.1 of 3GPP TS 24.501 [11]);
  - UE STATE INDICATION (see Annex D.5.4 of 3GPP TS 24.501 [11]) during UE initiated UE state indication procedure (see Annex D.2.2 of 3GPP TS 24.501 [11]).

#### 6.1.6.4.3 N2 Information Content

##### 6.1.6.4.3.1 Introduction

N2 Information shall encode NG Application Protocol (NGAP) IEs, as specified in subclause 9.4 of 3GPP TS 38.413 [12] (ASN.1 encoded), using the vnd.3gpp.ngap content-type.

##### 6.1.6.4.3.2 NGAP IEs

For N2 information class SM, N2 Information may encode following NGAP SMF related IE specified in 3GPP TS 38.413 [12], as summarized in Table 6.1.6.4.3-1.

**Table 6.1.6.4.3-1: N2 Information content for class SM**

NGAP IE	Reference (3GPP TS 38.413 [12])	Related NGAP message
PDU Session Resource Setup Request Transfer	9.3.4.1	PDU SESSION RESOURCE SETUP REQUEST
PDU Session Resource Release Command Transfer	9.3.4.3	PDU SESSION RESOURCE RELEASE COMMAND
PDU Session Resource Modify Request Transfer	9.3.4.5	PDU SESSION RESOURCE MODIFY REQUEST
Handover Command Transfer	9.3.4.12	HANDOVER COMMAND
Handover Required Transfer	9.3.4.14	HANDOVER REQUIRED
Handover Preparation Unsuccessful Transfer	9.3.4.18	HANDOVER COMMAND

For N2 information class RAN, N2 Information may encode one of the following NGAP Transparent Container IEs specified in 3GPP TS 38.413 [12], as summarized in Table 6.1.6.4.3-2.

**Table 6.1.6.4.3-2: N2 Information content for class RAN**

NGAP IE	Reference (3GPP TS 38.413 [12])	Related NGAP message
Source to Target Transparent Container	9.3.1.20	HANDOVER REQUIRED, HANDOVER REQUEST
Target to Source Transparent Container	9.3.1.21	HANDOVER COMMAND, HANDOVER REQUEST ACKNOWLEDGE
UE Radio Capability	9.3.1.74	UE CAPABILITY INFO INDICATION. (NOTE 1).
SON Configuration Transfer	9.3.3.6	UPLINK RAN CONFIGURATION TRANSFER, DOWNLINK RAN CONFIGURATION TRANSFER
RAN Status Transfer Transparent Container	9.2.3.13, 9.2.3.14	UPLINK RAN STATUS TRANSFER, DOWNLINK RAN STATUS TRANSFER
NOTE 1: The AMF receives the UE Radio Capability within a UE CAPABILITY INFO INDICATION message and then the AMF shall store the UE Radio Capability information and transfer it to the target AMF during an inter AMF mobility procedure.		

For N2 information class NRPPa, N2 Information may encode the following NGAP NRPPa Transport related IE specified in 3GPP TS 38.413 [12], as summarized in Table 6.1.6.4.3-3

**Table 6.1.6.4.3-3: N2 Information content for class NRPPa**

NGAP IE	Reference (3GPP TS 38.413 [12])	Related NGAP message
NRPPa-PDU	9.3.3.14	DOWNLINK UE ASSOCIATED NRPPA TRANSPORT UPLINK UE ASSOCIATED NRPPA TRANSPORT DOWNLINK NON UE ASSOCIATED NRPPA TRANSPORT UPLINK NON UE ASSOCIATED NRPPA TRANSPORT

#### 6.1.6.4.3.3 NGAP Messages

For N2 information class PWS, N2 Information shall encode NGAP Messages specified in 3GPP TS 38.413 [12].

**Table 6.1.6.4.3.3-1: N2 PWS Request Information content**

NGAP message	Reference (3GPP TS 38.413 [12])
WRITE-REPLACE WARNING REQUEST	9.2.8.1
PWS CANCEL REQUEST	9.2.8.3

N2 Information received by the AMF for PWS may be processed by the AMF before re-encoding and transferring to the Service Consumer:

- If a subscription exists for N2InformationClass "PWS-BCAL" and the received N2 Message Type is a WRITE-REPLACE-WARNING-RESPONSE, then the AMF may aggregate the Broadcast Completed Area Lists it has received from the NG-RAN nodes for a message identified by its Serial Number and Message Identifier (see table 6.1.6.4.3-1).
- If a subscription exists for N2InformationClass "PWS-BCAL" and the received N2 Message Type is a PWS-CANCEL-RESPONSE, then the AMF may aggregate the Broadcast Cancelled Area Lists it has received from the NG-RAN nodes for a message identified by its Serial Number and Message Identifier (see table 6.1.6.4.3-1). If an NG-RAN node has responded without a Broadcast Cancelled Area List, then the AMF shall populate the Broadcast Empty Area List with the ngRanId of that NG-RAN node.

**Table 6.1.6.4.3.3-2: N2 PWS Response Information content**

NGAP message	Reference (3GPP TS 38.413 [12])
WRITE-REPLACE WARNING RESPONSE	9.2.8.2
PWS CANCEL RESPONSE	9.2.8.4

If a subscription exists for N2InformationClass "PWS-BCAL" and the received N2 Message Type is a WRITE-REPLACE-WARNING-RESPONSE, then the AMF may transfer the ASN.1 (re-)encoded Message Type, Message

Identifier, Serial Number and the (aggregated) Broadcast Completed Area List in the N2 Info Container in the N2InfoNotify.

If a subscription exists for N2InformationClass "PWS-BCAL" and the received N2 Message Type is a PWS-CANCEL-RESPONSE, then the AMF may transfer the ASN.1 (re-)encoded the Message Type, Message Identifier, Serial Number, the (aggregated) Broadcast Cancelled Area List and Broadcast Empty Area List in the N2 Info Container in the N2InfoNotify.

For the ASN.1 definition for encoding the WRITE-REPLACE-WARNING-RESPONSE and the PWS-CANCEL-RESPONSE, see subclause 9.4 of 3GPP TS 38.413 [12].

If a subscription exists for N2InformationClass "PWS-RF" and the received N2 Message Type is a PWS-RESTART-INDICATION, then the AMF may transfer the ASN.1 encoded string from the PWS-RESTART-INDICATION (see table 6.1.6.4.3-2) in the N2 Info Container in the N2InfoNotify.

If a subscription exists for N2InformationClass "PWS-RF" and the received N2 Message Type is a PWS-FAILURE-INDICATION (see table 6.1.6.4.3-2), then the AMF may transfer the ASN1 encoded string from the PWS-FAILURE-INDICATION in the N2 Info Container in the N2InfoNotify.

**Table 6.1.6.4.3.3-3: N2 PWS Indication Information content**

NGAP message	Reference (3GPP TS 38.413 [x])
PWS RESTART INDICATION	9.2.8.5
PWS FAILURE INDICATION	9.2.8.6

The Message Type shall be present and encoded as the first N2 PWS Indication IE in any NonUeN2InfoNotify for PWS messages to enable the receiver to decode the N2 PWS IEs

## 6.1.7 Error Handling

### 6.1.7.1 General

HTTP error handling shall be supported as specified in subclause 5.2.4 of 3GPP TS 29.500 [4].

### 6.1.7.2 Protocol Errors

Protocol Error Handling shall be supported as specified in subclause 5.2.7.2 of 3GPP TS 29.500 [4].

### 6.1.7.3 Application Errors

The common application errors defined in the Table 5.2.7.2-1 in 3GPP TS 29.500 [4] may also be used for the Namf\_Communication service. The following application errors listed in Table 6.1.7.3-1 are specific for the Namf\_Communication service.

Table 6.1.7.3-1: Application errors

Application Error	HTTP status code	Description
NF_CONSUMER_REDIRECT_ONE_TXN	307 Temporary Redirect	The request has been asked to be redirected to a specified target.
HANDOVER_FAILURE	403 Forbidden	Creation of UE context in the target AMF failed during Handover procedure causing a failure of handover.
INTEGRITY_CHECK_FAIL	403 Forbidden	Integrity check of the complete registration message included in the UE context transfer request failed.
EBI_EXHAUSTED	403 Forbidden	Allocation of EPS Bearer ID failed due to exhaustion of EBI as the maximum number of EBIs has already been allocated to the UE.
EBI_REJECTED_LOCAL_POLICY	403 Forbidden	Allocation of EPS Bearer ID failed due to local policy at the AMF as specified in subclause 4.11.1.4.1 of 3GPP TS 23.502 [3].
EBI_REJECTED_NO_N26	403 Forbidden	The allocation of EPS Bearer ID was rejected when the AMF is in a serving PLMN that does not support 5GS-EPS interworking procedures with N26 interface.
SUPI_OR_PEI_UNKNOWN	403 Forbidden	The SUPI or PEI included in the message is unknown.
UE_IN_NON_ALLOWED_AREA	403 Forbidden	UE is currently in a non-allowed area hence the N1/N2 message transfer cannot be completed because the request is not associated with a regulatory prioritized service.
UNSPECIFIED	403 Forbidden	The request is rejected due to unspecified reasons.
CONTEXT_NOT_FOUND	404 Not Found	The requested UE Context does not exist on the AMF
HIGHER_PRIORITY_REQUEST_ONGOING	409 Conflict	Paging triggered N1/N2 transfer cannot be initiated since already there is a paging due to a higher priority session ongoing.
TEMPORARY_REJECT_REGISTRATION_ONGOING	409 Conflict	N1/N2 message transfer towards UE / AN cannot be initiated due to an ongoing registration procedure.
TEMPORARY_REJECT_HANDOVER_ONGOING	409 Conflict	N1/N2 message transfer towards UE / AN cannot be initiated due to an ongoing Xn or N2 handover procedure.
UE_IN_CM_IDLE_STATE	409 Conflict	N2 message transfer towards 5G-AN cannot be initiated due to the UE being in CM-IDLE state for the Access Network Type associated to the PDU session.
UE_NOT_REACHABLE	504 Gateway Timeout	The UE is not reachable for paging.

## 6.1.8 Feature Negotiation

The feature negotiation mechanism specified in subclause 6.6 of 3GPP TS 29.500 [4] shall be used to negotiate the optional features applicable between the AMF and the NF Service Consumer, for the Namf\_Communication service, if any.

The NF Service Consumer shall indicate the optional features it supports for the Namf\_Communication service, if any, by including the supportedFeatures attribute in payload of the HTTP Request Message for following service operations:

- N1N2MessageTransfer, as specified in subclause 5.2.2.3.1;
- N1N2MessageSubscribe, as specified in subclause 5.2.2.3.3;
- NonUeN2InfoSubscribe, as specified in subclause 5.2.2.4.2;

- UeContextTransfer, as specified in subclause 5.2.2.2.1;
- CreateUEContext, as specified in subclause 5.2.2.2.3

The AMF shall determine the supported features for the service operations as specified in subclause 6.6 of 3GPP TS 29.500 [4] and shall indicate the supported features by including the supportedFeatures attribute in payload of the HTTP response for the service operation.

The syntax of the supportedFeatures attribute is defined in subclause 5.2.2 of 3GPP TS 29.571 [13].

The following features are defined for the Namf\_Communication service.

**Table 6.1.8-1: Features of supportedFeatures attribute used by Namf\_Communication service**

Feature Number	Feature	M/O	Description
Feature number: The order number of the feature within the supportedFeatures attribute (starting with 1). Feature: A short name that can be used to refer to the bit and to the feature. M/O: Defines if the implementation of the feature is mandatory ("M") or optional ("O"). Description: A clear textual description of the feature.			

## 6.1.9 Security

As indicated in 3GPP TS 33.501 [27], the access to the Namf\_Communication API may be authorized by means of the OAuth2 protocol (see IETF RFC 6749 [28]), using the "Client Credentials" authorization grant, where the NRF (see 3GPP TS 29.510 [29]) plays the role of the authorization server.

If OAuth2 authorization is used, an NF Service Consumer, prior to consuming services offered by the Namf\_Communication API, shall obtain a "token" from the authorization server, by invoking the Access Token Request service, as described in 3GPP TS 29.510 [29], subclause 5.4.2.2.

**NOTE:** When multiple NRFs are deployed in a network, the NRF used as authorization server is the same NRF that the NF Service Consumer used for discovering the Namf\_Communication service.

The Namf\_Communication API defines scopes for OAuth2 authorization as specified in 3GPP TS 33.501 [27]; it defines a single scope consisting on the name of the service (i.e., "namf-comm"), and it does not define any additional scopes at resource or operation level.

## 6.2 Namf\_EventExposure Service API

### 6.2.1 API URI

URIs of this API shall have the following root:

```
{apiRoot}/{apiName}/{apiVersion}/
```

where "apiRoot" is defined in subclause 4.4.1 of 3GPP TS 29.501 [5], the "apiName" shall be set to "namf-evts" and the "apiVersion" shall be set to "v1" for the current version of this specification.

### 6.2.2 Usage of HTTP

#### 6.2.2.1 General

HTTP/2, as defined in IETF RFC 7540 [19], shall be used as specified in clause 5 of 3GPP TS 29.500 [4].

HTTP/2 shall be transported as specified in subclause 5.3 of 3GPP TS 29.500 [4].

HTTP messages and bodies for the Namf\_EventExposure service shall comply with the OpenAPI [23] specification contained in Annex A.



## 6.2.2.2 HTTP standard headers

### 6.2.2.2.1 General

The usage of HTTP standard headers shall be supported as specified in subclause 5.2.2 of 3GPP TS 29.500 [4].

### 6.2.2.2.2 Content type

JSON, IETF RFC 8259 [8], shall be used as content type of the HTTP bodies specified in the present specification as specified in subclause 5.4 of 3GPP TS 29.500 [4].

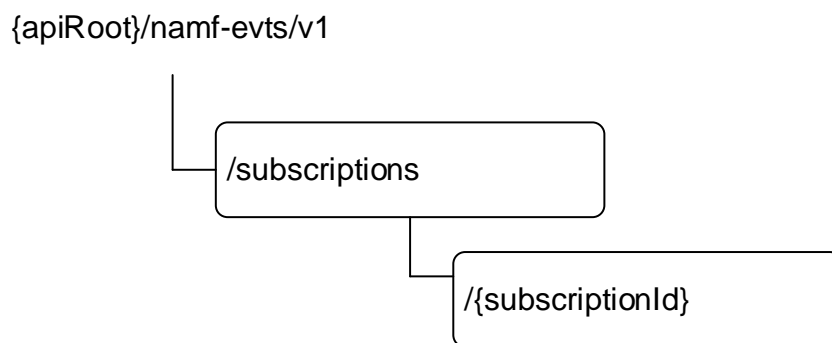
## 6.2.2.3 HTTP custom headers

### 6.2.2.3.1 General

In this release of this specification, no custom headers specific to the Namf\_EventExposure service are defined. For 3GPP specific HTTP custom headers used across all service based interfaces, see clause 5.2.3 of 3GPP TS 29.500 [4].

## 6.2.3 Resources

### 6.2.3.1 Overview



**Figure 6.2.3.1-1: Resource URI structure of the Namf\_EventExposure API**

Table 6.2.3.1-1 provides an overview of the resources and applicable HTTP methods.

**Table 6.2.3.1-1: Resources and methods overview**

Resource name	Resource URI	HTTP method or custom operation	Description
Subscriptions collection	{apiRoot}/namf-evts/v1/subscriptions	POST	Mapped to the service operation Subscribe, when to create a subscription
Individual subscription	{apiRoot}/namf-evts/v1/subscriptions/{subscriptionId}	PATCH	Mapped to the service operation Subscribe, when to modify
		DELETE	Mapped to the service operation Unsubscribe

## 6.2.3.2 Resource: Subscriptions collection

### 6.2.3.2.1 Description

This resource represents a collection of subscriptions created by NF service consumers of Namf\_EventExposure service.

This resource is modelled as the Collection resource archetype (see subclause C.2 of 3GPP TS 29.501 [5]).

## 6.2.3.2.2 Resource Definition

Resource URI: {apiRoot}/namf-evts/v1/subscriptions

This resource shall support the resource URI variables defined in table 6.2.3.2.2-1.

**Table 6.2.3.2.2-1: Resource URI variables for this resource**

Name	Definition
apiRoot	See subclause 6.2.1

## 6.2.3.2.3 Resource Standard Methods

## 6.2.3.2.3.1 POST

This method shall support the URI query parameters specified in table 6.2.3.2.3.1-1.

**Table 6.2.3.2.3.1-1: URI query parameters supported by the POST method on this resource**

Name	Data type	P	Cardinality	Description
n/a				

This method shall support the request data structures specified in table 6.2.3.2.3.1-2 and the response data structures and response codes specified in table 6.2.3.2.3.1-3.

**Table 6.2.3.2.3.1-2: Data structures supported by the POST Request Body on this resource**

Data type	P	Cardinality	Description
AmfCreateEventSubscription	M	1	Describes of an AMF Event Subscription to be created

**Table 6.2.3.2.3.1-3: Data structures supported by the POST Response Body on this resource**

Data type	P	Cardinality	Response codes	Description
AmfCreatedEventSubscription	M	1	201 Created	Represents successful creation of an AMF Event Subscription
ProblemDetails	M	1	403 Forbidden	Indicates the creation of subscription has failed due to application error.  The "cause" attribute shall be set to: - UE_NOT_SERVED_BY_AMF

## 6.2.3.2.4 Resource Custom Operations

None.

## 6.2.3.3 Resource: Individual subscription

## 6.2.3.3.1 Description

This resource represents an individual of subscription created by NF service consumers of Namf\_EventExposure service.

This resource is modelled as the Document resource archetype (see subclause C.1 of 3GPP TS 29.501 [5]).

## 6.2.3.3.2 Resource Definition

Resource URI: {apiRoot}/namf-evts/v1/subscriptions/{subscriptionId}

This resource shall support the resource URI variables defined in table 6.2.3.3.2-1.

**Table 6.2.3.3.2-1: Resource URI variables for this resource**

Name	Definition
apiRoot	See subclause 6.2.1
subscriptionId	String identifies an individual subscription to the AMF event exposure service

### 6.2.3.3.3 Resource Standard Methods

#### 6.2.3.3.3.1 PATCH

This method shall support the URI query parameters specified in table 6.2.3.3.3.1-1.

**Table 6.2.3.3.3.1-1: URI query parameters supported by the PATCH method on this resource**

Name	Data type	P	Cardinality	Description
n/a				

This method shall support the request data structures specified in table 6.2.3.3.3.1-2 and the response data structures and response codes specified in table 6.2.3.3.3.1-3.

**Table 6.2.3.3.3.1-2: Data structures supported by the PATCH Request Body on this resource**

Data type	P	Cardinality	Description
AmfUpdateEventSubscriptionItem	M	1..N	Document describes the modification(s) to a AMF Event Subscription
AmfUpdateEventOptionItem	M	1	Document describing the modification to the event subscription options (e.g subscription expiry time).

**Table 6.2.3.3.3.1-3: Data structures supported by the PATCH Response Body on this resource**

Data type	P	Cardinality	Response codes	Description
AmfUpdatedEventSubscription	M	1	200 OK	Represents a successful update on AMF Event Subscription
ProblemDetails	M	1	403 Forbidden	Indicates the modification of subscription has failed due to application error.  The "cause" attribute shall be set to: - UE_NOT_SERVED_BY_AMF
ProblemDetails	M	1	404 Not Found	Indicates the modification of subscription has failed due to application error.  The "cause" attribute shall be set to: - SUBSCRIPTION_NOT_FOUND

#### 6.2.3.3.3.2 DELETE

This method shall support the URI query parameters specified in table 6.2.3.3.3.2-1.

**Table 6.2.3.3.3.2-1: URI query parameters supported by the DELETE method on this resource**

Name	Data type	P	Cardinality	Description
n/a				

This method shall support the request data structures specified in table 6.2.3.3.3.2-2 and the response data structures and response codes specified in table 6.2.3.3.3.2-3.

**Table 6.2.3.3.3.2-2: Data structures supported by the DELETE Request Body on this resource**

Data type	P	Cardinality	Description
n/a			

**Table 6.2.3.3.2-3: Data structures supported by the DELETE Response Body on this resource**

Data type	P	Cardinality	Response codes	Description
n/a			200 OK	
ProblemDetails	M	1	404 Not Found	Indicates the modification of subscription has failed due to application error.  The "cause" attribute shall be set to: - SUBSCRIPTION_NOT_FOUND.

#### 6.2.3.3.4 Resource Custom Operations

None.

### 6.2.4 Custom Operations without associated resources

There are no custom operations without associated resources supported on Namf\_EventExposure Service.

### 6.2.5 Notifications

#### 6.2.5.1 General

#### 6.2.5.2 AMF Event Notification

If a NF service consumer has subscribed to an event(s) supported by Namf\_EventExposure service, when AMF aware of a state change of the event, AMF shall create a notification including the event state report, and shall deliver the notification to the call-back URI, following Subscribe/Notify mechanism defined in 3GPP TS 29.501 [2].

##### 6.2.5.2.1 Notification Definition

Call-back URI: {callbackUri}

Call-back URI is provided by NF Service Consumer during creation of the subscription. If the notification is to inform the change of subscription ID and if the "subsChangeNotifyUri" was provided in the AmfEventSubscription, then this callback URI shall be the "subsChangeNotifyUri" provided in the AmfEventSubscription. Otherwise, this callback URI shall be the "eventNotifyUri" provided in the AmfEventSubscription.

##### 6.2.5.2.3 Notification Standard Methods

###### 6.2.5.2.3.1 POST

This method shall support the request data structures specified in table 6.2.5.2.3.1-1 and the response data structures and response codes specified in table 6.2.5.2.3.1-2.

**Table 6.2.5.2.3.1-2: Data structures supported by the POST Request Body**

Data type	P	Cardinality	Description
AmfEventNotification	M	1	Represents the notification to be delivered

**Table 6.2.5.2.3.1-3: Data structures supported by the POST Response Body**

Data type	P	Cardinality	Response codes	Description
n/a			204 No Content	

### 6.2.6 Data Model

#### 6.2.6.1 General

This subclause specifies the application data model supported by the API.

Table 6.2.6.1-1 specifies the data types defined for the Namf\_EventExposure service based interface protocol.

**Table 6.2.6.1-1: Namf\_EventExposure specific Data Types**

Data type	Section defined	Description
AmfEventSubscription	6.2.6.2.2	Represents an individual event subscription resource on AMF
AmfEvent	6.2.6.2.3	Describes an event to be subscribed
AmfEventNotification	6.2.6.2.4	Represents a notification generated by AMF to be delivered
AmfEventReport	6.2.6.2.5	Represents a report triggered by a subscribed event type, except the report triggered by UES_IN_AREA_REPORT event type
AmfEventMode	6.2.6.2.6	Describes how the reports shall be generated by a subscribed event
AmfEventState	6.2.6.2.7	Represents the state of a subscribed event
RmInfo	6.2.6.2.8	Represents the registration state of a UE for an access type
CmInfo	6.2.6.2.9	Represents the connectivity state of a UE for an access type
SubscribedData	6.2.6.2.10	Represents the subscribed data received from UDM
CommunicationFailure	6.2.6.2.11	Describes a communication failure detected by AMF
AmfCreateEventSubscription	6.2.6.2.12	Describes of an AMF Event Subscription to be created
AmfCreatedEventSubscription	6.2.6.2.13	Represents successful creation of an AMF Event Subscription
AmfUpdateEventSubscriptionItem	6.2.6.2.14	Document describes the modification(s) to an AMF Event Subscription
AmfUpdatedEventSubscription	6.2.6.2.15	Represents a successful update on an AMF Event Subscription
AmfEventArea	6.2.6.2.16	Represents an area to be monitored by an AMF event.
LadnInfo	6.2.6.2.17	LADN Information
AmfUpdateEventOptionItem	6.2.6.2.18	Document describing the modifications to AMF event subscription options.
AmfEventType	6.2.6.3.3	Describes the supported event types of Namf_EventExposure Service
AmfEventTrigger	6.2.6.3.4	Describes how AMF should generate the report for the event
LocationFilter	6.2.6.3.5	Describes the supported filters of LOCATION_REPORT event type
SubscribedDataFilter	6.2.6.3.6	Describes the supported filters of SUBSCRIBED_DATA_REPORT event type
UeReachability	6.2.6.3.7	Describes the reachability of the UE
RmState	6.2.6.3.9	Describes the registration management state of a UE
CmState	6.2.6.3.10	Describes the connectivity management state of a UE

Table 6.2.6.1-2 specifies data types re-used by the Namf\_EventExposure service based interface protocol from other specifications, including a reference to their respective specifications and when needed, a short description of their use within the Namf\_EventExposure service based interface.

Table 6.2.6.1-2: Namf\_EventExposure re-used Data Types

Data type	Reference	Comments
Supi	3GPP TS 29.571 [6]	
GroupId	3GPP TS 29.571 [6]	
DurationSec	3GPP TS 29.571 [6]	
Gpsi	3GPP TS 29.571 [6]	
Uri	3GPP TS 29.571 [6]	
Pei	3GPP TS 29.571 [6]	
UserLocation	3GPP TS 29.571 [6]	
Tai	3GPP TS 29.571 [6]	
TimeZone	3GPP TS 29.571 [6]	
AccessType	3GPP TS 29.571 [6]	
Ecgi	3GPP TS 29.571 [6]	EUTRA Cell Identifier
Ncgi	3GPP TS 29.571 [6]	NR Cell Identifier
NfInstanceId	3GPP TS 29.571 [6]	
ProblemDetails	3GPP TS 29.571 [6]	Problem Details
SupportedFeatures	3GPP TS 29.571 [6]	Supported Features
DateTime	3GPP TS 29.571 [6]	
NgApCause	3GPP TS 29.571 [6]	
PresenceInfo	3GPP TS 29.571 [6]	Presence Reporting Area Information
PresenceState	3GPP TS 29.571 [6]	Describes the presence state of the UE to a specified area of interest
DateTime	3GPP TS 29.571 [6]	
ReferenceId	3GPP TS 29.503 [35]	

## 6.2.6.2 Structured data types

### 6.2.6.2.1 Introduction

Structured data types used in Namf\_EventExposure service are specified in this clause.

## 6.2.6.2.2 Type: AmfEventSubscription

Table 6.2.6.2.2-1: Definition of type AmfEventSubscription

Attribute name	Data type	P	Cardinality	Description
eventList	array(AmfEvent)	M	1..N	Describes the events to be subscribed for this subscription.
notifyUri	Uri	M	1	Identifies the recipient of notifications sent by AMF for this subscription (NOTE 1)
notifyCorrelationId	string	M	1	Identifies the notification correlation ID. The AMF shall include this ID in the notifications. The value of this IE shall be unique per subscription for a given NF service consumer.
nflId	NfInstanceId	M	1	Indicates the instance identity of the network function creating the subscription.
subsChangeNotifyUri	Uri	C	0..1	This IE shall be present if the subscription is created by an NF service consumer on behalf of another NF (e.g UDM creating event subscription at AMF for event notifications towards NEF). When present, this IE Identifies the recipient of notifications sent by AMF, for the creation of a new subscription ID, that is considered as a change of subscription ID by the NF service consumer for event subscriptions related to single UE or as the creation of a new subscription Id for event subscriptions related to UE groups (e.g during mobility procedures involving AMF change). (NOTE 3).
subsChangeNotifyCorrelationId	string	C	0..1	This IE shall be present when an NF Service Consumer (e.g. UDM) is subscribing for events on behalf of another NF Service Consumer (e.g. NEF). When present, this IE shall contain the notification correlation ID. The AMF shall include it in the notifications for the creation of a new subscription ID that is considered as a change of subscription ID by the NF service consumer for event subscriptions related to single UE or as the creation of a new subscription Id for event subscriptions related to UE groups. The value of this IE shall be unique per subscription for a given NF service consumer that is sending this IE. (NOTE 3)..
supi	Supi	C	0..1	Subscription Permanent Identifier (NOTE 2)
groupId	GroupId	C	0..1	Identifies a group of UEs. (NOTE 2)
gpsi	Gpsi	C	0..1	Generic Public Subscription Identifier (NOTE 2)
pei	Pei	C	0..1	Permanent Equipment Identifier (NOTE 2)
anyUE	boolean	C	0..1	This IE shall be present if the event subscription is applicable to any UE. Default value "FALSE" is used, if not present (NOTE 2)
options	AmfEventMode	O	0..1	This IE may be included if the NF service consumer wants to describe how the reports of the event to be generated.
<p>NOTE 1: When an NF Service Consumer subscribes on behalf of another NF, the Notification URI identifies a resource under the authority of the other NF.</p> <p>NOTE 2: Either information about a single UE (i.e. SUPI, GPSI, PEI) or groupId, or anyUE set to "TRUE" shall be included.</p> <p>NOTE 3: Same values of "subsChangeNotifyUri" and "subsChangeNotifyCorrelationId" shall be provided by an NF service consumer to all the serving AMF if the subscriptions apply to a group and triggered by one subscription from another NF. This allows the NF service consumer to associate the subscription Id creation notifications received from different serving AMFs to the same group Id subscription,</p>				

## 6.2.6.2.3 Type: AmfEvent

Table 6.2.6.2.3-1: Definition of type AmfEvent

Attribute name	Data type	P	Cardinality	Description
type	AmfEventType	M	1	Describes the AMF event type to be reported
immediateFlag	boolean	O	0..1	Indicates if an immediate event report in the subscription response is requested. The report contains the current value / status of the event stored at the time of the subscription in the AMF (NOTE). If the flag is not present then immediate reporting shall not be done.
areaList	array(AmfEventArea)	O	1..N	Identifiers the area to be applied to PRESENT_IN_AOI_REPORT and UES_IN_AREA_REPORT event types. More than one instance of AmfEventArea IE shall be used only when the AmfEventArea is provided during event subscription for Presence Reporting Area subscription.
locationFilterList	array(LocationFilter)	O	1..N	Describes the filters to be applied for LOCATION_REPORT event type.
subscribedDataFilterList	array(SubscribedDataFilter)	O	1..N	Describes the filters to be applied for SUBSCRIBED_DATA_REPORT event type.
refId	ReferenceId	O	0..1	Indicates the Reference Id associated with the event.
NOTE: The current value of the location is the last known location if the immediate report filter request to provide the 3GPP location information down to the Cell-ID or the TAI. An NF Service Consumer willing to only receive the current location shall not set the immediateFlag to true when subscribing to a location event report.				

## 6.2.6.2.4 Type: AmfEventNotification

Table 6.2.6.2.4-1: Definition of type AmfEventNotification

Attribute name	Data type	P	Cardinality	Description
notifyCorrelationId	string	C	0..1	This IE shall be included if the notification is not for informing creation of a new subscription Id.  This IE shall also be included if the notification is for informing the creation of a new subscription Id and the corresponding event subscription did not contain subsChangeNotifyCorrelationId attribute (see subclause 6.2.6.2.2).  When present, this IE shall indicate the notification correlation Id provided by the NF service consumer during event subscription. This parameter can be useful if the NF service consumer uses a common call-back URI for multiple subscriptions.
subsChangeNotifyCorrelationId	string	C	0..1	This IE shall be included if the notification is for informing the creation of a new subscription Id at the AMF and the corresponding event subscription contains the subsChangeNotifyCorrelationId attribute (see subclause 6.2.6.2.2). When present, this IE shall be set to the value of the subsChangeNotifyCorrelationId provided during subscription (see subclause 6.2.6.2.2).
reportList	array(AmfEventReport)	C	1..N	This IE shall be present if a event is reported. When present, this IE represents the event reports to be delivered.



6.2.6.2.5 Type: AmfEventReport

**Table 6.2.6.2.5-1: Definition of type AmfEventReport**

Attribute name	Data type	P	Cardinality	Description
type	AmfEventType	M	1	Describes the type of the event which triggers the report
state	AmfEventState	M	1	Describes the state of the event which triggered the report. This IE shall be set to "TRUE" when subscriptionId IE is present.
timeStamp	DateTime	M	1	This IE shall contain the time at which the event is generated.
subscriptionId	Uri	C	0..1	This IE shall be included when the event notification is for informing the creation of a subscription Id at the AMF during mobility of a UE across AMFs.  When present, this IE shall contain the URI of the created subscription resource at the AMF.  The type IE shall be set to: - SUBSCRIPTION_ID_CHANGE, when the AMF creates a subscription Id for a UE specific event subscription during mobility registration and handover procedures involving an AMF change. - SUBSCRIPTION_ID_ADDITION, when the AMF creates a subscription Id for a group Id specific event subscription during mobility registration and handover procedures involving an AMF change.
anyUe	boolean	C	0..1	This IE shall be included and shall be set to "true", if the event subscription is a bulk subscription for number of UEs and the event reported is for one of those UEs.
supi	Supi	C	0..1	This IE shall be included if the event reported is for a particular UE or any UE. This IE identifies the UE associated with the report (NOTE).
areaList	array(AmfEventArea)	C	1..N	This IE shall be present when the AMF event type is "PRESENCE_IN_AOI_REPORT". When present, this IE represents the specified Area(s) of Interest the UE is currently IN / OUT / UNKNOWN.
refId	ReferenceId	C	0..1	This IE shall be present if a Reference Id has previously been associated with the event triggering the report.  When present, this IE shall indicate the Reference Id associated with the event which triggers the report.
gpsi	Gpsi	O	0..1	This IE may be included if the event reported is for a particular UE or any UE. This IE identifies the GPSI of the UE associated with the report (NOTE).
pei	Pei	O	0..1	This IE may be included if the event reported is for a particular UE or any UE. This IE identifies the PEI of the UE associated with the report (NOTE).
location	UserLocation	O	0..1	Represents the location information of the UE
timezone	TimeZone	O	0..1	Describes the time zone of the UE
accessTypeList	array(AccessType)	O	1..N	Describes the access type(s) of the UE
rmInfoList	array(RmInfo)	O	1..N	Describes the registration management state of the UE
cmInfoList	array(CmInfo)	O	1..N	Describes the connectivity state of the UE
reachability	UeReachability	O	0..1	Describes the reachability of the UE
subscribedData	SubscribedData	O	0..1	Represents the subscribed data of the UE received from UDM
commFailure	CommunicationFailure	O	0..1	Describes a communication failure for the UE.
numberOfUes	integer	O	0..1	Represents the number of UEs in the specified area
NOTE: If the event report corresponds to an event subscription of a single UE, then the same UE identifier (i.e. SUPI and/or GPSI and/or PEI) shall be included in the report. If the event report corresponds to an event subscription for group of UEs or any UE, then the SUPI shall be included in the event report. SUPI, PEI and GPSI shall not be present in report for UES_IN_AREA_REPORT event type.				

## 6.2.6.2.6 Type: AmfEventMode

Table 6.2.6.2.6-1: Definition of type AmfEventMode

Attribute name	Data type	P	Cardinality	Description
trigger	AmfEventTrigger	M	1	Describes how the reports are triggered.
maxReports	integer	C	0..1	This IE shall be present if the trigger is set to "CONTINUOUS". When present, this IE describes the maximum number of reports that can be generated by the subscribed event. If the AMF event subscription is for a group of UEs, this parameter shall be applied to each individual member UE of the group. If the event subscription is transferred from source AMF to target AMF, this IE shall contain: <ul style="list-style-type: none"> <li>- the remaining number of reports for the event subscription, in the case of individual UE event subscription;</li> <li>- the remaining number of reports for the event subscription for this specific UE in a group, in the case of group ID specific event subscription.</li> </ul>
expiry	DateTime	C	0..1	This IE shall be included in an event subscription response, if, based on operator policy and taking into account the expiry time included in the request, the AMF needs to include an expiry time.  This IE may be included in an event subscription request.  When present, this IE shall represent the time after which the subscribed event(s) shall stop generating report and the subscription becomes invalid. If the trigger value included in an event subscription response is "ONE_TIME" and if an event report is included in the subscription response then the value of the expiry included in the response shall be an immediate timestamp.

## 6.2.6.2.7 Type: AmfEventState

Table 6.2.6.2.7-1: Definition of type AmfEventState

Attribute name	Data type	P	Cardinality	Description
active	boolean	M	1	Represents the active state of the subscribe event. "TRUE" value indicates the event will continue generating reports; "FALSE" value indicates the event will not generate further report.
remainReports	integer	O	0..1	Represents the number of remain reports to be generated by the subscribed event.
remainDuration	DurationSec	O	0..1	Represents how long the subscribed event will continue generating reports.

## 6.2.6.2.8 Type: RmInfo

Table 6.2.6.2.8-1: Definition of type RmInfo

Attribute name	Data type	P	Cardinality	Description
rmState	RmState	M	1	Describes the registration management state of the UE
accessType	AccessType	M	1	Describes the access type of the UE that applies to the registration management state reported.

## 6.2.6.2.9 Type: CmInfo

Table 6.2.6.2.9-1: Definition of type CmInfo

Attribute name	Data type	P	Cardinality	Description
cmState	CmState	M	1	Describes the Connectivity management state of the UE
accessType	AccessType	M	1	Describes the access type of the UE that applies to the Connectivity management state reported.

## 6.2.6.2.10 Type: SubscribedData

Table 6.2.6.2.10-1: Definition of type SubscribedData

Attribute name	Data type	P	Cardinality	Description
sari	Sari	O	0..1	Represents the Service Area Restriction Information data of the UE received from UDM
rfspIndex	RfspIndex	O	0..1	Represents the RFSP Index of the UE received from UDM

## 6.2.6.2.11 Type: CommunicationFailure

Table 6.2.6.2.11-1: Definition of type CommunicationFailure

Attribute name	Data type	P	Cardinality	Description
nasReleaseCode	string	O	0..1	Describes the NAS release code for the communication failure. This IE shall be formatted following the regular expression pattern: "^(MM SM)-[0-9]{1,3}\$"  Examples: MM-7 SM-27
ranReleaseCode	NgApCause	O	0..1	Describes the RAN release code for the communication failure. If present, this IE shall contain the decimal value of the NG AP cause code values as specified in 3GPP TS 38.413 [12].

## 6.2.6.2.12 Type: AmfCreateEventSubscription

Table 6.2.6.2.12-1: Definition of type AmfCreateEventSubscription

Attribute name	Data type	P	Cardinality	Description
subscription	AmfEventSubscription	M	1	Represents the AMF Event Subscription resource to be created.
supportedFeatures	SupportedFeatures	C	0..1	This IE shall be present if at least one optional feature defined in subclause 6.2.8 is supported.

## 6.2.6.2.13 Type: AmfCreatedEventSubscription

**Table 6.2.6.2.13-1: Definition of type AmfCreatedEventSubscription**

Attribute name	Data type	P	Cardinality	Description
subscription	AmfEventSubscription	M	1	Represents the newly created AMF Event Subscription resource.
subscriptionId	Uri	M	1	Represents the URI of the newly created AMF Event Subscription resource. (NOTE 2)
reportList	array(AmfEventReport)	O	1..N	Represents the immediate event reports (i.e. the current value / status of the events subscribed), if available (NOTE 1).
supportedFeatures	SupportedFeatures	C	0..1	This IE shall be present if at least one optional feature defined in subclause 6.2.8 is supported.
NOTE 1: If the subscription is on behalf of another NF then the reports attribute shall be absent.				
NOTE 2: 3GPP TS 23.502 [3] specifies this attribute as "Subscription Correlation ID".				

## 6.2.6.2.14 Type: AmfUpdateEventSubscriptionItem

**Table 6.2.6.2.14-1: Definition of type AmfUpdateEventSubscriptionItem**

Attribute name	Data type	P	Cardinality	Description
op	string	M	1	This IE indicates the patch operation as defined in IETF RFC 6902 [14] to be performed on resource. This IE shall support the following values: - "add" - "replace" - "remove"
path	string	M	1	This IE contains a JSON pointer value (as defined in IETF RFC 6901 [12]) that references a location of a resource on which the patch operation shall be performed.  This IE shall contain the JSON pointer to a valid index of the "/eventList" array in the AMF Event Subscription, formatted with following pattern: <code>\eventList/[0-]\$\eventList/[1-9][0-9]*\$</code>  Example: "/eventList/0" stands for the first member of the array; "/eventList/10" stands for the 11 <sup>th</sup> member of the array; "/eventList/-" stands for a new (non-existent) member after the last existing array element. Only allowed with "add" operation.
value	AmfEvent	C	0..1	This IE indicates a new AMF event to be added or updated value of an existing AMF event to be modified. It shall be present if the patch operation is "add" or "replace"

## 6.2.6.2.15 Type: AmfUpdatedEventSubscription

**Table 6.2.6.2.15-1: Definition of type AmfUpdatedEventSubscription**

Attribute name	Data type	P	Cardinality	Description
subscription	AmfEventSubscription	M	1	Represents the updated AMF Event Subscription resource.

## 6.2.6.2.16 Type: AmfEventArea

**Table 6.2.6.2.16-1: Definition of type AmfEventArea**

Attribute name	Data type	P	Cardinality	Description
presenceInfo	PresenceInfo	C	0..1	This IE shall be present if the Area of Interest subscribed is not a LADN service area (e.g Presence Reporting Area or a list of TAIs / cell Ids) . (See NOTE)
ladnInfo	LadnInfo	C	0..1	This IE shall be present if the Area of Interest subscribed is a LADN service area.
NOTE: When the AmfEventArea is provided during event subscription, then for UE specific presence reporting area subscription, the prald along with what constitutes that UE specific presence reporting area (i.e. set of Tai and/or set of ecgi and/or set of ncgi and/or set of globalRanNodeId) shall be provided.				

## 6.2.6.2.17 Type: LadnInfo

**Table 6.2.6.2.17-1: Definition of type LadnInfo**

Attribute name	Data type	P	Cardinality	Description
ladn	string	M	1	Represents the Local Access Data Network DNN. The AMF shall identify the list of tracking areas corresponding to the LADN DNN based on local configuration.
presence	PresenceState	C	0..1	This IE shall be included when the UE presence in area of interest is reported. When present, this IE contains the status of UE presence within the Area of Interest (IN / OUT / UNKNOWN).

## 6.2.6.2.18 Type: AmfUpdateEventOptionItem

**Table 6.2.6.2.18-1: Definition of type AmfUpdateEventOptionItem**

Attribute name	Data type	P	Cardinality	Description
op	string	M	1	This IE indicates the patch operation as defined in IETF RFC 6902 [14] to be performed on resource. This IE shall support the following values: - "replace"
path	string	M	1	This IE contains a JSON pointer value (as defined in IETF RFC 6901 [12]) that references a location of a resource on which the patch operation shall be performed.  This IE shall contain the JSON pointer to "/options/expiry" attribute of the event subscription resource.
value	DateTime	M	1	This IE indicates the updated expiry timer value as suggested by the NF service consumer.

## 6.2.6.3 Simple data types and enumerations

## 6.2.6.3.1 Introduction

This subclause defines simple data types and enumerations that can be referenced from data structures defined in the previous subclauses.

## 6.2.6.3.2 Simple data types

The simple data types defined in table 6.2.6.3.2-1 shall be supported.

Table 6.2.6.3.2-1: Simple data types

Type Name	Type Definition	Description
5gGuti	string	5G Global Unique Temporary Identifier, defined in subclause 5.9.4 of 3GPP TS 23.501 [2]
Sari	Bytes	Service Area Restriction information
RfspIndex	integer	RFSP Index

## 6.2.6.3.3 Enumeration: AmfEventType

Table 6.2.6.3.3-1: Enumeration AmfEventType

Enumeration value	Description
"LOCATION_REPORT"	A NF subscribes to this event to receive the Last Known Location of a UE or a group of UEs, and Updated Location of the UE or any UE in the group when AMF becomes aware of a location change of the UE.
"PRESENCE_IN_AOI_REPORT"	A NF subscribes to this event to receive the current present state of a UE in a specific Area of Interest (AOI), and notification when a specified UE enters or leaves the specified area. The area could be identified by a TA list, an area ID or specific interest area name like "LADN".
"TIMEZONE_REPORT"	A NF subscribes to this event to receive the current time zone of a UE or a group of UEs, and updated time zone of the UE or any UE in the group when AMF becomes aware of a time zone change of the UE.
"ACCESS_TYPE_REPORT"	A NF subscribes to this event to receive the current access type(s) of a UE or a group of UEs, and updated access type(s) of the UE or any UE in the group when AMF becomes aware of the access type change of the UE.
"REGISTRATION_STATE_REPORT"	A NF subscribes to this event to receive the current registration state of a UE or a group of UEs, and report for updated registration state of a UE or any UE in the group when AMF becomes aware of a registration state change of the UE.
"CONNECTIVITY_STATE_REPORT"	A NF subscribes to this event to receive the current connectivity state of a UE or a group of UEs, and report for updated connectivity state of a UE or any UE in the group when AMF becomes aware of a connectivity state change of the UE.
"REACHABILITY_REPORT"	A NF subscribes to this event to receive the current reachability of a UE or a group of UEs, and report for updated reachability of a UE or any UE in the group when AMF becomes aware of a reachability change of the UE.
"SUBSCRIBED_DATA_REPORT"	A NF subscribes to this event to receive the current Subscribed Data for the UE(s) received from UDM, and notification when AMF received updated subscribed data for the UE(s) from UDM.
"COMMUNICATION_FAILURE_REPORT"	A NF subscribes to this event to receive the Communication failure report of a UE or group of UEs or any UE.
"UES_IN_AREA_REPORT"	A NF subscribes to this event to receive the number of UEs in a specific area.
"SUBSCRIPTION_ID_CHANGE"	This event type is used by the AMF to inform the NF service consumer that the subscription Id for the event subscription is changed (e.g. Subscription Id creation at the target AMF for individual UE level event subscriptions, during mobility registration or handover procedures involving an AMF change). This event needs no explicit subscription form an NF service consumer.
"SUBSCRIPTION_ID_ADDITION"	This event type is used by the AMF to inform the NF service consumer that a new subscription Id is added (e.g creation of an event subscription for a UE group level event subscription at the target AMF, during mobility registration or handover procedures involving AMF change for a UE belonging to a group Id and when such a UE is the first UE of the group registering at the target AMF). This event needs no explicit subscription form the NF service consumer.

## 6.2.6.3.4 Enumeration: AmfEventTrigger

**Table 6.2.6.3.4-1: Enumeration AmfEventTrigger**

Enumeration value	Description
"ONE_TIME"	Defines that AMF should generate report for the event only once. After reporting, the subscription to this event will be terminated.
"CONTINUOUS"	Defines that AMF should continuously generate reports for the event, until the subscription to this event ends, due to end of report duration or the event being unsubscribed explicitly

## 6.2.6.3.5 Enumeration: LocationFilter

**Table 6.2.6.3.5-1: Enumeration LocationFilter**

Enumeration value	Description
"TAI"	Indicates any change of the TA used by the UE should be reported
"CELL_ID"	Indicates any change of the Cell used by the UE should be reported
"N3IWF"	Indicates any change of the N3IWF node used by the UE should be reported
"UE_IP"	Indicates any change of the UE local IP address should be reported
"UDP_PORT"	Indicates any change of local UDP port used by the UE reported

## 6.2.6.3.6 Enumeration: SubscribedDataFilter

**Table 6.2.6.3.6-1: Enumeration SubscribedDataFilter**

Enumeration value	Description
"SARI"	Indicates any change of the Service Area Restriction Information for the UE received from UDM should be reported
"RFSP_INDEX"	Indicates any change of the RFSP Index for the UE received from UDM should be reported

## 6.2.6.3.7 Enumeration: UeReachability

**Table 6.2.6.3.7-1: Enumeration UeReachability**

Enumeration value	Description
"UNREACHABLE"	Indicates the UE is not reachable
"REACHABLE"	Indicates the UE is reachable for services
"REGULATORY_ONLY"	Indicates the UE is reachable only for Regulatory Prioritized Service

## 6.2.6.3.8 Void

## 6.2.6.3.9 Enumeration: RmState

**Table 6.2.6.3.9-1: Enumeration RmState**

Enumeration value	Description
"REGISTERED"	Indicates the UE in RM-REGISTERED state
"DEREGISTERED"	Indicates the UE in RM-DEREGISTERED state



## 6.2.6.3.10 Enumeration: CmState

**Table 6.2.6.3.10-1: Enumeration CmState**

Enumeration value	Description
"IDLE"	Indicates the UE is in CM-IDLE state
"CONNECTED"	Indicates the UE is in CM-CONNECTED state

## 6.2.6.4 Binary data

None.

## 6.2.7 Error Handling

## 6.2.7.1 General

HTTP error handling shall be supported as specified in subclause 5.2.4 of 3GPP TS 29.500 [4].

## 6.2.7.2 Protocol Errors

Protocol Error Handling shall be supported as specified in subclause 5.2.7 of 3GPP TS 29.500 [4].

## 6.2.7.3 Application Errors

The common application errors defined in the Table 5.2.7.2-1 in 3GPP TS 29.500 [4] may also be used for the Namf\_EventExposure service, and the following application errors listed in Table 6.2.7.3-1 are specific for the Namf\_EventExposure service.

**Table 6.2.7.3-1: Application errors**

Application Error	HTTP status code	Description
UE_NOT_SERVED_BY_AMF	403 Forbidden	Indicates the creation or the modification of a subscription has failed due to an application error when the UE is not served by the AMF.
SUBSCRIPTION_NOT_FOUND	404 Not Found	Indicates the modification of subscription has failed due to an application error when the subscription is not found in the AMF.

## 6.2.8 Feature Negotiation

The feature negotiation mechanism specified in subclause 6.6 of 3GPP TS 29.500 [4] shall be used to negotiate the optional features applicable between the AMF and the NF Service Consumer, for the Namf\_EventExposure service, if any.

The NF Service Consumer shall indicate the optional features it supports for the Namf\_EventExposure service, if any, by including the supportedFeatures attribute in payload of the HTTP Request Message for subscription resource creation.

The AMF shall determine the supported features for the service operations as specified in subclause 6.6 of 3GPP TS 29.500 [4] and shall indicate the supported features by including the supportedFeatures attribute in payload of the HTTP response for subscription resource creation.

The syntax of the supportedFeatures attribute is defined in subclause 5.2.2 of 3GPP TS 29.571 [13].

The following features are defined for the Namf\_EventExposure service:

**Table 6.2.8-1: Features of supportedFeatures attribute used by Namf\_EventExposure service**

Feature Number	Feature	M/O	Description
Feature number: The order number of the feature within the supportedFeatures attribute (starting with 1). Feature: A short name that can be used to refer to the bit and to the feature. M/O: Defines if the implementation of the feature is mandatory ("M") or optional ("O"). Description: A clear textual description of the feature.			

## 6.2.9 Security

As indicated in 3GPP TS 33.501 [27], the access to the Namf\_EventExposure API may be authorized by means of the OAuth2 protocol (see IETF RFC 6749 [28]), using the "Client Credentials" authorization grant, where the NRF (see 3GPP TS 29.510 [29]) plays the role of the authorization server.

If OAuth2 authorization is used, an NF Service Consumer, prior to consuming services offered by the Namf\_EventExposure API, shall obtain a "token" from the authorization server, by invoking the Access Token Request service, as described in 3GPP TS 29.510 [29], subclause 5.4.2.2.

**NOTE:** When multiple NRFs are deployed in a network, the NRF used as authorization server is the same NRF that the NF Service Consumer used for discovering the Namf\_EventExposure service.

The Namf\_EventExposure API defines scopes for OAuth2 authorization as specified in 3GPP TS 33.501 [27]; it defines a single scope consisting on the name of the service (i.e., "namf-evts"), and it does not define any additional scopes at resource or operation level.

## 6.3 Namf\_MT Service API

### 6.3.1 API URI

URIs of this API shall have the following root:

```
{apiRoot}/{apiName}/{apiVersion}/
```

where "apiRoot" is defined in subclause 4.4.1 of 3GPP TS 29.501 [5], the "apiName" shall be set to "namf-mt" and the "apiVersion" shall be set to "v1" for the current version of this specification.

### 6.3.2 Usage of HTTP

#### 6.3.2.1 General

HTTP/2, as defined in IETF RFC 7540 [19], shall be used as specified in clause 5 of 3GPP TS 29.500 [4].

HTTP/2 shall be transported as specified in subclause 5.3 of 3GPP TS 29.500 [4].

HTTP messages and bodies for the Namf\_MT service shall comply with the OpenAPI [23] specification contained in Annex A.

#### 6.3.2.2 HTTP standard headers

##### 6.3.2.2.1 General

The usage of HTTP standard headers shall be supported as specified in subclause 5.2.2 of 3GPP TS 29.500 [4].

##### 6.3.2.2.2 Content type

The JSON format shall be supported. The use of the JSON format (IETF RFC 8259 [8]) shall be signalled by the content type "application/json". See also subclause 5.4 of 3GPP TS 29.500 [4].

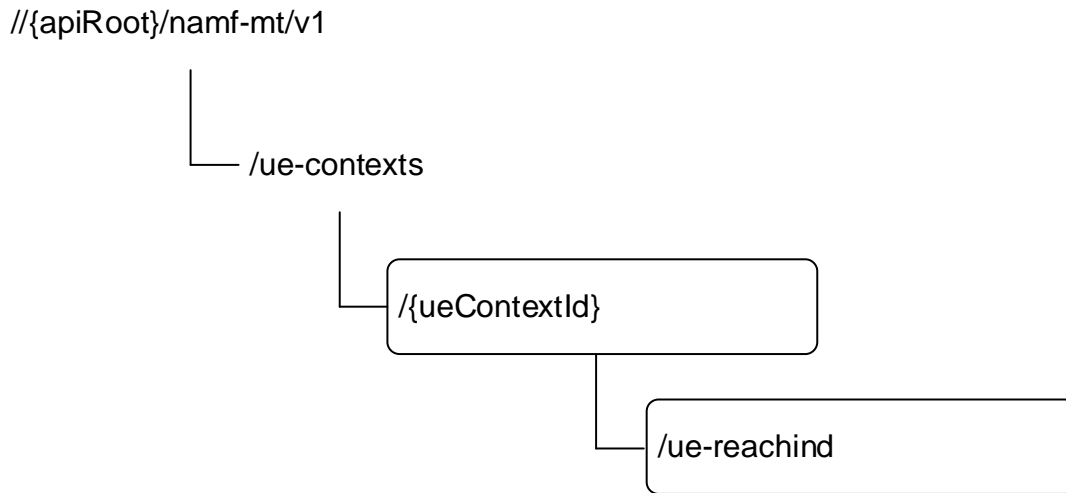
### 6.3.2.3 HTTP custom headers

#### 6.3.2.3.1 General

In this release of this specification, no custom headers specific to the Namf\_MT service are defined. For 3GPP specific HTTP custom headers used across all service based interfaces, see clause 5.2.3 of 3GPP TS 29.500 [4].

### 6.3.3 Resources

#### 6.3.3.1 Overview



**Figure 6.3.3.1-1: Resource URI structure of the Namf\_MT Service API**

Table 6.3.3.1-1 provides an overview of the resources and applicable HTTP methods.

**Table 6.3.3.1-1: Resources and methods overview**

Resource name	Resource URI	HTTP method or custom operation	Description
ueReachInd	{apiRoot}/namf-mt/v1/ue-contexts/{ueContextId}/ue-reachind	PUT	Update the ueReachInd to UE Reachable
ueContext	{apiRoot}/namf-mt/v1/ue-contexts/{ueContextId}	GET	Map to following service operation: - ProvideDomainSelectionInfo

#### 6.3.3.2 Resource: ueReachInd

##### 6.3.3.2.1 Description

This resource represents the ueReachInd for a SUPI.

This resource is modelled as the Document resource archetype (see subclause C.1 of 3GPP TS 29.501 [5]).

##### 6.3.3.2.2 Resource Definition

Resource URI: {apiRoot}/namf-mt/v1/ue-contexts/{ueContextId}/ue-reachind

This resource shall support the resource URI variables defined in table 6.3.3.2.2-1.

**Table 6.3.3.2.2-1: Resource URI variables for this resource**

Name	Definition
apiRoot	See subclause 6.3.1
ueContextId	Represents the Subscription Permanent Identifier (see 3GPP TS 23.501 [2] clause 5.9.2) pattern: "(imsi-[0-9]{5,15} nai-.[ .+)")"

### 6.3.3.2.3 Resource Standard Methods

#### 6.3.3.2.3.1 PUT

This method shall support the URI query parameters specified in table 6.3.3.2.3.1-1.

**Table 6.3.3.2.3.1-1: URI query parameters supported by the PUT method on this resource**

Name	Data type	P	Cardinality	Description
n/a				

This method shall support the request data structures specified in table 6.3.3.2.3.1-2 and the response data structures and response codes specified in table 6.3.3.2.3.1-3.

**Table 6.3.3.2.3.1-2: Data structures supported by the PUT Request Body on this resource**

Data type	P	Cardinality	Description
EnableUeReachabilityReqData	M	1	Contain the State of the UE, the value shall be set to UE Reachable.

**Table 6.3.3.2.3.1-3: Data structures supported by the PUT Response Body on this resource**

Data type	P	Cardinality	Response codes	Description
EnableUeReachabilityRspData	M	1	200 OK	Indicate the ueReachInd is updated to UE Reachable.
ProblemDetails	M	1	307 Temporary Redirect	This represents the case when the related UE context is not fully available at the target NF Service Consumer (e.g. AMF) during a planned maintenance case (e.g. AMF planned maintenance without UDSF case). The "cause" attribute shall be set to the following application error: <ul style="list-style-type: none"> <li>- NF_CONSUMER_REDIRECT_ONE_TXN</li> </ul> See table 6.3.7.3-1 for the description of these errors  The Location header of the response shall be set to the target NF Service Consumer (e.g. AMF) to which the request is redirected.
ProblemDetails	M	1	403 Forbidden	The "cause" attribute shall be set to one of the following application errors: <ul style="list-style-type: none"> <li>- UNABLE_TO_PAGE_UE</li> <li>- UNSPECIFIED</li> </ul> See table 6.3.7.3-1 for the description of this error.
ProblemDetails	M	1	404 Not Found	This represents the case when the related UE is not found in the NF Service Consumer (e.g. AMF). The "cause" attribute shall be set to one of the following application error: <ul style="list-style-type: none"> <li>- CONTEXT_NOT_FOUND</li> </ul> See table 6.3.7.3-1 for the description of these errors
ProblemDetails	M	1	503 Service Unavailable	The "cause" attribute shall be set to one of the errors defined in Table 5.2.7.2-1 of 3GPP TS 29.500 [4].  The HTTP header field "Retry-After" shall not be included in this scenario.
ProblemDetails	M	1	504 Gateway Timeout	The "cause" attribute shall be set to the following application error: <ul style="list-style-type: none"> <li>- UE_NOT_RESPONDING</li> </ul> See table 6.3.7.3-1 for the description of this error.

#### 6.3.3.2.4 Resource Custom Operations

There is no custom operation supported on this resource.

### 6.3.3.3 Resource: UeContext

#### 6.3.3.3.1 Description

This resource represents the UeContext for a UE.

This resource is modelled as the Document resource archetype (see subclause C.1 of 3GPP TS 29.501 [5]).

#### 6.3.3.3.2 Resource Definition

Resource URI: {apiRoot}/namf-nt/v1/ue-contexts/{ueContextId}

This resource shall support the resource URI variables defined in table 6.3.3.3.2-1.

**Table 6.3.3.3.2-1: Resource URI variables for this resource**

Name	Definition
apiRoot	See subclause 6.3.1
ueContextId	Represents the Subscription Permanent Identifier (see 3GPP TS 23.501 [2] clause 5.9.2) pattern: "(imsi-[0-9]{5,15})nai-.)"

### 6.3.3.3.3 Resource Standard Methods

#### 6.3.3.3.3.1 GET

This method shall support the URI query parameters specified in table 6.3.3.3.3.1-1.

**Table 6.3.3.2.3.1-1: URI query parameters supported by the GET method on this resource**

Name	Data type	P	Cardinality	Description
Info-class	UeContextInfoClass	M	1	Indicates the class of the UE Context information elements to be fetched.
Supported-features	SupportedFeatures	C	0..1	This IE shall be present if at least one optional feature defined in subclause 6.3.8 is supported.

This method shall support the request data structures specified in table 6.3.3.3.3.1-2 and the response data structures and response codes specified in table 6.3.3.3.3.1-3.

**Table 6.3.3.3.3.1-2: Data structures supported by the GET Request Body on this resource**

Data type	P	Cardinality	Description
n/a			

**Table 6.3.3.3.3.1-3: Data structures supported by the GET Response Body on this resource**

Data type	P	Cardinality	Response codes	Description
UeContextInfo	M	1	200 OK	This represents the operation is successful and request UE Context information is returned.
ProblemDetails	M	1	307 Temporary Redirect	This represents the case when the related UE context is not fully available at the target NF Service Consumer (e.g. AMF) during a planned maintenance case (e.g. AMF planned maintenance without UDSF case). The "cause" attribute shall be set to one of the following application error: - NF_CONSUMER_REDIRECT_ONE_TXN See table 6.3.7.3-1 for the description of these errors  The Location header of the response shall be set to the target NF Service Consumer (e.g. AMF) to which the request is redirected.
ProblemDetails	M	1	403 Forbidden	Indicates the operation has failed due to application error.  The "cause" attribute shall be set to the following application error: - UNABLE_TO_PAGE_UE  See table 6.3.7.3-1 for the description of these errors.
ProblemDetails	M	1	404 Not Found	Indicates the operation has failed due to application error. The "cause" attribute shall be set to the following application error: - CONTEXT_NOT_FOUND  See table 6.3.7.3-1 for the description of these errors

#### 6.3.3.3.4 Resource Custom Operations

There is no custom operation supported on this resource.

### 6.3.4 Custom Operations without associated resources

There are no custom operations without associated resources supported on Namf\_MT service.

## 6.3.5 Notifications

There are no notifications supported on Namf\_MT service.

## 6.3.6 Data Model

### 6.3.6.1 General

This subclause specifies the application data model supported by the API.

Table 6.3.6.3-1 specifies the data types defined for the Namf\_MT service based interface protocol.

**Table 6.3.6.3-1: Namf\_MT specific Data Types**

Data type	Section defined	Description
EnableUeReachabilityReqData	6.3.6.2.2	Contain the UeReachability, indicates the desired reachability status of the UE
EnableUeReachabilityRspData	6.3.6.2.3	Indicates the reachability of UE has been changed as requested.
UeContextInfo	6.3.6.2.4	Contains the UE Context Information
UeContextInfoClass	6.3.6.3.5	Indicates the UE Context information class

Table 6.3.6.3-2 specifies data types re-used by the Namf\_MT service based interface protocol from other specifications, including a reference to their respective specifications and when needed, a short description of their use within the Namf\_MT service based interface.

**Table 6.3.6.3-2: Namf\_MT re-used Data Types**

Data type	Reference	Comments
ProblemDetails	3GPP TS 29.571 [6]	Common data type used in response bodies
supportedFeatures	3GPP TS 29.571 [6]	Supported Features
AccessType	3GPP TS 29.571 [6]	Access Type
RatType	3GPP TS 29.571 [6]	RAT Type
UeReachability	6.2.6.3.7	Describes the reachability of the UE

### 6.3.6.2 Structured data types

#### 6.3.6.2.1 Introduction

Structured data types used in Namf\_MT service are specified in this clause.

#### 6.3.6.2.2 Type: EnableUeReachabilityReqData

**Table 6.3.6.3.2-1: Definition of type EnableUeReachabilityReqData**

Attribute name	Data type	P	Cardinality	Description
reachability	UeReachability	M	1	Indicates the desired reachability of the UE
supportedFeatures	SupportedFeatures	C	0..1	This IE shall be present if at least one optional feature defined in subclause 6.3.8 is supported.

#### 6.3.6.2.3 Type: EnableUeReachabilityRspData

**Table 6.3.6.2.3-1: Definition of type EnableUeReachabilityRspData**

Attribute name	Data type	P	Cardinality	Description
reachability	UeReachability	M	1	Indicates the current reachability of the UE
supportedFeatures	SupportedFeatures	C	0..1	This IE shall be present if at least one optional feature defined in subclause 6.3.8 is supported.

## 6.3.6.2.4 Type: UeContextInfo

Table 6.3.6.2.3-1: Definition of type UeContextInfo

Attribute name	Data type	P	Cardinality	Description
supportVoPS	boolean	C	0..1	This IE shall be present when following UE Context Information class are required: - "TADS"  When present, this IE shall indicate whether or not IMS voice over PS Session is supported in the registration area (s) where the UE is currently registered in 3GPP access.
supportVoPSn3gpp	boolean	C	0..1	This IE shall be present when the UE is registered in WLAN non 3GPP access and the following UE Context Information class are required: - "TADS"  When present, this IE shall indicate whether or not IMS voice over PS Session Supported Indication over non-3GPP access is supported in the WLAN where the UE is currently registered.
lastActTime	DateTime	C	0..1	This IE shall be present when following UE Context Information class are required: - "TADS"  When present, this IE shall indicate the time stamp of the last radio contact with the UE.
accessType	AccessType	C	0..1	This IE shall be present when following UE Context Information class are required: - "TADS"  When present, this IE shall indicate the current access type of the UE.
ratType	RatType	C	0..1	This IE shall be present when following UE Context Information class are required: - "TADS"  When present, this IE shall indicate the current RAT type of the UE.
supportedFeatures	SupportedFeatures	C	0..1	This IE shall be present if at least one optional feature defined in subclause 6.3.8 is supported.

## 6.3.6.3.5 Enumeration: UeContextInfoClass

Table 6.3.6.3.x-1: Enumeration UeContextInfoClass

Enumeration value	Description
"TADS"	Defines the UE Context Information for Terminating Domain Selection for IMS Voice over PS.

## 6.3.6.3 Simple data types and enumerations

## 6.3.6.3.1 Introduction

This subclause defines simple data types and enumerations that can be referenced from data structures defined in the previous subclauses.

## 6.3.6.3.2 Simple data types

The simple data types defined in table 6.3.6.3.2-1 shall be supported.



**Table 6.3.6.3.2-1: Simple data types**

Type Name	Type Definition	Description

#### 6.3.6.4 Binary data

None.

### 6.3.7 Error Handling

#### 6.3.7.1 General

HTTP error handling shall be supported as specified in subclause 5.2.4 of 3GPP TS 29.500 [4].

#### 6.3.7.2 Protocol Errors

Protocol Error Handling shall be supported as specified in subclause 5.2.7 of 3GPP TS 29.500 [4].

#### 6.3.7.3 Application Errors

The common application errors defined in the Table 5.2.7.2-1 in 3GPP TS 29.500 [4] may also be used for the Namf\_MT service, and the following application errors listed in Table 6.3.7.3-1 are specific for the Namf\_MT service.

**Table 6.3.7.3-1: Application errors**

Application Error	HTTP status code	Description
NF_CONSUMER_REDIRECT_ONE_TXN	307 Temporary Redirect	The request has been asked to be redirected to a specified target.
UNABLE_TO_PAGE_UE	403 Forbidden	AMF is unable page the UE, temporarily.
CONTEXT_NOT_FOUND	404 Not Found	The related UE is not found in the NF Service Consumer.
UE_NOT_RESPONDING	504 Gateway Timeout	UE is not responding to the request initiated by the network, e.g. Paging.

### 6.3.8 Feature Negotiation

The feature negotiation mechanism specified in subclause 6.6 of 3GPP TS 29.500 [4] shall be used to negotiate the optional features applicable between the AMF and the NF Service Consumer, for the Namf\_MT service, if any.

The NF Service Consumer shall indicate the optional features it supports for the Namf\_MT service, if any, by including the supportedFeatures attribute in payload of the HTTP Request Message for following service operations:

- EnableUEReachability, as specified in subclause 5.4.2.2;
- ProvideDomainSelectionInfo, as specified in subclause 5.4.2.3;The AMF shall determine the supported features for the service operations as specified in subclause 6.6 of 3GPP TS 29.500 [4] and shall indicate the supported features by including the supportedFeatures attribute in payload of the HTTP response for the service operation.

The syntax of the supportedFeatures attribute is defined in subclause 5.2.2 of 3GPP TS 29.571 [13].

The following features are defined for the Namf\_MT service.

**Table 6.3.8-1: Features of supportedFeatures attribute used by Namf\_MT service**

Feature Number	Feature	M/O	Description
Feature number: The order number of the feature within the supportedFeatures attribute (starting with 1). Feature: A short name that can be used to refer to the bit and to the feature. M/O: Defines if the implementation of the feature is mandatory ("M") or optional ("O"). Description: A clear textual description of the feature.			

## 6.3.9 Security

As indicated in 3GPP TS 33.501 [27], the access to the Namf\_MT API may be authorized by means of the OAuth2 protocol (see IETF RFC 6749 [28]), using the "Client Credentials" authorization grant, where the NRF (see 3GPP TS 29.510 [29]) plays the role of the authorization server.

If OAuth2 authorization is used, an NF Service Consumer, prior to consuming services offered by the Namf\_MT API, shall obtain a "token" from the authorization server, by invoking the Access Token Request service, as described in 3GPP TS 29.510 [29], subclause 5.4.2.2.

**NOTE:** When multiple NRFs are deployed in a network, the NRF used as authorization server is the same NRF that the NF Service Consumer used for discovering the Namf\_MT service.

The Namf\_MT API defines scopes for OAuth2 authorization as specified in 3GPP TS 33.501 [27]; it defines a single scope consisting on the name of the service (i.e., "namf-mt"), and it does not define any additional scopes at resource or operation level.

## 6.4 Namf\_Location Service API

### 6.4.1 API URI

URIs of this API shall have the following root:

```
{apiRoot}/{apiName}/{apiVersion}/
```

where "apiRoot" is defined in subclause 4.4.1 of 3GPP TS 29.501 [5], the "apiName" shall be set to "namf-loc" and the "apiVersion" shall be set to "v1" for the current version of this specification.

### 6.4.2 Usage of HTTP

#### 6.4.2.1 General

HTTP/2, as defined in IETF RFC 7540 [19], shall be used as specified in clause 5 of 3GPP TS 29.500 [4].

HTTP/2 shall be transported as specified in subclause 5.3 of 3GPP TS 29.500 [4].

HTTP messages and bodies for the Namf\_Location service shall comply with the OpenAPI [23] specification contained in Annex A.

#### 6.4.2.2 HTTP standard headers

##### 6.4.2.2.1 General

The usage of HTTP standard headers shall be supported as specified in subclause 5.2.2 of 3GPP TS 29.500 [4].

##### 6.4.2.2.2 Content type

The JSON format shall be supported. The use of the JSON format (IETF RFC 8259 [8]) shall be signalled by the content type "application/json". See also subclause 5.4 of 3GPP TS 29.500 [4].

### 6.4.2.3 HTTP custom headers

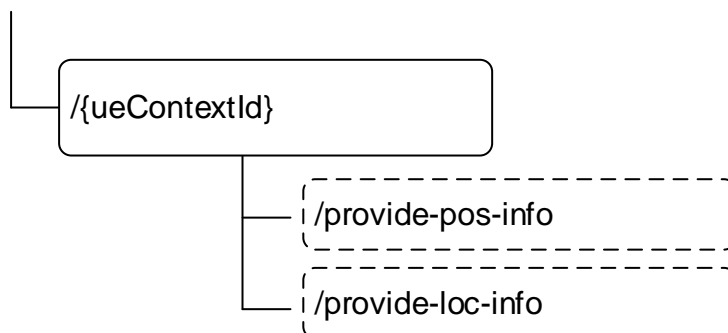
#### 6.4.2.3.1 General

In this release of this specification, no custom headers specific to the Namf\_Location service are defined. For 3GPP specific HTTP custom headers used across all service based interfaces, see clause 5.2.3 of 3GPP TS 29.500 [4].

## 6.4.3 Resources

### 6.4.3.1 Overview

//{apiRoot}/namf-loc/v1



**Figure 6.4.3.1-1: Resource URI structure of the Namf\_Location Service API**

Table 6.4.3.1-1 provides an overview of the resources and applicable HTTP methods.

**Table 6.4.3.1-1: Resources and methods overview**

Resource name	Resource URI	HTTP method or custom operation	Description
Individual UE context	{apiRoot}/namf-loc/v1/{ueContextId}/provide-pos-info	(POST) provide-pos-info	ProvidePositioningInfo
	{apiRoot}/namf-loc/v1/{ueContextId}/provide-loc-info	(POST) provide-loc-info	ProvideLocationInfo

### 6.4.3.2 Resource: Individual UE Context

#### 6.4.3.2.1 Description

This resource represents an individual ueContextId.

This resource is modelled with the Document resource archetype (see subclause C.1 of 3GPP TS 29.501 [5]).

#### 6.4.3.2.2 Resource Definition

Resource URI: {apiRoot}/namf-loc/v1/{ueContextId}

This resource shall support the resource URI variables defined in table 6.4.3.2.2-1.

**Table 6.4.3.2.2-1: Resource URI variables for this resource**

Name	Definition
apiRoot	See subclause 6.4.1
ueContextId	Represents the Subscription Permanent Identifier (see 3GPP TS 23.501 [2] clause 5.9.2) pattern: "(imsi-[0-9]{5,15} nai-.+ .+)" Or represents the Permanent Equipment Identifier (see 3GPP TS 23.501 [2] clause 5.9.3) pattern: "(imei-[0-9]{15} imeisv-[0-9]{16} .+)"

### 6.4.3.2.3 Resource Standard Methods

There are no standard methods supported on this resource.

### 6.4.3.2.4 Resource Custom Operations

#### 6.4.3.2.4.1 Overview

**Table 6.4.3.2.4.1-1: Custom operations**

Custom operation URI	Mapped HTTP method	Description
{apiRoot}/namf-loc/v1/{ueContextId}/provide-pos-info	POST	Request the positioning information of the UE. It is used for the ProvidePositioningInfo service operation.
{apiRoot}/namf-loc/v1/{ueContextId}/provide-loc-info	POST	Request the Network Provided Location Information of the UE.

#### 6.4.3.2.4.2 Operation: (POST) provide-pos-info

##### 6.4.3.2.4.2.1 Description

This ueContextId identifies the individual ueContext resource is composed by UE's SUPI or PEI.

##### 6.4.3.2.4.2.2 Operation Definition

This operation shall support the request data structures specified in table 6.4.3.2.4.2.2-1 and the response data structure and response codes specified in table 6.4.3.2.4.2.2-2.

**Table 6.4.3.2.4.2.2-1: Data structures supported by the provide-pos-info operation Request Body**

Data type	P	Cardinality	Description
RequestPosInfo	M	1	The information to request the positioning information of the UE.

**Table 6.4.3.2.4.2-2: Data structures supported by the provide-pos-info operation Response Body**

Data type	P	Cardinality	Response codes	Description
ProvidePosInfo	M	1	200 OK	This case represents a successful query of the UE positioning information, the AMF returns the related information in the response.
ProblemDetails	M	1	403 Forbidden	The "cause" attribute shall be set to one of the following application errors: <ul style="list-style-type: none"> <li>- UNAUTHORIZED_REQUESTING_NETWORK</li> <li>- USER_UNKNOWN</li> <li>- DETACHED_USER</li> <li>- POSITIONING_DENIED</li> <li>- UNSPECIFIED</li> </ul> See table 6.4.7.3-1 for the description of these errors.
ProblemDetails	M	1	500 Internal Server Error	The "cause" attribute shall be set to the following application error: <ul style="list-style-type: none"> <li>- POSITIONING_FAILED</li> </ul> See table 6.1.7.3-1 for the description of these errors.
ProblemDetails	M	1	504 Gateway Timeout	The "cause" attribute shall be set to one of the following application errors: <ul style="list-style-type: none"> <li>- UNREACHABLE_USER</li> <li>- PEER_NOT_RESPONDING</li> </ul> See table 6.4.7.3-1 for the description of this error.

#### 6.4.3.2.4.3 Operation: (POST) provide-loc-info

##### 6.4.3.2.4.3.1 Description

This ueContextId identifies the individual ueContext resource is composed by UE's SUPI.

##### 6.4.3.2.4.3.2 Operation Definition

This operation shall support the request data structures specified in table 6.4.3.2.4.3.2-1 and the response data structure and response codes specified in table 6.4.3.2.4.3.2-2.

**Table 6.4.3.2.4.3.2-1: Data structures supported by the provideLocInfo operation Request Body**

Data type	P	Cardinality	Description
RequestLocInfo	M	1	The information to request the NPLI of the UE.

**Table 6.4.3.2.4.3.2-2: Data structures supported by the provide-loc-info operation Response Body**

Data type	P	Cardinality	Response codes	Description
ProvideLocInfo	M	1	200 OK	This case represents a successful query of the NPLI of the target UE, the AMF returns the related information in the response.
ProblemDetails	M	1	403 Forbidden	The "cause" attribute shall be set to one of the following application errors: <ul style="list-style-type: none"> <li>- UNSPECIFIED</li> </ul> See table 6.4.7.3-1 for the description of these errors.
ProblemDetails	M	1	404 Not Found	The "cause" attribute shall be set to one of the following application errors: <ul style="list-style-type: none"> <li>- CONTEXT_NOT_FOUND</li> </ul> See table 6.4.7.3-1 for the description of these errors.

## 6.4.4 Custom Operations without associated resources

There are no custom operations without associated resources supported on Namf\_Location service.

## 6.4.5 Notifications

### 6.4.5.1 General

This clause provides the definition of the EventNotify notification of the Namf\_Location service.

### 6.4.5.2 Event Notify

#### 6.4.5.2.1 Description

This resource represents the callback reference of the NF Service Consumer (e.g. GMLC) to receive LCS event notify.

#### 6.4.5.2.2 Notification Definition

Callback URI: {locationNotificationUri}

See subclause 5.5.2.3.1 for the description of how the AMF obtains the Callback URI of the NF Service Consumer (e.g. GMLC).

#### 6.4.5.2.3 Notification Standard Methods

##### 6.4.5.2.3.1 POST

This method sends an LCS event notify to the NF Service Consumer.

This method shall support the request data structures specified in table 6.4.5.2.3.1-1 and the response data structures and response codes specified in table 6.4.5.2.3.1-2.

**Table 6.4.5.2.3.1-1: Data structures supported by the POST Request Body**

Data type	P	Cardinality	Description
NotifiedPosInfo	M	1	Representation of the LCS event notify.

**Table 6.4.5.2.3.1-2: Data structures supported by the POST Response Body**

Data type	P	Cardinality	Response codes	Description
n/a			204 No Content	This case represents a successful notification of the LCS event.

## 6.4.6 Data Model

### 6.4.6.1 General

This subclause specifies the application data model supported by the API.

Table 6.4.6.1-1 specifies the data types defined for the Namf\_Location service based interface protocol.

**Table 6.4.6.1-1: Namf\_Location specific Data Types**

Data type	Section defined	Description
RequestPosInfo	6.4.6.2.2	Information within Provide Positioning Information Request
ProvidePosInfo	6.4.6.2.3	Information within Provide Positioning Information Response
NotifiedPosInfo	6.4.6.2.4	Information within EventNotify notification
RequestLocInfo	6.4.6.2.5	Information within Provide Location Information Request
ProvideLocInfo	6.4.6.2.6	Information within Provide Location Information Response
LocationType	6.4.6.3.3	Information within Provide Location Response and EventNotify notification
LocationEvent	6.4.6.3.4	Information within EventNotify notification

Table 6.4.6.1-2 specifies data types re-used by the Namf\_Location service based interface protocol from other specifications, including a reference to their respective specifications and when needed, a short description of their use within the Namf\_Location service based interface.

**Table 6.4.6.1-2: Namf\_Location re-used Data Types**

Data type	Reference	Comments
Supi	3GPP TS 29.571 [6]	Subscription Permanent Identifier
Gpsi	3GPP TS 29.571 [6]	General Public Subscription Identifier
Pei	3GPP TS 29.571 [6]	Permanent Equipment Identifier
ExternalClientType	3GPP TS 29.572 [25]	LCS Client Type (Emergency, Lawful Interception ...)
LocationQoS	3GPP TS 29.572 [25]	LCS QoS (accuracy, response time)
SupportedGADShapes	3GPP TS 29.572 [25]	LCS supported GAD shapes
GeographicArea	3GPP TS 29.572 [25]	Estimate of the location of the UE
AccuracyFulfilmentIndicator	3GPP TS 29.572 [25]	Requested accuracy was fulfilled or not
AgeOfLocationEstimate	3GPP TS 29.572 [25]	Age Of Location Estimate
PositioningMethodAndUsage	3GPP TS 29.572 [25]	Usage of each non-GANSS positioning method
VelocityEstimate	3GPP TS 29.572 [25]	Estimate of the velocity of the target UE
VelocityRequested	3GPP TS 29.572 [25]	Indication of the Velocity requirement
LcsPriority	3GPP TS 29.572 [25]	Priority of the LCS client
GnssPositioningMethodAndUsage	3GPP TS 29.572 [25]	Usage of each GANSS positioning method
CivicAddress	3GPP TS 29.572 [25]	Civic address
BarometricPressure	3GPP TS 29.572 [25]	Barometric Pressure
Altitude	3GPP TS 29.572 [25]	Altitude estimate of the UE
Ecgi	3GPP TS 29.571 [6]	UE EUTRAN cell information
Ncgi	3GPP TS 29.571 [6]	UE NR cell information
SupportedFeatures	3GPP TS 29.571 [6]	Supported Features
RatType	3GPP TS 29.571 [6]	RAT type
TimeZone	3GPP TS 29.571 [6]	Time Zone
DateTime	3GPP TS 29.571 [6]	Date and Time
UserLocation	3GPP TS 29.571 [6]	User Location

## 6.4.6.2 Structured data types

### 6.4.6.2.1 Introduction

Structured data types used in Namf\_Location service are specified in this clause.

## 6.4.6.2.2 Type: RequestPosInfo

Table 6.4.6.2.2-1: Definition of type RequestPosInfo

Attribute name	Data type	P	Cardinality	Description
lcsClientType	ExternalClientType	M	1	This IE shall contain the type of LCS client (Emergency, Lawful Interception etc..) issuing the location request
lcsLocation	LocationType	M	1	This IE shall contain the type of location measurement requested, such as current location, initial location, last known location, etc.
supi	Supi	C	0..1	If the SUPI is available, this IE shall be present.
gpsi	Gpsi	C	0..1	If the GPSI is available, this IE shall be present.
priority	LcsPriority	O	0..1	If present, this IE shall contain the priority of the LCS client issuing the positioning request.
lcsQoS	LocationQoS	O	0..1	If present, this IE shall contain the quality of service requested, such as the accuracy of the positioning measurement and the response time of the positioning operation
velocityRequested	VelocityRequested	O	0..1	If present, this IE shall contain an indication of whether or not the Velocity of the target UE is requested.
lcsSupportedGADShapes	SupportedGADShapes	O	0..1	If present, this IE shall contain the list of supported GAD shapes by the LCS client.
locationNotificationUri	Uri	O	0..1	The callback URI on which location change event notification is reported.
supportedFeatures	SupportedFeatures	C	0..1	This IE shall be present if at least one optional feature defined in subclause 6.4.8 is supported.



## 6.4.6.2.3 Type: ProvidePosInfo

Table 6.4.6.2.3-1: Definition of type ProvidePosInfo

Attribute name	Data type	P	Cardinality	Description
locationEstimate	GeographicArea	O	0..1	If present, this IE shall contain an estimate of the location of the UE in universal coordinates and the accuracy of the estimate.
accuracyFulfilmentIndicator	AccuracyFulfilmentIndicator	O	0..1	If present, this IE shall contain an indication of whether the requested accuracy (as indicated in the LcsQoS in the request message) was fulfilled or not.
ageOfLocationEstimate	AgeOfLocationEstimate	O	0..1	If present, this IE shall contain an indication of how long ago the location estimate was obtained.
velocityEstimate	VelocityEstimate	O	0..1	If present, this IE shall contain an estimate of the velocity of the target UE, composed by horizontal speed, vertical speed, and their respective uncertainty.
positioningDataList	array(PositioningMethodAndUsage)	O	0..9	If present, this IE shall indicate the usage of each non- GANSS positioning method that was attempted to determine the location estimate, either successfully or unsuccessfully.
gnssPositioningDataList	array(GnssPositioningMethodAndUsage)	O	0..9	If present, this IE shall indicate the usage of each GANSS positioning method that was attempted to determine the location estimate, either successfully or unsuccessfully.
ecgi	Ecgi	O	0..1	If present, this IE shall contain the current EUTRAN cell location of the target UE as delivered by the 5G-AN.
ncgi	Ncgi	O	0..1	If present, this IE shall contain the current NR cell location of the target UE as delivered by the 5G-AN.
targetServingNode	NfInstanceId	O	0..1	If present, this IE shall contain the address of the target side serving node for handover of an IMS Emergency Call.
civicAddress	CivicAddress	O	0..1	If present, this IE contains a location estimate for the target UE expressed as a Civic address.
barometricPressure	BarometricPressure	O	0..1	If present, this IE contains the barometric pressure measurement as reported by the target UE.
altitude	Altitude	O	0..1	If present, this IE indicates the altitude of the positioning estimate.
supportedFeatures	SupportedFeatures	C	0..1	This IE shall be present if at least one optional feature defined in subclause 6.4.8 is supported.

## 6.4.6.2.4 Type: NotifiedPosInfo

Table 6.4.6.2.4-1: Definition of type NotifiedPosInfo

Attribute name	Data type	P	Cardinality	Description
locationEvent	LocationEvent	M	1	This IE shall contain the type of event that caused the location procedure to be initiated.
supi	Supi	C	0..1	This IE shall contain the SUPI if available (see NOTE 1).
gpsi	Gpsi	C	0..1	This IE shall contain the GPSI if available (see NOTE 1).
pei	Pei	C	0..1	This IE shall contain the PEI if available (see NOTE 1).
locationEstimate	GeographicArea	O	0..1	If present, this IE shall contain an estimate of the location of the UE in universal coordinates and the accuracy of the estimate.
ageOfLocationEstimate	AgeOfLocationEstimate	O	0..1	If present, this IE shall contain an indication of how long ago the location estimate was obtained.
velocityEstimate	VelocityEstimate	O	0..1	If present, this IE shall contain an estimate of the velocity of the target UE, composed by horizontal speed, vertical speed, and their respective uncertainty.
positioningDataList	array(PositioningMethodAndUsage)	O	0..9	If present, this IE shall indicate the usage of each non-GANSS positioning method that was attempted to determine the location estimate, either successfully or unsuccessfully.
gnssPositioningDataList	array(GnssPositioningMethodAndUsage)	O	0..9	If present, this IE shall indicate the usage of each GANSS positioning method that was attempted to determine the location estimate, either successfully or unsuccessfully.
ecgi	Ecgi	O	0..1	If present, this IE shall contain the current EUTRAN cell location of the target UE as delivered by the 5G-AN.
ncgi	Ncgi	O	0..1	If present, this IE shall contain the current NR cell location of the target UE as delivered by the 5G-AN.
servingNode	NfInstanceId	O	0..1	If present, this IE shall contain the address of the serving node. For handover of an IMS Emergency Call, this IE shall contain the address of the target side serving node.
civicAddress	CivicAddress	O	0..1	If present, this IE contains a location estimate for the target UE expressed as a Civic address.
barometricPressure	BarometricPressure	O	0..1	If present, this IE contains the barometric pressure measurement as reported by the target UE.
altitude	Altitude	O	0..1	If present, this IE indicates the altitude of the positioning estimate.

NOTE 1: At least one of these IEs shall be present in the message.

## 6.4.6.2.5 Type: RequestLocInfo

**Table 6.4.6.2.5-1: Definition of type RequestLocInfo**

Attribute name	Data type	P	Cardinality	Description
req5gsLoc	boolean	C	0..1	This IE shall be present and set to "true", if 5GS location information is requested in NPLI.  When present, the IE shall be set as following: - true: the location of the UE is requested - false (default): the location of the UE is not requested
reqCurrentLoc	boolean	C	0..1	This IE may be present if 5GS location information is requested in NPLI.  When present, the IE shall be set as following: - true: the current location of the UE is requested - false (default): the current location of the UE is not requested
reqRatType	boolean	C	0..1	This IE shall be present and set to "true", if the RAT Type of the UE is requested in NPLI.  When present, the IE shall be set as following: - true: the RAT type of the UE is requested - false (default): the RAT type of the UE is not requested
reqTimeZone	boolean	C	0..1	This IE shall be present and set to "true", if the local timezone of the UE is requested in NPLI.  When present, the IE shall be set as following: - true: the local timezone of the UE is requested - false (default): the local timezone of the UE is not requested.
supportedFeatures	SupportedFeatures	C	0..1	This IE shall be present if at least one optional feature defined in subclause 6.4.8 is supported.

## 6.4.6.2.6 Type: ProvideLocInfo

**Table 6.4.6.2.6-1: Definition of type ProvideLocInfo**

Attribute name	Data type	P	Cardinality	Description
currentLoc	boolean	C	0..1	This IE shall be present, if the 5GS location information is requested by the NF Service consumer.  When present, this IE shall be set as following: - true: the current location of the UE is returned - false: the last known location of the UE is returned.
location	UserLocation	O	0..1	If present, this IE contains the location information of the UE.
geoInfo	GeographicArea	O	0..1	If present, this IE shall contain the geographical information of the UE.
locationAge	AgeOfLocationEstimate	O	0..1	If present, this IE shall contain the age of the location information.
ratType	RatType	O	0..1	If present, this IE shall contain the current RAT type of the UE.
timezone	TimeZone	O	0..1	If present, this IE shall contain the local time zone of the UE.
supportedFeatures	SupportedFeatures	C	0..1	This IE shall be present if at least one optional feature defined in subclause 6.4.8 is supported.

### 6.4.6.3 Simple data types and enumerations

#### 6.4.6.3.1 Introduction

This subclause defines simple data types and enumerations that can be referenced from data structures defined in the previous subclauses.

#### 6.4.6.3.2 Simple data types

The simple data types defined in table 6.4.6.3.2-1 shall be supported.

**Table 6.4.6.3.2-1: Simple data types**

Type Name	Type Definition	Description

#### 6.4.6.3.3 Enumeration: LocationType

The enumeration LocationType represents the type of location measurement requested.

**Table 6.4.6.3.3-1: Enumeration LocationType**

Enumeration value	Description
"CURRENT_LOCATION"	
"CURRENT_OR_LAST_KNOWN_LOCATION"	
"INITIAL_LOCATION"	

#### 6.4.6.3.4 Enumeration: LocationEvent

The enumeration LocationEvent represents the type of location measurement requested.

**Table 6.4.6.3.4-1: Enumeration LocationEvent**

Enumeration value	Description
"EMERGENCY_CALL_ORIGINATION"	Emergency session initiation
"EMERGENCY_CALL_RELEASE"	Emergency session termination
"EMERGENCY_CALL_HANDOVER"	Handover of an Emergency session

## 6.4.7 Error Handling

### 6.4.7.1 General

HTTP error handling shall be supported as specified in subclause 5.2.4 of 3GPP TS 29.500 [4].

### 6.4.7.2 Protocol Errors

Protocol Error Handling shall be supported as specified in subclause 5.2.7 of 3GPP TS 29.500 [4].

### 6.4.7.3 Application Errors

The common application errors defined in the Table 5.2.7.2-1 in 3GPP TS 29.501 [5] may also be used for the Namf\_Location service, and the following application errors listed in Table 6.4.7.3-1 are specific for the Namf\_Location service.

**Table 6.4.7.3-1: Application errors**

Application Error	HTTP status code	Description
UNAUTHORIZED_REQUESTING_NETWORK	403 Forbidden	The requesting GMLC's network is not authorized to request UE location information.
USER_UNKNOWN	403 Forbidden	The user is unknown.
DETACHED_USER	403 Forbidden	The user is detached in the AMF.
POSITIONING_DENIED	403 Forbidden	The positioning procedure was denied.
UNSPECIFIED	403 Forbidden	The request is rejected due to unspecified reasons.
CONTEXT_NOT_FOUND	404 Not Found	The requested UE Context does not exist in the AMF.
POSITIONING_FAILED	500 Internal Server Error	The positioning procedure failed.
UNREACHABLE_USER	504 Gateway Timeout	The user could not be reached in order to perform positioning procedure.
PEER_NOT_RESPONDING	504 Gateway Timeout	No response is received from a remote peer, e.g. from the LMF.

## 6.4.8 Feature Negotiation

The feature negotiation mechanism specified in subclause 6.6 of 3GPP TS 29.500 [4] shall be used to negotiate the optional features applicable between the AMF and the NF Service Consumer, for the Namf\_Location service, if any.

The NF Service Consumer shall indicate the optional features it supports for the Namf\_Location service, if any, by including the supportedFeatures attribute in payload of the HTTP Request Message for following service operations:

- ProvidePositioningInfo, as specified in subclause 5.5.2.2;
- ProvideLocationInfo, as specified in subclause 5.5.2.x;

The AMF shall determine the supported features for the service operations as specified in subclause 6.6 of 3GPP TS 29.500 [4] and shall indicate the supported features by including the supportedFeatures attribute in payload of the HTTP response for the service operation.

The syntax of the supportedFeatures attribute is defined in subclause 5.2.2 of 3GPP TS 29.571 [13].

The following features are defined for the Namf\_Location service.

**Table 6.1.8-1: Features of supportedFeatures attribute used by Namf\_Location service**

Feature Number	Feature	M/O	Description
Feature number: The order number of the feature within the supportedFeatures attribute (starting with 1). Feature: A short name that can be used to refer to the bit and to the feature. M/O: Defines if the implementation of the feature is mandatory ("M") or optional ("O"). Description: A clear textual description of the feature.			

## 6.4.9 Security

As indicated in 3GPP TS 33.501 [27], the access to the Namf\_Location API may be authorized by means of the OAuth2 protocol (see IETF RFC 6749 [28]), using the "Client Credentials" authorization grant, where the NRF (see 3GPP TS 29.510 [29]) plays the role of the authorization server.

If OAuth2 authorization is used, an NF Service Consumer, prior to consuming services offered by the Namf\_Location API, shall obtain a "token" from the authorization server, by invoking the Access Token Request service, as described in 3GPP TS 29.510 [29], subclause 5.4.2.2.

**NOTE:** When multiple NRFs are deployed in a network, the NRF used as authorization server is the same NRF that the NF Service Consumer used for discovering the Namf\_Location service.

The Namf\_Location API defines scopes for OAuth2 authorization as specified in 3GPP TS 33.501 [27]; it defines a single scope consisting on the name of the service (i.e., "namf-loc"), and it does not define any additional scopes at resource or operation level.

# Annex A (normative): OpenAPI specification

## A.1 General

This Annex specifies the API definition of the service provided by AMF in this document. The APIs are defined by OpenAPI 3.0.0 specifications in YAML format, following guidelines in 3GPP TS 29.501 [5].

The APIs for specified for following services:

- Namf\_Communication Service
- Namf\_EventExposure Service
- Namf\_MT Service
- Namf\_Location Service

## A.2 Namf\_Communication API

```

openapi: 3.0.0
info:
  version: 1.0.1
  title: Namf_Communication
  description: AMF Communication Service
security:
  - {}
  - OAuth2ClientCredentials:
    - namf-comm
externalDocs:
  description: 3GPP TS 29.518 V15.3.0; 5G System; Access and Mobility Management Services
  url: 'http://www.3gpp.org/ftp/Specs/archive/29_series/29.518/'
servers:
  - url: '{apiRoot}/namf-comm/v1'
    variables:
      apiRoot:
        default: https://example.com
        description: apiRoot as defined in subclause subclause 4.4 of 3GPP TS 29.501
paths:
  /ue-contexts/{ueContextId}:
    put:
      summary: Namf_Communication CreateUEContext service Operation
      tags:
        - Individual ueContext (Document)
      operationId: CreateUEContext
      parameters:
        - name: ueContextId
          in: path
          description: UE Context Identifier
          required: true
          schema:
            type: string
            pattern: '^(5g-guti-[0-9]{5,6}[0-9a-fA-F]{14}|imsi-[0-9]{5,15}|nai-.[+]|imei-[0-9]{15}|imeisv-[0-9]{16}|.+)$'
      requestBody:
        content:
          multipart/related: # message with binary body part(s)
          schema:
            type: object
            properties: # Request parts
              jsonData:
                $ref: '#/components/schemas/UEContextCreateData'
              binaryDataN2Information:
                type: string
                format: binary
              binaryDataN2InformationExt1:
                type: string
                format: binary
              binaryDataN2InformationExt2:
                type: string
                format: binary
              binaryDataN2InformationExt3:
                type: string
                format: binary

```

```
binaryDataN2InformationExt4:
  type: string
  format: binary
binaryDataN2InformationExt5:
  type: string
  format: binary
binaryDataN2InformationExt6:
  type: string
  format: binary
binaryDataN2InformationExt7:
  type: string
  format: binary
binaryDataN2InformationExt8:
  type: string
  format: binary
binaryDataN2InformationExt9:
  type: string
  format: binary
binaryDataN2InformationExt10:
  type: string
  format: binary
binaryDataN2InformationExt11:
  type: string
  format: binary
binaryDataN2InformationExt12:
  type: string
  format: binary
binaryDataN2InformationExt13:
  type: string
  format: binary
binaryDataN2InformationExt14:
  type: string
  format: binary
binaryDataN2InformationExt15:
  type: string
  format: binary
binaryDataN2InformationExt16:
  type: string
  format: binary
encoding:
  jsonData:
    contentType: application/json
  binaryDataN2Information:
    contentType: application/vnd.3gpp.ngap
    headers:
      Content-Id:
        schema:
          type: string
  binaryDataN2InformationExt1:
    contentType: application/vnd.3gpp.ngap
    headers:
      Content-Id:
        schema:
          type: string
  binaryDataN2InformationExt2:
    contentType: application/vnd.3gpp.ngap
    headers:
      Content-Id:
        schema:
          type: string
  binaryDataN2InformationExt3:
    contentType: application/vnd.3gpp.ngap
    headers:
      Content-Id:
        schema:
          type: string
  binaryDataN2InformationExt4:
    contentType: application/vnd.3gpp.ngap
    headers:
      Content-Id:
        schema:
          type: string
  binaryDataN2InformationExt5:
    contentType: application/vnd.3gpp.ngap
    headers:
      Content-Id:
        schema:
          type: string
```



```
binaryDataN2InformationExt6:
  contentType: application/vnd.3gpp.ngap
  headers:
    Content-Id:
      schema:
        type: string
binaryDataN2InformationExt7:
  contentType: application/vnd.3gpp.ngap
  headers:
    Content-Id:
      schema:
        type: string
binaryDataN2InformationExt8:
  contentType: application/vnd.3gpp.ngap
  headers:
    Content-Id:
      schema:
        type: string
binaryDataN2InformationExt9:
  contentType: application/vnd.3gpp.ngap
  headers:
    Content-Id:
      schema:
        type: string
binaryDataN2InformationExt10:
  contentType: application/vnd.3gpp.ngap
  headers:
    Content-Id:
      schema:
        type: string
binaryDataN2InformationExt11:
  contentType: application/vnd.3gpp.ngap
  headers:
    Content-Id:
      schema:
        type: string
binaryDataN2InformationExt12:
  contentType: application/vnd.3gpp.ngap
  headers:
    Content-Id:
      schema:
        type: string
binaryDataN2InformationExt13:
  contentType: application/vnd.3gpp.ngap
  headers:
    Content-Id:
      schema:
        type: string
binaryDataN2InformationExt14:
  contentType: application/vnd.3gpp.ngap
  headers:
    Content-Id:
      schema:
        type: string
binaryDataN2InformationExt15:
  contentType: application/vnd.3gpp.ngap
  headers:
    Content-Id:
      schema:
        type: string
binaryDataN2InformationExt16:
  contentType: application/vnd.3gpp.ngap
  headers:
    Content-Id:
      schema:
        type: string
required: true
callbacks:
  onN2MessageNotify:
    '{$request.body#/n2NotifyUri}':
      post:
        summary: Namf_Communication N2 Info Notify (UE Specific) service Operation
        tags:
          - N2 Info Notify
        operationId: N2InfoNotify
        requestBody:
          description: UE Specific N2 Information Notification
          content:
```

```

    application/json:
      schema:
        $ref: '#/components/schemas/N2InformationNotification'
  responses:
    '200':
      description: N2 Information Notification Response.
      content:
        application/json:
          schema:
            $ref: '#/components/schemas/N2InfoNotificationRspData'
        multipart/related: # message with binary body part(s)
          schema:
            type: object
            properties: # Request parts
              jsonData:
                $ref: '#/components/schemas/N2InfoNotificationRspData'
              binaryDataN2Information:
                type: string
                format: binary
            encoding:
              jsonData:
                contentType: application/json
              binaryDataN2Information:
                contentType: application/vnd.3gpp.ngap
            headers:
              Content-Id:
                schema:
                  type: string
    '204':
      description: Expected response to a successful callback processing
    '400':
      $ref: 'TS29571_CommonData.yaml#/components/responses/400'
    '403':
      $ref: 'TS29571_CommonData.yaml#/components/responses/403'
    '411':
      $ref: 'TS29571_CommonData.yaml#/components/responses/411'
    '413':
      $ref: 'TS29571_CommonData.yaml#/components/responses/413'
    '415':
      $ref: 'TS29571_CommonData.yaml#/components/responses/415'
    '429':
      $ref: 'TS29571_CommonData.yaml#/components/responses/429'
    '500':
      $ref: 'TS29571_CommonData.yaml#/components/responses/500'
    '503':
      $ref: 'TS29571_CommonData.yaml#/components/responses/503'
  responses:
    '201':
      description: UE context successfully created.
      headers:
        Location:
          description: 'Contains the URI of the newly created resource, according to the
structure: {apiRoot}/namf-comm/v1/ue-contexts/{ueContextId}'
          required: true
          schema:
            type: string
      content:
        application/json:
          schema:
            $ref: '#/components/schemas/UeContextCreatedData'
        multipart/related: # message with binary body part(s)
          schema:
            type: object
            properties: # Request parts
              jsonData:
                $ref: '#/components/schemas/UeContextCreatedData'
              binaryDataN2Information:
                type: string
                format: binary
              binaryDataN2InformationExt1:
                type: string
                format: binary
              binaryDataN2InformationExt2:
                type: string
                format: binary
              binaryDataN2InformationExt3:
                type: string
                format: binary

```

```
binaryDataN2InformationExt4:
  type: string
  format: binary
binaryDataN2InformationExt5:
  type: string
  format: binary
binaryDataN2InformationExt6:
  type: string
  format: binary
binaryDataN2InformationExt7:
  type: string
  format: binary
binaryDataN2InformationExt8:
  type: string
  format: binary
binaryDataN2InformationExt9:
  type: string
  format: binary
binaryDataN2InformationExt10:
  type: string
  format: binary
binaryDataN2InformationExt11:
  type: string
  format: binary
binaryDataN2InformationExt12:
  type: string
  format: binary
binaryDataN2InformationExt13:
  type: string
  format: binary
binaryDataN2InformationExt14:
  type: string
  format: binary
binaryDataN2InformationExt15:
  type: string
  format: binary
encoding:
  jsonData:
    contentType: application/json
  binaryDataN2Information:
    contentType: application/vnd.3gpp.ngap
    headers:
      Content-Id:
        schema:
          type: string
  binaryDataN2InformationExt1:
    contentType: application/vnd.3gpp.ngap
    headers:
      Content-Id:
        schema:
          type: string
  binaryDataN2InformationExt2:
    contentType: application/vnd.3gpp.ngap
    headers:
      Content-Id:
        schema:
          type: string
  binaryDataN2InformationExt3:
    contentType: application/vnd.3gpp.ngap
    headers:
      Content-Id:
        schema:
          type: string
  binaryDataN2InformationExt4:
    contentType: application/vnd.3gpp.ngap
    headers:
      Content-Id:
        schema:
          type: string
  binaryDataN2InformationExt5:
    contentType: application/vnd.3gpp.ngap
    headers:
      Content-Id:
        schema:
          type: string
  binaryDataN2InformationExt6:
    contentType: application/vnd.3gpp.ngap
    headers:
```

```

        Content-Id:
          schema:
            type: string
        binaryDataN2InformationExt7:
          contentType: application/vnd.3gpp.ngap
          headers:
            Content-Id:
              schema:
                type: string
        binaryDataN2InformationExt8:
          contentType: application/vnd.3gpp.ngap
          headers:
            Content-Id:
              schema:
                type: string
        binaryDataN2InformationExt9:
          contentType: application/vnd.3gpp.ngap
          headers:
            Content-Id:
              schema:
                type: string
        binaryDataN2InformationExt10:
          contentType: application/vnd.3gpp.ngap
          headers:
            Content-Id:
              schema:
                type: string
        binaryDataN2InformationExt11:
          contentType: application/vnd.3gpp.ngap
          headers:
            Content-Id:
              schema:
                type: string
        binaryDataN2InformationExt12:
          contentType: application/vnd.3gpp.ngap
          headers:
            Content-Id:
              schema:
                type: string
        binaryDataN2InformationExt13:
          contentType: application/vnd.3gpp.ngap
          headers:
            Content-Id:
              schema:
                type: string
        binaryDataN2InformationExt14:
          contentType: application/vnd.3gpp.ngap
          headers:
            Content-Id:
              schema:
                type: string
        binaryDataN2InformationExt15:
          contentType: application/vnd.3gpp.ngap
          headers:
            Content-Id:
              schema:
                type: string
'400':
  description: Bad Request
  content:
    application/json:
      schema:
        $ref: '#/components/schemas/UeContextCreateError'
'403':
  description: Forbidden
  content:
    application/json:
      schema:
        $ref: '#/components/schemas/UeContextCreateError'
'411':
  $ref: 'TS29571_CommonData.yaml#/components/responses/411'
'413':
  $ref: 'TS29571_CommonData.yaml#/components/responses/413'
'415':
  $ref: 'TS29571_CommonData.yaml#/components/responses/415'
'429':
  $ref: 'TS29571_CommonData.yaml#/components/responses/429'
'500':

```

```

    description: Internal Server Error
    content:
      application/json:
        schema:
          $ref: '#/components/schemas/UeContextCreateError'
  '503':
    $ref: 'TS29571_CommonData.yaml#/components/responses/503'
  default:
    description: Unexpected error
/ue-contexts/{ueContextId}/release:
  post:
    summary: Namf_Communication ReleaseUEContext service Operation
    tags:
      - Individual ueContext (Document)
    operationId: ReleaseUEContext
    parameters:
      - name: ueContextId
        in: path
        description: UE Context Identifier
        required: true
        schema:
          type: string
          pattern: '^(5g-guti-[0-9]{5,6}[0-9a-fA-F]{14}|imsi-[0-9]{5,15}|nai-.*|imei-[0-9]{15}|imeisv-[0-9]{16}|.+)$'
    requestBody:
      content:
        application/json:
          schema:
            $ref: '#/components/schemas/UEContextRelease'
      required: true
    responses:
      '204':
        description: UE Context successfully released
      '400':
        $ref: 'TS29571_CommonData.yaml#/components/responses/400'
      '403':
        $ref: 'TS29571_CommonData.yaml#/components/responses/403'
      '404':
        $ref: 'TS29571_CommonData.yaml#/components/responses/404'
      '411':
        $ref: 'TS29571_CommonData.yaml#/components/responses/411'
      '413':
        $ref: 'TS29571_CommonData.yaml#/components/responses/413'
      '415':
        $ref: 'TS29571_CommonData.yaml#/components/responses/415'
      '429':
        $ref: 'TS29571_CommonData.yaml#/components/responses/429'
      '500':
        $ref: 'TS29571_CommonData.yaml#/components/responses/500'
      '503':
        $ref: 'TS29571_CommonData.yaml#/components/responses/503'
  default:
    description: Unexpected error
/ue-contexts/{ueContextId}/assign-ebi:
  post:
    summary: Namf_Communication EBI Assignment service Operation
    tags:
      - Individual ueContext (Document)
    operationId: EBIAssignment
    parameters:
      - name: ueContextId
        in: path
        description: UE Context Identifier
        required: true
        schema:
          type: string
          pattern: '^(5g-guti-[0-9]{5,6}[0-9a-fA-F]{14}|imsi-[0-9]{5,15}|nai-.*|imei-[0-9]{15}|imeisv-[0-9]{16}|.+)$'
    requestBody:
      content:
        application/json:
          schema:
            $ref: '#/components/schemas/AssignEbiData'
      required: true
    responses:
      '200':
        description: EBI Assignment successfully performed.
        content:

```

```

    application/json:
      schema:
        $ref: '#/components/schemas/AssignedEbiData'
  '400':
    description: Bad Request
    content:
      application/json:
        schema:
          $ref: '#/components/schemas/AssignEbiError'
  '403':
    description: Forbidden
    content:
      application/json:
        schema:
          $ref: '#/components/schemas/AssignEbiError'
  '411':
    $ref: 'TS29571_CommonData.yaml#/components/responses/411'
  '413':
    $ref: 'TS29571_CommonData.yaml#/components/responses/413'
  '415':
    $ref: 'TS29571_CommonData.yaml#/components/responses/415'
  '429':
    $ref: 'TS29571_CommonData.yaml#/components/responses/429'
  '500':
    description: Internal Server Error
    content:
      application/json:
        schema:
          $ref: '#/components/schemas/AssignEbiError'
  '503':
    $ref: 'TS29571_CommonData.yaml#/components/responses/503'
default:
  description: Unexpected error
/ue-contexts/{ueContextId}/transfer:
  post:
    summary: Namf_Communication UEContextTransfer service Operation
    tags:
      - Individual ueContext (Document)
    operationId: UEContextTransfer
    parameters:
      - name: ueContextId
        in: path
        description: UE Context Identifier
        required: true
        schema:
          type: string
          pattern: '^(5g-guti-[0-9]{5,6}[0-9a-fA-F]{14}|imsi-[0-9]{15}|nai-.[+]|imei-[0-9]{15}|imeisv-[0-9]{16}|.+)$'
    requestBody:
      content:
        application/json:
          schema:
            $ref: '#/components/schemas/UEContextTransferReqData'
        multipart/related: # message with binary body part(s)
          schema:
            type: object
            properties: # Request parts
              jsonData:
                $ref: '#/components/schemas/UEContextTransferReqData'
              binaryDataN1Message:
                type: string
                format: binary
            encoding:
              jsonData:
                contentType: application/json
              binaryDataN1Message:
                contentType: application/vnd.3gpp.5gnas
            headers:
              Content-Id:
                schema:
                  type: string
            required: true
    responses:
      '200':
        description: UE context transfer successfully initiated.
        content:
          application/json:
            schema:

```

```

    $ref: '#/components/schemas/UeContextTransferRspData'
  multipart/related: # message with binary body part(s)
  schema:
    type: object
    properties: # Request parts
      jsonData:
        $ref: '#/components/schemas/UeContextTransferRspData'
      binaryDataN2Information:
        type: string
        format: binary
    encoding:
      jsonData:
        contentType: application/json
      binaryDataN2Information:
        contentType: application/vnd.3gpp.ngap
      headers:
        Content-Id:
          schema:
            type: string
'400':
  $ref: 'TS29571_CommonData.yaml#/components/responses/400'
'403':
  $ref: 'TS29571_CommonData.yaml#/components/responses/403'
'411':
  $ref: 'TS29571_CommonData.yaml#/components/responses/411'
'413':
  $ref: 'TS29571_CommonData.yaml#/components/responses/413'
'415':
  $ref: 'TS29571_CommonData.yaml#/components/responses/415'
'429':
  $ref: 'TS29571_CommonData.yaml#/components/responses/429'
'500':
  $ref: 'TS29571_CommonData.yaml#/components/responses/500'
'503':
  $ref: 'TS29571_CommonData.yaml#/components/responses/503'
default:
  description: Unexpected error
/ue-contexts/{ueContextId}/transfer-update:
  post:
    summary: Namf_Communication RegistrationStatusUpdate service Operation
    tags:
      - Individual ueContext (Document)
    operationId: RegistrationStatusUpdate
    parameters:
      - name: ueContextId
        in: path
        description: UE Context Identifier
        required: true
        schema:
          type: string
          pattern: '^(5g-guti-[0-9]{5,6}[0-9a-fA-F]{14}|imsi-[0-9]{5,15}|nai-.\+|imei-[0-9]{15}|imeisv-[0-9]{16}|.+)$'
    requestBody:
      content:
        application/json:
          schema:
            $ref: '#/components/schemas/UeRegStatusUpdateReqData'
      required: true
    responses:
      '200':
        description: UE context transfer status successfully updated.
        content:
          application/json:
            schema:
              $ref: '#/components/schemas/UeRegStatusUpdateRspData'
'400':
  $ref: 'TS29571_CommonData.yaml#/components/responses/400'
'403':
  $ref: 'TS29571_CommonData.yaml#/components/responses/403'
'404':
  $ref: 'TS29571_CommonData.yaml#/components/responses/404'
'411':
  $ref: 'TS29571_CommonData.yaml#/components/responses/411'
'413':
  $ref: 'TS29571_CommonData.yaml#/components/responses/413'
'415':
  $ref: 'TS29571_CommonData.yaml#/components/responses/415'
'429':

```

```

    $ref: 'TS29571_CommonData.yaml#/components/responses/429'
  '500':
    $ref: 'TS29571_CommonData.yaml#/components/responses/500'
  '503':
    $ref: 'TS29571_CommonData.yaml#/components/responses/503'
  default:
    $ref: 'TS29571_CommonData.yaml#/components/responses/default'
/ue-contexts/{ueContextId}/nl-n2-messages:
  post:
    summary: Namf_Communication N1N2 Message Transfer (UE Specific) service Operation
    tags:
      - nlN2Message collection (Document)
    operationId: N1N2MessageTransfer
    parameters:
      - name: ueContextId
        in: path
        description: UE Context Identifier
        required: true
        schema:
          type: string
          pattern: '^(imsi-[0-9]{5,15}|nai-.[+]|imei-[0-9]{15}|imeisv-[0-9]{16}|cid-.{1,255}|.+)$'
    requestBody:
      content:
        application/json:
          schema:
            $ref: '#/components/schemas/N1N2MessageTransferReqData'
        multipart/related: # message with binary body part(s)
          schema:
            type: object
            properties: # Request parts
              jsonData:
                $ref: '#/components/schemas/N1N2MessageTransferReqData'
              binaryDataN1Message:
                type: string
                format: binary
              binaryDataN2Information:
                type: string
                format: binary
            encoding:
              jsonData:
                contentType: application/json
              binaryDataN1Message:
                contentType: application/vnd.3gpp.5gnas
              headers:
                Content-Id:
                  schema:
                    type: string
              binaryDataN2Information:
                contentType: application/vnd.3gpp.ngap
              headers:
                Content-Id:
                  schema:
                    type: string
            required: true
    responses:
      '202':
        description: N1N2 Message Transfer accepted.
        content:
          application/json:
            schema:
              $ref: '#/components/schemas/N1N2MessageTransferRspData'
      '200':
        description: N1N2 Message Transfer successfully initiated.
        content:
          application/json:
            schema:
              $ref: '#/components/schemas/N1N2MessageTransferRspData'
      '307':
        description: Temporary Redirect
        content:
          application/problem+json:
            schema:
              $ref: 'TS29571_CommonData.yaml#/components/schemas/ProblemDetails'
      '400':
        $ref: 'TS29571_CommonData.yaml#/components/responses/400'
      '403':
        $ref: 'TS29571_CommonData.yaml#/components/responses/403'
      '404':

```



```

    $ref: 'TS29571_CommonData.yaml#/components/responses/404'
  '409':
    description: Conflicts
    content:
      application/json:
        schema:
          $ref: '#/components/schemas/N1N2MessageTransferError'
  '411':
    $ref: 'TS29571_CommonData.yaml#/components/responses/411'
  '413':
    $ref: 'TS29571_CommonData.yaml#/components/responses/413'
  '415':
    $ref: 'TS29571_CommonData.yaml#/components/responses/415'
  '429':
    $ref: 'TS29571_CommonData.yaml#/components/responses/429'
  '500':
    $ref: 'TS29571_CommonData.yaml#/components/responses/500'
  '503':
    $ref: 'TS29571_CommonData.yaml#/components/responses/503'
  '504':
    description: Gateway Timeout
    content:
      application/json:
        schema:
          $ref: '#/components/schemas/N1N2MessageTransferError'
  default:
    description: Unexpected error
  callbacks:
    onN1N2TransferFailure:
      '{$request.body#/nln2FailureTxfrNotifURI}':
        post:
          summary: Namf_Communication N1N2Transfer Failure Notification service Operation
          tags:
            - N1N2 Transfer Failure Notification
          operationId: N1N2TransferFailureNotification
          requestBody:
            description: N1N2Transfer Failure Notification
            content:
              application/json:
                schema:
                  $ref: '#/components/schemas/N1N2MsgTxfrFailureNotification'
          responses:
            '204':
              description: Expected response to a successful callback processing
            '400':
              $ref: 'TS29571_CommonData.yaml#/components/responses/400'
            '411':
              $ref: 'TS29571_CommonData.yaml#/components/responses/411'
            '413':
              $ref: 'TS29571_CommonData.yaml#/components/responses/413'
            '415':
              $ref: 'TS29571_CommonData.yaml#/components/responses/415'
            '429':
              $ref: 'TS29571_CommonData.yaml#/components/responses/429'
            '500':
              $ref: 'TS29571_CommonData.yaml#/components/responses/500'
            '503':
              $ref: 'TS29571_CommonData.yaml#/components/responses/503'
  /ue-contexts/{ueContextId}/n1-n2-messages/subscriptions:
    post:
      summary: Namf_Communication N1N2 Message Subscribe (UE Specific) service Operation
      tags:
        - N1N2 Subscriptions Collection for Individual UE Contexts (Document)
      operationId: N1N2MessageSubscribe
      parameters:
        - name: ueContextId
          in: path
          description: UE Context Identifier
          required: true
          schema:
            type: string
            pattern: '^((5g-guti-[0-9]{5,6}[0-9a-fA-F]{14})|imsi-[0-9]{5,15}|nai-.[+]|imei-[0-9]{15}|imeisv-[0-9]{16}|.+)$'
      requestBody:
        content:
          application/json:
            schema:
              $ref: '#/components/schemas/UeN1N2InfoSubscriptionCreateData'

```

```

    required: true
  responses:
    '201':
      description: N1N2 Message Subscription successfully created.
      headers:
        Location:
          description: 'Contains the URI of the newly created resource, according to the
structure: {apiRoot}/namf-comm/v1/{ueContextId}/n1-n2-messages/subscriptions/{subscriptionId}'
          required: true
          schema:
            type: string
      content:
        application/json:
          schema:
            $ref: '#/components/schemas/UeN1N2InfoSubscriptionCreatedData'
    '400':
      $ref: 'TS29571_CommonData.yaml#/components/responses/400'
    '411':
      $ref: 'TS29571_CommonData.yaml#/components/responses/411'
    '413':
      $ref: 'TS29571_CommonData.yaml#/components/responses/413'
    '415':
      $ref: 'TS29571_CommonData.yaml#/components/responses/415'
    '429':
      $ref: 'TS29571_CommonData.yaml#/components/responses/429'
    '500':
      $ref: 'TS29571_CommonData.yaml#/components/responses/500'
    '503':
      $ref: 'TS29571_CommonData.yaml#/components/responses/503'
  default:
    description: Unexpected error
  callbacks:
    onN1N2MessageNotify:
      '{$request.body#/n1NotifyCallbackUri}':
        post:
          summary: Namf_Communication N1 Message Notify service Operation
          tags:
            - N1 Message Notify
          operationId: N1MessageNotify
          requestBody:
            description: N1 Message Notification
            content:
              multipart/related: # message with binary body part(s)
                schema:
                  type: object
                  properties: # Request parts
                    jsonData:
                      $ref: '#/components/schemas/N1MessageNotification'
                    binaryDataN1Message:
                      type: string
                      format: binary
                encoding:
                  jsonData:
                    contentType: application/json
                    binaryDataN1Message:
                      contentType: application/vnd.3gpp.5gnas
                  headers:
                    Content-Id:
                      schema:
                        type: string
  responses:
    '204':
      description: Expected response to a successful callback processing
    '400':
      $ref: 'TS29571_CommonData.yaml#/components/responses/400'
    '403':
      $ref: 'TS29571_CommonData.yaml#/components/responses/403'
    '411':
      $ref: 'TS29571_CommonData.yaml#/components/responses/411'
    '413':
      $ref: 'TS29571_CommonData.yaml#/components/responses/413'
    '415':
      $ref: 'TS29571_CommonData.yaml#/components/responses/415'
    '429':
      $ref: 'TS29571_CommonData.yaml#/components/responses/429'
    '500':
      $ref: 'TS29571_CommonData.yaml#/components/responses/500'
    '503':

```

```

    $ref: 'TS29571_CommonData.yaml#/components/responses/503'
  '{$request.body#/n2NotifyCallbackUri}':
    post:
      summary: Namf_Communication N2 Info Notify (UE Specific) service Operation
      tags:
        - N2 Info Notify
      operationId: N2InfoNotify
      requestBody:
        description: UE Specific N2 Informaiton Notification
        content:
          multipart/related: # message with binary body part(s)
            schema:
              type: object
              properties: # Request parts
                jsonData:
                  $ref: '#/components/schemas/N2InformationNotification'
                binaryDataN1Message:
                  type: string
                  format: binary
                binaryDataN2Information:
                  type: string
                  format: binary
            encoding:
              jsonData:
                contentType: application/json
              binaryDataN1Message:
                contentType: application/vnd.3gpp.5gnas
              headers:
                Content-Id:
                  schema:
                    type: string
              binaryDataN2Information:
                contentType: application/vnd.3gpp.ngap
              headers:
                Content-Id:
                  schema:
                    type: string
      responses:
        '204':
          description: Expected response to a successful callback processing
        '400':
          $ref: 'TS29571_CommonData.yaml#/components/responses/400'
        '411':
          $ref: 'TS29571_CommonData.yaml#/components/responses/411'
        '413':
          $ref: 'TS29571_CommonData.yaml#/components/responses/413'
        '415':
          $ref: 'TS29571_CommonData.yaml#/components/responses/415'
        '429':
          $ref: 'TS29571_CommonData.yaml#/components/responses/429'
        '500':
          $ref: 'TS29571_CommonData.yaml#/components/responses/500'
        '503':
          $ref: 'TS29571_CommonData.yaml#/components/responses/503'
  /ue-contexts/{ueContextId}/nl-n2-messages/subscriptions/{subscriptionId}:
    delete:
      summary: Namf_Communication N1N2 Message UnSubscribe (UE Specific) service Operation
      tags:
        - N1N2 Individual Subscription (Document)
      operationId: N1N2MessageUnSubscribe
      parameters:
        - name: ueContextId
          in: path
          description: UE Context Identifier
          required: true
          schema:
            type: string
            pattern: '^(5g-guti-[0-9]{5,6}[0-9a-fA-F]{14}|imsi-[0-9]{5,15}|nai-.+|imei-[0-9]{15}|imeisv-[0-9]{16}|.+)$'
        - name: subscriptionId
          in: path
          description: Subscription Identifier
          required: true
          schema:
            type: string
      responses:
        '204':
          description: N1N2 Message Subscription successfully removed.

```

```

'400':
  $ref: 'TS29571_CommonData.yaml#/components/responses/400'
'411':
  $ref: 'TS29571_CommonData.yaml#/components/responses/411'
'413':
  $ref: 'TS29571_CommonData.yaml#/components/responses/413'
'415':
  $ref: 'TS29571_CommonData.yaml#/components/responses/415'
'429':
  $ref: 'TS29571_CommonData.yaml#/components/responses/429'
'500':
  $ref: 'TS29571_CommonData.yaml#/components/responses/500'
'503':
  $ref: 'TS29571_CommonData.yaml#/components/responses/503'
/non-ue-n2-messages/transfer:
  post:
    summary: Namf_Communication Non UE N2 Message Transfer service Operation
    tags:
      - Non UE N2Messages collection (Document)
    operationId: NonUeN2MessageTransfer
    requestBody:
      content:
        application/json:
          schema:
            $ref: '#/components/schemas/N2InformationTransferReqData'
        multipart/related: # message with binary body part(s)
          schema:
            type: object
            properties: # Request parts
              jsonData:
                $ref: '#/components/schemas/N2InformationTransferReqData'
              binaryDataN2Information:
                type: string
                format: binary
            encoding:
              jsonData:
                contentType: application/json
              binaryDataN2Information:
                contentType: application/vnd.3gpp.ngap
            headers:
              Content-Id:
                schema:
                  type: string
      required: true
    responses:
      '200':
        description: Non UE N2 Message Transfer successfully initiated.
        content:
          application/json:
            schema:
              $ref: '#/components/schemas/N2InformationTransferRspData'
      '400':
        description: Bad Request
        content:
          application/json:
            schema:
              $ref: '#/components/schemas/N2InformationTransferError'
      '403':
        description: Forbidden
        content:
          application/json:
            schema:
              $ref: '#/components/schemas/N2InformationTransferError'
      '404':
        description: Not Found
        content:
          application/json:
            schema:
              $ref: '#/components/schemas/N2InformationTransferError'
      '411':
        $ref: 'TS29571_CommonData.yaml#/components/responses/411'
      '413':
        $ref: 'TS29571_CommonData.yaml#/components/responses/413'
      '415':
        $ref: 'TS29571_CommonData.yaml#/components/responses/415'
      '429':
        $ref: 'TS29571_CommonData.yaml#/components/responses/429'
      '500':

```

```

    description: Internal Server Error
    content:
      application/json:
        schema:
          $ref: '#/components/schemas/N2InformationTransferError'
  '503':
    description: Service Unavailable
    content:
      application/json:
        schema:
          $ref: '#/components/schemas/N2InformationTransferError'
  default:
    description: Unexpected error
/non-ue-n2-messages/subscriptions:
  post:
    summary: Namf_Communication Non UE N2 Info Subscribe service Operation
    tags:
      - Non UE N2Messages Subscriptions collection (Document)
    operationId: NonUeN2InfoSubscribe
    requestBody:
      content:
        application/json:
          schema:
            $ref: '#/components/schemas/NonUeN2InfoSubscriptionCreateData'
      required: true
    responses:
      '201':
        description: Non UE N2 Info Subscription successfully created.
        headers:
          Location:
            description: 'Contains the URI of the newly created resource, according to the
structure: {apiRoot}/namf-comm/v1/non-ue-n2-messages/subscriptions/{n2NotifySubscriptionId}'
            required: true
            schema:
              type: string
        content:
          application/json:
            schema:
              $ref: '#/components/schemas/NonUeN2InfoSubscriptionCreatedData'
      '400':
        $ref: 'TS29571_CommonData.yaml#/components/responses/400'
      '403':
        $ref: 'TS29571_CommonData.yaml#/components/responses/403'
      '411':
        $ref: 'TS29571_CommonData.yaml#/components/responses/411'
      '413':
        $ref: 'TS29571_CommonData.yaml#/components/responses/413'
      '415':
        $ref: 'TS29571_CommonData.yaml#/components/responses/415'
      '429':
        $ref: 'TS29571_CommonData.yaml#/components/responses/429'
      '500':
        $ref: 'TS29571_CommonData.yaml#/components/responses/500'
      '503':
        $ref: 'TS29571_CommonData.yaml#/components/responses/503'
    default:
      description: Unexpected error
callbacks:
  onN2InfoNotify:
    '{$request.body#/n2NotifyCallbackUri}':
      post:
        summary: Namf_Communication Non UE N2 Info Notify service Operation
        tags:
          - Non UE N2 Info Notify
        operationId: NonUeN2InfoNotify
        requestBody:
          description: Non UE N2 Informaiton Notification
          content:
            application/json:
              schema:
                $ref: '#/components/schemas/N2InformationNotification'
            multipart/related: # message with binary body part(s)
              schema:
                type: object
                properties: # Request parts
                  jsonData:
                    $ref: '#/components/schemas/N2InformationNotification'
                  binaryDataN2Information:

```

```

        type: string
        format: binary
    encoding:
        jsonData:
            contentType: application/json
        binaryDataN2Information:
            contentType: application/vnd.3gpp.ngap
        headers:
            Content-Id:
                schema:
                    type: string
    responses:
        '204':
            description: Expected response to a successful callback processing
        '400':
            $ref: 'TS29571_CommonData.yaml#/components/responses/400'
        '411':
            $ref: 'TS29571_CommonData.yaml#/components/responses/411'
        '413':
            $ref: 'TS29571_CommonData.yaml#/components/responses/413'
        '415':
            $ref: 'TS29571_CommonData.yaml#/components/responses/415'
        '429':
            $ref: 'TS29571_CommonData.yaml#/components/responses/429'
        '500':
            $ref: 'TS29571_CommonData.yaml#/components/responses/500'
        '503':
            $ref: 'TS29571_CommonData.yaml#/components/responses/503'
/non-ue-n2-messages/subscriptions/{n2NotifySubscriptionId}:
delete:
    summary: Namf_Communication Non UE N2 Info UnSubscribe service Operation
    tags:
        - Non UE N2 Message Notification Individual Subscription (Document)
    operationId: NonUeN2InfoUnSubscribe
    parameters:
        - name: n2NotifySubscriptionId
          in: path
          description: N2 info Subscription Identifier
          required: true
          schema:
              type: string
    responses:
        '204':
            description: Non UE N2 INfo Subscription successfully removed.
        '400':
            $ref: 'TS29571_CommonData.yaml#/components/responses/400'
        '429':
            $ref: 'TS29571_CommonData.yaml#/components/responses/429'
        '500':
            $ref: 'TS29571_CommonData.yaml#/components/responses/500'
        '503':
            $ref: 'TS29571_CommonData.yaml#/components/responses/503'
/subscriptions:
post:
    summary: Namf_Communication AMF Status Change Subscribe service Operation
    tags:
        - subscriptions collection (Document)
    operationId: AMFStatusChangeSubscribe
    requestBody:
        content:
            application/json:
                schema:
                    $ref: '#/components/schemas/SubscriptionData'
            required: true
    responses:
        '201':
            description: N1N2 Message Subscription successfully created.
            headers:
                Location:
                    description: 'Contains the URI of the newly created resource, according to the
structure: {apiRoot}/namf-comm/v1/subscriptions/{subscriptionId}'
                    required: true
                    schema:
                        type: string
            content:
                application/json:
                    schema:
                        $ref: '#/components/schemas/SubscriptionData'

```

```

'400':
  $ref: 'TS29571_CommonData.yaml#/components/responses/400'
'403':
  $ref: 'TS29571_CommonData.yaml#/components/responses/403'
'411':
  $ref: 'TS29571_CommonData.yaml#/components/responses/411'
'413':
  $ref: 'TS29571_CommonData.yaml#/components/responses/413'
'415':
  $ref: 'TS29571_CommonData.yaml#/components/responses/415'
'429':
  $ref: 'TS29571_CommonData.yaml#/components/responses/429'
'500':
  $ref: 'TS29571_CommonData.yaml#/components/responses/500'
'503':
  $ref: 'TS29571_CommonData.yaml#/components/responses/503'
default:
  description: Unexpected error
callbacks:
  onAmfStatusChange:
    '{$request.body#/amfStatusUri}':
      post:
        summary: Amf Status Change Notify service Operation
        tags:
          - Amf Status Change Notify
        operationId: AmfStatusChangeNotify
        requestBody:
          description: Amf Status Change Notification
          content:
            application/json:
              schema:
                $ref: '#/components/schemas/AmfStatusChangeNotification'
        responses:
          '204':
            description: Expected response to a successful callback processing
          '400':
            $ref: 'TS29571_CommonData.yaml#/components/responses/400'
          '404':
            $ref: 'TS29571_CommonData.yaml#/components/responses/404'
          '411':
            $ref: 'TS29571_CommonData.yaml#/components/responses/411'
          '413':
            $ref: 'TS29571_CommonData.yaml#/components/responses/413'
          '415':
            $ref: 'TS29571_CommonData.yaml#/components/responses/415'
          '429':
            $ref: 'TS29571_CommonData.yaml#/components/responses/429'
          '500':
            $ref: 'TS29571_CommonData.yaml#/components/responses/500'
          '503':
            $ref: 'TS29571_CommonData.yaml#/components/responses/503'
/subscriptions/{subscriptionId}:
  delete:
    summary: Namf_Communication AMF Status Change UnSubscribe service Operation
    tags:
      - individual subscription (Document)
    operationId: AMFStatusChangeUnSubscribe
    parameters:
      - name: subscriptionId
        in: path
        description: AMF Status Change Subscription Identifier
        required: true
        schema:
          type: string
    responses:
      '204':
        description: N1N2 Message Subscription successfully removed.
      '400':
        $ref: 'TS29571_CommonData.yaml#/components/responses/400'
      '404':
        $ref: 'TS29571_CommonData.yaml#/components/responses/404'
      '429':
        $ref: 'TS29571_CommonData.yaml#/components/responses/429'
      '500':
        $ref: 'TS29571_CommonData.yaml#/components/responses/500'
      '503':
        $ref: 'TS29571_CommonData.yaml#/components/responses/503'
    default:

```

```

    description: Unexpected error
  put:
    summary: Namf_Communication AMF Status Change Subscribe Modify service Operation
    tags:
      - individual subscription (Document)
    operationId: AMFStatusChangeSubscribeModify
    parameters:
      - name: subscriptionId
        in: path
        description: AMF Status Change Subscription Identifier
        required: true
        schema:
          type: string
    requestBody:
      content:
        application/json:
          schema:
            $ref: '#/components/schemas/SubscriptionData'
      required: true
    responses:
      '202':
        description: N1N2 Message Subscription successfully updated.
        content:
          application/json:
            schema:
              $ref: '#/components/schemas/SubscriptionData'
      '400':
        $ref: 'TS29571_CommonData.yaml#/components/responses/400'
      '403':
        $ref: 'TS29571_CommonData.yaml#/components/responses/403'
      '411':
        $ref: 'TS29571_CommonData.yaml#/components/responses/411'
      '413':
        $ref: 'TS29571_CommonData.yaml#/components/responses/413'
      '415':
        $ref: 'TS29571_CommonData.yaml#/components/responses/415'
      '429':
        $ref: 'TS29571_CommonData.yaml#/components/responses/429'
      '500':
        $ref: 'TS29571_CommonData.yaml#/components/responses/500'
      '503':
        $ref: 'TS29571_CommonData.yaml#/components/responses/503'
      default:
        description: Unexpected error
    callbacks:
      OnAmfStatusChange:
        '{$request.body#/amfStatusUri}':
          post:
            summary: Amf Status Change Notify service Operation
            tags:
              - Amf Status Change Notify
            operationId: AmfStatusChangeNotify
            requestBody:
              description: Amf Status Change Notification
              content:
                application/json:
                  schema:
                    $ref: '#/components/schemas/AmfStatusChangeNotification'
            responses:
              '204':
                description: Expected response to a successful callback processing
              '400':
                $ref: 'TS29571_CommonData.yaml#/components/responses/400'
              '403':
                $ref: 'TS29571_CommonData.yaml#/components/responses/403'
              '411':
                $ref: 'TS29571_CommonData.yaml#/components/responses/411'
              '413':
                $ref: 'TS29571_CommonData.yaml#/components/responses/413'
              '415':
                $ref: 'TS29571_CommonData.yaml#/components/responses/415'
              '429':
                $ref: 'TS29571_CommonData.yaml#/components/responses/429'
              '500':
                $ref: 'TS29571_CommonData.yaml#/components/responses/500'
              '503':
                $ref: 'TS29571_CommonData.yaml#/components/responses/503'
components:

```



```

securitySchemes:
  oAuth2ClientCredentials:
    type: oauth2
    flows:
      clientCredentials:
        tokenUrl: '{nrfApiRoot}/oauth2/token'
        scopes:
          namf-comm: Access to the Namf_Communication API
schemas:
#
# STRUCTURED DATA TYPES
#
SubscriptionData:
  type: object
  properties:
    amfStatusUri:
      $ref: 'TS29571_CommonData.yaml#/components/schemas/Uri'
    guamiList:
      type: array
      items:
        $ref: 'TS29571_CommonData.yaml#/components/schemas/Guami'
      minItems: 1
  required:
    - amfStatusUri
AmfStatusChangeNotification:
  type: object
  properties:
    amfStatusInfoList:
      type: array
      items:
        $ref: '#/components/schemas/AmfStatusInfo'
      minItems: 1
  required:
    - amfStatusInfoList
AmfStatusInfo:
  type: object
  properties:
    guamiList:
      type: array
      items:
        $ref: 'TS29571_CommonData.yaml#/components/schemas/Guami'
      minItems: 1
    statusChange:
      $ref: '#/components/schemas/StatusChange'
    targetAmfRemoval:
      $ref: 'TS29571_CommonData.yaml#/components/schemas/AmfName'
    targetAmfFailure:
      $ref: 'TS29571_CommonData.yaml#/components/schemas/AmfName'
  required:
    - guamiList
    - statusChange
AssignEbiData:
  type: object
  properties:
    pduSessionId:
      $ref: 'TS29571_CommonData.yaml#/components/schemas/PduSessionId'
    arpList:
      type: array
      items:
        $ref: 'TS29571_CommonData.yaml#/components/schemas/Arp'
      minItems: 1
    releasedEbiList:
      type: array
      items:
        $ref: '#/components/schemas/EpsBearerId'
      minItems: 1
  required:
    - pduSessionId
AssignedEbiData:
  type: object
  properties:
    pduSessionId:
      $ref: 'TS29571_CommonData.yaml#/components/schemas/PduSessionId'
    assignedEbiList:
      type: array
      items:
        $ref: 'TS29502_Nsmf_PDUSession.yaml#/components/schemas/EbiArpMapping'
      minItems: 0

```

```

    failedArpList:
      type: array
      items:
        $ref: 'TS29571_CommonData.yaml#/components/schemas/Arp'
      minItems: 1
    releasedEbiList:
      type: array
      items:
        $ref: '#/components/schemas/EpsBearerId'
      minItems: 1
    required:
      - pduSessionId
      - assignedEbiList
  AssignEbiFailed:
    type: object
    properties:
      pduSessionId:
        $ref: 'TS29571_CommonData.yaml#/components/schemas/PduSessionId'
      failedArpList:
        type: array
        items:
          $ref: 'TS29571_CommonData.yaml#/components/schemas/Arp'
        minItems: 1
    required:
      - pduSessionId
  UEContextRelease:
    type: object
    properties:
      supi:
        $ref: 'TS29571_CommonData.yaml#/components/schemas/Supi'
      unauthenticatedSupi:
        type: boolean
        default: false
      ngapCause:
        $ref: 'TS29571_CommonData.yaml#/components/schemas/NgapCause'
    required:
      - ngapCause
  N2InformationTransferReqData:
    type: object
    properties:
      tailList:
        type: array
        items:
          $ref: 'TS29571_CommonData.yaml#/components/schemas/Tai'
        minItems: 1
      ratSelector:
        $ref: '#/components/schemas/RatSelector'
      ecgiList:
        type: array
        items:
          $ref: 'TS29571_CommonData.yaml#/components/schemas/Ecgi'
        minItems: 1
      ncgiList:
        type: array
        items:
          $ref: 'TS29571_CommonData.yaml#/components/schemas/Ncgi'
        minItems: 1
      globalRanNodeList:
        type: array
        items:
          $ref: 'TS29571_CommonData.yaml#/components/schemas/GlobalRanNodeId'
        minItems: 1
      n2Information:
        $ref: '#/components/schemas/N2InfoContainer'
      supportedFeatures:
        $ref: 'TS29571_CommonData.yaml#/components/schemas/SupportedFeatures'
    required:
      - n2Information
  NonUeN2InfoSubscriptionCreateData:
    type: object
    properties:
      globalRanNodeList:
        type: array
        items:
          $ref: 'TS29571_CommonData.yaml#/components/schemas/GlobalRanNodeId'
        minItems: 1
      anTypeList:
        type: array

```

```

    items:
      $ref: 'TS29571_CommonData.yaml#/components/schemas/AccessType'
    minItems: 1
  n2InformationClass:
    $ref: '#/components/schemas/N2InformationClass'
  n2NotifyCallbackUri:
    $ref: 'TS29571_CommonData.yaml#/components/schemas/Uri'
  nfId:
    $ref: 'TS29571_CommonData.yaml#/components/schemas/NfInstanceId'
  supportedFeatures:
    $ref: 'TS29571_CommonData.yaml#/components/schemas/SupportedFeatures'
  required:
    - n2InformationClass
    - n2NotifyCallbackUri
NonUeN2InfoSubscriptionCreatedData:
  type: object
  properties:
    n2NotifySubscriptionId:
      type: string
    supportedFeatures:
      $ref: 'TS29571_CommonData.yaml#/components/schemas/SupportedFeatures'
  required:
    - n2NotifySubscriptionId
UeN1N2InfoSubscriptionCreateData:
  type: object
  properties:
    n2InformationClass:
      $ref: '#/components/schemas/N2InformationClass'
    n2NotifyCallbackUri:
      $ref: 'TS29571_CommonData.yaml#/components/schemas/Uri'
    n1MessageClass:
      $ref: '#/components/schemas/N1MessageClass'
    n1NotifyCallbackUri:
      $ref: 'TS29571_CommonData.yaml#/components/schemas/Uri'
    nfId:
      $ref: 'TS29571_CommonData.yaml#/components/schemas/NfInstanceId'
    supportedFeatures:
      $ref: 'TS29571_CommonData.yaml#/components/schemas/SupportedFeatures'
UeN1N2InfoSubscriptionCreatedData:
  type: object
  properties:
    n1n2NotifySubscriptionId:
      type: string
    supportedFeatures:
      $ref: 'TS29571_CommonData.yaml#/components/schemas/SupportedFeatures'
  required:
    - n1n2NotifySubscriptionId
N2InformationNotification:
  type: object
  properties:
    n2NotifySubscriptionId:
      type: string
    n2InfoContainer:
      $ref: '#/components/schemas/N2InfoContainer'
    toReleaseSessionList:
      type: array
      items:
        $ref: 'TS29571_CommonData.yaml#/components/schemas/PduSessionId'
      minItems: 1
    lcsCorrelationId:
      $ref: 'TS29572_Nlmf_Location.yaml#/components/schemas/CorrelationID'
    notifyReason:
      $ref: '#/components/schemas/N2InfoNotifyReason'
  required:
    - n2NotifySubscriptionId
N2InfoContainer:
  type: object
  properties:
    n2InformationClass:
      $ref: '#/components/schemas/N2InformationClass'
    smInfo:
      $ref: '#/components/schemas/N2SmInformation'
    ranInfo:
      $ref: '#/components/schemas/N2RanInformation'
    nrppaInfo:
      $ref: '#/components/schemas/NrppaInformation'
    pwsInfo:
      $ref: '#/components/schemas/PwsInformation'

```

```

    required:
      - n2InformationClass
  N1MessageNotification:
    type: object
    properties:
      nlNotifySubscriptionId:
        type: string
      nlMessageContainer:
        $ref: '#/components/schemas/N1MessageContainer'
      lcsCorrelationId:
        $ref: 'TS29572_Nlmf_Location.yaml#/components/schemas/CorrelationID'
      registrationCtxtContainer:
        $ref: '#/components/schemas/RegistrationContextContainer'
    required:
      - nlMessageContainer
  N1MessageContainer:
    type: object
    properties:
      nlMessageClass:
        $ref: '#/components/schemas/N1MessageClass'
      nlMessageContent:
        $ref: 'TS29571_CommonData.yaml#/components/schemas/RefToBinaryData'
      nfId:
        $ref: 'TS29571_CommonData.yaml#/components/schemas/NfInstanceId'
    required:
      - nlMessageClass
      - nlMessageContent
  N1N2MessageTransferReqData:
    type: object
    properties:
      nlMessageContainer:
        $ref: '#/components/schemas/N1MessageContainer'
      n2InfoContainer:
        $ref: '#/components/schemas/N2InfoContainer'
      skipInd:
        type: boolean
        default: false
      lastMsgIndication:
        type: boolean
      pduSessionId:
        $ref: 'TS29571_CommonData.yaml#/components/schemas/PduSessionId'
      lcsCorrelationId:
        $ref: 'TS29572_Nlmf_Location.yaml#/components/schemas/CorrelationID'
      ppi:
        $ref: '#/components/schemas/Ppi'
      arp:
        $ref: 'TS29571_CommonData.yaml#/components/schemas/Arp'
      5qi:
        $ref: 'TS29571_CommonData.yaml#/components/schemas/5Qi'
      nlN2FailureTxfNotifURI:
        $ref: 'TS29571_CommonData.yaml#/components/schemas/Uri'
      smfReallocationInd:
        type: boolean
        default: false
      areaOfValidity:
        $ref: '#/components/schemas/AreaOfValidity'
      supportedFeatures:
        $ref: 'TS29571_CommonData.yaml#/components/schemas/SupportedFeatures'
  N1N2MessageTransferRspData:
    type: object
    properties:
      cause:
        $ref: '#/components/schemas/N1N2MessageTransferCause'
      supportedFeatures:
        $ref: 'TS29571_CommonData.yaml#/components/schemas/SupportedFeatures'
    required:
      - cause
  RegistrationContextContainer:
    type: object
    properties:
      ueContext:
        $ref: '#/components/schemas/UeContext'
      localTimeZone:
        $ref: 'TS29571_CommonData.yaml#/components/schemas/TimeZone'
      anType:
        $ref: 'TS29571_CommonData.yaml#/components/schemas/AccessType'
      anN2ApId:
        type: integer

```

```

ranNodeId:
  $ref: 'TS29571_CommonData.yaml#/components/schemas/GlobalRanNodeId'
initialAmfName:
  $ref: 'TS29571_CommonData.yaml#/components/schemas/AmfName'
userLocation:
  $ref: 'TS29571_CommonData.yaml#/components/schemas/UserLocation'
rrcEstCause:
  type: string
  pattern: '^([0-9a-fA-F])+$'
ueContextRequest:
  type: boolean
  default: false
anN2IPv4Addr:
  $ref: 'TS29571_CommonData.yaml#/components/schemas/Ipv4Addr'
anN2IPv6Addr:
  $ref: 'TS29571_CommonData.yaml#/components/schemas/Ipv6Addr'
allowedNssai:
  $ref: 'TS29531_Nnssf_NSSelection.yaml#/components/schemas/AllowedNssai'
configuredNssai:
  type: array
  items:
    $ref: 'TS29531_Nnssf_NSSelection.yaml#/components/schemas/ConfiguredNssai'
  minItems: 1
rejectedNssaiInPlmn:
  type: array
  items:
    $ref: 'TS29571_CommonData.yaml#/components/schemas/Snssai'
  minItems: 1
rejectedNssaiInTa:
  type: array
  items:
    $ref: 'TS29571_CommonData.yaml#/components/schemas/Snssai'
  minItems: 1
required:
- ueContext
- anType
- anN2ApId
- ranNodeId
- initialAmfName
- userLocation
AreaOfValidity:
  type: object
  properties:
    tailList:
      type: array
      items:
        $ref: 'TS29571_CommonData.yaml#/components/schemas/Tai'
      minItems: 0
  required:
- tailList
UeContextTransferReqData:
  type: object
  properties:
    reason:
      $ref: '#/components/schemas/TransferReason'
    accessType:
      $ref: 'TS29571_CommonData.yaml#/components/schemas/AccessType'
    plmnId:
      $ref: 'TS29571_CommonData.yaml#/components/schemas/PlmnId'
    regRequest:
      $ref: '#/components/schemas/N1MessageContainer'
    supportedFeatures:
      $ref: 'TS29571_CommonData.yaml#/components/schemas/SupportedFeatures'
  required:
- reason
- accessType
UeContextTransferRspData:
  type: object
  properties:
    ueContext:
      $ref: '#/components/schemas/UeContext'
    ueRadioCapability:
      $ref: '#/components/schemas/N2InfoContent'
    supportedFeatures:
      $ref: 'TS29571_CommonData.yaml#/components/schemas/SupportedFeatures'
  required:
- ueContext
UeContext:

```

```
type: object
properties:
  supi:
    $ref: 'TS29571_CommonData.yaml#/components/schemas/Supi'
  supiUnauthInd:
    type: boolean
  gpsiList:
    type: array
    items:
      $ref: 'TS29571_CommonData.yaml#/components/schemas/Gpsi'
    minItems: 1
  pei:
    $ref: 'TS29571_CommonData.yaml#/components/schemas/Pei'
  udmGroupId:
    $ref: 'TS29571_CommonData.yaml#/components/schemas/NfGroupId'
  ausfGroupId:
    $ref: 'TS29571_CommonData.yaml#/components/schemas/NfGroupId'
  routingIndicator:
    type: string
  groupList:
    type: array
    items:
      $ref: 'TS29571_CommonData.yaml#/components/schemas/GroupId'
    minItems: 1
  drxParameter:
    $ref: '#/components/schemas/DrxParameter'
  subRfsp:
    $ref: 'TS29571_CommonData.yaml#/components/schemas/RfspIndex'
  usedRfsp:
    $ref: 'TS29571_CommonData.yaml#/components/schemas/RfspIndex'
  subUeAmbr:
    $ref: 'TS29571_CommonData.yaml#/components/schemas/Ambr'
  smsSupport:
    $ref: '#/components/schemas/SmsSupport'
  smsfId:
    $ref: 'TS29571_CommonData.yaml#/components/schemas/NfInstanceId'
  seafData:
    $ref: '#/components/schemas/SeafData'
  5gMmCapability:
    $ref: '#/components/schemas/5GmMCapability'
  pcfId:
    $ref: 'TS29571_CommonData.yaml#/components/schemas/NfInstanceId'
  pcfAmPolicyUri:
    $ref: 'TS29571_CommonData.yaml#/components/schemas/Uri'
  amPolicyReqTriggerList:
    type: array
    items:
      $ref: '#/components/schemas/PolicyReqTrigger'
    minItems: 1
  pcfUePolicyUri:
    $ref: 'TS29571_CommonData.yaml#/components/schemas/Uri'
  uePolicyReqTriggerList:
    type: array
    items:
      $ref: '#/components/schemas/PolicyReqTrigger'
    minItems: 1
  hpcfId:
    $ref: 'TS29571_CommonData.yaml#/components/schemas/NfInstanceId'
  restrictedRatList:
    type: array
    items:
      $ref: 'TS29571_CommonData.yaml#/components/schemas/RatType'
    minItems: 1
  forbiddenAreaList:
    type: array
    items:
      $ref: 'TS29571_CommonData.yaml#/components/schemas/Area'
    minItems: 1
  serviceAreaRestriction:
    $ref: 'TS29571_CommonData.yaml#/components/schemas/ServiceAreaRestriction'
  restrictedCoreNwTypeList:
    type: array
    items:
      $ref: 'TS29571_CommonData.yaml#/components/schemas/CoreNetworkType'
    minItems: 1
  eventSubscriptionList:
    type: array
    items:
```

```

    $ref: 'TS29518_Namf_EventExposure.yaml#/components/schemas/AmfEventSubscription'
  minItems: 1
  mmContextList:
    type: array
    items:
      $ref: '#/components/schemas/MmContext'
  minItems: 1
  maxItems: 2
  sessionContextList:
    type: array
    items:
      $ref: '#/components/schemas/PduSessionContext'
  minItems: 1
  traceData:
    $ref: 'TS29571_CommonData.yaml#/components/schemas/TraceData'
N2SmInformation:
  type: object
  properties:
    pduSessionId:
      $ref: 'TS29571_CommonData.yaml#/components/schemas/PduSessionId'
    n2InfoContent:
      $ref: '#/components/schemas/N2InfoContent'
    sNssai:
      $ref: 'TS29571_CommonData.yaml#/components/schemas/Snssai'
    subjectToHo:
      type: boolean
  required:
    - pduSessionId
N2InfoContent:
  type: object
  properties:
    ngapMessageType:
      $ref: 'TS29571_CommonData.yaml#/components/schemas/UInteger'
    ngapIeType:
      $ref: '#/components/schemas/NgapIeType'
    ngapData:
      $ref: 'TS29571_CommonData.yaml#/components/schemas/RefToBinaryData'
  required:
    - ngapIeType
    - ngapData
NrppaInformation:
  type: object
  properties:
    nfId:
      $ref: 'TS29571_CommonData.yaml#/components/schemas/NfInstanceId'
    nrppaPdu:
      $ref: '#/components/schemas/N2InfoContent'
  required:
    - nfId
    - nrppaPdu
PwsInformation:
  type: object
  properties:
    messageIdentifier:
      $ref: 'TS29571_CommonData.yaml#/components/schemas/Uint16'
    serialNumber:
      $ref: 'TS29571_CommonData.yaml#/components/schemas/Uint16'
    pwsContainer:
      $ref: '#/components/schemas/N2InfoContent'
    sendRanResponse:
      type: boolean
      default: false
    omcId:
      $ref: '#/components/schemas/OmcIdentifier'
  required:
    - messageIdentifier
    - serialNumber
    - pwsContainer
N1N2MsgTxfrFailureNotification:
  type: object
  properties:
    cause:
      $ref: '#/components/schemas/N1N2MessageTransferCause'
    n1n2MsgDataUri:
      $ref: 'TS29571_CommonData.yaml#/components/schemas/Uri'
  required:
    - cause
    - n1n2MsgDataUri

```

```

N1N2MessageTransferError:
  type: object
  properties:
    error:
      $ref: 'TS29571_CommonData.yaml#/components/schemas/ProblemDetails'
    errInfo:
      $ref: '#/components/schemas/N1N2MsgTxfrErrDetail'
  required:
    - error
N1N2MsgTxfrErrDetail:
  type: object
  properties:
    retryAfter:
      $ref: 'TS29571_CommonData.yaml#/components/schemas/Uinteger'
    highestPrioArp:
      $ref: 'TS29571_CommonData.yaml#/components/schemas/Arp'
N2InformationTransferRspData:
  type: object
  properties:
    result:
      $ref: '#/components/schemas/N2InformationTransferResult'
    pwsRspData:
      $ref: '#/components/schemas/PWSresponseData'
    supportedFeatures:
      $ref: 'TS29571_CommonData.yaml#/components/schemas/SupportedFeatures'
  required:
    - result
MmContext:
  type: object
  properties:
    accessType:
      $ref: 'TS29571_CommonData.yaml#/components/schemas/AccessType'
    nasSecurityMode:
      $ref: '#/components/schemas/NasSecurityMode'
    nasDownlinkCount:
      $ref: '#/components/schemas/NasCount'
    nasUplinkCount:
      $ref: '#/components/schemas/NasCount'
    ueSecurityCapability:
      $ref: '#/components/schemas/UeSecurityCapability'
    slUeNetworkCapability:
      $ref: '#/components/schemas/SlUeNetworkCapability'
    allowedNssai:
      type: array
      items:
        $ref: 'TS29571_CommonData.yaml#/components/schemas/Snssai'
      minItems: 1
    nssaiMappingList:
      type: array
      items:
        $ref: '#/components/schemas/NssaiMapping'
      minItems: 1
    nsInstanceList:
      type: array
      items:
        $ref: 'TS29531_Nnssf_NSSElection.yaml#/components/schemas/NsiId'
      minItems: 1
    expectedUEbehavior:
      $ref: '#/components/schemas/ExpectedUeBehavior'
  required:
    - accessType
SeafData:
  type: object
  properties:
    ngKsi:
      $ref: '#/components/schemas/NgKsi'
    keyAmf:
      $ref: '#/components/schemas/KeyAmf'
    nh:
      type: string
      pattern: '^[-Fa-f0-9]+$'
    ncc:
      type: integer
      minimum: 0
      maximum: 7
    keyAmfChangeInd:
      type: boolean
    keyAmfHDerivationInd:

```



```

    type: boolean
  required:
    - ngKsi
    - keyAmf
NasSecurityMode:
  type: object
  properties:
    integrityAlgorithm:
      $ref: '#/components/schemas/IntegrityAlgorithm'
    cipheringAlgorithm:
      $ref: '#/components/schemas/CipheringAlgorithm'
  required:
    - integrityAlgorithm
    - cipheringAlgorithm
PduSessionContext:
  type: object
  properties:
    pduSessionId:
      $ref: 'TS29571_CommonData.yaml#/components/schemas/PduSessionId'
    smContextRef:
      $ref: 'TS29571_CommonData.yaml#/components/schemas/Uri'
    sNssai:
      $ref: 'TS29571_CommonData.yaml#/components/schemas/Snssai'
    dnn:
      $ref: 'TS29571_CommonData.yaml#/components/schemas/Dnn'
    accessType:
      $ref: 'TS29571_CommonData.yaml#/components/schemas/AccessType'
    allocatedEbiList:
      type: array
      items:
        $ref: 'TS29502_Nsmf_PDUSession.yaml#/components/schemas/EbiArpMapping'
      minItems: 1
    hsmfId:
      $ref: 'TS29571_CommonData.yaml#/components/schemas/NfInstanceId'
    vsmfId:
      $ref: 'TS29571_CommonData.yaml#/components/schemas/NfInstanceId'
    nsInstance:
      $ref: 'TS29531_Nnssf_NSSelection.yaml#/components/schemas/NsiId'
    smfServiceInstanceId:
      type: string
  required:
    - pduSessionId
    - smContextRef
    - sNssai
    - dnn
    - accessType
    - allocatedEbiList
NssaiMapping:
  type: object
  properties:
    mappedSnssai:
      $ref: 'TS29571_CommonData.yaml#/components/schemas/Snssai'
    hSnssai:
      $ref: 'TS29571_CommonData.yaml#/components/schemas/Snssai'
  required:
    - mappedSnssai
    - hSnssai
UeRegStatusUpdateReqData:
  type: object
  properties:
    transferStatus:
      $ref: '#/components/schemas/UeContextTransferStatus'
    toReleaseSessionList:
      type: array
      items:
        $ref: 'TS29571_CommonData.yaml#/components/schemas/PduSessionId'
      minItems: 1
    pcfReselectedInd:
      type: boolean
  required:
    - transferStatus
UeRegStatusUpdateRspData:
  type: object
  properties:
    regStatusTransferComplete:
      type: boolean
  required:
    - regStatusTransferComplete

```

```

AssignEbiError:
  type: object
  properties:
    error:
      $ref: 'TS29571_CommonData.yaml#/components/schemas/ProblemDetails'
    failureDetails:
      $ref: '#/components/schemas/AssignEbiFailed'
  required:
    - error
    - failureDetails
UeContextCreateData:
  type: object
  properties:
    ueContext:
      $ref: '#/components/schemas/UeContext'
    targetId:
      $ref: '#/components/schemas/NgRanTargetId'
    sourceToTargetData:
      $ref: '#/components/schemas/N2InfoContent'
    pduSessionList:
      type: array
      items:
        $ref: '#/components/schemas/N2SmInformation'
      minItems: 1
    n2NotifyUri:
      $ref: 'TS29571_CommonData.yaml#/components/schemas/Uri'
    ueRadioCapability:
      $ref: '#/components/schemas/N2InfoContent'
    ngapCause:
      $ref: 'TS29571_CommonData.yaml#/components/schemas/NgApCause'
    supportedFeatures:
      $ref: 'TS29571_CommonData.yaml#/components/schemas/SupportedFeatures'
  required:
    - ueContext
    - targetId
    - sourceToTargetData
    - pduSessionList
UeContextCreatedData:
  type: object
  properties:
    ueContext:
      $ref: '#/components/schemas/UeContext'
    targetToSourceData:
      $ref: '#/components/schemas/N2InfoContent'
    pduSessionList:
      type: array
      items:
        $ref: '#/components/schemas/N2SmInformation'
      minItems: 1
    ngapCause:
      $ref: 'TS29571_CommonData.yaml#/components/schemas/NgApCause'
    failedSessionList:
      type: array
      items:
        $ref: '#/components/schemas/N2SmInformation'
      minItems: 1
    supportedFeatures:
      $ref: 'TS29571_CommonData.yaml#/components/schemas/SupportedFeatures'
    pcfReselectedInd:
      type: boolean
  required:
    - ueContext
    - targetToSourceData
    - pduSessionList
UeContextCreateError:
  type: object
  properties:
    error:
      $ref: 'TS29571_CommonData.yaml#/components/schemas/ProblemDetails'
    ngapCause:
      $ref: 'TS29571_CommonData.yaml#/components/schemas/NgApCause'
  required:
    - error
NgRanTargetId:
  type: object
  properties:
    ranNodeId:
      $ref: 'TS29571_CommonData.yaml#/components/schemas/GlobalRanNodeId'

```

```

    tai:
      $ref: 'TS29571_CommonData.yaml#/components/schemas/Tai'
    required:
      - ranNodeId
      - tai
PWSResponseData:
  type: object
  properties:
    ngapMessageType:
      $ref: 'TS29571_CommonData.yaml#/components/schemas/Uinteger'
    serialNumber:
      $ref: 'TS29571_CommonData.yaml#/components/schemas/Uint16'
    messageIdentifier:
      type: integer
    unknownTaiList:
      type: array
      items:
        $ref: 'TS29571_CommonData.yaml#/components/schemas/Tai'
      minItems: 1
    required:
      - ngapMessageType
      - serialNumber
      - messageIdentifier
PWSErrorData:
  type: object
  properties:
    namfCause:
      type: integer
    required:
      - namfCause
N2InformationTransferError:
  type: object
  properties:
    error:
      $ref: 'TS29571_CommonData.yaml#/components/schemas/ProblemDetails'
    pwdErrorInfo:
      $ref: '#/components/schemas/PWSErrorData'
    required:
      - error
NgKsi:
  type: object
  properties:
    tsc:
      $ref: '#/components/schemas/ScType'
    ksi:
      type: integer
      minimum: 0
      maximum: 6
    required:
      - tsc
      - ksi
KeyAmf:
  type: object
  properties:
    keyType:
      $ref: '#/components/schemas/KeyAmfType'
    keyVal:
      type: string
    required:
      - keyType
      - keyVal
ExpectedUeBehavior:
  type: object
  properties:
    expMoveTrajectory:
      type: array
      items:
        $ref: 'TS29571_CommonData.yaml#/components/schemas/UserLocation'
      minItems: 1
    validityTime:
      $ref: 'TS29571_CommonData.yaml#/components/schemas/DateTime'
    required:
      - expMoveTrajectory
      - validityTime
N2RanInformation:
  type: object
  properties:
    n2InfoContent:

```

```

    $ref: '#/components/schemas/N2InfoContent'
  required:
    - n2InfoContent
  N2InfoNotificationRspData:
    type: object
    properties:
      n2InfoContent:
        $ref: '#/components/schemas/N2InfoContent'
#
# SIMPLE DATA TYPES
#
EpsBearerId:
  type: integer
  minimum: 0
  maximum: 15
Ppi:
  type: integer
  minimum: 0
  maximum: 7
NasCount:
  $ref: 'TS29571_CommonData.yaml#/components/schemas/UInteger'
5GmmCapability:
  $ref: 'TS29571_CommonData.yaml#/components/schemas/Bytes'
UeSecurityCapability:
  $ref: 'TS29571_CommonData.yaml#/components/schemas/Bytes'
S1UeNetworkCapability:
  $ref: 'TS29571_CommonData.yaml#/components/schemas/Bytes'
DrxParameter:
  $ref: 'TS29571_CommonData.yaml#/components/schemas/Bytes'
OmcIdentifier:
  type: string

#
# ENUMERATIONS
#
StatusChange:
  anyOf:
    - type: string
      enum:
        - AMF_UNAVAILABLE
        - AMF_AVAILABLE
    - type: string
N2InformationClass:
  anyOf:
    - type: string
      enum:
        - SM
        - NRPPa
        - PWS
        - PWS-BCAL
        - PWS-RF
        - RAN
    - type: string
N1MessageClass:
  anyOf:
    - type: string
      enum:
        - 5GMM
        - SM
        - LPP
        - SMS
        - UPDP
    - type: string
N1N2MessageTransferCause:
  anyOf:
    - type: string
      enum:
        - ATTEMPTING_TO_REACH_UE
        - N1_N2_TRANSFER_INITIATED
        - WAITING_FOR_ASYNCHRONOUS_TRANSFER
        - UE_NOT_RESPONDING
        - N1_MSG_NOT_TRANSFERRED
        - UE_NOT_REACHABLE_FOR_SESSION
    - type: string
UeContextTransferStatus:
  anyOf:
    - type: string
      enum:

```

```

    - TRANSFERRED
    - NOT_TRANSFERRED
  - type: string
N2InformationTransferResult:
  anyOf:
  - type: string
  enum:
    - N2_INFO_TRANSFER_INITIATED
  - type: string
CipheringAlgorithm:
  anyOf:
  - type: string
  enum:
    - NEA0
    - NEA1
    - NEA2
    - NEA3
  - type: string
IntegrityAlgorithm:
  anyOf:
  - type: string
  enum:
    - NIA0
    - NIA1
    - NIA2
    - NIA3
  - type: string
SmsSupport:
  anyOf:
  - type: string
  enum:
    - 3GPP
    - NON_3GPP
    - BOTH
    - NONE
  - type: string
ScType:
  anyOf:
  - type: string
  enum:
    - NATIVE
    - MAPPED
  - type: string
KeyAmfType:
  anyOf:
  - type: string
  enum:
    - KAMF
    - KPRIMEAMF
  - type: string
TransferReason:
  anyOf:
  - type: string
  enum:
    - INIT_REG
    - MOBI_REG
    - MOBI_REG_UE_VALIDATED
  - type: string
PolicyReqTrigger:
  anyOf:
  - type: string
  enum:
    - LOCATION_CHANGE
    - PRA_CHANGE
    - SARI_CHANGE
    - RFSP_INDEX_CHANGE
    - ALLOWED_NSSAI_CHANGE
  - type: string
RatSelector:
  anyOf:
  - type: string
  enum:
    - E-UTRA
    - NR
  - type: string
NgapIeType:
  anyOf:
  - type: string

```

```

enum:
  - PDU_RES_SETUP_REQ
  - PDU_RES_REL_CMD
  - PDU_RES_MOD_REQ
  - HANDOVER_CMD
  - HANDOVER_REQUIRED
  - HANDOVER_PREP_FAIL
  - SRC_TO_TAR_CONTAINER
  - TAR_TO_SRC_CONTAINER
  - RAN_STATUS_TRANS_CONTAINER
  - SON_CONFIG_TRANSFER
  - NRPPA_PDU
  - UE_RADIO_CAPABILITY
- type: string
N2InfoNotifyReason:
anyOf:
- type: string
enum:
  - HANDOVER_COMPLETED
- type: string

```

### A.3 Namf\_EventExposure API

```

openapi: 3.0.0
info:
  version: 1.0.1
  title: Namf_EventExposure
  description: AMF Event Exposure Service
security:
  - {}
  - oAuth2ClientCredentials:
    - namf-evts
externalDocs:
  description: 3GPP TS 29.518 V15.3.0; 5G System; Access and Mobility Management Services
  url: 'http://www.3gpp.org/ftp/Specs/archive/29_series/29.518/'
servers:
  - url: '{apiRoot}/namf-evts/v1'
    variables:
      apiRoot:
        default: https://example.com
        description: apiRoot as defined in subclause subclause 4.4 of 3GPP TS 29.501
paths:
  /subscriptions:
    post:
      summary: Namf_EventExposure Subscribe service Operation
      tags:
        - Subscriptions collection (Document)
      operationId: CreateSubscription
      requestBody:
        content:
          application/json:
            schema:
              $ref: '#/components/schemas/AmfCreateEventSubscription'
            required: true
      responses:
        '201':
          description: Subscription Created
          headers:
            Location:
              description: 'Contains the URI of the newly created resource, according to the
structure: {apiRoot}/namf-evts/v1/subscriptions/{subscriptionId}'
              required: true
              schema:
                type: string
          content:
            application/json:
              schema:
                $ref: '#/components/schemas/AmfCreatedEventSubscription'
        '400':
          $ref: 'TS29571_CommonData.yaml#/components/responses/400'
        '403':
          $ref: 'TS29571_CommonData.yaml#/components/responses/403'
        '411':
          $ref: 'TS29571_CommonData.yaml#/components/responses/411'
        '413':
          $ref: 'TS29571_CommonData.yaml#/components/responses/413'

```

```

'415':
  $ref: 'TS29571_CommonData.yaml#/components/responses/415'
'429':
  $ref: 'TS29571_CommonData.yaml#/components/responses/429'
'500':
  $ref: 'TS29571_CommonData.yaml#/components/responses/500'
'503':
  $ref: 'TS29571_CommonData.yaml#/components/responses/503'
default:
  description: Unexpected error
callbacks:
  onEventReport:
    '{$request.body#/subscription/eventNotifyUri}':
      post:
        summary: Event Notificaiton Delivery
        requestBody:
          content:
            application/json:
              schema:
                $ref: '#/components/schemas/AmfEventNotification'
              required: true
        responses:
          '204':
            description: Successful acknowledgement
          '400':
            $ref: 'TS29571_CommonData.yaml#/components/responses/400'
          '411':
            $ref: 'TS29571_CommonData.yaml#/components/responses/411'
          '413':
            $ref: 'TS29571_CommonData.yaml#/components/responses/413'
          '415':
            $ref: 'TS29571_CommonData.yaml#/components/responses/415'
          '429':
            $ref: 'TS29571_CommonData.yaml#/components/responses/429'
          '500':
            $ref: 'TS29571_CommonData.yaml#/components/responses/500'
          '503':
            $ref: 'TS29571_CommonData.yaml#/components/responses/503'
          default:
            description: Unexpected error
  onSubscriptionIdChangeEvtReport:
    '{$request.body#/subscription/subsChangeNotifyUri}':
      post:
        summary: Event Notificaiton Delivery For Subscription Id Change
        requestBody:
          content:
            application/json:
              schema:
                $ref: '#/components/schemas/AmfEventNotification'
              required: true
        responses:
          '204':
            description: Successful acknowledgement
          '400':
            $ref: 'TS29571_CommonData.yaml#/components/responses/400'
          '411':
            $ref: 'TS29571_CommonData.yaml#/components/responses/411'
          '413':
            $ref: 'TS29571_CommonData.yaml#/components/responses/413'
          '415':
            $ref: 'TS29571_CommonData.yaml#/components/responses/415'
          '429':
            $ref: 'TS29571_CommonData.yaml#/components/responses/429'
          '500':
            $ref: 'TS29571_CommonData.yaml#/components/responses/500'
          '503':
            $ref: 'TS29571_CommonData.yaml#/components/responses/503'
          default:
            description: Unexpected error
/subscriptions/{subscriptionId}:
  patch:
    summary: Namf_EventExposure Subscribe Modify service Operation
    tags:
      - Individual subscription (Document)
    operationId: ModifySubscription
    parameters:
      - name: subscriptionId
        in: path

```

```

    required: true
    description: Unique ID of the subscription to be modified
    schema:
      type: string
  requestBody:
    content:
      application/json-patch+json:
        schema:
          oneOf:
            - $ref: '#/components/schemas/AmfUpdateEventSubscriptionItem'
            - $ref: '#/components/schemas/AmfUpdateEventOptionItem'
        required: true
  responses:
    '200':
      description: Subscription modified successfully
      content:
        application/json:
          schema:
            $ref: '#/components/schemas/AmfUpdatedEventSubscription'
    '400':
      $ref: 'TS29571_CommonData.yaml#/components/responses/400'
    '403':
      $ref: 'TS29571_CommonData.yaml#/components/responses/403'
    '404':
      $ref: 'TS29571_CommonData.yaml#/components/responses/404'
    '411':
      $ref: 'TS29571_CommonData.yaml#/components/responses/411'
    '413':
      $ref: 'TS29571_CommonData.yaml#/components/responses/413'
    '415':
      $ref: 'TS29571_CommonData.yaml#/components/responses/415'
    '429':
      $ref: 'TS29571_CommonData.yaml#/components/responses/429'
    '500':
      $ref: 'TS29571_CommonData.yaml#/components/responses/500'
    '503':
      $ref: 'TS29571_CommonData.yaml#/components/responses/503'
    default:
      description: Unexpected error
delete:
  summary: Namf_EventExposure Unsubscribe service Operation
  tags:
    - Individual subscription (Document)
  operationId: DeleteSubscription
  parameters:
    - name: subscriptionId
      in: path
      required: true
      description: Unique ID of the subscription to be deleted
      schema:
        type: string
  responses:
    '200':
      description: Subscription deleted successfully
    '400':
      $ref: 'TS29571_CommonData.yaml#/components/responses/400'
    '404':
      $ref: 'TS29571_CommonData.yaml#/components/responses/404'
    '411':
      $ref: 'TS29571_CommonData.yaml#/components/responses/411'
    '413':
      $ref: 'TS29571_CommonData.yaml#/components/responses/413'
    '415':
      $ref: 'TS29571_CommonData.yaml#/components/responses/415'
    '429':
      $ref: 'TS29571_CommonData.yaml#/components/responses/429'
    '500':
      $ref: 'TS29571_CommonData.yaml#/components/responses/500'
    '503':
      $ref: 'TS29571_CommonData.yaml#/components/responses/503'
    default:
      description: Unexpected error
components:
  securitySchemes:
    oAuth2ClientCredentials:
      type: oauth2
      flows:
        clientCredentials:

```



```

    tokenUrl: '{nrfApiRoot}/oauth2/token'
    scopes:
      namf-evts: Access to the Namf_EventExposure API
schemas:
  AmfEventSubscription:
    type: object
    properties:
      eventList:
        type: array
        items:
          $ref: '#/components/schemas/AmfEvent'
        minItems: 1
      eventNotifyUri:
        $ref: 'TS29571_CommonData.yaml#/components/schemas/Uri'
      notifyCorrelationId:
        type: string
      nfId:
        $ref: 'TS29571_CommonData.yaml#/components/schemas/NfInstanceId'
      subsChangeNotifyUri:
        $ref: 'TS29571_CommonData.yaml#/components/schemas/Uri'
      subsChangeNotifyCorrelationId:
        type: string
      supi:
        $ref: 'TS29571_CommonData.yaml#/components/schemas/Supi'
      groupId:
        $ref: 'TS29571_CommonData.yaml#/components/schemas/GroupId'
      gpsi:
        $ref: 'TS29571_CommonData.yaml#/components/schemas/Gpsi'
      pei:
        $ref: 'TS29571_CommonData.yaml#/components/schemas/Pei'
      anyUE:
        type: boolean
      options:
        $ref: '#/components/schemas/AmfEventMode'
    required:
      - eventList
      - eventNotifyUri
      - notifyCorrelationId
      - nfId
  AmfEvent:
    type: object
    properties:
      type:
        $ref: '#/components/schemas/AmfEventType'
      immediateFlag:
        type: boolean
      areaList:
        type: array
        items:
          $ref: '#/components/schemas/AmfEventArea'
        minItems: 1
      locationFilterList:
        type: array
        items:
          $ref: '#/components/schemas/LocationFilter'
        minItems: 1
      subscribedDataFilterList:
        type: array
        items:
          $ref: '#/components/schemas/SubscribedDataFilter'
        minItems: 1
      refId:
        $ref: 'TS29503_Nudm_EE.yaml#/components/schemas/ReferenceId'
    required:
      - type
  AmfEventNotification:
    type: object
    properties:
      notifyCorrelationId:
        type: string
      subsChangeNotifyCorrelationId:
        type: string
      reportList:
        type: array
        items:
          $ref: '#/components/schemas/AmfEventReport'
        minItems: 1
  AmfEventReport:

```

```

type: object
properties:
  type:
    $ref: '#/components/schemas/AmfEventType'
  state:
    $ref: '#/components/schemas/AmfEventState'
  timeStamp:
    $ref: 'TS29571_CommonData.yaml#/components/schemas/DateTime'
  subscriptionId:
    $ref: 'TS29571_CommonData.yaml#/components/schemas/Uri'
  anyUe:
    type: boolean
  supi:
    $ref: 'TS29571_CommonData.yaml#/components/schemas/Supi'
  areaList:
    type: array
    items:
      $ref: '#/components/schemas/AmfEventArea'
    minItems: 1
  refId:
    $ref: 'TS29503_Nudm_EE.yaml#/components/schemas/ReferenceId'
  gpsi:
    $ref: 'TS29571_CommonData.yaml#/components/schemas/Gpsi'
  pei:
    $ref: 'TS29571_CommonData.yaml#/components/schemas/Pei'
  location:
    $ref: 'TS29571_CommonData.yaml#/components/schemas/UserLocation'
  timezone:
    $ref: 'TS29571_CommonData.yaml#/components/schemas/TimeZone'
  accessTypeList:
    type: array
    items:
      $ref: 'TS29571_CommonData.yaml#/components/schemas/AccessType'
    minItems: 1
  rmInfoList:
    type: array
    items:
      $ref: '#/components/schemas/RmInfo'
    minItems: 1
  cmInfoList:
    type: array
    items:
      $ref: '#/components/schemas/CmInfo'
    minItems: 1
  reachability:
    $ref: '#/components/schemas/UeReachability'
  subscribedData:
    $ref: '#/components/schemas/SubscribedData'
  commFailure:
    $ref: '#/components/schemas/CommunicationFailure'
  numberOfUes:
    type: integer
required:
  - type
  - state
  - timeStamp
AmfEventMode:
  type: object
  properties:
    trigger:
      $ref: '#/components/schemas/AmfEventTrigger'
    maxReports:
      type: integer
    expiry:
      $ref: 'TS29571_CommonData.yaml#/components/schemas/DateTime'
  required:
    - trigger
AmfEventState:
  type: object
  properties:
    active:
      type: boolean
    remainReports:
      type: integer
    remainDuration:
      $ref: 'TS29571_CommonData.yaml#/components/schemas/DurationSec'
  required:
    - active

```

```

RmInfo:
  type: object
  properties:
    rmState:
      $ref: '#/components/schemas/RmState'
    accessType:
      $ref: 'TS29571_CommonData.yaml#/components/schemas/AccessType'
  required:
    - rmState
    - accessType
CmInfo:
  type: object
  properties:
    cmState:
      $ref: '#/components/schemas/CmState'
    accessType:
      $ref: 'TS29571_CommonData.yaml#/components/schemas/AccessType'
  required:
    - cmState
    - accessType
SubscribedData:
  type: object
  properties:
    sari:
      $ref: '#/components/schemas/Sari'
    rfspIndex:
      $ref: '#/components/schemas/RfspIndex'
CommunicationFailure:
  type: object
  properties:
    nasReleaseCode:
      type: string
    ranReleaseCode:
      $ref: 'TS29571_CommonData.yaml#/components/schemas/NgApCause'
AmfCreateEventSubscription:
  type: object
  properties:
    subscription:
      $ref: '#/components/schemas/AmfEventSubscription'
    supportedFeatures:
      $ref: 'TS29571_CommonData.yaml#/components/schemas/SupportedFeatures'
  required:
    - subscription
AmfCreatedEventSubscription:
  type: object
  properties:
    subscription:
      $ref: '#/components/schemas/AmfEventSubscription'
    subscriptionId:
      $ref: 'TS29571_CommonData.yaml#/components/schemas/Uri'
    reportList:
      type: array
      items:
        $ref: '#/components/schemas/AmfEventReport'
      minItems: 1
    supportedFeatures:
      $ref: 'TS29571_CommonData.yaml#/components/schemas/SupportedFeatures'
  required:
    - subscription
    - subscriptionId
AmfUpdateEventSubscriptionItem:
  type: array
  items:
    type: object
    properties:
      op:
        type: string
        enum:
          - add
          - remove
          - replace
      path:
        type: string
        pattern: '\/eventList\/[0-]$|\eventList\/[1-9][0-9]*$'
      value:
        $ref: '#/components/schemas/AmfEvent'
  required:
    - op

```

```

    - path
  minItems: 1
  AmfUpdateEventOptionItem:
    type: object
    properties:
      op:
        type: string
        enum:
          - replace
      path:
        type: string
        pattern: '\\options\\expiry$'
        value:
          $ref: 'TS29571_CommonData.yaml#/components/schemas/DateTime'
    required:
      - op
      - path
      - value
  AmfUpdatedEventSubscription:
    type: object
    properties:
      subscription:
        $ref: '#/components/schemas/AmfEventSubscription'
    required:
      - subscription
  AmfEventArea:
    type: object
    properties:
      presenceInfo:
        $ref: 'TS29571_CommonData.yaml#/components/schemas/PresenceInfo'
      ladnInfo:
        $ref: '#/components/schemas/LadnInfo'
  LadnInfo:
    type: object
    properties:
      ladn:
        type: string
      presence:
        $ref: 'TS29571_CommonData.yaml#/components/schemas/PresenceState'
    required:
      - ladn
  5gGuti:
    type: string
  Sari:
    $ref: 'TS29571_CommonData.yaml#/components/schemas/Bytes'
  RfspIndex:
    type: integer
  AmfEventType:
    anyOf:
      - type: string
      enum:
        - LOCATION_REPORT
        - PRESENCE_IN_AOI_REPORT
        - TIMEZONE_REPORT
        - ACCESS_TYPE_REPORT
        - REGISTRATION_STATE_REPORT
        - CONNECTIVITY_STATE_REPORT
        - REACHABILITY_REPORT
        - SUBSCRIBED_DATA_REPORT
        - COMMUNICATION_FAILURE_REPORT
        - UES_IN_AREA_REPORT
        - SUBSCRIPTION_ID_CHANGE
        - SUBSCRIPTION_ID_ADDITION
      - type: string
  AmfEventTrigger:
    anyOf:
      - type: string
      enum:
        - ONE_TIME
        - CONTINUOUS
      - type: string
  LocationFilter :
    anyOf:
      - type: string
      enum:
        - TAI
        - CELL_ID
        - N3IWF

```

```

    - UE_IP
    - UDP_PORT
  - type: string
SubscribedDataFilter:
  anyOf:
  - type: string
  enum:
    - SARI
    - RFSP_INDEX
  - type: string
UeReachability:
  anyOf:
  - type: string
  enum:
    - UNREACHABLE
    - REACHABLE
    - REGULATORY_ONLY
  - type: string
RmState:
  anyOf:
  - type: string
  enum:
    - REGISTERED
    - Deregistered
  - type: string
CmState:
  anyOf:
  - type: string
  enum:
    - IDLE
    - CONNECTED
  - type: string

```

## A.4 Namf\_MT

```

openapi: 3.0.0
info:
  version: 1.0.1
  title: Namf_MT
  description: AMF Mobile Termination Service
security:
  - {}
  - oAuth2ClientCredentials:
    - namf-mt
externalDocs:
  description: 3GPP TS 29.518 V15.3.0; 5G System; Access and Mobility Management Services
  url: 'http://www.3gpp.org/ftp/Specs/archive/29_series/29.518/'
servers:
  - url: '{apiRoot}/namf-mt/v1'
    variables:
      apiRoot:
        default: https://example.com
        description: apiRoot as defined in subclause subclause 4.4 of 3GPP TS 29.501
paths:
  '/ue-contexts/{ueContextId}':
    get:
      summary: Namf_MT Provide Domain Selection Info service Operation
      tags:
        - ueContext (Document)
      operationId: Provide Domain Selection Info
      parameters:
        - name: ueContextId
          in: path
          description: UE Context Identifier
          required: true
          schema:
            type: string
            pattern: '^(imsi-[0-9]{5,15}|nai-.+|.+)$$'
        - name: info-class
          in: query
          description: UE Context Information Class
          schema:
            $ref: '#/components/schemas/UeContextInfoClass'
        - name: supported-features
          in: query
          description: Supported Features
          schema:

```

```

    $ref: 'TS29571_CommonData.yaml#/components/schemas/SupportedFeatures'
  responses:
    '200':
      description: Requested UE Context Information returned
      content:
        application/json:
          schema:
            $ref: '#/components/schemas/UEContextInfo'
    '307':
      description: Temporary Redirect
      content:
        application/problem+json:
          schema:
            $ref: 'TS29571_CommonData.yaml#/components/schemas/ProblemDetails'
    '400':
      $ref: 'TS29571_CommonData.yaml#/components/responses/400'
    '403':
      $ref: 'TS29571_CommonData.yaml#/components/responses/403'
    '404':
      $ref: 'TS29571_CommonData.yaml#/components/responses/404'
    '414':
      $ref: 'TS29571_CommonData.yaml#/components/responses/414'
    '429':
      $ref: 'TS29571_CommonData.yaml#/components/responses/429'
    '500':
      $ref: 'TS29571_CommonData.yaml#/components/responses/500'
    '503':
      $ref: 'TS29571_CommonData.yaml#/components/responses/503'
  default:
    description: Unexpected error
/ue-contexts/{ueContextId}/ue-reachind:
  put:
    summary: Namf_MT EnableUEReachability service Operation
    tags:
      - ueReachInd (Document)
    operationId: EnableUeReachability
    parameters:
      - name: ueContextId
        in: path
        description: UE Context Identifier
        required: true
        schema:
          type: string
    requestBody:
      content:
        application/json:
          schema:
            $ref: '#/components/schemas/EnableUeReachabilityReqData'
      required: true
    responses:
      '200':
        description: UE has become reachable as desired
        content:
          application/json:
            schema:
              $ref: '#/components/schemas/EnableUeReachabilityRspData'
      '307':
        description: Temporary Redirect
        content:
          application/problem+json:
            schema:
              $ref: 'TS29571_CommonData.yaml#/components/schemas/ProblemDetails'
      '400':
        $ref: 'TS29571_CommonData.yaml#/components/responses/400'
      '403':
        $ref: 'TS29571_CommonData.yaml#/components/responses/403'
      '404':
        $ref: 'TS29571_CommonData.yaml#/components/responses/404'
      '411':
        $ref: 'TS29571_CommonData.yaml#/components/responses/411'
      '413':
        $ref: 'TS29571_CommonData.yaml#/components/responses/413'
      '415':
        $ref: 'TS29571_CommonData.yaml#/components/responses/415'
      '429':
        $ref: 'TS29571_CommonData.yaml#/components/responses/429'
      '500':
        $ref: 'TS29571_CommonData.yaml#/components/responses/500'

```

```

    '503':
      $ref: 'TS29571_CommonData.yaml#/components/responses/503'
    '504':
      $ref: 'TS29571_CommonData.yaml#/components/responses/504'
  default:
    description: Unexpected error
components:
  securitySchemes:
    oAuth2ClientCredentials:
      type: oauth2
      flows:
        clientCredentials:
          tokenUrl: '{nrfApiRoot}/oauth2/token'
          scopes:
            namf-mt: Access to the Namf_MT API
schemas:
  EnableUeReachabilityReqData:
    type: object
    properties:
      reachability:
        $ref: 'TS29518_Namf_EventExposure.yaml#/components/schemas/UeReachability'
      supportedFeatures:
        $ref: 'TS29571_CommonData.yaml#/components/schemas/SupportedFeatures'
    required:
      - reachability
  EnableUeReachabilityRspData:
    type: object
    properties:
      reachability:
        $ref: 'TS29518_Namf_EventExposure.yaml#/components/schemas/UeReachability'
      supportedFeatures:
        $ref: 'TS29571_CommonData.yaml#/components/schemas/SupportedFeatures'
    required:
      - reachability
  UeContextInfo:
    type: object
    properties:
      supportVoPS:
        type: boolean
      supportVoPSn3gpp:
        type: boolean
      lastActTime:
        $ref: 'TS29571_CommonData.yaml#/components/schemas/DateTime'
      accessType:
        $ref: 'TS29571_CommonData.yaml#/components/schemas/AccessType'
      ratType:
        $ref: 'TS29571_CommonData.yaml#/components/schemas/RatType'
      supportedFeatures:
        $ref: 'TS29571_CommonData.yaml#/components/schemas/SupportedFeatures'
  UeContextInfoClass:
    anyOf:
      - type: string
      enum:
        - TADS
      - type: string

```

## A.5 Namf\_Location

```

openapi: 3.0.0
info:
  version: 1.0.1
  title: Namf_Location
  description: AMF Location Service
security:
  - {}
  - oAuth2ClientCredentials:
      - namf-loc
externalDocs:
  description: 3GPP TS 29.518 V15.3.0; 5G System; Access and Mobility Management Services
  url: 'http://www.3gpp.org/ftp/Specs/archive/29_series/29.518/'
servers:
  - url: '{apiRoot}/namf-loc/v1'
    variables:
      apiRoot:
        default: https://example.com
        description: apiRoot as defined in subclause subclause 4.4 of 3GPP TS 29.501
paths:

```

```

/{ueContextId}/provide-pos-info:
  post:
    summary: Namf_Location ProvidePositioningInfo service Operation
    tags:
      - Individual UE context (Document)
    operationId: ProvidePositioningInfo
    parameters:
      - name: ueContextId
        in: path
        description: UE Context Identifier
        required: true
        schema:
          type: string
          pattern: '^(imsi-[0-9]{5,15}|nai-.+|imei-[0-9]{15}|imeisv-[0-9]{16}|.+)$'
    requestBody:
      content:
        application/json:
          schema:
            $ref: '#/components/schemas/RequestPosInfo'
      required: true
    responses:
      '200':
        description: Expected response to a valid request
        content:
          application/json:
            schema:
              $ref: '#/components/schemas/ProvidePosInfo'
      '400':
        $ref: 'TS29571_CommonData.yaml#/components/responses/400'
      '403':
        $ref: 'TS29571_CommonData.yaml#/components/responses/403'
      '411':
        $ref: 'TS29571_CommonData.yaml#/components/responses/411'
      '413':
        $ref: 'TS29571_CommonData.yaml#/components/responses/413'
      '415':
        $ref: 'TS29571_CommonData.yaml#/components/responses/415'
      '429':
        $ref: 'TS29571_CommonData.yaml#/components/responses/429'
      '500':
        $ref: 'TS29571_CommonData.yaml#/components/responses/500'
      '503':
        $ref: 'TS29571_CommonData.yaml#/components/responses/503'
      '504':
        $ref: 'TS29571_CommonData.yaml#/components/responses/504'
      default:
        description: Unexpected error
    callbacks:
      onUELocationNotification:
        '{$request.body#/locationNotificationUri}':
          post:
            requestBody:
              description: UE Location Event Notification
              content:
                application/json:
                  schema:
                    $ref: '#/components/schemas/NotifiedPosInfo'
            responses:
              '204':
                description: Expected response to a successful callback processing
              '400':
                $ref: 'TS29571_CommonData.yaml#/components/responses/400'
              '403':
                $ref: 'TS29571_CommonData.yaml#/components/responses/403'
              '411':
                $ref: 'TS29571_CommonData.yaml#/components/responses/411'
              '413':
                $ref: 'TS29571_CommonData.yaml#/components/responses/413'
              '415':
                $ref: 'TS29571_CommonData.yaml#/components/responses/415'
              '429':
                $ref: 'TS29571_CommonData.yaml#/components/responses/429'
              '500':
                $ref: 'TS29571_CommonData.yaml#/components/responses/500'
              '503':
                $ref: 'TS29571_CommonData.yaml#/components/responses/503'
/{ueContextId}/provide-loc-info:
  post:

```



```

summary: Namf_Location ProvideLocationInfo service Operation
tags:
  - Individual UE context (Document)
operationId: ProvideLocationInfo
parameters:
  - name: ueContextId
    in: path
    description: UE Context Identifier
    required: true
    schema:
      type: string
      pattern: '^(imsi-[0-9]{5,15}|nai-.[+]|imei-[0-9]{15}|imeisv-[0-9]{16}|.+)$'
requestBody:
  content:
    application/json:
      schema:
        $ref: '#/components/schemas/RequestLocInfo'
    required: true
responses:
  '200':
    description: Expected response to a valid request
    content:
      application/json:
        schema:
          $ref: '#/components/schemas/ProvideLocInfo'
  '400':
    $ref: 'TS29571_CommonData.yaml#/components/responses/400'
  '403':
    $ref: 'TS29571_CommonData.yaml#/components/responses/403'
  '404':
    $ref: 'TS29571_CommonData.yaml#/components/responses/404'
  '411':
    $ref: 'TS29571_CommonData.yaml#/components/responses/411'
  '413':
    $ref: 'TS29571_CommonData.yaml#/components/responses/413'
  '415':
    $ref: 'TS29571_CommonData.yaml#/components/responses/415'
  '429':
    $ref: 'TS29571_CommonData.yaml#/components/responses/429'
  '500':
    $ref: 'TS29571_CommonData.yaml#/components/responses/500'
  '503':
    $ref: 'TS29571_CommonData.yaml#/components/responses/503'
  default:
    description: Unexpected error
components:
  securitySchemes:
    oAuth2ClientCredentials:
      type: oauth2
      flows:
        clientCredentials:
          tokenUrl: '{nrfApiRoot}/oauth2/token'
          scopes:
            namf-loc: Access to the Namf_Location API
  schemas:
    RequestPosInfo:
      type: object
      properties:
        lcsClientType:
          $ref: 'TS29572_Nlmf_Location.yaml#/components/schemas/ExternalClientType'
        lcsLocation:
          $ref: '#/components/schemas/LocationType'
        supi:
          $ref: 'TS29571_CommonData.yaml#/components/schemas/Supi'
        gpsi:
          $ref: 'TS29571_CommonData.yaml#/components/schemas/Gpsi'
        priority:
          $ref: 'TS29572_Nlmf_Location.yaml#/components/schemas/LcsPriority'
        lcsQoS:
          $ref: 'TS29572_Nlmf_Location.yaml#/components/schemas/LocationQoS'
        velocityRequested:
          $ref: 'TS29572_Nlmf_Location.yaml#/components/schemas/VelocityRequested'
        lcsSupportedGADShapes:
          $ref: 'TS29572_Nlmf_Location.yaml#/components/schemas/SupportedGADShapes'
        locationNotificationUri:
          $ref: 'TS29571_CommonData.yaml#/components/schemas/Uri'
        supportedFeatures:
          $ref: 'TS29571_CommonData.yaml#/components/schemas/SupportedFeatures'

```

```

required:
  - lcsClientType
  - lcsLocation
ProvidePosInfo:
  type: object
  properties:
    locationEstimate:
      $ref: 'TS29572_Nlmf_Location.yaml#/components/schemas/GeographicArea'
    accuracyFulfilmentIndicator:
      $ref: 'TS29572_Nlmf_Location.yaml#/components/schemas/AccuracyFulfilmentIndicator'
    ageOfLocationEstimate:
      $ref: 'TS29572_Nlmf_Location.yaml#/components/schemas/AgeOfLocationEstimate'
    velocityEstimate:
      $ref: 'TS29572_Nlmf_Location.yaml#/components/schemas/VelocityEstimate'
    positioningDataList:
      type: array
      items:
        $ref: 'TS29572_Nlmf_Location.yaml#/components/schemas/PositioningMethodAndUsage'
      minItems: 0
      maxItems: 9
    gnssPositioningDataList:
      type: array
      items:
        $ref: 'TS29572_Nlmf_Location.yaml#/components/schemas/GnssPositioningMethodAndUsage'
      minItems: 0
      maxItems: 9
    ecgi:
      $ref: 'TS29571_CommonData.yaml#/components/schemas/Ecgi'
    ncgi:
      $ref: 'TS29571_CommonData.yaml#/components/schemas/Ncgi'
    targetServingNode:
      $ref: 'TS29571_CommonData.yaml#/components/schemas/NfInstanceId'
    civicAddress:
      $ref: 'TS29572_Nlmf_Location.yaml#/components/schemas/CivicAddress'
    barometricPressure:
      $ref: 'TS29572_Nlmf_Location.yaml#/components/schemas/BarometricPressure'
    altitude:
      $ref: 'TS29572_Nlmf_Location.yaml#/components/schemas/Altitude'
    supportedFeatures:
      $ref: 'TS29571_CommonData.yaml#/components/schemas/SupportedFeatures'
NotifiedPosInfo:
  type: object
  properties:
    locationEvent:
      $ref: '#/components/schemas/LocationEvent'
    supi:
      $ref: 'TS29571_CommonData.yaml#/components/schemas/Supi'
    gpsi:
      $ref: 'TS29571_CommonData.yaml#/components/schemas/Gpsi'
    pei:
      $ref: 'TS29571_CommonData.yaml#/components/schemas/Pei'
    locationEstimate:
      $ref: 'TS29572_Nlmf_Location.yaml#/components/schemas/GeographicArea'
    ageOfLocationEstimate:
      $ref: 'TS29572_Nlmf_Location.yaml#/components/schemas/AgeOfLocationEstimate'
    velocityEstimate:
      $ref: 'TS29572_Nlmf_Location.yaml#/components/schemas/VelocityEstimate'
    positioningDataList:
      type: array
      items:
        $ref: 'TS29572_Nlmf_Location.yaml#/components/schemas/PositioningMethodAndUsage'
      minItems: 0
      maxItems: 9
    gnssPositioningDataList:
      type: array
      items:
        $ref: 'TS29572_Nlmf_Location.yaml#/components/schemas/GnssPositioningMethodAndUsage'
      minItems: 0
      maxItems: 9
    ecgi:
      $ref: 'TS29571_CommonData.yaml#/components/schemas/Ecgi'
    ncgi:
      $ref: 'TS29571_CommonData.yaml#/components/schemas/Ncgi'
    servingNode:
      $ref: 'TS29571_CommonData.yaml#/components/schemas/NfInstanceId'
    civicAddress:
      $ref: 'TS29572_Nlmf_Location.yaml#/components/schemas/CivicAddress'
    barometricPressure:

```

```
    $ref: 'TS29572_Nlmf_Location.yaml#/components/schemas/BarometricPressure'
  altitude:
    $ref: 'TS29572_Nlmf_Location.yaml#/components/schemas/Altitude'
  required:
  - locationEvent
RequestLocInfo:
  type: object
  properties:
    req5gsLoc:
      type: boolean
      default: false
    reqCurrentLoc:
      type: boolean
      default: false
    reqRatType:
      type: boolean
      default: false
    reqTimeZone:
      type: boolean
      default: false
    supportedFeatures:
      $ref: 'TS29571_CommonData.yaml#/components/schemas/SupportedFeatures'
ProvideLocInfo:
  type: object
  properties:
    currentLoc:
      type: boolean
    location:
      $ref: 'TS29571_CommonData.yaml#/components/schemas/UserLocation'
    geoInfo:
      $ref: 'TS29572_Nlmf_Location.yaml#/components/schemas/GeographicArea'
    locatoinAge:
      $ref: 'TS29572_Nlmf_Location.yaml#/components/schemas/AgeOfLocationEstimate'
    ratType:
      $ref: 'TS29571_CommonData.yaml#/components/schemas/RatType'
    timezone:
      $ref: 'TS29571_CommonData.yaml#/components/schemas/TimeZone'
    supportedFeatures:
      $ref: 'TS29571_CommonData.yaml#/components/schemas/SupportedFeatures'
LocationType:
  anyOf:
  - type: string
  enum:
  - CURRENT_LOCATION
  - CURRENT_OR_LAST_KNOWN_LOCATION
  - INITIAL_LOCATION
  - type: string
LocationEvent:
  anyOf:
  - type: string
  enum:
  - EMERGENCY_CALL_ORIGINATION
  - EMERGENCY_CALL_RELEASE
  - EMERGENCY_CALL_HANDOVER
  - type: string
```

## Annex B (informative): Change history

Change history							
Date	Meeting	TDoc	CR	Rev	Cat	Subject/Comment	New version
2017-10	CT4#80	C4-175297				TS Skeleton	0.1.0
2017-10	CT4#80	C4-175397				Implementation of pCRs agreed at CT4#80.	0.2.0
2017-12	CT4#81	C4-176441				Implementation of pCRs agreed at CT4#81, including C4-176285, C4-176290, C4-176291, C4-176292, C4-176293, C4-176375, C4-176376, C4-176378, C4-176379, C4-176380 and C4-176404.	0.3.0
2018-01	CT4#82	C4-181393				Implementation of pCRs agreed at CT4#82, including C4-181090, C4-181091, C4-181258, C4-181259, C4-181260, C4-181269, C4-181270, C4-181311, C4-181312, C4-181313, C4-181314, C4-181352, C4-181353 and C4-181354	0.4.0
2018-03	CT4#83	C4-182437				Implementation of pCRs agreed at CT4#83, including C4-182287, C4-182288, C4-182290, C4-182292, C4-182293, C4-182350, C4-182353, C4-182355, C4-182358, C4-182367, C4-182385, C4-182403, C4-182414, C4-182415	0.5.0
2018-03	CT#79	CP-180033				Presented for information	1.0.0
2018-04	CT4#84	C4-183518				Implementation of pCRs agreed at CT4#84, including C4-183048, C4-183054, C4-183055, C4-183064, C4-183073, C4-183074, C4-183161, C4-183166, C4-183171, C4-183345, C4-183347, C4-183351, C4-183354, C4-183356, C4-183357, C4-183359, C4-183360, C4-183361, C4-183362, C4-183406, C4-183407, C4-183408, C4-183409, C4-183410, C4-183411, C4-183412, C4-183413, C4-183414, C4-183415, C4-183417, C4-183434, C4-183435, C4-183436, C4-183437, C4-183439, C4-183445, C4-183460, C4-183461, C4-183462, C4-183463, C4-183464, C4-183493, C4-183494, C4-183495, C4-183502	1.1.0
2018-05	CT4#85	C4-184629				Implementation of pCRs agreed at CT4#85, including: C4-184390, C4-184391, C4-184562, C4-184393, C4-184561, C4-184395, C4-194052, C4-184396, C4-184399, C4-184404, C4-184405, C4-184407, C4-184102, C4-184408, C4-184104, C4-184410, C4-184412, C4-184413, C4-184569, C4-184563, C4-184124, C4-184418, C4-184565, C4-184127, C4-184566, C4-184129, C4-184421, C4-184131, C4-184426, C4-184427, C4-184428, C4-184429, C4-184430, C4-184431, C4-184432, C4-184433, C4-184434, C4-184435, C4-184436, C4-184437, C4-184151, C4-184481, C4-184154, C4-184515, C4-184516, C4-184568, C4-184485, C4-184486, C4-184487, C4-184488	1.2.0
2018-06	CT#80	CP-181107				Presented for approval	2.0.0
2018-06	CT#80					Approved in CT#80	15.0.0
2018-09	CT#81	CP-182062	0001	2	F	RAT Selector for PWS	15.1.0
2018-09	CT#81	CP-182062	0002	3	F	AM Policy Triggers in MM Context	15.1.0
2018-09	CT#81	CP-182062	0003	1	F	Update UE context and MM context as per latest stage 2 agreements	15.1.0
2018-09	CT#81	CP-182062	0004	1	F	Corrections to EBI Assignment	15.1.0
2018-09	CT#81	CP-182062	0005	1	F	Clarify Max number of reports and Max duration of reporting in alignment with stage 2	15.1.0
2018-09	CT#81	CP-182062	0006		F	N1/N2 Message Transfer Temporary Reject	15.1.0
2018-09	CT#81	CP-182062	0008		F	Remove AN Type from N1/N2 Message Transfer Request	15.1.0
2018-09	CT#81	CP-182165	0009	2	F	Update SeafData as per agreements in SA3	15.1.0
2018-09	CT#81	CP-182062	0010	1	F	Include TimeStamp in AMF Event Notification	15.1.0
2018-09	CT#81	CP-182062	0011		F	Provide Domain Selection Info	15.1.0
2018-09	CT#81	CP-182062	0012	1	F	RAN UE NGAP ID in RegistrationContextContainer	15.1.0
2018-09	CT#81	CP-182062	0013	1	F	NG-RAN TargetID in RegistrationContextContainer	15.1.0
2018-09	CT#81	CP-182062	0014	3	F	BackUp AMF Info	15.1.0
2018-09	CT#81	CP-182062	0015		F	Description of N1N2TransferFailureNotification Operation	15.1.0
2018-09	CT#81	CP-182062	0016	1	F	Add Quotes for Runtime Expression	15.1.0
2018-09	CT#81	CP-182062	0017		F	Callback URI for N2InfoNotify during N2 based handover	15.1.0
2018-09	CT#81	CP-182062	0018	1	F	Resolve Editor's Note on regular expression pattern	15.1.0
2018-09	CT#81	CP-182095	0019	4	F	Location Service ProvideLocationInfo	15.1.0
2018-09	CT#81	CP-182062	0020	2	F	Location Service ProvidePositioningInfo	15.1.0
2018-09	CT#81	CP-182062	0021	2	F	N1N2MessageTransfer Rejection due to SAR	15.1.0
2018-09	CT#81	CP-182062	0022	3	F	N2 Content Type Definition	15.1.0
2018-09	CT#81	CP-182062	0023		F	Selected TAI in NgRanTargetId	15.1.0
2018-09	CT#81	CP-182062	0024	2	F	Skip Indicator	15.1.0
2018-09	CT#81	CP-182062	0025	1	F	UEContextTransfer Integrity Check Failure	15.1.0
2018-09	CT#81	CP-182068	0026	1	B	Add support for 5G Trace	15.1.0
2018-09	CT#81	CP-182094	0027	3	F	NgApCause Definition	15.1.0
2018-09	CT#81	CP-182062	0028	1	F	N1N2 Transfer Failure Notification	15.1.0
2018-09	CT#81	CP-182062	0029		F	N2 Container Data Type During Handover	15.1.0
2018-09	CT#81	CP-182175	0031	1	F	Correction to RegistrationCompleteNotify	15.1.0
2018-09	CT#81	CP-182062	0032	3	F	N1N2MessageTransfer and Notify for PCF	15.1.0
2018-09	CT#81	CP-182166	0033	3	F	Regular expression pattern for UeContextId parameter in OpenAPI	15.1.0

2018-09	CT#81	CP-182062	0036	2	F	Presence Reporting Area	15.1.0
2018-09	CT#81	CP-182062	0037	1	F	Notification Correlation Id for subscription correlation Id change	15.1.0
2018-09	CT#81	CP-182062	0038	1	F	Default Subscription for Notification to LMF	15.1.0
2018-09	CT#81	CP-182062	0039	1	F	LCS Correlation Identifier in N2Notify	15.1.0
2018-09	CT#81	CP-182062	0040	1	F	Mobility Restriction	15.1.0
2018-09	CT#81	CP-182062	0041		F	Not Allowed Slice	15.1.0
2018-09	CT#81	CP-182062	0042	1	F	UE-AMBR	15.1.0
2018-09	CT#81	CP-182062	0044	1	F	Array Attributes	15.1.0
2018-09	CT#81	CP-182062	0045	2	F	Default Response Codes	15.1.0
2018-09	CT#81	CP-182062	0046		F	AMF service operations	15.1.0
2018-09	CT#81	CP-182048	0047	2	F	Passing NSSF information in N1MessageNotification	15.1.0
2018-09	CT#81	CP-182062	0049	3	F	Clarification on location information in immediate report	15.1.0
2018-09	CT#81	CP-182062	0050	1	F	Resource Figures	15.1.0
2018-09	CT#81	CP-182062	0051		F	Correct reference for Event Report Information	15.1.0
2018-09	CT#81	CP-182062	0052		F	Consistent use of "Correlation Id"	15.1.0
2018-09	CT#81	CP-182062	0053	1	F	API version number update	15.1.0
2018-09	CT#81	CP-182062	0054	1	F	Custom Operation Name Correction for EBI Assignment	15.1.0
2018-09	CT#81	CP-192096	0055		F	Correction of CorrelationId Reference in OpenAPI	15.1.0
2018-12	CT#82	CP-183020	56	1	F	Editorial Corrections	15.2.0
2018-12	CT#82	CP-183020	57		F	Usage for EnableUEReachability Service Operation	15.2.0
2018-12	CT#82	CP-183020	58	1	F	Update to SeafData	15.2.0
2018-12	CT#82	CP-183232	60	4	F	Transfer UE Radio Capability between AMFs	15.2.0
2018-12	CT#82	CP-183020	61	2	F	Notification of the change of the PCF	15.2.0
2018-12	CT#82	CP-183020	62	1	F	Information in N1MessageNotify	15.2.0
2018-12	CT#82	CP-183020	63		F	Event Exposure	15.2.0
2018-12	CT#82	CP-183020	64		F	Correct the references	15.2.0
2018-12	CT#82	CP-183020	65	5	F	Subscription lifetime	15.2.0
2018-12	CT#82	CP-183020	67		F	Corrections to TADS Query API	15.2.0
2018-12	CT#82	CP-183020	69	5	F	Transfer of Group Id Suscriptions	15.2.0
2018-12	CT#82	CP-183020	70	1	F	Attributes corrections for RegistrationContextContainer and MmContext	15.2.0
2018-12	CT#82	CP-183020	71	1	F	Correction on tables	15.2.0
2018-12	CT#82	CP-183020	72		F	Mandatory Status Code Correction	15.2.0
2018-12	CT#82	CP-183020	74	1	F	N2InfoNotify correction for Handover Confirm	15.2.0
2018-12	CT#82	CP-183020	75	1	F	Naming convention of provideLocInfo and providePosInfo	15.2.0
2018-12	CT#82	CP-183020	76	2	F	OpenAPI specification alignments	15.2.0
2018-12	CT#82	CP-183020	77	1	F	Remove Duplicated Common Application Errors	15.2.0
2018-12	CT#82	CP-183020	78		F	Required routingId	15.2.0
2018-12	CT#82	CP-183020	79	1	F	Resource URIs Alignment	15.2.0
2018-12	CT#82	CP-183020	80		F	Seaf data type correction	15.2.0
2018-12	CT#82	CP-183020	81		F	UeContextId Pattern Complement	15.2.0
2018-12	CT#82	CP-183020	82		F	Use RefToBinaryData from common data types	15.2.0
2018-12	CT#82	CP-183020	83	3	F	Range Definition in OpenAPI	15.2.0
2018-12	CT#82	CP-183020	84		F	sessionId in N1N2MessageTransferReqData	15.2.0
2018-12	CT#82	CP-183020	85	1	F	New rejection cause for UE in CM-IDLE state	15.2.0
2018-12	CT#82	CP-183151	86	8	F	Notifying Subscription ID Change	15.2.0
2018-12	CT#82	CP-183020	87	1	F	SMF Reallocation requested Indication	15.2.0
2018-12	CT#82	CP-183020	88	1	F	Paging Policy Indicator	15.2.0
2018-12	CT#82	CP-183020	89	1	F	EPS bearer identity	15.2.0
2018-12	CT#82	CP-183020	90	1	F	29518 CR cardinality	15.2.0
2018-12	CT#82	CP-183020	92	1	F	Editorial Correction to PduSessionContext	15.2.0
2018-12	CT#82	CP-183020	93	1	F	Global RAN Node ID in RegistrationContextContainer	15.2.0
2018-12	CT#82	CP-183154	97	2	F	Update of Subscription Lifetime	15.2.0
2018-12	CT#82	CP-183020	98	1	F	EBI Allocation Rejection Cause	15.2.0
2018-12	CT#82	CP-183020	100	2	F	UE Context Transfer during initial registration via another access type	15.2.0
2018-12	CT#82	CP-183020	101	1	F	RAN Status Transfer Transparent Container in N2 based handover	15.2.0
2018-12	CT#82	CP-183020	103	1	F	NgapleType for X2 and N2 based handover	15.2.0
2018-12	CT#82	CP-183020	104		F	Update of N1N2 Message Operations	15.2.0
2018-12	CT#82	CP-183020	105	1	F	Clarify the handling of EBI assignment	15.2.0
2018-12	CT#82	CP-183020	106		F	Align Usage of Tags	15.2.0
2018-12	CT#82	CP-183020	107	1	F	Altitude in Provide Positioning Information	15.2.0
2018-12	CT#82	CP-183020	108		F	AmfStatusChangeSubscribe Modify in Resource Table	15.2.0
2018-12	CT#82	CP-183020	109	1	F	API Root	15.2.0
2018-12	CT#82	CP-183020	110	1	F	Case Convention	15.2.0
2018-12	CT#82	CP-183020	111	1	F	Clarification of ProvideLocInfo when CM-CONNECTED	15.2.0
2018-12	CT#82	CP-183020	118	1	F	N1 N2 Message for Positioning	15.2.0
2018-12	CT#82	CP-183020	119	3	F	N3GPP DDN handling when UE CM-IDLE on N3GPP	15.2.0
2018-12	CT#82	CP-183020	121	1	F	Alignment on TADS Query	15.2.0
2018-12	CT#82	CP-183020	122	1	F	Configuration Transfer procedure over N14	15.2.0
2018-12	CT#82	CP-183020	123		F	N1N2MessageTransfer Request message	15.2.0

2018-12	CT#82	CP-183020	124	2	F	UDM group Id	15.2.0
2018-12	CT#82	CP-183020	125		F	Warning Request Transfer Procedure	15.2.0
2018-12	CT#82	CP-183020	126	1	F	Location Header	15.2.0
2018-12	CT#82	CP-183020	127		F	Remove duplicate references	15.2.0
2018-12	CT#82	CP-183020	128	1	F	429 Response Codes	15.2.0
2018-12	CT#82	CP-183020	129		F	API Version	15.2.0
2018-12	CT#82	CP-183020	130	1	F	Oauth2 correction	15.2.0
2018-12	CT#82	CP-183191	131		F	Editorial Correction to AMF Event Type Enumeration	15.2.0
2018-12	CT#82	CP-183229	132		F	Correction to OpenAPI definition of UeContextTransferRspData	15.2.0
2019-03	CT#83	CP-190025	133	1	F	OpenAPI correction for HTTP method of EnableUEReachability	15.3.0
2019-03	CT#83	CP-190025	134		F	PDU sessions not accepted by target AMF in N2 based handover	15.3.0
2019-03	CT#83	CP-190025	135	1	F	Sending Secondary RAT usage over N14 during N2 handover with AMF change	15.3.0
2019-03	CT#83	CP-190025	136		F	SM Context URI in UE context	15.3.0
2019-03	CT#83	CP-190025	137	2	F	UE policy delivery and control	15.3.0
2019-03	CT#83	CP-190025	138		F	Correct Event Exposure Service Description	15.3.0
2019-03	CT#83	CP-190025	139	2	F	Simplify N1N2MessageTransfer when UE is in CM-IDLE	15.3.0
2019-03	CT#83	CP-190025	140	2	F	Update EBIAssignment Service Operation to Align with Stage 2	15.3.0
2019-03	CT#83	CP-190025	141	1	F	Corrections to the HTTP methods and URI	15.3.0
2019-03	CT#83	CP-190025	143	1	F	Correction to Reponse Code for Positioning Failed	15.3.0
2019-03	CT#83	CP-190025	144	1	F	Essential Clairfication on Event Subscription Creation	15.3.0
2019-03	CT#83	CP-190025	145	1	F	OpenAPI Syntax Correction	15.3.0
2019-03	CT#83	CP-190025	146	1	F	Reference Id	15.3.0
2019-03	CT#83	CP-190025	148	1	F	SMF Service Instance during AMF change	15.3.0
2019-03	CT#83	CP-190025	149	1	F	GMLC URI for Namf_Location EventNotify	15.3.0
2019-03	CT#83	CP-190025	150	1	F	Correction of keyAmfChangeInd	15.3.0
2019-03	CT#83	CP-190025	151	1	F	N2SmInformation in UeContextCreateData & UeContextCreatedData	15.3.0
2019-03	CT#83	CP-190025	153		F	API version update	15.3.0

---

# History

<b>Document history</b>		
V15.0.0	September 2018	Publication
V15.1.0	October 2018	Publication
V15.2.0	April 2019	Publication
V15.3.0	April 2019	Publication