

# ETSI TS 129 518 V17.6.0 (2022-07)



**5G ;  
5G System;  
Access and Mobility Management Services;  
Stage 3  
(3GPP TS 29.518 version 17.6.0 Release 17)**



---

**Reference**

RTS/TSGC-0429518vh60

---

**Keywords**

5G

**ETSI**

---

650 Route des Lucioles  
F-06921 Sophia Antipolis Cedex - FRANCE

Tel.: +33 4 92 94 42 00 Fax: +33 4 93 65 47 16

Siret N° 348 623 562 00017 - APE 7112B  
Association à but non lucratif enregistrée à la  
Sous-Préfecture de Grasse (06) N° w061004871

---

**Important notice**

The present document can be downloaded from:

<http://www.etsi.org/standards-search>

The present document may be made available in electronic versions and/or in print. The content of any electronic and/or print versions of the present document shall not be modified without the prior written authorization of ETSI. In case of any existing or perceived difference in contents between such versions and/or in print, the prevailing version of an ETSI deliverable is the one made publicly available in PDF format at [www.etsi.org/deliver](http://www.etsi.org/deliver).

Users of the present document should be aware that the document may be subject to revision or change of status.

Information on the current status of this and other ETSI documents is available at

<https://portal.etsi.org/TB/ETSIDeliverableStatus.aspx>

If you find errors in the present document, please send your comment to one of the following services:

<https://portal.etsi.org/People/CommitteeSupportStaff.aspx>

If you find a security vulnerability in the present document, please report it through our

Coordinated Vulnerability Disclosure Program:

<https://www.etsi.org/standards/coordinated-vulnerability-disclosure>

---

**Notice of disclaimer & limitation of liability**

The information provided in the present deliverable is directed solely to professionals who have the appropriate degree of experience to understand and interpret its content in accordance with generally accepted engineering or other professional standard and applicable regulations.

No recommendation as to products and services or vendors is made or should be implied.

No representation or warranty is made that this deliverable is technically accurate or sufficient or conforms to any law and/or governmental rule and/or regulation and further, no representation or warranty is made of merchantability or fitness for any particular purpose or against infringement of intellectual property rights.

In no event shall ETSI be held liable for loss of profits or any other incidental or consequential damages.

Any software contained in this deliverable is provided "AS IS" with no warranties, express or implied, including but not limited to, the warranties of merchantability, fitness for a particular purpose and non-infringement of intellectual property rights and ETSI shall not be held liable in any event for any damages whatsoever (including, without limitation, damages for loss of profits, business interruption, loss of information, or any other pecuniary loss) arising out of or related to the use of or inability to use the software.

---

**Copyright Notification**

No part may be reproduced or utilized in any form or by any means, electronic or mechanical, including photocopying and microfilm except as authorized by written permission of ETSI.

The content of the PDF version shall not be modified without the written authorization of ETSI.

The copyright and the foregoing restriction extend to reproduction in all media.

© ETSI 2022.  
All rights reserved.

---

# Intellectual Property Rights

## Essential patents

IPRs essential or potentially essential to normative deliverables may have been declared to ETSI. The declarations pertaining to these essential IPRs, if any, are publicly available for **ETSI members and non-members**, and can be found in ETSI SR 000 314: "*Intellectual Property Rights (IPRs); Essential, or potentially Essential, IPRs notified to ETSI in respect of ETSI standards*", which is available from the ETSI Secretariat. Latest updates are available on the ETSI Web server (<https://ipr.etsi.org/>).

Pursuant to the ETSI Directives including the ETSI IPR Policy, no investigation regarding the essentiality of IPRs, including IPR searches, has been carried out by ETSI. No guarantee can be given as to the existence of other IPRs not referenced in ETSI SR 000 314 (or the updates on the ETSI Web server) which are, or may be, or may become, essential to the present document.

## Trademarks

The present document may include trademarks and/or tradenames which are asserted and/or registered by their owners. ETSI claims no ownership of these except for any which are indicated as being the property of ETSI, and conveys no right to use or reproduce any trademark and/or tradename. Mention of those trademarks in the present document does not constitute an endorsement by ETSI of products, services or organizations associated with those trademarks.

**DECT™**, **PLUGTESTS™**, **UMTS™** and the ETSI logo are trademarks of ETSI registered for the benefit of its Members. **3GPP™** and **LTE™** are trademarks of ETSI registered for the benefit of its Members and of the 3GPP Organizational Partners. **oneM2M™** logo is a trademark of ETSI registered for the benefit of its Members and of the oneM2M Partners. **GSM®** and the GSM logo are trademarks registered and owned by the GSM Association.

---

# Legal Notice

This Technical Specification (TS) has been produced by ETSI 3rd Generation Partnership Project (3GPP).

The present document may refer to technical specifications or reports using their 3GPP identities. These shall be interpreted as being references to the corresponding ETSI deliverables.

The cross reference between 3GPP and ETSI identities can be found under <http://webapp.etsi.org/key/queryform.asp>.

---

# Modal verbs terminology

In the present document "**shall**", "**shall not**", "**should**", "**should not**", "**may**", "**need not**", "**will**", "**will not**", "**can**" and "**cannot**" are to be interpreted as described in clause 3.2 of the [ETSI Drafting Rules](#) (Verbal forms for the expression of provisions).

"**must**" and "**must not**" are **NOT** allowed in ETSI deliverables except when used in direct citation.

# Contents

Intellectual Property Rights .....	2
Legal Notice .....	2
Modal verbs terminology.....	2
Foreword.....	15
1 Scope .....	17
2 References .....	17
3 Definitions and abbreviations.....	19
3.1 Definitions .....	19
3.2 Abbreviations .....	19
4 Overview .....	20
4.1 Introduction .....	20
5 Services offered by the AMF .....	21
5.1 Introduction .....	21
5.2 Namf_Communication Service .....	22
5.2.1 Service Description.....	22
5.2.2 Service Operations.....	22
5.2.2.1 Introduction.....	22
5.2.2.2 UE Context Operations .....	23
5.2.2.2.1 UEContextTransfer.....	23
5.2.2.2.1.1 General.....	23
5.2.2.2.1.2 Retrieve UE Context after successful UE authentication.....	25
5.2.2.2.2 RegistrationStatusUpdate .....	25
5.2.2.2.2.1 General.....	25
5.2.2.2.3 CreateUEContext.....	27
5.2.2.2.3.1 General.....	27
5.2.2.2.4 ReleaseUEContext.....	29
5.2.2.2.4.1 General.....	29
5.2.2.2.5 RelocateUEContext .....	29
5.2.2.2.5.1 General.....	29
5.2.2.2.6 CancelRelocateUEContext .....	30
5.2.2.2.6.1 General.....	30
5.2.2.3 UE Specific N1N2 Message Operations .....	31
5.2.2.3.1 N1N2MessageTransfer.....	31
5.2.2.3.1.1 General.....	31
5.2.2.3.1.2 Detailed behaviour of the AMF .....	33
5.2.2.3.2 N1N2Transfer Failure Notification .....	36
5.2.2.3.3 N1N2MessageSubscribe.....	37
5.2.2.3.3.1 General.....	37
5.2.2.3.4 N1N2MessageUnSubscribe.....	37
5.2.2.3.4.1 General.....	37
5.2.2.3.5 N1MessageNotify.....	38
5.2.2.3.5.1 General.....	38
5.2.2.3.5.2 Using N1MessageNotify in the Registration with AMF Re-allocation Procedure .....	39
5.2.2.3.5.3 Using N1MessageNotify in the UE Assisted and UE Based Positioning Procedure .....	39
5.2.2.3.5.4 Using N1MessageNotify in the UE Configuration Update for transparent UE Policy delivery .....	40
5.2.2.3.5.5 Using N1MessageNotify in the LCS Event Report, Event Reporting in RRC INACTIVE state procedures, LCS Cancel Location and LCS Periodic-Triggered Invoke Procedures .....	40
5.2.2.3.5.6 Using N1MessageNotify in the UE triggered policy provisioning procedure to request UE policies.....	40
5.2.2.3.6 N2InfoNotify .....	40
5.2.2.3.6.1 General.....	40
5.2.2.3.6.2 Using N2InfoNotify during Inter NG-RAN node N2 based handover procedure.....	41

5.2.2.3.6.3	Using N2InfoNotify during Location Services procedures.....	42
5.2.2.3.6.4	Using N2InfoNotify during AMF planned removal procedure with UDSF deployed procedure .....	43
5.2.2.4	Non-UE N2 Message Operations .....	43
5.2.2.4.1	NonUeN2MessageTransfer .....	43
5.2.2.4.1.1	General.....	43
5.2.2.4.1.2	Obtaining Non UE Associated Network Assistance Data Procedure .....	44
5.2.2.4.1.3	Warning Request Transfer Procedure .....	44
5.2.2.4.1.4	Configuration Transfer Procedure .....	44
5.2.2.4.1.5	RIM Information Transfer Procedures.....	45
5.2.2.4.1.6	Broadcast of Assistance Data by an LMF.....	45
5.2.2.4.2	NonUeN2InfoSubscribe .....	45
5.2.2.4.2.1	General.....	45
5.2.2.4.3	NonUeN2InfoUnSubscribe .....	46
5.2.2.4.3.1	General.....	46
5.2.2.4.4	NonUeN2InfoNotify.....	46
5.2.2.4.4.1	General.....	46
5.2.2.4.4.2	Using NonUeN2InfoNotify during Location Services procedures .....	47
5.2.2.4.4.3	Use of NonUeN2InfoNotify for PWS related events.....	47
5.2.2.5	AMF Status Change Operations.....	48
5.2.2.5.1	AMFStatusChangeSubscribe.....	48
5.2.2.5.1.1	General.....	48
5.2.2.5.1.2	Creation of a subscription .....	48
5.2.2.5.1.3	Modification of a subscription .....	48
5.2.2.5.2	AMFStatusChangeUnSubscribe.....	49
5.2.2.5.2.1	General.....	49
5.2.2.5.3	AMFStatusChangeNotify .....	50
5.2.2.5.3.1	General.....	50
5.2.2.6	EBIAssignment .....	50
5.2.2.6.1	General .....	50
5.3	Namf_EventExposure Service.....	52
5.3.1	Service Description.....	52
5.3.2	Service Operations .....	56
5.3.2.1	Introduction.....	56
5.3.2.2	Subscribe .....	57
5.3.2.2.1	General .....	57
5.3.2.2.2	Creation of a subscription.....	57
5.3.2.2.3	Modification of a subscription.....	59
5.3.2.2.4	Remove or add group member UE(s) for a group subscription.....	60
5.3.2.3	Unsubscribe.....	60
5.3.2.3.1	General .....	60
5.3.2.4	Notify .....	61
5.3.2.4.1	General .....	61
5.3.2.4.2	Event Subscription Synchronization for specific UE .....	61
5.4	Namf_MT Service.....	62
5.4.1	Service Description.....	62
5.4.2	Service Operations .....	62
5.4.2.1	Introduction.....	62
5.4.2.2	EnableUEReachability .....	63
5.4.2.2.1	General .....	63
5.4.2.3	ProvideDomainSelectionInfo .....	64
5.4.2.3.1	General .....	64
5.4.2.4	EnableGroupReachability .....	64
5.4.2.4.1	General .....	64
5.4.2.5	UEReachabilityInfoNotify .....	65
5.4.2.5.1	General .....	65
5.5	Namf_Location Service.....	66
5.5.1	Service Description.....	66
5.5.2	Service Operations .....	66
5.5.2.1	Introduction.....	66
5.5.2.2	ProvidePositioningInfo .....	66
5.5.2.2.1	General .....	66

5.5.2.3	EventNotify .....	67
5.5.2.3.1	General .....	67
5.5.2.4	ProvideLocationInfo .....	68
5.5.2.4.1	General .....	68
5.5.2.5	CancelLocation .....	69
5.5.2.5.1	General .....	69
5.6	Namf_MBSBroadcast Service .....	70
5.6.1	Service Description .....	70
5.6.2	Service Operations .....	70
5.6.2.1	Introduction .....	70
5.6.2.2	ContextCreate .....	70
5.6.2.3	ContextUpdate .....	71
5.6.2.4	ContextRelease .....	73
5.6.2.5	ContextStatusNotify .....	73
5.7	Namf_MBSCommunication Service .....	75
5.7.1	Service Description .....	75
5.7.2	Service Operations .....	75
5.7.2.1	Introduction .....	75
5.7.2.2	N2MessageTransfer .....	75
6	API Definitions .....	76
6.1	Namf_Communication Service API .....	76
6.1.1	API URI .....	76
6.1.2	Usage of HTTP .....	76
6.1.2.1	General .....	76
6.1.2.2	HTTP standard headers .....	76
6.1.2.2.1	General .....	76
6.1.2.2.2	Content type .....	76
6.1.2.3	HTTP custom headers .....	77
6.1.2.3.1	General .....	77
6.1.2.4	HTTP multipart messages .....	77
6.1.3	Resources .....	78
6.1.3.1	Overview .....	78
6.1.3.2	Resource: Individual ueContext .....	79
6.1.3.2.1	Description .....	79
6.1.3.2.2	Resource Definition .....	80
6.1.3.2.3	Resource Standard Methods .....	80
6.1.3.2.3.1	PUT .....	80
6.1.3.2.4	Resource Custom Operations .....	82
6.1.3.2.4.1	Overview .....	82
6.1.3.2.4.2	Operation: release (POST) .....	82
6.1.3.2.4.2.1	Description .....	82
6.1.3.2.4.2.2	Operation Definition .....	82
6.1.3.2.4.3	Operation: assign-ebi (POST) .....	83
6.1.3.2.4.3.1	Description .....	83
6.1.3.2.4.3.2	Operation Definition .....	84
6.1.3.2.4.4	Operation: transfer (POST) .....	86
6.1.3.2.4.4.1	Description .....	86
6.1.3.2.4.4.2	Operation Definition .....	86
6.1.3.2.4.5	Operation: transfer-update (POST) .....	88
6.1.3.2.4.5.1	Description .....	88
6.1.3.2.4.5.2	Operation Definition .....	88
6.1.3.2.4.6	Operation: relocate (POST) .....	89
6.1.3.2.4.6.1	Description .....	89
6.1.3.2.4.6.2	Operation Definition .....	89
6.1.3.2.4.7	Operation: cancel-relocate (POST) .....	90
6.1.3.2.4.7.1	Description .....	90
6.1.3.2.4.7.2	Operation Definition .....	91
6.1.3.3	Resource: N1N2 Subscriptions Collection for Individual UE Contexts .....	92
6.1.3.3.1	Description .....	92
6.1.3.3.2	Resource Definition .....	92
6.1.3.3.3	Resource Standard Methods .....	92

6.1.3.3.3.1	POST.....	92
6.1.3.3.4	Resource Custom Operations .....	93
6.1.3.4	Resource: N1N2 Individual Subscription.....	94
6.1.3.4.1	Description .....	94
6.1.3.4.2	Resource Definition.....	94
6.1.3.4.3	Resource Standard Methods .....	94
6.1.3.4.3.1	DELETE .....	94
6.1.3.4.4	Resource Custom Operations .....	95
6.1.3.5	Resource: N1N2 Messages Collection.....	95
6.1.3.5.1	Description .....	95
6.1.3.5.2	Resource Definition.....	95
6.1.3.5.3	Resource Standard Methods .....	96
6.1.3.5.3.1	POST.....	96
6.1.3.6	Resource: subscriptions collection.....	100
6.1.3.6.1	Description .....	100
6.1.3.6.2	Resource Definition.....	100
6.1.3.6.3	Resource Standard Methods .....	100
6.1.3.6.3.1	POST.....	100
6.1.3.7	Resource: individual subscription .....	102
6.1.3.7.1	Description .....	102
6.1.3.7.2	Resource Definition.....	102
6.1.3.7.3	Resource Standard Methods .....	102
6.1.3.7.3.1	DELETE .....	102
6.1.3.7.3.2	PUT.....	103
6.1.3.8	Resource: Non UE N2 Messages Collection.....	105
6.1.3.8.1	Description .....	105
6.1.3.8.2	Resource Definition.....	105
6.1.3.8.3	Resource Standard Methods .....	105
6.1.3.8.4	Resource Custom Operations .....	105
6.1.3.8.4.1	Overview.....	105
6.1.3.8.4.2	Operation: transfer .....	105
6.1.3.8.4.2.1	Description .....	105
6.1.3.8.4.2.2	Operation Definition .....	105
6.1.3.9	Resource: Non UE N2 Messages Subscriptions Collection.....	107
6.1.3.9.1	Description .....	107
6.1.3.9.2	Resource Definition.....	107
6.1.3.9.3	Resource Standard Methods .....	107
6.1.3.9.3.1	POST.....	107
6.1.3.9.4	Resource Custom Operations .....	108
6.1.3.10	Resource: Non UE N2 Message Notification Individual Subscription .....	109
6.1.3.10.1	Description .....	109
6.1.3.10.2	Resource Definition.....	109
6.1.3.10.3	Resource Standard Methods .....	109
6.1.3.10.3.1	DELETE .....	109
6.1.3.10.4	Resource Custom Operations .....	110
6.1.4	Custom Operations without associated resources .....	110
6.1.5	Notifications .....	110
6.1.5.1	General .....	110
6.1.5.2	AMF Status Change Notification.....	111
6.1.5.2.1	Description .....	111
6.1.5.2.2	Notification Definition .....	111
6.1.5.2.3	Notification Standard Methods.....	111
6.1.5.2.3.1	POST.....	111
6.1.5.3	Non UE N2 Information Notification .....	112
6.1.5.3.1	Description .....	112
6.1.5.3.2	Notification Definition .....	112
6.1.5.3.3	Notification Standard Methods.....	113
6.1.5.3.3.1	POST.....	113
6.1.5.4	N1 Message Notification.....	114
6.1.5.4.1	Description .....	114
6.1.5.4.2	Notification Definition .....	114
6.1.5.4.3	Notification Standard Methods.....	114

6.1.5.4.3.1	POST.....	114
6.1.5.5	UE Specific N2 Information Notification .....	115
6.1.5.5.1	Description .....	115
6.1.5.5.2	Notification Definition .....	115
6.1.5.5.3	Notification Standard Methods.....	116
6.1.5.5.3.1	POST.....	116
6.1.5.6	N1N2 Transfer Failure Notification .....	117
6.1.5.6.1	Description .....	117
6.1.5.6.2	Notification Definition .....	117
6.1.5.6.3	Notification Standard Methods.....	117
6.1.5.6.3.1	POST.....	117
6.1.5.7	Void.....	118
6.1.6	Data Model .....	118
6.1.6.1	General .....	118
6.1.6.2	Structured data types .....	125
6.1.6.2.1	Introduction .....	125
6.1.6.2.2	Type: SubscriptionData .....	125
6.1.6.2.3	Type: AmfStatusChangeNotification .....	125
6.1.6.2.4	Type: AmfStatusInfo .....	126
6.1.6.2.5	Type: AssignEbiData.....	126
6.1.6.2.6	Type: AssignedEbiData.....	127
6.1.6.2.7	Type: AssignEbiFailed .....	127
6.1.6.2.8	Type: UEContextRelease .....	127
6.1.6.2.9	Type: N2InformationTransferReqData .....	128
6.1.6.2.10	Type: NonUeN2InfoSubscriptionCreateData.....	128
6.1.6.2.11	Type: NonUeN2InfoSubscriptionCreatedData.....	129
6.1.6.2.12	Type: UeN1N2InfoSubscriptionCreateData.....	129
6.1.6.2.13	Type: UeN1N2InfoSubscriptionCreatedData.....	129
6.1.6.2.14	Type: N2InformationNotification.....	130
6.1.6.2.15	Type: N2InfoContainer .....	132
6.1.6.2.16	Type: N1MessageNotification.....	133
6.1.6.2.17	Type: N1MessageContainer .....	134
6.1.6.2.18	Type: N1N2MessageTransferReqData.....	135
6.1.6.2.19	Type: N1N2MessageTransferRspData.....	139
6.1.6.2.20	Type: RegistrationContextContainer .....	140
6.1.6.2.21	Type: AreaOfValidity.....	142
6.1.6.2.22	Void.....	142
6.1.6.2.23	Type: UeContextTransferReqData .....	142
6.1.6.2.24	Type: UeContextTransferRspData .....	143
6.1.6.2.25	Type: UeContext .....	144
6.1.6.2.26	Type: N2SmInformation.....	153
6.1.6.2.27	Type: N2InfoContent.....	153
6.1.6.2.28	Type: NrppaInformation.....	154
6.1.6.2.29	Type: PwsInformation .....	155
6.1.6.2.30	Type: N1N2MsgTxfrFailureNotification .....	156
6.1.6.2.31	Type: N1N2MessageTransferError .....	156
6.1.6.2.32	Type: N1N2MsgTxfrErrDetail .....	157
6.1.6.2.33	Type: N2InformationTransferRspData.....	157
6.1.6.2.34	Type: MmContext .....	158
6.1.6.2.35	Type: SeafData .....	161
6.1.6.2.36	Type: NasSecurityMode.....	161
6.1.6.2.37	Type: PduSessionContext.....	162
6.1.6.2.38	Type: NssaiMapping .....	166
6.1.6.2.39	Type: UeRegStatusUpdateReqData.....	167
6.1.6.2.40	Type: AssignEbiError.....	167
6.1.6.2.41	Type: UeContextCreateData.....	168
6.1.6.2.42	Type: UeContextCreatedData.....	169
6.1.6.2.43	Type: UeContextCreateError.....	169
6.1.6.2.44	Type: NgRanTargetId.....	169
6.1.6.2.45	Type: N2InformationTransferError.....	170
6.1.6.2.46	Type: PWSResponseData.....	170
6.1.6.2.47	Type: PWSErrorData.....	170



6.1.6.2.48	Void .....	170
6.1.6.2.49	Type: NgKsi .....	171
6.1.6.2.50	Type: KeyAmf .....	171
6.1.6.2.51	Type: ExpectedUeBehavior .....	171
6.1.6.2.52	Type: UeRegStatusUpdateRspData .....	171
6.1.6.2.53	Type: N2RanInformation .....	171
6.1.6.2.54	Type: N2InfoNotificationRspData .....	172
6.1.6.2.55	Type: SmallDataRateStatusInfo .....	172
6.1.6.2.56	Type: SmfChangeInfo .....	172
6.1.6.2.57	Type: V2xContext .....	173
6.1.6.2.58	Type: ImmediateMdtConf .....	174
6.1.6.2.59	Type: V2xInformation .....	176
6.1.6.2.60	Type: EpsNasSecurityMode .....	176
6.1.6.2.61	Type: UeContextRelocateData .....	177
6.1.6.2.62	Type: UeContextRelocatedData .....	177
6.1.6.2.63	Void .....	177
6.1.6.2.64	Type: EcRestrictionDataWb .....	178
6.1.6.2.65	Type: ExtAmfEventSubscription .....	178
6.1.6.2.66	Type: AmfEventSubscriptionAddInfo .....	179
6.1.6.2.67	Type: UeContextCancelRelocateData .....	179
6.1.6.2.68	Type: UeDifferentiationInfo .....	180
6.1.6.2.69	Type: CeModeBInd .....	180
6.1.6.2.70	Type: LteMInd .....	180
6.1.6.2.71	Type: NpnAccessInfo .....	180
6.1.6.2.72	Type: ProseContext .....	181
6.1.6.2.73	Type: AnalyticsSubscription .....	181
6.1.6.2.74	Type: NwdafSubscription .....	181
6.1.6.2.75	Type: UpdpSubscriptionData .....	182
6.1.6.2.76	Type: ProSeInformation .....	182
6.1.6.2.77	Type: ReleaseSessionInfo .....	182
6.1.6.3	Simple data types and enumerations .....	182
6.1.6.3.1	Introduction .....	182
6.1.6.3.2	Simple data types .....	182
6.1.6.3.3	Enumeration: StatusChange .....	183
6.1.6.3.4	Enumeration: N2InformationClass .....	184
6.1.6.3.5	Enumeration: N1MessageClass .....	184
6.1.6.3.6	Enumeration: N1N2MessageTransferCause .....	185
6.1.6.3.7	Enumeration: UeContextTransferStatus .....	186
6.1.6.3.8	Enumeration: N2InformationTransferResult .....	186
6.1.6.3.9	Enumeration: CipheringAlgorithm .....	186
6.1.6.3.10	Enumeration: IntegrityAlgorithm .....	186
6.1.6.3.11	Enumeration: SmsSupport .....	186
6.1.6.3.12	Enumeration: ScType .....	187
6.1.6.3.13	Enumeration: KeyAmfType .....	187
6.1.6.3.14	Enumeration: TransferReason .....	187
6.1.6.3.15	Enumeration: PolicyReqTrigger .....	187
6.1.6.3.16	Enumeration: RatSelector .....	188
6.1.6.3.17	Enumeration: NgapIeType .....	188
6.1.6.3.18	Enumeration: N2InfoNotifyReason .....	188
6.1.6.3.19	Enumeration: SmfChangeIndication .....	188
6.1.6.3.20	Enumeration: SbiBindingLevel .....	189
6.1.6.3.21	Enumeration: EpsNasCipheringAlgorithm .....	189
6.1.6.3.22	Enumeration: EpsNasIntegrityAlgorithm .....	189
6.1.6.3.23	Enumeration: PeriodicCommunicationIndicator .....	189
6.1.6.3.24	Enumeration: UuaaMmStatus .....	189
6.1.6.3.25	Enumeration: ReleaseCause .....	190
6.1.6.4	Binary data .....	190
6.1.6.4.1	Introduction .....	190
6.1.6.4.2	N1 Message .....	190
6.1.6.4.3	N2 Information .....	191
6.1.6.4.3.1	Introduction .....	191
6.1.6.4.3.2	NGAP IEs .....	191

6.1.6.4.3.3	NGAP Messages .....	192
6.1.6.4.4	Mobile Terminated Data.....	194
6.1.6.4.5	GTP-C Message.....	194
6.1.7	Error Handling .....	194
6.1.7.1	General .....	194
6.1.7.2	Protocol Errors .....	194
6.1.7.3	Application Errors .....	194
6.1.8	Feature Negotiation.....	197
6.1.9	Security .....	200
6.1.10	HTTP redirection .....	200
6.2	Namf_EventExposure Service API .....	200
6.2.1	API URI.....	200
6.2.2	Usage of HTTP .....	201
6.2.2.1	General .....	201
6.2.2.2	HTTP standard headers .....	201
6.2.2.2.1	General .....	201
6.2.2.2.2	Content type .....	201
6.2.2.3	HTTP custom headers .....	202
6.2.2.3.1	General .....	202
6.2.3	Resources.....	202
6.2.3.1	Overview .....	202
6.2.3.2	Resource: Subscriptions collection .....	202
6.2.3.2.1	Description .....	202
6.2.3.2.2	Resource Definition.....	202
6.2.3.2.3	Resource Standard Methods .....	203
6.2.3.2.3.1	POST.....	203
6.2.3.2.4	Resource Custom Operations .....	204
6.2.3.3	Resource: Individual subscription.....	204
6.2.3.3.1	Description .....	204
6.2.3.3.2	Resource Definition.....	204
6.2.3.3.3	Resource Standard Methods .....	204
6.2.3.3.3.1	PATCH .....	204
6.2.3.3.3.2	DELETE .....	206
6.2.3.3.4	Resource Custom Operations .....	207
6.2.4	Custom Operations without associated resources .....	207
6.2.5	Notifications .....	207
6.2.5.1	Void.....	207
6.2.5.2	AMF Event Notification .....	207
6.2.5.2.1	Notification Definition .....	207
6.2.5.2.3	Notification Standard Methods.....	208
6.2.5.2.3.1	POST.....	208
6.2.6	Data Model .....	209
6.2.6.1	General .....	209
6.2.6.2	Structured data types .....	211
6.2.6.2.1	Introduction .....	211
6.2.6.2.2	Type: AmfEventSubscription .....	212
6.2.6.2.3	Type: AmfEvent .....	215
6.2.6.2.4	Type: AmfEventNotification .....	220
6.2.6.2.5	Type: AmfEventReport .....	221
6.2.6.2.6	Type: AmfEventMode.....	225
6.2.6.2.7	Type: AmfEventState .....	227
6.2.6.2.8	Type: RmInfo .....	227
6.2.6.2.9	Type: CmInfo .....	227
6.2.6.2.10	Void.....	227
6.2.6.2.11	Type: CommunicationFailure.....	228
6.2.6.2.12	Type: AmfCreateEventSubscription.....	228
6.2.6.2.13	Type: AmfCreatedEventSubscription.....	228
6.2.6.2.14	Type: AmfUpdateEventSubscriptionItem .....	229
6.2.6.2.15	Type: AmfUpdatedEventSubscription.....	232
6.2.6.2.16	Type: AmfEventArea .....	232
6.2.6.2.17	Type: LdnInfo.....	232
6.2.6.2.18	Type: AmfUpdateEventOptionItem .....	233

6.2.6.2.19	Type: 5GsUserStateInfo .....	233
6.2.6.2.20	Type: TrafficDescriptor .....	233
6.2.6.2.21	Type: UEIdExt .....	234
6.2.6.2.22	Type: AmfEventSubsSyncInfo .....	234
6.2.6.2.23	Type: AmfEventSubscriptionInfo .....	234
6.2.6.2.24	Type: TargetArea .....	234
6.2.6.2.25	Type: SnssaiTaiMapping .....	235
6.2.6.2.26	Type: SupportedSnssai .....	235
6.2.6.2.27	Type: UeInAreaFilter .....	235
6.2.6.2.28	Type: IdleStatusIndication .....	236
6.2.6.2.29	Type: UeAccessBehaviorReportItem .....	236
6.2.6.2.30	Type: UeLocationTrendsReportItem .....	237
6.2.6.2.31	Type: DispersionArea .....	237
6.2.6.2.32	Type: MmTransactionLocationReportItem .....	238
6.2.6.2.33	Type: MmTransactionSliceReportItem .....	238
6.2.6.3	Simple data types and enumerations .....	238
6.2.6.3.1	Introduction .....	238
6.2.6.3.2	Simple data types .....	238
6.2.6.3.3	Enumeration: AmfEventType .....	239
6.2.6.3.4	Enumeration: AmfEventTrigger .....	241
6.2.6.3.5	Enumeration: LocationFilter .....	242
6.2.6.3.6	Void .....	242
6.2.6.3.7	Enumeration: UeReachability .....	242
6.2.6.3.8	Void .....	242
6.2.6.3.9	Enumeration: RmState .....	242
6.2.6.3.10	Enumeration: CmState .....	242
6.2.6.3.11	Enumeration: 5GsUserState .....	243
6.2.6.3.12	Enumeration: LossOfConnectivityReason .....	243
6.2.6.3.13	Enumeration: ReachabilityFilter .....	243
6.2.6.3.14	Enumeration: UeType .....	243
6.2.6.3.15	Enumeration: AccessStateTransitionType .....	244
6.2.6.4	Binary data .....	244
6.2.7	Error Handling .....	244
6.2.7.1	General .....	244
6.2.7.2	Protocol Errors .....	244
6.2.7.3	Application Errors .....	244
6.2.8	Feature Negotiation .....	244
6.2.9	Security .....	246
6.2.10	HTTP redirection .....	247
6.3	Namf_MT Service API .....	247
6.3.1	API URI .....	247
6.3.2	Usage of HTTP .....	248
6.3.2.1	General .....	248
6.3.2.2	HTTP standard headers .....	248
6.3.2.2.1	General .....	248
6.3.2.2.2	Content type .....	248
6.3.2.3	HTTP custom headers .....	248
6.3.2.3.1	General .....	248
6.3.3	Resources .....	249
6.3.3.1	Overview .....	249
6.3.3.2	Resource: ueReachInd .....	249
6.3.3.2.1	Description .....	249
6.3.3.2.2	Resource Definition .....	249
6.3.3.2.3	Resource Standard Methods .....	250
6.3.3.2.3.1	PUT .....	250
6.3.3.2.4	Resource Custom Operations .....	252
6.3.3.3	Resource: ueContext .....	252
6.3.3.3.1	Description .....	252
6.3.3.3.2	Resource Definition .....	252
6.3.3.3.3	Resource Standard Methods .....	252
6.3.3.3.3.1	GET .....	252
6.3.3.3.4	Resource Custom Operations .....	255

6.3.3.4	Resource: ueContexts collection .....	255
6.3.3.4.1	Description .....	255
6.3.3.4.2	Resource Definition .....	255
6.3.3.4.3	Resource Standard Methods .....	255
6.3.3.4.4	Resource Custom Operations .....	255
6.3.3.4.4.1	Overview .....	255
6.3.3.4.4.2	Operation: enable-group-reachability .....	255
6.3.3.4.4.2.1	Description .....	255
6.3.3.4.4.2.2	Operation Definition .....	255
6.3.4	Custom Operations without associated resources .....	257
6.3.5	Notifications .....	257
6.3.5.1	General .....	257
6.3.5.2	UE Reachability Info Notify .....	257
6.3.5.2.1	Notification Definition .....	257
6.3.5.2.3	Notification Standard Methods .....	257
6.3.5.2.3.1	POST .....	257
6.3.6	Data Model .....	258
6.3.6.1	General .....	258
6.3.6.2	Structured data types .....	259
6.3.6.2.1	Introduction .....	259
6.3.6.2.2	Type: EnableUeReachabilityReqData .....	260
6.3.6.2.3	Type: EnableUeReachabilityRspData .....	260
6.3.6.2.4	Type: UeContextInfo .....	261
6.3.6.2.5	Type: ProblemDetailsEnableUeReachability .....	261
6.3.6.2.6	Type: AdditionInfoEnableUeReachability .....	261
6.3.6.2.7	Type: EnableGroupReachabilityReqData .....	262
6.3.6.2.8	Type: EnableGroupReachabilityRspData .....	262
6.3.6.2.9	Type: UeInfo .....	262
6.3.6.2.10	Type: ReachabilityNotificationData .....	262
6.3.6.2.11	Type: ReachableUeInfo .....	263
6.3.6.3	Simple data types and enumerations .....	263
6.3.6.3.1	Introduction .....	263
6.3.6.3.2	Simple data types .....	263
6.3.6.3.3	Enumeration: UeContextInfoClass .....	263
6.3.6.4	Binary data .....	263
6.3.7	Error Handling .....	263
6.3.7.1	General .....	263
6.3.7.2	Protocol Errors .....	263
6.3.7.3	Application Errors .....	263
6.3.8	Feature Negotiation .....	264
6.3.9	Security .....	265
6.3.10	HTTP redirection .....	265
6.4	Namf_Location Service API .....	266
6.4.1	API URI .....	266
6.4.2	Usage of HTTP .....	266
6.4.2.1	General .....	266
6.4.2.2	HTTP standard headers .....	266
6.4.2.2.1	General .....	266
6.4.2.2.2	Content type .....	266
6.4.2.3	HTTP custom headers .....	267
6.4.2.3.1	General .....	267
6.4.3	Resources .....	267
6.4.3.1	Overview .....	267
6.4.3.2	Resource: Individual UE Context .....	267
6.4.3.2.1	Description .....	267
6.4.3.2.2	Resource Definition .....	268
6.4.3.2.3	Resource Standard Methods .....	268
6.4.3.2.4	Resource Custom Operations .....	268
6.4.3.2.4.1	Overview .....	268
6.4.3.2.4.2	Operation: provide-pos-info (POST) .....	268
6.4.3.2.4.2.1	Description .....	268
6.4.3.2.4.2.2	Operation Definition .....	268

6.4.3.2.4.3	Operation: provide-loc-info (POST).....	270
6.4.3.2.4.3.1	Description .....	270
6.4.3.2.4.3.2	Operation Definition .....	270
6.4.3.2.4.4	Operation: cancel-pos-info (POST) .....	271
6.4.3.2.4.4.1	Description .....	271
6.4.3.2.4.4.2	Operation Definition .....	272
6.4.4	Custom Operations without associated resources .....	273
6.4.5	Notifications .....	273
6.4.5.1	General .....	273
6.4.5.2	Event Notify .....	273
6.4.5.2.1	Description .....	273
6.4.5.2.2	Notification Definition .....	273
6.4.5.2.3	Notification Standard Methods.....	273
6.4.5.2.3.1	POST.....	273
6.4.6	Data Model .....	274
6.4.6.1	General .....	274
6.4.6.2	Structured data types .....	276
6.4.6.2.1	Introduction .....	276
6.4.6.2.2	Type: RequestPosInfo .....	277
6.4.6.2.3	Type: ProvidePosInfo.....	280
6.4.6.2.4	Type: NotifiedPosInfo .....	283
6.4.6.2.5	Type: RequestLocInfo .....	286
6.4.6.2.6	Type: ProvideLocInfo .....	287
6.4.6.2.7	Type: CancelPosInfo .....	287
6.4.6.3	Simple data types and enumerations .....	288
6.4.6.3.1	Introduction .....	288
6.4.6.3.2	Simple data types.....	288
6.4.6.3.3	Enumeration: LocationType .....	288
6.4.6.3.4	Enumeration: LocationEvent .....	288
6.4.6.3.5	Enumeration: LocationPrivacyVerResult .....	288
6.4.7	Error Handling .....	289
6.4.7.1	General .....	289
6.4.7.2	Protocol Errors .....	289
6.4.7.3	Application Errors.....	289
6.4.8	Feature Negotiation.....	289
6.4.9	Security .....	290
6.4.10	HTTP redirection .....	290
6.5	Namf_MBSBroadcast Service API .....	290
6.5.1	API URI.....	290
6.5.2	Usage of HTTP.....	291
6.5.2.1	General .....	291
6.5.2.2	HTTP standard headers .....	291
6.5.2.2.1	General .....	291
6.5.2.2.2	Content type .....	291
6.5.2.3	HTTP custom headers .....	292
6.5.2.3.1	General .....	292
6.5.2.4	HTTP multipart messages .....	292
6.5.3	Resources.....	293
6.5.3.1	Overview.....	293
6.5.3.2	Resource: Broadcast MBS session contexts collection .....	293
6.5.3.2.1	Description .....	293
6.5.3.2.2	Resource Definition.....	293
6.5.3.2.3	Resource Standard Methods .....	294
6.5.3.2.3.1	POST.....	294
6.5.3.2.4	Resource Custom Operations .....	295
6.5.3.3	Resource: Individual broadcast MBS session context.....	295
6.5.3.3.1	Description .....	295
6.5.3.3.2	Resource Definition.....	295
6.5.3.3.3	Resource Standard Methods .....	295
6.5.3.3.3.1	DELETE .....	295
6.5.3.3.4	Resource Custom Operations .....	296
6.5.3.2.4.2	Operation: update (POST) .....	296

6.5.3.2.4.2.1	Description .....	296
6.5.3.2.4.2.2	Operation Definition .....	297
6.5.4	Custom Operations without associated resources .....	297
6.5.5	Notifications .....	298
6.5.5.1	General .....	298
6.5.5.2	Broadcast MBS Session Context Status Notification.....	298
6.5.5.2.1	Description .....	298
6.5.5.2.2	Target URI.....	298
6.5.5.2.3	Notification Standard Methods.....	298
6.5.5.2.3.1	POST.....	298
6.5.6	Data Model .....	299
6.5.6.1	General .....	299
6.5.6.2	Structured data types .....	300
6.5.6.2.1	Introduction .....	300
6.5.6.2.2	Type: ContextCreateReqData.....	301
6.5.6.2.3	Type: ContextCreateRspData .....	301
6.5.6.2.4	Type: ContextStatusNotification .....	302
6.5.6.2.5	Type: ContextUpdateReqData.....	303
6.5.6.2.6	Type: ContextUpdateRspData .....	303
6.5.6.2.7	Type: N2MbsSmInfo.....	304
6.5.6.2.8	Type: OperationEvent .....	304
6.5.6.2.9	Type: NgranFailureEvent .....	304
6.5.6.3	Simple data types and enumerations .....	304
6.5.6.3.1	Introduction .....	304
6.5.6.3.2	Simple data types.....	304
6.5.6.3.3	Enumeration: OperationStatus.....	305
6.5.6.3.4	Enumeration: NgapIeType .....	305
6.5.6.3.5	Enumeration: OpEventType.....	305
6.5.6.3.6	Enumeration: NgranFailureIndication .....	305
6.5.6.4	Binary data .....	306
6.5.6.4.1	Introduction .....	306
6.5.6.4.2	N2 Information .....	306
6.5.6.4.2.1	Introduction.....	306
6.5.6.4.2.2	NGAP IEs .....	306
6.6	Namf_MBSCommunication Service API .....	306
6.6.1	API URI.....	306
6.6.2	Usage of HTTP .....	307
6.6.2.1	General .....	307
6.6.2.2	HTTP standard headers .....	307
6.6.2.2.1	General .....	307
6.6.2.2.2	Content type .....	307
6.6.2.3	HTTP custom headers .....	307
6.6.2.3.1	General .....	307
6.6.2.4	HTTP multipart messages .....	308
6.6.3	Resources .....	308
6.6.3.1	Overview.....	308
6.6.3.1	Resource: N2 Message Handler (Custom Operation) .....	309
6.6.3.1.1	Description .....	309
6.6.3.1.2	Resource Definition.....	309
6.6.3.1.3	Resource Standard Methods .....	309
6.6.3.1.4	Resource Custom Operations .....	309
6.6.3.1.4.1	Overview.....	309
6.6.3.1.4.2	Operation: transfer .....	309
6.6.3.1.4.2.1	Description .....	309
6.6.3.1.4.2.2	Operation Definition .....	309
6.6.4	Custom Operations without associated resources .....	310
6.6.5	Notifications .....	310
6.6.6	Data Model .....	310
6.6.6.1	General .....	310
6.6.6.2	Structured data types .....	311
6.6.6.2.1	Introduction .....	311
6.6.6.2.2	Type: MbsN2MessageTransferReqData.....	311

6.6.6.2.3	Type: MbsN2MessageTransferRspData.....	311
6.6.6.2.4	Type: N2MbsSmInfo.....	312
6.6.6.3	Simple data types and enumerations .....	312
6.6.6.3.1	Introduction .....	312
6.6.6.3.2	Simple data types.....	312
6.6.6.3.3	Enumeration: MbsNgapIeType .....	312
6.6.6.4	Binary data .....	312
6.6.6.4.1	Introduction .....	312
6.6.6.4.2	N2 Information .....	312
6.6.6.4.2.1	Introduction.....	312
6.6.6.4.2.2	NGAP IEs .....	313
6.6.7	Error Handling .....	313
6.6.7.1	General .....	313
6.6.7.2	Protocol Errors .....	313
6.6.7.3	Application Errors.....	313
6.6.9	Security .....	313
<b>Annex A (normative): OpenAPI specification.....</b>		<b>315</b>
A.1	General .....	315
A.2	Namf_Communication API.....	315
A.3	Namf_EventExposure API.....	365
A.4	Namf_MT.....	378
A.5	Namf_Location.....	383
A.6	Namf_MBSBroadcast API.....	390
A.7	Namf_MBSCcommunication API .....	400
<b>Annex B (Informative): HTTP Multipart Messages.....</b>		<b>403</b>
B.1	Example of HTTP multipart message .....	403
B.1.1	General .....	403
B.1.2	Example HTTP multipart message with N2 Information binary data .....	403
<b>Annex C (informative): Change history .....</b>		<b>404</b>
History .....		414

---

# Foreword

This Technical Specification has been produced by the 3rd Generation Partnership Project (3GPP).

The contents of the present document are subject to continuing work within the TSG and may change following formal TSG approval. Should the TSG modify the contents of the present document, it will be re-released by the TSG with an identifying change of release date and an increase in version number as follows:

Version x.y.z

where:

- x the first digit:
  - 1 presented to TSG for information;
  - 2 presented to TSG for approval;
  - 3 or greater indicates TSG approved document under change control.
- y the second digit is incremented for all changes of substance, i.e. technical enhancements, corrections, updates, etc.
- z the third digit is incremented when editorial only changes have been incorporated in the document.

In the present document, modal verbs have the following meanings:

- shall** indicates a mandatory requirement to do something
- shall not** indicates an interdiction (prohibition) to do something

The constructions "shall" and "shall not" are confined to the context of normative provisions, and do not appear in Technical Reports.

The constructions "must" and "must not" are not used as substitutes for "shall" and "shall not". Their use is avoided insofar as possible, and they are not used in a normative context except in a direct citation from an external, referenced, non-3GPP document, or so as to maintain continuity of style when extending or modifying the provisions of such a referenced document.

- should** indicates a recommendation to do something
- should not** indicates a recommendation not to do something
- may** indicates permission to do something
- need not** indicates permission not to do something

The construction "may not" is ambiguous and is not used in normative elements. The unambiguous constructions "might not" or "shall not" are used instead, depending upon the meaning intended.

- can** indicates that something is possible
- cannot** indicates that something is impossible

The constructions "can" and "cannot" are not substitutes for "may" and "need not".

- will** indicates that something is certain or expected to happen as a result of action taken by an agency the behaviour of which is outside the scope of the present document
- will not** indicates that something is certain or expected not to happen as a result of action taken by an agency the behaviour of which is outside the scope of the present document
- might** indicates a likelihood that something will happen as a result of action taken by some agency the behaviour of which is outside the scope of the present document



**might not** indicates a likelihood that something will not happen as a result of action taken by some agency the behaviour of which is outside the scope of the present document

In addition:

**is** (or any other verb in the indicative mood) indicates a statement of fact

**is not** (or any other negative verb in the indicative mood) indicates a statement of fact

The constructions "is" and "is not" do not indicate requirements.

---

# 1 Scope

The present document specifies the stage 3 protocol and data model for the Namf Service Based Interface. It provides stage 3 protocol definitions and message flows, and specifies the API for each service offered by the AMF.

The 5G System stage 2 architecture and procedures are specified in 3GPP TS 23.501 [2], 3GPP TS 23.502 [3] and 3GPP TS 23.247 [55].

The Technical Realization of the Service Based Architecture and the Principles and Guidelines for Services Definition are specified in 3GPP TS 29.500 [4] and 3GPP TS 29.501 [5].

---

# 2 References

- [1] 3GPP TR 21.905: "Vocabulary for 3GPP Specifications".
- [2] 3GPP TS 23.501: "System Architecture for the 5G System; Stage 2".
- [3] 3GPP TS 23.502: "Procedures for the 5G System; Stage 2".
- [4] 3GPP TS 29.500: "5G System; Technical Realization of Service Based Architecture; Stage 3".
- [5] 3GPP TS 29.501: "5G System; Principles and Guidelines for Services Definition; Stage 3".
- [6] 3GPP TS 29.571: "5G System; Common Data Types for Service Based Interfaces Stage 3".
- [7] 3GPP TS 23.503: "Policy and Charging Control Framework for the 5G System; Stage 2".
- [8] IETF RFC 8259: "The JavaScript Object Notation (JSON) Data Interchange Format".
- [9] IETF RFC 2387: "The MIME Multipart/Related Content-type".
- [10] IETF RFC 2045: "Multipurpose Internet Mail Extensions (MIME) Part One: Format of Internet Message Bodies".
- [11] 3GPP TS 24.501: "Non-Access-Stratum (NAS) Protocol for 5G System (5GS); Stage 3".
- [12] 3GPP TS 38.413: "NG Radio Access Network (NG-RAN); NG Application Protocol (NGAP)".
- [13] 3GPP TS 36.355: "Evolved Universal Terrestrial Radio Access (E-UTRA); LTE Positioning Protocol (LPP)".
- [14] IETF RFC 6902: "JavaScript Object Notation (JSON) Patch".
- [15] 3GPP TS 24.007: "Mobile radio interface signalling layer 3; General Aspects".
- [16] 3GPP TS 29.502: "5G System, Session Management Services; Stage 3".
- [17] 3GPP TS 38.455: "NR Positioning Protocol A (NRPPa)".
- [18] 3GPP TS 29.531: "Network Slice Selection Services; Stage 3".
- [19] IETF RFC 7540: "Hypertext Transfer Protocol Version 2 (HTTP/2)".
- [20] 3GPP TS 23.041: "Technical realization of Cell Broadcast Service (CBS)".
- [21] Void.
- [22] 3GPP TS 24.008: "Mobile radio interface Layer 3 specification; Core network protocols; Stage 3".
- [23] OpenAPI Initiative, "OpenAPI Specification Version 3.0.0".
- [24] 3GPP TS 36.413: "Evolved Universal Terrestrial Radio Access Network (E-UTRAN); S1 Application Protocol (S1AP)".

- [25] 3GPP TS 29.572: "5G System, Location Management Services; Stage 3".
- [26] Void.
- [27] 3GPP TS 33.501: "Security architecture and procedures for 5G system".
- [28] IETF RFC 6749: "The OAuth 2.0 Authorization Framework".
- [29] 3GPP TS 29.510: "Network Function Repository Services; Stage 3".
- [30] 3GPP TS 32.422: "Telecommunication management; Subscriber and equipment trace; Trace control and configuration management".
- [31] Void.
- [32] 3GPP TS 29.507: "5G System; Access and Mobility Policy Control Service; Stage 3".
- [33] 3GPP TS 23.527: "5G System; Restoration Procedures".
- [34] 3GPP TS 29.525: "5G System; UE Policy Control Service; Stage 3".
- [35] 3GPP TS 29.503: "5G System; Unified Data Management Services; Stage 3".
- [36] IETF RFC 7807: "Problem Details for HTTP APIs".
- [37] 3GPP TR 21.900: "Technical Specification Group working methods".
- [38] 3GPP TS 23.288: "Architecture enhancements for 5G System (5GS) to support network data analytics services".
- [39] 3GPP TS 23.216: "Single Radio Voice Call Continuity (SRVCC); Stage 2".
- [40] IETF RFC 6901: "JavaScript Object Notation (JSON) Pointer".
- [41] 3GPP TS 29.274: "3GPP Evolved Packet System (EPS); Evolved General Packet Radio Service (GPRS) Tunnelling Protocol for Control plane (GTPv2-C); Stage 3".
- [42] 3GPP TS 23.273: "5G System (5GS) Location Services (LCS); Stage 2".
- [43] 3GPP TS 24.080: "Mobile radio interface layer 3 supplementary services specification; Formats and coding".
- [44] 3GPP TS 23.040: "Technical realization of the Short Message Service (SMS)".
- [45] 3GPP TS 24.011: "Point-to-Point (PP) Short Message Service (SMS) support on mobile radio interface".
- [46] 3GPP TS 29.515: "5G System; Gateway Mobile Location Services Stage 3".
- [47] 3GPP TS 23.287: "Architecture enhancements for 5G System (5GS) to support Vehicle-to-Everything (V2X) services".
- [48] 3GPP TS 23.316: "Wireless and wireline convergence access support for the 5G System (5GS)".
- [49] 3GPP TS 33.401: "3GPP System Architecture Evolution (SAE); Security architecture".
- [50] 3GPP TS 29.010: "Information element mapping between Mobile Station - Base Station System (MS - BSS) and Base Station System - Mobile-services Switching Centre (BSS - MSC); Signalling Procedures and the Mobile Application Part (MAP)".
- [51] 3GPP TS 23.304: "Proximity based Services (ProSe) in the 5G System (5GS)".
- [52] 3GPP TS 29.520: "5G System; Network Data Analytics Services; Stage 3".
- [53] 3GPP TS 24.587: "Vehicle-to-Everything (V2X) services in 5G System (5GS); Stage 3".
- [54] 3GPP TS 24.554: " Proximity-services (ProSe) in 5G System (5GS) protocol aspects; Stage 3".

- [55] 3GPP TS 23.247: "Architectural enhancements for 5G multicast-broadcast services".
- [56] 3GPP TS 23.256: "Support of Uncrewed Aerial Systems (UAS) connectivity, identification and tracking; Stage 2".

---

## 3 Definitions and abbreviations

### 3.1 Definitions

For the purposes of the present document, the terms and definitions given in TR 21.905 [1] and the following apply. A term defined in the present document takes precedence over the definition of the same term, if any, in TR 21.905 [1].

**example:** text used to clarify abstract rules by applying them literally.

### 3.2 Abbreviations

For the purposes of the present document, the abbreviations given in TR 21.905 [1] and the following apply. An abbreviation defined in the present document takes precedence over the definition of the same abbreviation, if any, in TR 21.905 [1].

5GC	5G Core Network
5GS	5G System
5G-AN	5G Access Network
5G-GUTI	5G Globally Unique Temporary Identifier
5QI	5G QoS Identifier
AMF	Access and Mobility Management Function
ASTI	Access Stratum Time
DAPS	Dual Active Protocol Stacks
DCCF	Data Collection Coordination Function
EBI	EPS Bearer Identity
GAD	Universal Geographical Area Description
GPSI	Generic Public Subscription Identifier
GUAMI	Globally Unique AMF Identifier
JSON	JavaScript Object Notation
LADN	Local Area Data Network
LDR	Location Deferred Request
LMF	Location Management Function
MA	Multi-Access
MBS	Multicast/Broadcast Service
MB-SMF	Multicast/Broadcast Session Management Function
MM	Mobility Management
N3IWF	Non-3GPP InterWorking Function
NEF	Network Exposure Function
NR	New Radio
NRF	Network Repository Function
NRPPa	NR Positioning Protocol A
NSI ID	Network Slice Instance Identifier
NSSAI	Network Slice Selection Assistance Information
NSSAA	Network Slice-Specific Authentication and Authorization
NWDAF	Network Data Analytics Function
PCF	Policy Control Function
PEI	Permanent Equipment Identifier
RAT	Radio Access Type

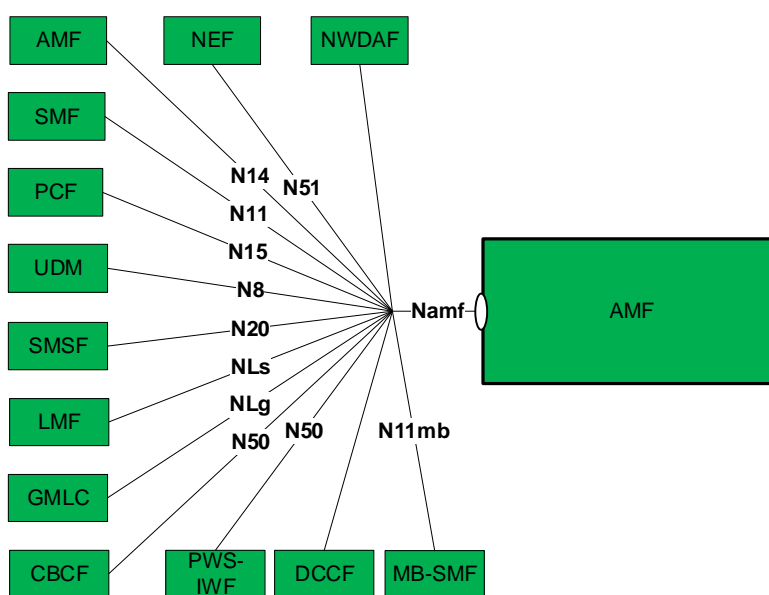
RFSP	RAT/Frequency Selection Priority
SARI	Service Area Restriction Information
SBI	Service Based Interface
SM	Session Management
SMF	Session Management Function
SMSF	Short Message Service Function
S-NSSAI	Single Network Slice Selection Assistance Information
SUCI	Subscription Concealed Identifier
SUPI	Subscription Permanent Identifier
TA	Tracking Area
TAI	Tracking Area Identity
TNAP	Trusted Non-3GPP Access Point
TWAP	Trusted WLAN Access Point
UDM	Unified Data Management
UDSF	Unstructured Data Storage Function

## 4 Overview

### 4.1 Introduction

Within the 5GC, the AMF offers services to the SMF, other AMF, PCF, SMSF, LMF, GMLC, CBCF, PWS-IWF, NWDAF, DCCF.NEF and MB-SMF via the Namf service based interface (see 3GPP TS 23.501 [2], 3GPP TS 23.502 [3], 3GPP TS 23.041 [20], 3GPP TS 23.288 [38] and 3GPP TS 23.247 [55]).

Figure 4.1-1 provides the reference model (in service based interface representation and in reference point representation), with focus on the AMF and the scope of the present specification.



**Figure 4.1-1: Reference model – AMF**

The functionalities supported by the AMF are listed in clause 6.2.1 of 3GPP TS 23.501 [2].

## 5 Services offered by the AMF

### 5.1 Introduction

The table 5.1-1 shows the AMF Services and AMF Service Operations:

**Table 5.1-1 List of AMF Services**

Service Name	Service Operations	Operation Semantics	Example Consumer(s)
Namf_Communication	UEContextTransfer	Request/Response	Peer AMF
	RegistrationStatusUpdate	Request/Response	Peer AMF
	CreateUEContext	Request/Response	Peer AMF
	ReleaseUEContext	Request/Response	Peer AMF
	N1MessageNotify	Subscribe/Notify	Peer AMF, LMF, PCF
	N2InfoNotify		LMF, AMF
	N1N2MessageSubscribe		PCF
	N1N2MessageUnSubscribe		PCF
	N1N2MessageTransfer	Request/Response	Peer AMF, SMF, SMSF, LMF, PCF
	N1N2TransferFailureNotification	Subscribe/Notify	SMF, SMSF, LMF, PCF
	NonUeN2MessageTransfer	Request/Response	Peer AMF, LMF, CBCF, PWS-IWF
	NonUeN2InfoSubscribe	Subscribe/Notify	CBCF, PWS-IWF
	NonUeN2InfoUnSubscribe		CBCF, PWS-IWF
	NonUeN2InfoNotify		LMF, CBCF, PWS-IWF
	EBIAssignment	Request/Response	SMF
	AMFStatusChangeSubscribe	Subscribe / Notify	SMF, PCF, NEF, SMSF, UDM
AMFStatusChangeUnSubscribe	Subscribe / Notify	SMF, PCF, NEF, SMSF, UDM	
AMFStatusChangeNotify	Subscribe / Notify	SMF, PCF, NEF, SMSF, UDM	
Namf_EventExposure	Subscribe (see NOTE)	Subscribe/Notify	NEF, SMF, UDM, NWDAF, LMF, GMLC, DCCF
	Unsubscribe (see NOTE)	Subscribe/Notify	NEF, SMF, UDM, NWDAF, LMF, GMLC, DCCF
	Notify	Subscribe/Notify	NEF, SMF, UDM, NWDAF, LMF, GMLC, DCCF
Namf_MT	EnableUERachability	Request/Response	SMSF
	ProvideDomainSelectionInfo	Request/Response	UDM
	EnableGroupReachability	Request/Response	SMF
	UERachabilityInfoNotify	Subscribe/Notify	SMF
Namf_Location	ProvidePositioningInfo	Request/Response	GMLC
	EventNotify	Subscribe / Notify	GMLC
	ProvideLocationInfo	Request/Response	UDM
	CancelLocation	Request/Response	GMLC
Namf_MBSBroadcast	ContextCreate	Request/Response	MB-SMF
	ContextUpdate	Request/Response	MB-SMF
	ContextRelease	Request/Response	MB-SMF
	ContextStatusNotify	Subscribe / Notify	MB-SMF
Namf_MBSCommunication	N2MessageTransfer	Request/Response	MB-SMF

NOTE: A subscription applies for one UE, group of UE(s) or any UE.

Table 5.1-2 summarizes the corresponding APIs defined for this specification.

Table 5.1-2: API Descriptions

Service Name	Clause	Description	OpenAPI Specification File	apiName	Annex
Namf_Communication	6.1	AMF Communication Service	TS29518_Namf_Communication.yaml	namf-comm	A.2
Namf_EventExposure	6.2	AMF Event Exposure Service	TS29518_Namf_EventExposure.yaml	namf-evts	A.3
Namf_MT	6.3	AMF Mobile Terminated Service	TS29518_Namf_MT.yaml	namf-mt	A.4
Namf_Location	6.4	AMF Location Service	TS29518_Namf_Location.yaml	namf-loc	A.5
Namf_MBSBroadcast	6.5	AMF MBS Broadcast Service	TS29518_Namf_MBSBroadcast.yaml	namf-mbs-bc	A.6
Namf_MBSCommunication	6.6	AMF MBS Communication Service	TS29518_Namf_MBSCommunication.yaml	namf-mbs-com	A.7

## 5.2 Namf\_Communication Service

### 5.2.1 Service Description

This service enables an NF to communicate with the UE through N1 NAS messages or with the AN (both UE and non UE specific). The service operations defined below allow the NF to communicate with the UE and the AN. The following are the key functionalities of this NF service.

- Provide service operations for transporting N1 messages to the UE;
- Allow NFs to subscribe and unsubscribe for notifications of specific N1 messages from the UE;
- Allow NFs to subscribe and unsubscribe for notifications about specific information from AN;
- Provide service operations for initiating N2 messages towards the AN;
- Security Context Management; and
- UE information management and transfer (including its security context).

### 5.2.2 Service Operations

#### 5.2.2.1 Introduction

The Namf\_Communication service supports following service operations:

- UEContextTransfer
- RegistrationStatusUpdate
- N1N2MessageTransfer (UE Specific)
- N1N2TransferFailureNotification (UE Specific)
- N1N2MessageSubscribe (UE Specific)

- N1N2MessageUnsubscribe (UE Specific)
- N1MessageNotify (UE Specific)
- N2InfoNotify (UE Specific)
- NonUeN2MessageTransfer
- NonUeN2InfoSubscribe
- NonUeN2InfoUnsubscribe
- N2InfoNotify
- EBIAssignment
- CreateUEContext
- ReleaseUEContext
- RelocateUEContext
- CancelRelocateUEContext
- AMFStatusChangeSubscribe
- AMFStatusChangeUnsubscribe
- AMFStatusChangeNotify

## 5.2.2.2 UE Context Operations

### 5.2.2.2.1 UEContextTransfer

#### 5.2.2.2.1.1 General

The UEContextTransfer service operation is used during the following procedure:

- General Registration procedure (see 3GPP TS 23.502 [3], clause 4.2.2.2.2)
- Registration with Onboarding SNPN (see 3GPP TS 23.502 [3], clause 4.2.2.2.4)

The UEContextTransfer service operation is invoked by a NF Service Consumer, e.g. a target AMF, towards the AMF (acting as source AMF), when the target AMF receives a Registration Request with the UE's 5G-GUTI included and the serving AMF has changed since last registration, to retrieve the UE Context, e.g. the UE's SUPI and MM Context, in the source AMF.

The NF Service Consumer (e.g. the target AMF) shall retrieve the UE Context by invoking the "transfer" custom method on the URI of an "Individual ueContext" resource identified by UE's 5G-GUTI, see clause 6.1.3.2.4. See also Figure 5.2.2.2.1.1-1.

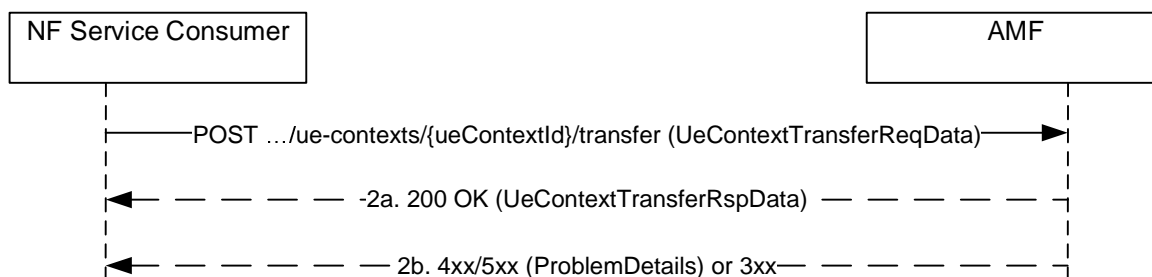


Figure 5.2.2.2.1.1-1 UE Context Transfer



1. The NF Service Consumer, e.g. target AMF, shall send a HTTP POST request to invoke "transfer" custom method on an "Individual ueContext" resource URI. The payload of the request shall be an object of "UeContextTransferReqData" data type.

If UE Context Transfer is triggered by UE initial registration, mobility registration, disaster roaming initial registration or disaster roaming mobility registration, the NF Service Consumer, e.g. target AMF, shall set the reason attribute to "INIT\_REG" or "MOBI\_REG" and include the integrity protected registration request message which triggers the UE context transfer in the payload.

2a. On success:

- if the reason attribute is "INIT\_REG" and integrity check is successful, the (source) AMF shall respond with the status code "200 OK". The payload of the response shall be an object of "UeContextTransferRspData" data type, containing:

case a) the representation of the requested UE Context as follows:

- without PDU Session Contexts associated to the access type indicated in the request by the NF Service Consumer (e.g. target AMF); and
- with PDU Session Contexts associated to the other access type, if the UE is registered for the other access type in the (source) AMF, unless the source AMF determines based on the PLMN ID of the (target) AMF that there is no possibility for relocating the N2 interface for non-3GPP access to the (target) AMF;

or

case b) the representation of the requested UE Context only containing the "supi" attribute, if the UE is registered in a different access type in the (source) AMF and the source AMF determines based on the PLMN ID of the (target) AMF that there is no possibility for relocating the N2 interface to the (target) AMF.

- If the reason attribute is "MOBI\_REG" and integrity check is successful, the (source) AMF shall respond with the status code "200 OK". The payload of the response shall be an object of "UeContextTransferRspData" data type, containing:
  - a) the representation of the complete UE Context including available MM and PDU Session Contexts; or
  - b) the representation of the requested UE Context including the available MM and PDU Session Contexts for the 3GPP access type, if the UE is registered for both 3GPP and non-3GPP accesses in the (source) AMF and the source AMF determines based on the PLMN ID of the (target) AMF that there is no possibility for relocating the N2 interface for non-3GPP access to the (target) AMF.

NOTE: The source AMF can determine that it is not possible to relocate the N2 interface to the target AMF when both AMFs pertain to different PLMNs.

The UE context shall contain trace control and configuration parameters, if signalling based trace has been activated (see 3GPP TS 32.422 [30]).

The NF Service Consumer, e.g. target AMF, starts tracing according to the received trace control and configuration parameters, if trace data is received in the UE context indicating that signalling based trace has been activated. Once the NF Service Consumer receives subscription data, trace requirements received from the UDM supersedes the trace requirements received from the AMF.

The UE context shall contain analytics subscription parameters, if the (source) AMF has created analytics subscription(s) towards NWDAF related to the UE (see clause 5.2.2.2.2 of 3GPP TS 23.502 [3]). The NF Service Consumer, e.g. target AMF, may take over the analytics subscription(s).

The UE context shall contain event subscriptions information in the following cases:

- a) Any NF Service Consumer has subscribed for UE specific event; and/or
- b) Any NF Service Consumer has subscribed for UE group specific events to which the UE belongs. In this case the event subscriptions provided in the UE context shall contain the event details applicable to this specific UE in the group (e.g. maxReports in options IE).

The NF Service Consumer, e.g. target AMF, shall:

- in case a) create event subscriptions for the UE specific events;
- in case b) create event subscriptions for the group Id if there are no existing event subscriptions for that group Id, subscription change notification URI (subsChangeNotifyUri) and the subscription change notification correlation Id (subsChangeNotifyCorrelationId). If there is already an existing event subscription for the group Id, and for the given subscription change notification URI (subsChangeNotifyUri) and subscription change notification correlation Id (subsChangeNotifyCorrelationId), then an event subscription shall not be created at the NF Service Consumer. The individual UE specific event details (e.g maxReports in options IE) within that group shall be taken into account.
- for both the cases, for each created event subscription, allocate a new subscription Id, if necessary (see clause 6.5.2 of 3GPP TS 29.500 [4]), and if allocated, send the new subscription Id to the notification endpoint for informing the subscription Id creation, along with the notification correlation Id for the subscription Id change. If the UEContextTransfer service operation is performed towards the old AMF as part of the EPS to 5GS mobility registration procedure using N26 interface (see clause 4.11.1.3.3 of 3GPP TS 23.502 [3]), the target AMF may also initiate event subscription synchronization procedure with UDM, as specified in clause 5.3.2.4.2, when both the target AMF and the UDM support the "ESSYNC" feature.

NOTE: Subscription Id can be reused if the mobility is between AMFs of same AMF Set.

If the UE context being transferred from the source AMF is the last UE context that belongs to a UE group Id related subscription, then the source AMF shall not delete the UE group Id related subscription until the expiry of that event subscription (see clause 5.3.2.2.2).

The source AMF shall not transfer those PDU sessions which are not supported by the target AMF, e.g. the MA-PDU sessions shall not be transferred if the target AMF does not support ATSSS.

The UE context shall contain SNPN Onboarding indication, if the UE is registered for onboarding in an SNPN as described in clause 4.2.2.2.4 of 3GPP TS 23.502 [3]. The NF Service Consumer, i.e. target AMF, may start an implementation specific timer to deregister the onboarding registered UE, i.e. if the received UE context contains SNPN Onboarding indication.2b. On failure or redirection, one of the HTTP status code listed in Table 6.1.3.2.4.4.2-2 shall be returned. For a 4xx/5xx response, the message body shall contain a ProblemDetails structure with the "cause" attribute set to one of the application errors listed in Table 6.1.3.2.4.4.2-2.

#### 5.2.2.2.1.2 Retrieve UE Context after successful UE authentication

When a successful UE authentication has been performed after a previous integrity check failure, the NF service consumer (e.g. the target AMF) shall retrieve the UE context by invoking "transfer" service operation on the URI of the "Individual ueContext" resource identified by UE's SUPI. The same requirements in clause 5.2.2.2.1.1 shall be applied with following modifications:

1. Same as step 1 of figure 5.2.2.2.1.1-1, with following differences:
  - The {ueContextId} in the URI shall be composed using UE's SUPI, and
  - The "reason" attribute in request body shall be set to "MOBI\_REG\_UE\_VALIDATED", and
  - The request body shall not include registration request message from UE.
2. Same as step 2a of figure 5.2.2.2.1.1-1, with following differences:
  - The (source) AMF shall skip integrity check and shall respond with the status code "200 OK "with the UE Context excluding SeafData and including available PDU Session Contexts

#### 5.2.2.2.2 RegistrationStatusUpdate

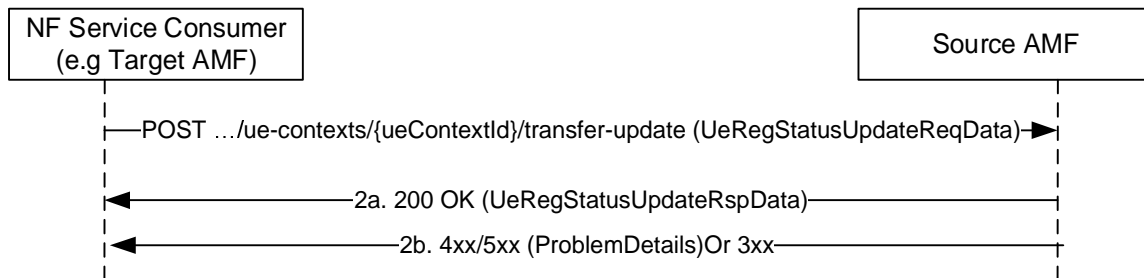
##### 5.2.2.2.2.1 General

The RegistrationStatusUpdate service operation is used during the following procedure:

- General Registration procedure (see 3GPP TS 23.502 [3], clause 4.2.2.2.2)
- Registration with AMF re-allocation procedure (see 3GPP TS 23.502 [3], clause 4.2.2.2.3)

The RegistrationStatusUpdate service operation is invoked by a NF Service Consumer, e.g. the target AMF, towards the NF Service Producer, i.e. the source AMF, to update the status of UE registration at the target AMF, thereby indicating the result of previous UE Context transfer for a given UE (see clause 5.2.2.2.1.1).

The target AMF shall update the NF Service Producer (i.e. source AMF) with the status of the UE registration at the target AMF due to a previous UE Context transfer. The NF Service Consumer (e.g. target AMF) shall use the HTTP method POST to invoke the "transfer-update" custom operation on the URI of an "Individual ueContext" resource, see clause 6.1.3.2.4. See also Figure 5.2.2.2.1-1.



**Figure 5.2.2.2.1-1 Registration Status Update**

1. The NF service consumer (e.g. target AMF), shall send a POST request to invoke the "transfer-update" custom operation on the URI of an "Individual ueContext" resource, to update the source AMF with the status of the UE registration at the target AMF. The UE's 5G-GUTI is included as the UE identity.

The request payload shall include the transferStatus attribute set to "TRANSFERRED" if the UE context transfer was completed successfully (including the case where only the supi was transferred to the target AMF during the UE context transfer procedure) or to "NOT\_TRANSFERRED" otherwise.

If any network slice(s) become no longer available and there are PDU Session(s) associated with them, the target AMF shall include these PDU session(s) in the toReleaseSessionList attribute in the payload. If the continuity of the PDU Session(s) cannot be supported between networks (e.g. SNPN-SNPN mobility, inter-PLMN mobility where no HR agreement exists), the target AMF shall include these PDU session(s) with release cause in the toReleaseSessionInfo attribute in the payload.

If the target AMF selects a new PCF for AM Policy and/or UE policy other than the one which was included in the ueContext by the old AMF, the target AMF shall set pcfReselectedInd to true.

NOTE: AMF selects the same PCF instance for AM policy and for UE policy, as described in clause 6.3.7.1, 3GPP TS 23.501 [2].

The NF service consumer shall include the smfChangeInfoList attribute including the UE's PDU Session ID(s) for which the I-SMF or V-SMF has been changed or removed, if any, with for each such PDU session, the related smfChangeIndication attribute set to "CHANGED" or "REMOVED", if the I-SMF or V-SMF is changed or removed respectively.

If the target AMF receives analytics subscription parameters from the source AMF, and one or more analytics subscription(s) are not taken over by the target AMF, the target AMF shall include these analytics subscription(s) in the analyticsNotUsedList IE. The source AMF may unsubscribe the analytics subscriptions included in analyticsNotUsedList IE for the UE.

Once the update is received, the source AMF shall:

- remove the individual ueContext resource and release any PDU session(s) in the toReleaseSessionList attribute, if the transferStatus attribute included in the POST request body is set to "TRANSFERRED" and if the source AMF transferred the complete UE Context including all MM contexts and PDU Session Contexts. The source AMF may choose to start a timer to supervise the release of the UE context resource and may keep the individual ueContext resource until the timer expires. If the pcfReselectedInd is set to true, the source AMF shall terminate the AM Policy Association and/or the UE Policy Association that the source AMF has to the old PCF.

- keep the UE context only including the MM context and PDU session(s) associated to the non-3GPP access, if the transferStatus attribute included in the POST request body is set to " TRANSFERRED" and if the source AMF did not transfer the MM context and PDU Session Contexts for the non-3GPP access type; the AMF shall release any PDU session(s) in the toReleaseSessionList attribute. The source AMF may choose to start a timer and keep the MM context and PDU session(s) associated to the 3GPP access until the timer expires.
  - keep the UE Context as if the context transfer procedure had not happened if the transferStatus attribute included in the POST request body is set to "NOT\_TRANSFERRED".
- 2a. On Success: The source AMF shall respond with the status code "200 OK" if the request is accepted. If the smfChangeInfoList attribute was received in the request, the source AMF shall release the SM context at the I-SMF or V-SMF only, for all the PDU sessions listed in the smfChangeInfoList attribute with the smfChangeIndication attribute set to "CHANGED" or "REMOVED".
- If some PDU sessions are not supported by the target AMF and thus not transferred to the target AMF, the source AMF shall release these PDU sessions after this step.
- 2b. On failure or redirection, one of the HTTP status code listed in Table 6.1.3.2.4.5.2-2 shall be returned. For a 4xx/5xx response, the message body shall contain a ProblemDetails structure with the "cause" attribute set to one of the application errors listed in Table 6.1.3.2.4.5.2-2, where applicable.

### 5.2.2.2.3 CreateUEContext

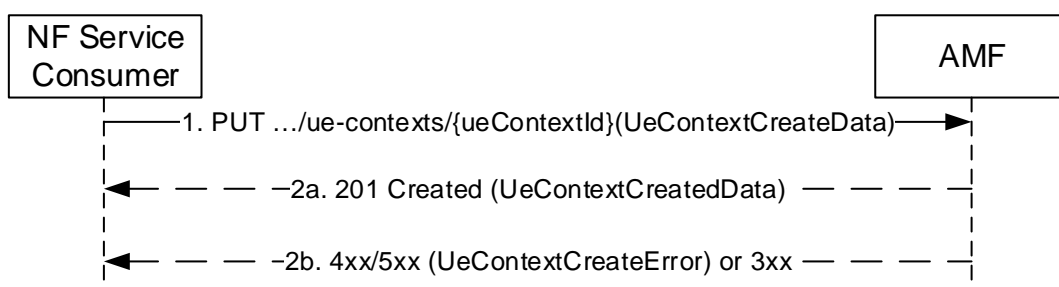
#### 5.2.2.2.3.1 General

The CreateUEContext service operation is used during the following procedure:

- Inter NG-RAN node N2 based handover (see 3GPP TS 23.502 [3], clause 4.9.1.3, and clause 4.23.7)

The CreateUEContext service operation is invoked by a NF Service Consumer, e.g. a source AMF, towards the AMF (acting as target AMF), when the source AMF can't serve the UE and selects the target AMF during the handover procedure, to create the UE Context in the target AMF.

The NF Service Consumer (e.g. the source AMF) shall create the UE Context by using the HTTP PUT method with the URI of the "Individual UeContext" resource (See clause 6.1.3.2.3.1). See also Figure 5.2.2.2.3.1-1.



**Figure 5.2.2.2.3.1-1 Create UE Context**

1. The NF Service Consumer, e.g. source AMF, shall send a PUT request, to create the ueContext in the target AMF. The payload body of the PUT request shall contain a UeContextCreateData structure, including a N2 Information Notification callback URI.

The UE context shall contain trace control and configuration parameters, if signalling based trace has been activated (see 3GPP TS 32.422 [30]).

For a UE supporting 5G-SRVCC, the NF Service Consumer (i.e. AMF) shall include the Mobile Station Classmark 2, STN-SR, C-MSISDN and Supported Codec List in the request, if available, as specified in 3GPP TS 23.502 [3].

The UE context shall contain analytics subscription parameters, if the (source) AMF has created analytics subscription(s) towards NWDAF related to the UE (see clause 5.2.2.2.11 of 3GPP TS 23.502 [3]). The NF service producer, e.g. target AMF, may take over the analytics subscription(s).

The UE context shall contain SNPN Onboarding indication and the target AMF shall support SNPN Onboarding, if the UE is registered for onboarding in an SNPN as described in clause 4.2.2.2.4 of 3GPP TS 23.502 [3].

- 2a. On success, the target AMF shall respond with the status code "201 Created" if the request is accepted, together with a HTTP Location header to provide the location of a newly created resource. The payload body of the PUT response shall contain the representation of the created UE Context. If the target AMF selects a new PCF for AM Policy other than the one which was included in the UeContext by the old AMF, the target AMF shall set `pcfReselectionInd` to true. If the `pcfReselectionInd` is set to true, the source AMF shall terminate the AM Policy Association to the old PCF.

The target AMF starts tracing according to the received trace control and configuration parameters, if trace data is received in the UE context indicating that signalling based trace has been activated. Once the AMF receives subscription data, trace requirements received from the UDM supersedes the trace requirements received from the NF Service Consumer.

If the target AMF receives analytics subscription parameters from the source AMF, and one or more analytics subscription(s) are not taken over by the target AMF, the target AMF shall include these analytics subscription(s) in the `analyticsNotUsedList` IE. The source AMF may unsubscribe the analytics subscriptions included in `analyticsNotUsedList` IE for the UE.

The UE context shall contain event subscriptions information in the following cases:

- a) Any NF Service Consumer has subscribed for UE specific event; and/or
- b) Any NF Service Consumer has subscribed for UE group specific events to which the UE belongs. In this case the event subscriptions provided in the UE context shall contain the event details applicable to this specific UE in the group (e.g. `maxReports` in options IE).

The target AMF shall:

- in case a) create event subscriptions for the UE specific events;
- in case b) create event subscriptions for the group Id if there are no existing event subscriptions for that group Id, subscription change notification URI (`subsChangeNotifyUri`) and the subscription change notification correlation Id (`subsChangeNotifyCorrelationId`). If there is already an existing event subscription for the group Id and for the given subscription change notification URI (`subsChangeNotifyUri`) and subscription Id change notification correlation Id (`subsChangeNotifyCorrelationId`), then an event subscription shall not be created at the target AMF. The individual UE specific event details (e.g. `maxReports` in options IE) within that group shall be taken into account.
- for both the cases, for each created event subscription, allocate a new subscription Id, if necessary (see clause 6.5.2 of 3GPP TS 29.500 [4]), and if allocated send the new subscription Id to the notification endpoint for informing the subscription Id creation, along with the notification correlation Id for the subscription Id change.

NOTE: Subscription Id can be reused if the mobility is between AMFs of same AMF Set.

If the UE context being transferred from the NF service consumer (e.g. source AMF) is the last UE context that belongs to a UE group Id related subscription, then the NF service consumer (e.g. source AMF) shall not delete the UE group Id related subscription until the expiry of that event subscription (see clause 5.3.2.2.2).

If the target AMF receives SNPN Onboarding indication from the source AMF, the target AMF may start an implementation specific timer to deregister the onboarding registered UE, i.e. if the received UE context contains SNPN Onboarding indication.

The source AMF shall: release those PDU sessions not supported by the target AMF and thus not transferred to the target AMF.

- 2b. On failure or redirection, one of the HTTP status code listed in Table 6.1.3.2.3.1-3 shall be returned. For a 4xx/5xx response, the message body shall contain a `UeContextCreateError` structure, including:

- a ProblemDetails structure with the "cause" attribute set to one of the application errors listed in Table 6.1.3.2.3.1-3. The cause in the error attribute shall be set to HANDOVER\_FAILURE, if all of the PDU sessions are failed, e.g. no response from the SMF within a maximum wait timer;
- NgAPCause, if available;
- N2 information carrying the Target to Source Failure Transparent Container, if this information has been received from the target NG-RAN and if the source AMF supports the NPN feature.

#### 5.2.2.2.4 ReleaseUEContext

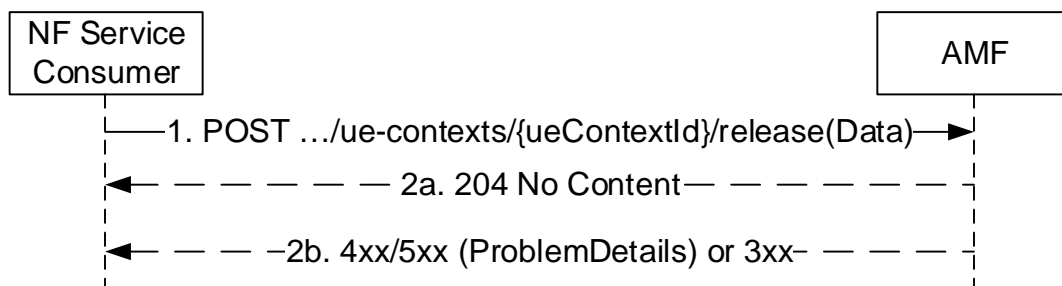
##### 5.2.2.2.4.1 General

The ReleaseUEContext service operation is used during the following procedure:

- Inter NG-RAN node N2 based handover, Cancel procedure (see 3GPP TS 23.502 [3], clause 4.9.1.4)

The ReleaseUEContext service operation is invoked by a NF Service Consumer, e.g. a source AMF, towards the AMF (acting as target AMF), when the source AMF receives the Handover Cancel from the 5G-AN during the handover procedure, to release the UE Context in the target AMF.

The NF Service Consumer (e.g. the source AMF) shall release the UE Context by using the HTTP "release" custom operation with the URI of the "Individual UeContext" resource (See clause 6.1.3.2.4.2). See also Figure 5.2.2.2.4.1-1.



**Figure 5.2.2.2.4.1-1 Release UE Context**

1. The NF Service Consumer, e.g. source AMF, shall send a POST request, to release the ueContext in the target AMF. The payload body of the POST request shall contain any data that needs to be passed to the target AMF.
- 2a. On success, the target AMF shall return "204 No Content" with an empty payload body in the POST response.
- 2b. On failure or redirection, one of the HTTP status code listed in Table 6.1.3.2.4.2.2-2 shall be returned. For a 4xx/5xx response, the message body shall contain a ProblemDetails structure with the "cause" attribute set to one of the application error listed in Table 6.1.3.2.4.2.2-2.

#### 5.2.2.2.5 RelocateUEContext

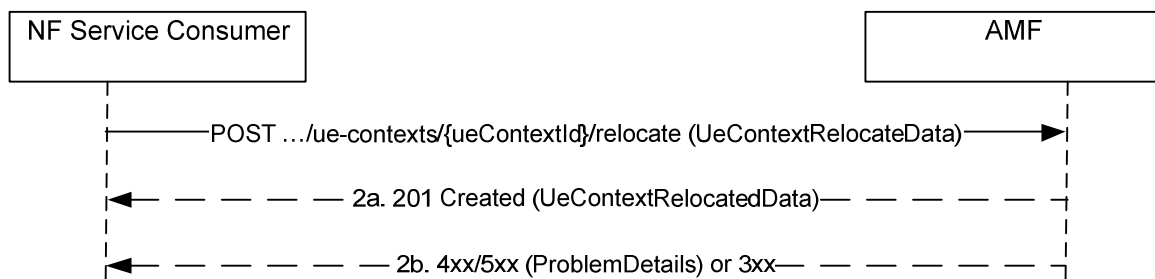
##### 5.2.2.2.5.1 General

The RelocateUEContext service operation is used during the following procedure:

- EPS to 5GS handover using N26 interface with AMF re-allocation (see 3GPP TS 23.502 [3], clause 4.11.1.2.2).

The RelocateUEContext service operation is invoked by a NF Service Consumer, e.g. an initial AMF, towards the AMF (acting as target AMF), during an EPS to 5GS handover with AMF re-allocation, to relocate the UE Context in the target AMF.

The NF Service Consumer (e.g. the initial AMF) shall relocate the UE Context in the target AMF by invoking the "relocate" custom method on the URI of an "Individual ueContext" resource (see clause 6.1.3.2.4). See also Figure 5.2.2.2.5.1-1.



**Figure 5.2.2.2.5.1-1 Relocate UE Context**

1. The NF Service Consumer, e.g. initial AMF, shall send a POST request to relocate the UE context in the target AMF. The payload body of the POST request shall contain a UeContextRelocateData structure.

The UE context shall contain trace control and configuration parameters, if signalling based trace has been activated (see 3GPP TS 32.422 [30]).

For an EPS to 5GS handover procedure, the NF Service Consumer shall carry per PDU session the S-NSSAI for serving PLMN, the MME Control Plane Address and the TEID in the request. If S-NSSAI for interworking is configured and used in initial AMF for the PDU session, the initial AMF shall also carry the configured S-NSSAI for interworking to the target AMF, as specified in clause 4.11.1.2.2 of 3GPP TS 23.502 [3]. In Home Routed roaming case, the S-NSSAI for serving PLMN is derived by the initial AMF based on the S-NSSAI for home PLMN retrieved from SMF+PGW-C, as specified in 3GPP TS 23.502 [3].

- 2a. On success, the target AMF shall respond with the status code "201 Created" if the request is accepted, together with a HTTP Location header to provide the location of the newly created resource. The payload body of the POST response shall contain the representation of the created UE Context.

The target AMF starts tracing according to the received trace control and configuration parameters, if trace data is received in the UE context indicating that signalling based trace has been activated. Once the AMF receives subscription data, trace requirements received from the UDM supersedes the trace requirements received from the NF Service Consumer.

- 2b. On failure to relocate the UE context or redirection, one of the HTTP status code listed in Table 6.1.3.2.4.6.2-2 shall be returned. For a 4xx/5xx response, the message body shall contain a ProblemDetails structure with the "cause" attribute set to one of the application errors listed in Table 6.1.3.2.4.6.2-2.

If the target RAN rejects the Handover Request, the target AMF shall send Forward Relocation Response message directly to the source MME over the N26 interface, carrying the appropriate cause value.

## 5.2.2.2.6 CancelRelocateUEContext

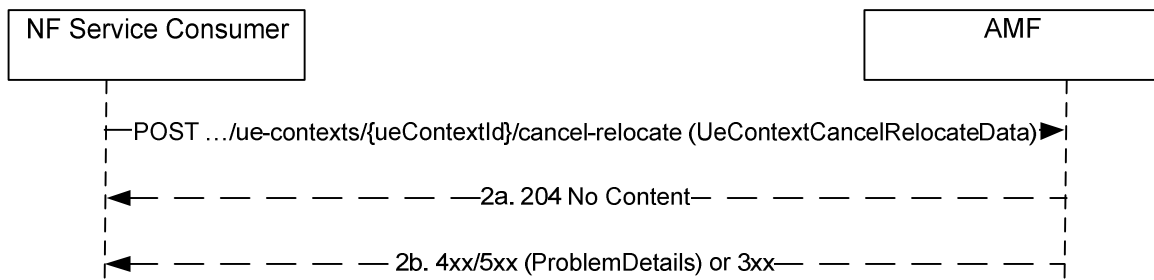
### 5.2.2.2.6.1 General

The CancelRelocateUEContext service operation is used during the following procedure:

- EPS to 5GS Handover with AMF re-allocation, Handover Cancel procedure (see 3GPP TS 23.502 [3], clause 4.11.1.2.3)

The CancelRelocateUEContext service operation is invoked by a NF Service Consumer (i.e. initial AMF), towards the AMF (acting as target AMF), when the initial AMF receives Forward Cancel Request from the source MME during EPS to 5GS Handover with AMF re-allocation procedure, to trigger the target AMF to release the UE Context.

The NF Service Consumer (i.e. the initial AMF) shall cancel the UE Context Relocation by using the HTTP "cancel-relocate" custom operation with the URI of the "Individual UeContext" resource (See clause 6.1.3.2.4.2). See also Figure 5.2.2.2.6.1-1.



**Figure 5.2.2.2.6.1-1 Cancel Relocate UE Context**

1. The NF Service Consumer, i.e. initial AMF, shall send a POST request, to release the ueContext in the target AMF. The payload body of the POST request shall contain the UeContextCancelRelocateData that needs to be passed to the target AMF.
- 2a. On success, the target AMF shall return "204 No Content" with an empty payload body in the POST response.
- 2b. On failure or redirection, one of the HTTP status code listed in Table 6.1.3.2.4.7.2-2 shall be returned. For a 4xx/5xx response, the message body shall contain a ProblemDetails structure with the "cause" attribute set to one of the application error listed in Table 6.1.3.2.4.7.2-2.

## 5.2.2.3 UE Specific N1N2 Message Operations

### 5.2.2.3.1 N1N2MessageTransfer

#### 5.2.2.3.1.1 General

The N1N2MessageTransfer service operation is used by a NF Service Consumer to transfer N1 and/or N2 information to the UE and/or 5G-AN through the AMF in the following procedures:

- Network triggered Service Request (see clause 4.2.3.3 of 3GPP TS 23.502 [3])
- PDU Session establishment (see clause 4.3.2 of 3GPP TS 23.502 [3])
- PDU Session modification (see clause 4.3.3 of 3GPP TS 23.502 [3])
- PDU Session release (see clause 4.3.4 of TS 3GPP 23.502 [3])
- Session continuity, service continuity and UP path management (see clause 4.3.5 of 3GPP TS 23.502 [3])
- Inter NG-RAN node N2 based handover (see clause 4.9.1.3 of 3GPP TS 23.502 [3])
- SMS over NAS procedures (see clause 4.13.3 of 3GPP TS 23.502 [3])
- UE assisted and UE based positioning procedure (see clause 6.11.1 of 3GPP TS 23.273 [42])
- Network assisted positioning procedure (see clause 6.11.2 of 3GPP TS 23.273 [42])
- LCS Event Report, Event Reporting in RRC INACTIVE state procedures, LCS Cancel Location and LCS Periodic-Triggered Invoke procedures (see clause 6.3 and clause 6.7 of 3GPP TS 23.273 [42])
- UE configuration update procedure for transparent UE policy delivery (see clause 4.2.4.3 of 3GPP TS 23.502 [3])
- UPF anchored Mobile Terminated Data Transport in Control Plane CIoT 5GS Optimisation (see clause 4.24.2 of 3GPP TS 23.502 [3])
- NEF Anchored Mobile Terminated Data Transport (see clause 4.25.5 of 3GPP TS 23.502 [3])
- System interworking procedures with EPC (see clause 4.3 in 3GPP TS 23.501 [2] and clause 4.11 in 3GPP TS 23.502 [3])
- SMF triggered N3 data transfer establishment procedure (see clause 4.2.10.2 of 3GPP TS 23.502 [3])



- 5G-RG requested PDU Session Establishment via W-5GAN (see clause 7.3.1 of 3GPP TS 23.316 [48])
- 5G-RG or Network requested PDU Session Modification via W-5GAN (see clause 7.3.2 of 3GPP TS 23.316 [48])
- 5G-RG or Network requested PDU Session Release via W-5GAN (see clause 7.3.3 of 3GPP TS 23.316 [48])
- FN-RG related PDU Session Establishment via W-5GAN (see clause 7.3.4 of 3GPP TS 23.316 [48])
- CN-initiated selective deactivation of UP connection of an existing PDU Session associated with W-5GAN Access (see clause 7.3.5 of 3GPP TS 23.316 [48])
- FN-RG or Network Requested PDU Session Modification via W-5GAN (see clause 7.3.6 of 3GPP TS 23.316 [48])
- FN-RG or Network Requested PDU Session Release via W-5GAN (see clause 7.3.7 of 3GPP TS 23.316 [48])
- Non-5G capable device behind 5G-CRG and FN-CRG requested PDU Session Establishment via W-5GAN (see clause 4.10a of 3GPP TS 23.316 [48])
- Non-5G capable device behind 5G-CRG and FN-CRG or Network Requested PDU Session Modification via W-5GAN (see clause 4.10a of 3GPP TS 23.316 [48])
- Non-5G capable device behind 5G-CRG and FN-CRG or Network Requested PDU Session Release via W-5GAN (see clause 4.10a of 3GPP TS 23.316 [48])
- Handover procedures between 3GPP access / 5GC and W-5GAN access (see clause 7.6.3 of 3GPP TS 23.316 [48])
- Handover from 3GPP access / EPS to W-5GAN / 5GC (see clause 7.6.4.1 of 3GPP TS 23.316 [48])
- Transfer UAV specific data via N1 SM (see clause 5.2.4.3 of 3GPP TS 23.256 [56])

NOTE: Though in 3GPP TS 23.502 [3] the procedure is called "UE configuration update procedure for transparent UE policy delivery", as per 3GPP TS 24.501 [11] clause 5.4.5.3.1, the network initiated NAS transport procedure is used.

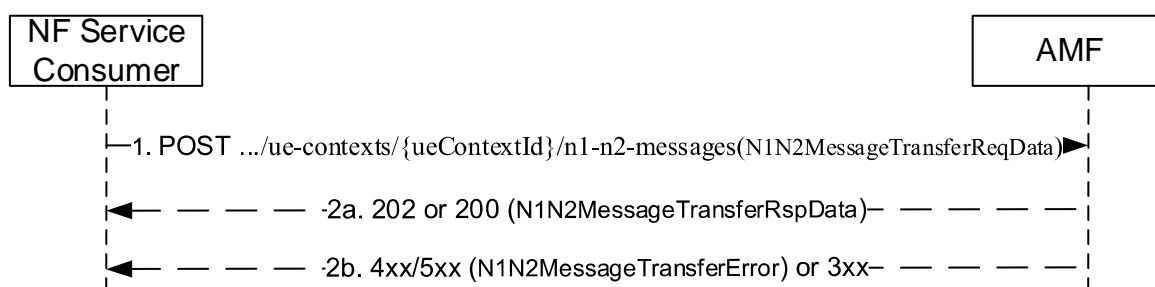
The NF Service Consumer shall invoke the service operation by using HTTP method POST, to request the AMF to transfer N1 and/or N2 information for a UE and/or 5G-AN, with the URI of "N1 N2 Messages Collection" resource (see clause 6.1.3.5.3.1).

The NF Service Consumer may include the following information in the HTTP Request message body:

- SUPI
- PDU Session ID or LCS Correlation ID depending on the N1/N2 message class to be transferred
- N2 SM Information (PDU Session ID, QoS profile, CN N3 Tunnel Info, S-NSSAI)
- N1 Message Container, including a N1 SM, LPP message, LCS message, SMS, UPDP message
- N2 Information Container, including N2 SM, NRPPa message, PWS or RAN related information
- Mobile Terminated Data (i.e. CIoT user data container)
- Allocation and Retention Priority (ARP)
- Paging Policy Indication
- 5QI
- Notification URL (used for receiving Paging Failure Indication)
- Last Message Indication

- NF Instance Identifier and optionally Service Instance Identifier of the NF Service Consumer (e.g. an LMF or SMF)
- N1 SM Skipping Indication
- Area of Validity for N2 SM Information
- A MA PDU Session Accepted indication, if a MA-PDU session is established;
- Extended Buffering Support Indication, if SMF determines that Extended Buffering applies during Network triggered Service Request Procedure (see clause 4.2.3.3 of 3GPP TS 23.502 [3]), UPF anchored Mobile Terminated Data Transport in Control Plane CIoT 5GS Optimisation procedure (see clause 4.24.2 of 3GPP TS 23.502 [3]) or NEF Anchored Mobile Terminated Data Transport (see clause 4.25.5 of 3GPP TS 23.502 [3]);
- Target Access type towards which the SMF requests to send N2 information and optionally N1 information, for a Multi-Access (MA) PDU session, or through which the LMF requests to transfer an LPP message to the UE.

During an intra-AMF handover between 3GPP and non-3GPP accesses, the SMF shall include the targetAccess IE set to the old access type in the HTTP Request message body, when releasing the N2 PDU session resources in the old access (see step 3 of Figure 4.9.2.1-1 and step 3 of Figure 4.9.2.2-1 of 3GPP TS 23.502 [3]).



**Figure 5.2.2.3.1.1-1 N1N2MessageTransfer for UE related signalling**

1. The NF Service Consumer shall send a POST request to transfer N1 and N2 information. The NF Service Consumer may include a N1N2MessageTransfer Notification URI to AMF in the request message.
- 2a. On success, i.e. if the request is accepted and the AMF is able to transfer the N1/N2 message to the UE and/or the AN, the AMF shall respond with a "200 OK" status code. The AMF shall set the cause IE in the N1N2MessageTransferRspData as "N1\_N2\_TRANSFER\_INITIATED" in this case.

The AMF shall respond with a "200 OK" status code and set the cause IE in the N1N2MessageTransferRspData to "N2\_MSG\_NOT\_TRANSFERRED", if the N1N2MessageTransfer request included an area of validity for the N2 SM Information, the UE is in CM-CONNECTED state and outside of the area of validity.

- 2b. On failure or redirection, one of the HTTP status code listed in Table 6.1.3.5.3.1-3 shall be returned. For a 4xx/5xx response, the message body shall contain a N1N2MessageTransferError structure, including:
  - a ProblemDetails structure with the "cause" attribute set to one of the application error listed in Table 6.1.3.5.3.1-3;

#### 5.2.2.3.1.2 Detailed behaviour of the AMF

When an NF service consumer is requesting to send N1 and/or N2 information and the UE is in CM-IDLE state for the access type for which the N1 and/or N2 information is related (called "associated access type" hereafter in this clause), the requirements specified in clause 5.2.2.3.1.1 shall apply with the following modifications:

**NOTE:** N1 and/or N2 Session Management information is related to the access type of the targeted PDU session for a single access PDU session, or to the Target Access received in the request for a MA PDU session; LCS related N2 (NRPPa) information is related to 3GPP access in this release of specification.

4xx and 5xx response cases shall also apply to UEs in CM-CONNECTED state, when applicable.

**2xx Response Cases:****Case A: When UE is CM-IDLE in 3GPP access and the associated access type is 3GPP access:**

- a) Same as step 2a of Figure 5.2.2.3.1.1-1, the AMF should respond with the status code "200 OK", if "skipInd" attribute is set to "true" in the request body, with a response body that carries the cause "N1\_MSG\_NOT\_TRANSFERRED".
- b) Same as step 2a of Figure 5.2.2.3.1.1-1, the AMF shall respond with the status code "202 Accepted", if the asynchronous type communication is invoked and hence the UE is not paged, update the UE context and store N1 and/or N2 information and initiate communication with the UE and/or 5G-AN when the UE becomes reachable. In this case the AMF shall provide the URI of the resource in the AMF in the "Location" header of the response, which contains information regarding the stored N1/N2 message. The AMF shall also provide a response body containing the cause, "WAITING\_FOR\_ASYNCHRONOUS\_TRANSFER" that represents the current status of the N1/N2 message transfer;
- c) Same as step 2a of Figure 5.2.2.3.1.1-1, the AMF shall respond with the status code "202 Accepted", if paging is issued when the UE is in CM-IDLE and reachable for 3GPP access, with a response body that carries a cause "ATTEMPTING\_TO\_REACH\_UE" as specified in clause 4.2.3.3 and 5.2.2.2.7 of 3GPP TS 23.502 [3].

**Case B: When UE is CM-IDLE in Non-3GPP access but CM-CONNECTED in 3GPP access and the associated access type is Non-3GPP access:**

- a) Same as step 2a of Figure 5.2.2.3.1.1-1, the AMF shall respond with the status code "200 OK" with cause "N1\_N2\_TRANSFER\_INITIATED" and initiate N1 NAS SM message transfer via 3GPP access, if the NF service consumer (i.e. SMF) requests to send only N1 NAS SM message without any associated N2 SM information, and the current access type related to the PDU session is Non-3GPP access and the UE is CM-CONNECTED in 3GPP access.
- b) Same as step 2a of Figure 5.2.2.3.1.1-1, the AMF shall respond with the status code "202 Accepted", if NAS Notification procedure is issued when the UE is in CM-CONNECTED in 3GPP access, with a response body that carries a cause "ATTEMPTING\_TO\_REACH\_UE" as specified in step 4c of clause 4.2.3.3 and 5.2.2.2.7 of 3GPP TS 23.502 [3].

**Case C: When UE is CM-IDLE in both Non-3GPP access and 3GPP access and the associated access type is Non-3GPP access:**

All the bullets specified in Case A are applicable.

The NF Service Consumer shall not send any further signalling for the UE if it receives a POST response body with a cause "ATTEMPTING\_TO\_REACH\_UE" unless it has higher priority signalling. In such a case the response shall include the "Location" header containing the URI of the resource created in the AMF, which holds the status of the N1/N2 message transfer, e.g. ".../n1-n2-messages/{n1N2MessageId}". The AMF shall:

- store the N1 and/or N2 information related to 3GPP access and, when the UE responds with a Service Request, shall initiate communication with the UE and/or 5G-AN using the stored N1 and/or N2 information;
- store the N1 NAS SM information related to Non-3GPP access if no N2 information was received and the AMF initiated paging towards the UE. Later when the UE responds with a Service Request, the AMF shall initiate communication with the UE using the stored N1 information via 3GPP access;

- inform the SMF which invoked the service operation, that the access type of the PDU Session can be changed from Non-3GPP access to 3GPP access as specified in clause 5.2.2.3.2.1 of 3GPP TS 29.502 [16], when the UE responds with a "List Of Allowed PDU Sessions" and the indicated non-3GPP PDU session of the N2 (and N1 if received) information is included in the list; or
- notify the NF which invoked the service operation, as specified in clause 5.2.2.3.2, if the Notification URI is provided, when the AMF determines that the paging or NAS Notification has failed or when the UE responds with a "List Of Allowed PDU Sessions" and the indicated Non-3GPP PDU session of the N2 (and N1 if received) information is not included in the list.

#### 4xx Response Cases:

- Same as step 2b of Figure 5.2.2.3.1.1-1, the AMF shall respond with status code "409 Conflict" in the following cases:
  - if the UE is in 3GPP access and there is already an ongoing paging procedure with higher or same priority, the AMF shall set the application error as "HIGHER\_PRIORITY\_REQUEST\_ONGOING" in the "cause" attribute of the ProblemDetails structure of the POST response body. The AMF may provide a retry timer value to the NF Service Consumer in order for the NF Service Consumer to retry the request after the expiry of the timer. When the retry timer is provided, the NF Service Consumer shall not initiate the downlink messaging until the timer expires. The AMF may also provide the ARP value of the QoS flow that has triggered the currently ongoing highest priority paging, so that the NF Service Consumer (e.g. SMF) knows that if any subsequent trigger initiating downlink messaging for a QoS flow with the same or lower priority happens.
  - if there is an ongoing registration procedure (see clause 4.2.3.3 of 3GPP TS 23.502 [3]) the AMF shall set the application error as "TEMPORARY\_REJECT\_REGISTRATION\_ONGOING" in the "cause" attribute of the ProblemDetails structure in the POST response body;
  - if this is a request to transfer a N2 PDU Session Resource Modify Request or a N2 PDU Session Resource Release Command to a 5G-AN and if the UE is in CM-IDLE state at the AMF for the Access Network Type associated to the PDU session (see clauses 4.3.3 and 4.3.4 of 3GPP TS 23.502 [3] and clause 5.3.2.1 of 3GPP TS 23.527 [33]), the AMF shall set the application error "UE\_IN\_CM\_IDLE\_STATE" in the "cause" attribute of the ProblemDetails structure in the POST response body.
  - if there is an ongoing Xn or N2 handover procedure (see clause 4.9.1.2.1 and 4.9.1.3.1 of 3GPP TS 23.502 [3]) the AMF shall set the application error as "TEMPORARY\_REJECT\_HANDOVER\_ONGOING" in the "cause" attribute of the ProblemDetails structure in the POST response body, if the AMF rejects the request due to the on-going handover.
  - if the RAT Type is NB-IoT, and the UE already has 2 PDU Sessions with active user plane resources, the AMF shall set the application error as "MAX\_ACTIVE\_SESSIONS\_EXCEEDED" in POST response body.
  - if Paging Restrictions information restricts the N1N2MessageTransfer request from causing paging (see clause 4.2.3.3 of 3GPP TS 23.502 [3]) the AMF shall set the application error as "REJECTION\_DUE\_TO\_PAGING\_RESTRICTION" in the "cause" attribute of the ProblemDetails structure in the POST response body.
- Same as step 2b of Figure 5.2.2.3.1.1-1, the AMF shall respond with the status code "403 Forbidden", if the UE is in a Non-Allowed Area and the service request is not for regulatory prioritized service. The AMF shall set the application error as "UE\_IN\_NON\_ALLOWED\_AREA" in POST response body.
- Same as step 2b of Figure 5.2.2.3.1.1-1, the AMF shall respond with the status code "403 Forbidden ", if the NF service consumer (e.g. an LMF) is requesting to send N1 LPP message to the UE and the UE has indicated that it does not support LPP in N1 mode during registration procedure (see clause 5.5.1.2.2 and 5.5.1.3.2 of 3GPP TS 24.501 [11]). The AMF shall set the application error to "UE\_WITHOUT\_N1\_LPP\_SUPPORT" in POST response body.
- Same as step 2b of Figure 5.2.2.3.1.1-1, the AMF shall respond with the status code "403 Forbidden", if the request body includes an nId IE indicating an SMF instance which is different from the stored SMF instance hosting the SM Context of the PDU session. The AMF shall set the application error to "INVALID\_SM\_CONTEXT" in POST response body. During procedures with SM Context relocation, e.g. UE

mobility procedures with I-SMF insertion/change/removal, the AMF shall allow N1N2MessageTransfer from both SMF instances holding the old and new SM Contexts.

The NF service consumer (i.e. the SMF) that receives this application error shall remove the SM Context for the PDU session and release the PDU session resource in (H-)SMF if available. The SMF shall not send a SMContextStatusNotification to the AMF for the PDU session release.

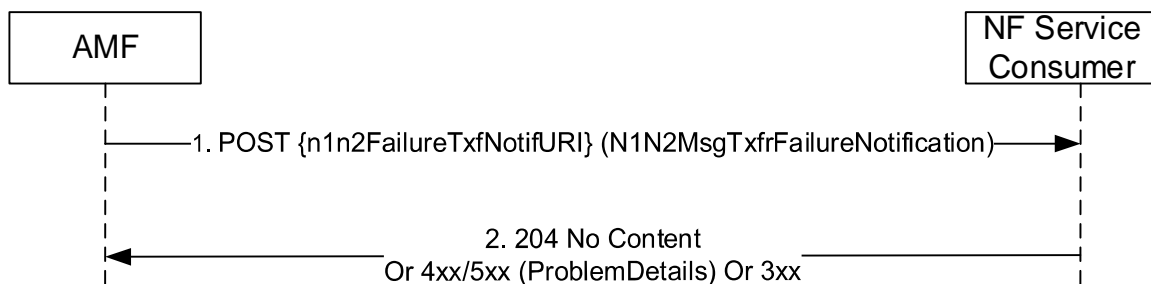
#### 5xx Response Cases:

- Same as step 2b of Figure 5.2.2.3.1.1-1, the AMF shall respond with the status code "504 Gateway Timeout", if the UE is currently unreachable (e.g., due to the UE in MICO mode, the UE using extended idle mode DRX or the UE is only registered over Non-3GPP access and its state is CM-IDLE). The AMF shall set the application error as "UE\_NOT\_REACHABLE" in POST response body. If Extended Buffering Support Indication is received in the request, the AMF shall include the Estimated Maximum Waiting time in the response body when the message is rejected due to the UE in MICO mode or the UE using extended idle mode DRX.

#### 5.2.2.3.2 N1N2Transfer Failure Notification

The AMF uses this notification to inform the NF service consumer that initiated an earlier

Namf\_Communication\_N1N2MessageTransfer, that the AMF failed to deliver the N1 and/or N2 message. The HTTP POST method shall be used on the notification callback URI provided by the NF service consumer as specified in clause 5.2.2.3.1.2.



**Figure 5.2.2.3.2-1 N1N2Transfer Failure Notification for UE related signalling**

1. If the NF service consumer had provided a notification URI (see clause 5.2.2.3.1.2), the AMF shall send a POST request to the NF Service Consumer on that Notification URI when the AMF determines that:
  - the paging or NAS Notification has failed;
  - the indicated non-3GPP PDU session is not allowed to move to 3GPP access;
  - the UE has rejected the page as defined in 3GPP TS 23.501 [2] clause 5.38.4;
  - the delivery of the N1 message fails, e.g. in case the UE is in RRC Inactive and NG-RAN paging was not successful or in case an Xn or N2 handover is being triggered at the NG-RAN

The AMF shall include the N1N2MessageTransfer request resource URI returned earlier in the N1N2MessageTransfer response if any (see clause 5.2.2.3.1.2), otherwise a dummy URI (see clause 6.1.6.2.30), in the POST request body. The AMF shall also include a N1/N2 message transfer cause information in the POST request body and set the value as specified in clause 6.1.5.6.3.1.

The NF Service Consumer shall delete any stored representation of the N1N2MessageTransfer request resource URI upon receiving this notification.

2. The NF Service Consumer shall send a response with "204 No Content" status code.

On failure or redirection, one of the HTTP status codes together with the response body listed Table 6.1.5.6.3.1-2 shall be returned.

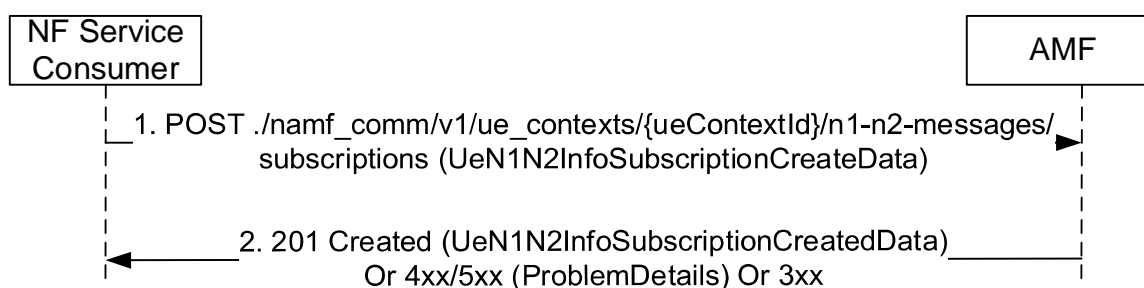
### 5.2.2.3.3 N1N2MessageSubscribe

#### 5.2.2.3.3.1 General

The N1N2MessageSubscribe service operation is used by a NF Service Consumer (e.g. PCF) to subscribe to the AMF for notifying N1 messages of a specific type (e.g. UPDP) or N2 information of a specific type. For the N1 message class UPDP, a PCF shall subscribe for the N1 message notification with the AMF to receive the N1 messages from UE that are related to UE Policy.

**NOTE:** Step 0 of clause 4.2.4.3 of 3GPP TS 23.502 [3] specifies that the PCF can split the UPDP transfer towards UE into multiple units. One UE specific callback URI is registered with the AMF by the PCF for the AMF to notify all UPDP message responses from the UE to the same callback URI. As a result, an explicit subscription per UE policy association is defined in stage 3 for this purpose.

An NF Service Consumer (e.g. PCF) may subscribe to notifications of specific N1 message type (e.g. LPP or UPDP) or N2 information type. In this case the NF Service Consumer shall subscribe by using the HTTP POST method with the URI of the "N1N2 Subscriptions Collection for Individual UE Contexts" resource (See clause 6.1.3.3). See also Figure 5.2.2.3.3.1-1.



**Figure 5.2.2.3.3.1-1 N1N2 Message Subscribe**

- The NF Service Consumer shall send a POST request to create a subscription resource in the AMF for a UE specific N1/N2 message notification. The payload body of the POST request shall contain:
  - N1 and/or N2 Message Type, identifying the type of N1 and/or N2 message to be notified
  - A callback URI for the notification
- If the request is accepted, the AMF shall include a HTTP Location header to provide the location of a newly created resource (subscription) together with the status code 201 indicating the requested resource is created in the response message.

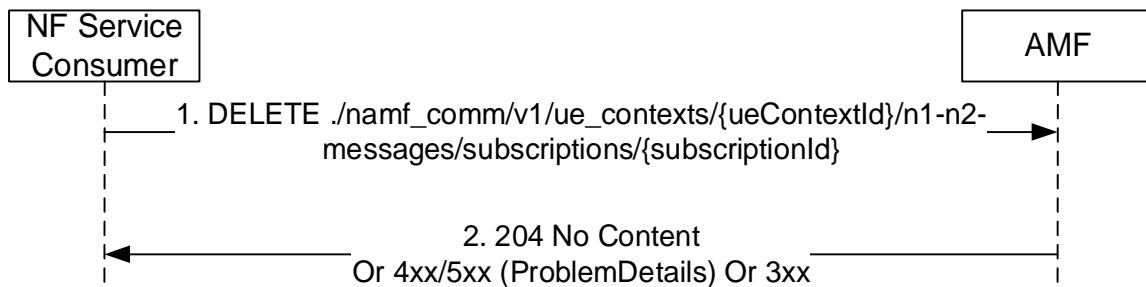
On failure or redirection, one of the HTTP status codes together with the response body listed Table 6.1.3.3.3.1-3 shall be returned.

### 5.2.2.3.4 N1N2MessageUnSubscribe

#### 5.2.2.3.4.1 General

The N1N2MessageUnSubscribe service operation is used by a NF Service Consumer (e.g. PCF) to unsubscribe to the AMF to stop notifying N1 messages of a specific type (e.g. LPP or UPDP).

The NF Service Consumer shall use the HTTP method DELETE with the URI of the "N1N2 Individual Subscription" resource (See clause 6.1.3.7.3.1), to request the deletion of the subscription for the N1 / N2 message towards the AMF. See also Figure 5.2.2.3.4.1-1.



**Figure 5.2.2.3.4.1-1 N1N2 Message UnSubscribe**

1. The NF Service Consumer shall send a DELETE request to delete an existing subscription resource in the AMF.
2. If the request is accepted, the AMF shall reply with the status code 204 indicating the resource identified by subscription ID is successfully deleted, in the response message.

On failure or redirection, one of the HTTP status codes together with the response body listed Table 6.1.3.4.3.1-3 shall be returned.

### 5.2.2.3.5 N1MessageNotify

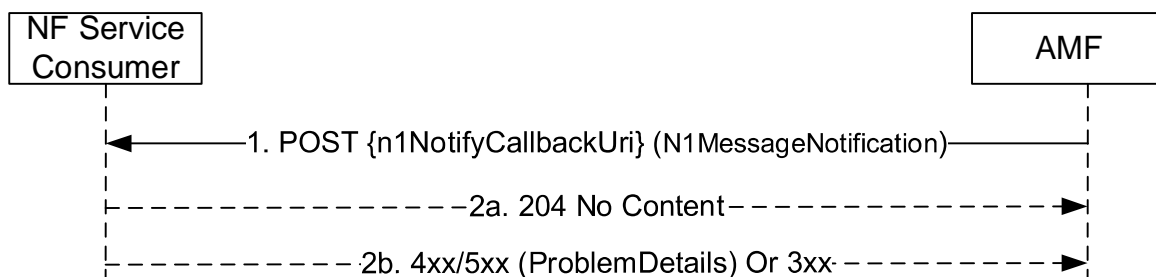
#### 5.2.2.3.5.1 General

The N1MessageNotify service operation is used by an AMF notifying the N1 message received from the UE to a destination CN NF, and it is used in the following procedures:

- Registration with AMF re-allocation (see clause 4.2.2.2.3 of 3GPP TS 23.502 [3])
- UE assisted and UE based positioning procedure (see clause 6.11.1 of 3GPP TS 23.273 [42])
- LCS Event Report, Event Reporting in RRC INACTIVE state procedures, LCS Cancel Location and LCS Periodic-Triggered Invoke procedures (see clause 6.3 and clause 6.7 of 3GPP TS 23.273 [42])
- UE configuration update procedure for transparent UE policy delivery (See clause 4.2.4.3 in 3GPP TS 23.502 [3])
- UE triggered policy provisioning procedure to request UE policies. (See clause 6.2.4 in 3GPP TS 23.287 [47] and clause 6.2.4 in 3GPP TS 23.304 [51])

NOTE: Though in 3GPP TS 23.502 [3] the procedure is called "UE configuration update procedure for transparent UE policy delivery", as per 3GPP TS 24.501 [11] clause 5.4.5.2.1, the UE initiated NAS transport procedure is used.

The AMF shall use HTTP POST method to the N1 Notification URI provided by the NF Service Consumer via N1N2MessageSubscribe service operation (See clause 5.2.2.3.3). See also figure 5.2.2.3.5.1-1.



**Figure 5.2.2.3.5.1-1 N1 Message Notify**

1. The AMF shall send a HTTP POST request to the N1 Notification URI, and the payload body of the POST request shall contain an N1MessageNotify data structure with the subscribed N1 message.
- 2a. On success, "204 No Content" shall be returned and the payload body of the POST response shall be empty.
- 2b. On failure or redirection, one of the HTTP status code listed in Table 6.1.5.4.3.1-3 shall be returned. The message body shall contain a ProblemDetails object with "cause" set to one of the corresponding application errors listed in Table 6.1.5.4.3.1-3.

#### 5.2.2.3.5.2 Using N1MessageNotify in the Registration with AMF Re-allocation Procedure

In the Registration with AMF re-allocation procedure, the N1MessageNotify service operation is invoked by a NF Service Producer, i.e. an Initial AMF, towards a NF Service Consumer, e.g. the target AMF, which is selected to serve the UE, by the initial AMF.

The requirements specified in clause 5.2.2.3.5.1 shall apply with the following modifications:

1. The initial AMF discovers the NF Service Consumer (e.g. the target AMF) from the NRF, and fetch N1 Notification URI from the default notification subscription registered with "N1\_MESSAGE" notification type and "5GMM" N1 message class (See Table 6.2.6.2.3-1 and Table 6.2.6.2.4-1 of 3GPP TS 29.510 [29]).

NOTE: The alternate AMF is expected to have registered a callback URI with the NRF.

2. Same as step 1 of Figure 5.2.2.3.5.1-1, the request payload shall include the following information in the HTTP POST Request message body:
  - RAN NGAP ID and initial AMF name (the information enabling (R)AN to identify the N2 terminating point);
  - RAN identity, e.g. RAN Node Id, RAN N2 IPv4/v6 address;
  - Information from RAN, e.g. User Location, RRC Establishment Cause and UE Context Request;
  - the N1 message, which shall be the complete Registration Request message in clear text if the UE has a valid NAS security context, or as the one contained in the NAS message container IE in the Security Mode Complete message as specified in clause 4.2.2.2.3 of 3GPP TS 23.502 [2];
  - the UE's SUPI and MM Context;
  - the Allowed NSSAI together with the corresponding NSI IDs (if network slicing is used and the initial AMF has obtained).

#### 5.2.2.3.5.3 Using N1MessageNotify in the UE Assisted and UE Based Positioning Procedure

In the UE assisted and UE based positioning procedure, the N1MessageNotify service operation is invoked by the AMF, towards the LMF, to notify the N1 UE positioning messages received from the UE.

The requirements specified in clause 5.2.2.3.5.1 shall apply with the following modifications:

1. If the corresponding N1 notification URI is not available, the AMF shall retrieve the NF profile of the NF Service Consumer (e.g. the LMF) from the NRF using the NF Instance Identifier received during corresponding N1N2MessageTransfer service operation (see clause 5.2.2.3.1), and further identify the corresponding service instance if Service Instance Identifier was also received, and fetch N1 Notification URI from the default notification subscription registered with "N1\_MESSAGE" notification type and "LPP" N1 message class (See Table 6.2.6.2.3-1 and Table 6.2.6.2.4-1 of 3GPP TS 29.510 [29]).
2. Same as step 1 of Figure 5.2.2.3.5.1-1, the request payload shall include the following information:
  - the N1 Uplink Positioning Message;
  - LCS correlation identifier.



#### 5.2.2.3.5.4 Using N1MessageNotify in the UE Configuration Update for transparent UE Policy delivery

In the UE Configuration Update for transparent UE Policy delivery procedure, the N1MessageNotify service operation is invoked by the AMF, towards the PCF which subscribed to be notified with UPDP messages received from the UE.

The requirements specified in clause 5.2.2.3.5.1 shall apply with the following modifications:

1. Same as step 1 of Figure 5.2.2.3.5.1-1. The request payload shall include the following information:
  - the UPDP message.

#### 5.2.2.3.5.5 Using N1MessageNotify in the LCS Event Report, Event Reporting in RRC INACTIVE state procedures, LCS Cancel Location and LCS Periodic-Triggered Invoke Procedures

In the LCS Event Report, Event Reporting in RRC INACTIVE state procedures, LCS Cancel Location and LCS Periodic-Triggered Invoke procedure, the N1MessageNotify service operation is invoked by the AMF, towards the LMF, to notify the N1 UE LCS messages received from the UE.

The requirements specified in clause 5.2.2.3.5.1 shall apply with the following modifications:

1. If the corresponding N1 notification URI is not available, the AMF shall retrieve the NF profile of the NF Service Consumer (e.g. the LMF) from the NRF using the NF Instance Identifier received during corresponding N1N2MessageTransfer service operation (see clause 5.2.2.3.1), and further identify the corresponding service instance if Service Instance Identifier was also received, and fetch N1 Notification URI from the default notification subscription registered with "N1\_MESSAGE" notification type and "LCS" N1 message class (See Table 6.2.6.2.3-1 and Table 6.2.6.2.4-1 of 3GPP TS 29.510 [29]).
2. Same as step 1 of Figure 5.2.2.3.5.1-1, the request payload shall include the following information:
  - the N1 Uplink LCS Message;
  - LCS correlation identifier;
  - indication of Control Plane CIoT 5GS Optimisation if Control Plane CIoT 5GS Optimisation is being used.and may include serving cell ID if it is available;

**NOTE:** For the EventReport message and UE initiated CancelDeferredLocation message, the AMF includes the deferred routing identifier received from UE in N1 UL NAS TRANSPORT message as LCS correlation identifier. The LCS correlation identifier can assist a serving LMF in identifying the periodic or triggered location session if the same LMF had assigned the deferred routing identifier or can indicate to the LMF that it is acting as a default LMF.

#### 5.2.2.3.5.6 Using N1MessageNotify in the UE triggered policy provisioning procedure to request UE policies

In the UE triggered policy provisioning procedure, the N1MessageNotify service operation is invoked by the AMF, towards the PCF which subscribed to be notified with UPDP messages received from the UE.

The requirements specified in clause 5.2.2.3.5.1 shall apply with the following modifications:

1. Same as step 1 of Figure 5.2.2.3.5.1-1. The request payload shall include the following information:
  - the UPDP message.

#### 5.2.2.3.6 N2InfoNotify

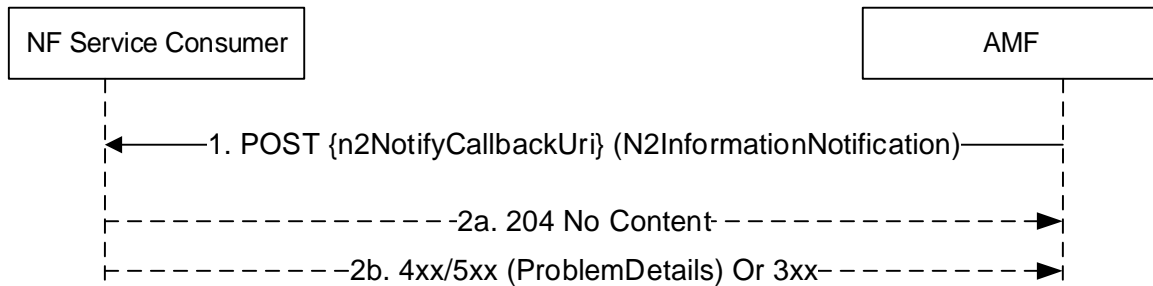
##### 5.2.2.3.6.1 General

The N2InfoNotify service operation is used during the following procedure:

- Inter NG-RAN node N2 based handover procedure (see 3GPP TS 23.502 [3], clauses 4.9.1.3.3, 4.9.1.3.3a and 4.23.7.3);
- Network assisted positioning procedure (see clause 6.11.2 of 3GPP TS 23.273 [42])
- AMF planned removal procedure with UDSF deployed (see clause 5.21.2.2.1 of 3GPP TS 23.501 [2]), to forward uplink N2 signalling to a different AMF.

The N2InfoNotify service operation is invoked by AMF, to notify a NF Service Consumer that subscribed N2 information has been received from access network.

The AMF shall use HTTP POST method to the N2Info Notification URI provided by the NF Service Consumer via N1N2MessageSubscribe service operation (See clause 5.2.2.3.3). See also figure 5.2.2.3.6.1-1.

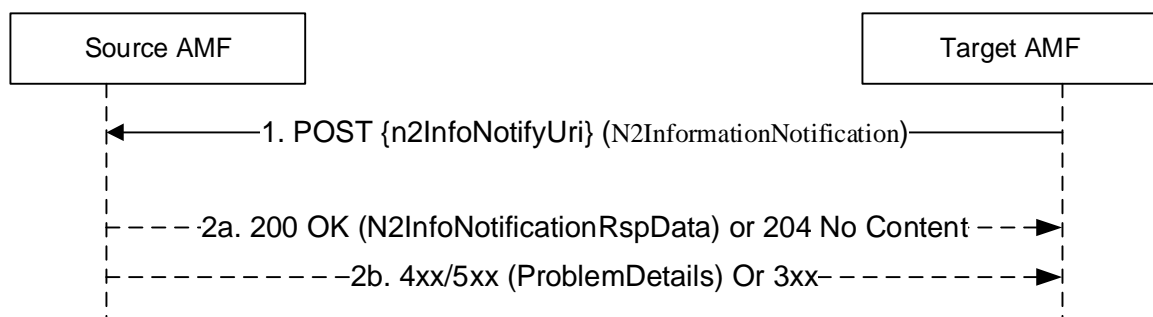


**Figure 5.2.2.3.6.1-1 N2 Information Notify**

1. The AMF shall send a HTTP POST request to the n2NotifyCallbackUri, and the payload body of the POST request shall contain a N2InformationNotification data structure, containing the N2 information that was subscribed by the NF Service Consumer.
- 2a. On success, "204 No Content" shall be returned and the payload body of the POST response shall be empty.
- 2b. On failure or redirection, one of the HTTP status code listed in Table 6.1.5.5.3.1-3 shall be returned. The message body shall contain a ProblemDetails object with "cause" set to one of the corresponding application errors listed in Table 6.1.5.5.3.1-3.

**5.2.2.3.6.2 Using N2InfoNotify during Inter NG-RAN node N2 based handover procedure**

The N2InfoNotify service operation is invoked by a NF Service Producer, e.g. the target AMF, towards the NF Service Consumer, i.e. the source AMF, to notify that the handover procedure has been successful in the target side, for a given UE.



**Figure 5.2.2.3.6.2-1 N2 Information Notify during N2 Handover execution**

The requirements specified in clause 5.2.2.3.6.1 shall apply with the following modifications:

0. During an inter AMF handover procedure, the source AMF, acting as a NF Service Consumer, when invoking the CreateUEContext service operation (see clause 5.2.2.2.3), shall include a N2Info Notification URI to the target AMF in the HTTP request message.
1. Same as step 1 of Figure 5.2.2.3.6.1-1, the request payload shall contain the following information:
  - notification payload (see clause 6.1.5.5) without the "n2InfoContainer" attribute;
  - the "notifyReason" attribute set to "HANDOVER\_COMPLETED";
  - the "smfChangeInfoList" attribute including the UE's PDU Session ID(s) for which the I-SMF or V-SMF has been changed or removed, if any, with for each such PDU session, the related "smfChangeIndication" attribute set to "CHANGED" or "REMOVED", if the I-SMF or the V-SMF is changed or removed respectively.
  - the "notifySourceNgRan" attribute set to "true" during an Inter NG-RAN node N2 based DAPS handover procedure, if the target AMF receives this indication in the Handover Notify from the target NG-RAN node (see clause 4.9.1.3.3a of 3GPP TS 23.502 [3]).

If any network slice(s) become no longer available and there are PDU Session(s) associated with them, the target AMF shall include these PDU session(s) in the toReleaseSessionList attribute in the payload. The n2NotifySubscriptionId included in the notification payload shall be the UE context Id.

2. Same as Step 2a of Figure 5.2.2.3.6.1-1, with the following additions/modifications:
  - the source AMF shall release the PDU Session(s) listed in the toReleaseSessionList attribute in the payload;
  - if the smfChangeInfoList attribute was received in the request, the source AMF shall release the SM Context at the I-SMF or V-SMF only, for all the PDU sessions listed in the smfChangeInfoList attribute with the smfChangeIndication attribute set to "CHANGED" or "REMOVED";
  - the source AMF shall remove the individual ueContext resource. The source AMF may choose to start a timer to supervise the release of the UE context resource and may keep the individual ueContext resource until the timer expires;
  - if Secondary RAT usage data have been received from the source NG-RAN and buffered at the source AMF for one or more PDU sessions as specified in step 2a0 of clause 4.9.1.3.3 of 3GPP TS 23.502 [3], the source AMF shall send a 200 OK response with the Secondary RAT usage data included in the response payload for one or more PDU sessions.
  - if the "notifySourceNgRan" attribute was set to "true" in the request, the source AMF shall send a HANDOVER SUCCESS to the source NG-RAN (see clause 4.9.1.3.3a of 3GPP TS 23.502 [3]).

NOTE: This notification is due to an implicit subscription and hence no explicit subscription Id is created. UE context Id is included as the notification subscription Id for the NF Service Consumer (e.g. Source AMF) to co-relate the notification to an earlier initiated UE context creation during a handover procedure.

### 5.2.2.3.6.3 Using N2InfoNotify during Location Services procedures

The N2InfoNotify service operation is invoked by a NF Service Producer, i.e. the AMF, towards the NF Service Consumer, e.g. the LMF, to notify the positioning parameters received from the 5G-AN in the NRPPa message.

The requirements specified in clause 5.2.2.3.6.1 shall apply with the following modifications:

1. If the corresponding N2 notification URI is not available, the AMF shall retrieve the NF profile of the NF Service Consumer (e.g. the LMF) from the NRF using the NF Instance Identifier received during corresponding N1N2MessageTransfer service operation (see clause 5.2.2.3.1), and further identify the corresponding service instance if Service Instance Identifier was also received, and fetch N2 Notification URI from the default subscription registered with "N2\_INFORMATION" notification type and "NRPPa" N2 information class (See Table 6.2.6.2.3-1 and Table 6.2.6.2.4-1 of 3GPP TS 29.510 [29]).
2. Same as step 1 of Figure 5.2.2.3.6.1-1, the request payload shall contain N2 information of type NRPPa and LCS correlation identifier.

#### 5.2.2.3.6.4 Using N2InfoNotify during AMF planned removal procedure with UDSF deployed procedure

In the AMF planned removal procedure with UDSF deployed (see clause 5.21.2.2.1 of 3GPP TS 23.501 [2]), the N2InfoNotify service operation is invoked by a NF Service Producer, i.e. an initial AMF, towards the NF Service Consumer, i.e. the target AMF, to forward uplink N2 signalling to the target AMF.

The requirements specified in clause 5.2.2.3.6.1 shall apply with the following modifications:

1. If the N2 notification URI is not available, the initial AMF shall discover the NF Service Consumer (i.e. the target AMF) from the NRF, and fetch the N2 Notification URI from the default notification subscription registered with "N2\_INFORMATION" notification type and "RAN" N2 message class (See Table 6.2.6.2.3-1 and Table 6.2.6.2.4-1 of 3GPP TS 29.510 [29]).

NOTE: The target AMF is expected to have registered a callback URI with the NRF.

2. Same as step 1 of Figure 5.2.2.3.6.1-1, the request payload shall contain the following information in the HTTP POST Request message body:
  - N2 information of type "RAN";
  - N2 message;
  - initial AMF name;
  - RAN identity, e.g. RAN Node Id, RAN N2 IPv4/v6 address.

### 5.2.2.4 Non-UE N2 Message Operations

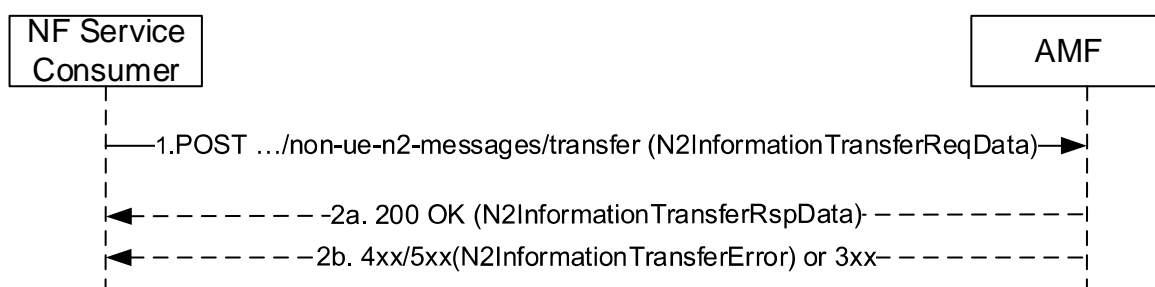
#### 5.2.2.4.1 NonUeN2MessageTransfer

##### 5.2.2.4.1.1 General

The NonUeN2MessageTransfer service operation is used by a NF Service Consumer to transfer N2 information to the 5G-AN through the AMF in the following procedures:

- Obtaining non-UE associated network assistance data (See clause 4.13.5.6 in 3GPP TS 23.502 [3]);
- Warning Request Transfer procedures (See clause 9A in 3GPP TS 23.041 [20]);
- Configuration Transfer procedure (see clause 5.26 of 3GPP TS 23.501 [2])
- RIM Information Transfer procedures (see clause 8.16 of 3GPP TS 38.413 [12]).
- Broadcast of Assistance Data by an LMF (see clause 6.14.1 of 3GPP TS 23.273 [42]).

The NF Service Consumer shall invoke the service operation by sending POST to the URI of the "transfer" customer operation on the "Non UE N2Messages Collection" resource (See clause 6.1.3.8.4.2) on the AMF. See also figure 5.2.2.4.1.1-1.



**Figure 5.2.2.4.1.1-1 Non-UE N2 Message Transfer**

1. The NF Service Consumer shall invoke the custom operation for non UE associated N2 message transfer by sending a HTTP POST request, and the request body shall carry the N2 information to be transferred.

- 2a. On success, AMF shall respond a "200 OK" status code with N2InformationTransferRespData data structure.
- 2b. On failure or redirection, one of the HTTP status code listed in Table 6.1.3.8.4.2.2 shall be returned with the message body containing a N2InformationTransferError structure, including a ProblemDetails attribute with the "cause" attribute set to one of the application errors listed in Table 6.1.3.8.4.2.2-2.

#### 5.2.2.4.1.2 Obtaining Non UE Associated Network Assistance Data Procedure

The NonUeN2MessageTransfer service operation shall be invoked by a NF Service Consumer, e.g. LMF to transfer non UE associated N2 information of N2 information class NRPPa to NG-RAN for obtaining the network assistance data.

The requirements specified in clause 5.2.2.4.1.1 shall apply with the following modifications:

1. Same as step 1 of Figure 5.2.2.4.1.1-1, the POST request body shall carry the N2 information to be transferred together with the NG RAN node identifier(s) to which the transfer needs to be initiated. The POST request body shall also include the NF Instance Identifier of the NF Service Consumer (e.g. LMF) in "nfId" attribute.

#### 5.2.2.4.1.3 Warning Request Transfer Procedure

The NonUeN2MessageTransfer service operation shall be invoked by the NF Service Consumer, e.g. CBCF/PWS-IWF, to send non-UE specific messages of N2 information class PWS to the NG-RAN.

The requirements specified in clause 5.2.2.4.1.1 shall apply with the following modifications:

1. Same as step 1 of Figure 5.2.2.4.1.1-1, the request body shall include the N2 Message Container and:
  - the globalRanNodeList IE, or;
  - the taiList IE and the ratSelector IE, or;
  - the ratSelector IE.

The AMF shall forward the N2 Message Container to ng-eNBs or to gNBs indicated in the globalRanNodeList IE if present. If the globalRanNodeList IE is not present, the AMF shall forward the N2 Message Container to ng-eNBs or to gNBs, subject to the value of the ratSelector IE, that serve Tracking Areas as listed in the taiList IE if present. If the taiList IE and the globalRanNodeList IE are not present, the AMF shall forward the N2 Message Container to all attached ng-eNBs or all attached gNBs, subject to the value of the ratSelector IE.

NOTE: The *globalRanNodeList* IE can be present when transferring WRITE-REPLACE WARNING REQUEST. When present, the *globalRanNodeList* IE only contains RAN nodes of the same type, i.e. only ng-eNBs or only gNBs.

The request body may additionally include the *omcId* IE and/or the *sendRanResponse* IE.

- 2a. Same as step 2a of Figure 5.2.2.4.1.1-1, and the POST response body shall contain the mandatory elements from the Write-Replace-Warning Confirm response (see clause 9.2.17 in TS 23.041 [20]) or the mandatory elements and optionally the *unknown TAI List* IE from the Stop-Warning Confirm response (see clause 9.2.19 in TS 23.041 [20]).
- 2b. Same as step 2b of Figure 5.2.2.4.1.1-1, and the POST response body shall contain following additional information:
  - PWS specific information, if any, e.g. PWS Cause information.

#### 5.2.2.4.1.4 Configuration Transfer Procedure

The NonUeN2MessageTransfer service operation shall be invoked by the NF Service Consumer (i.e. source AMF) towards the NF Service Producer (i.e. target AMF) to transfer the RAN configuration information received from the source NG-RAN towards the target NG-RAN.

The requirements specified in clause 5.2.2.4.1.1 shall apply with the following modifications:

1. Same as step 1 of Figure 5.2.2.4.1.1-1. The POST request body shall contain the SON Configuration Transfer IE received from the source NG-RAN, the NG RAN node identifier of the destination of this configuration information, and the N2 information class "RAN".

The target AMF shall forward the SON Configuration Transfer IE in a NGAP Downlink RAN Configuration Transfer message to the target NG-RAN.

#### 5.2.2.4.1.5 RIM Information Transfer Procedures

The NonUeN2MessageTransfer service operation shall be invoked by the NF Service Consumer (i.e. source AMF) towards the NF Service Producer (i.e. target AMF) to transfer the RIM information received from the source NG-RAN towards the target NG-RAN.

The requirements specified in clause 5.2.2.4.1.1 shall apply with the following modifications:

1. Same as step 1 of Figure 5.2.2.4.1.1-1. The POST request body shall contain the RIM Information Transfer IE received from the source NG-RAN, the NG RAN node identifier of the destination of this configuration information, and the N2 information class "RAN".

The target AMF shall forward the RIM Information Transfer IE in a NGAP Downlink RIM Information Transfer message to the target NG-RAN.

#### 5.2.2.4.1.6 Broadcast of Assistance Data by an LMF

The NonUeN2MessageTransfer service operation shall be invoked by a NF Service Consumer, e.g. LMF to transfer non UE associated N2 information of N2 information class NRPPa to NG-RAN for sending assistance information broadcasting.

The requirements specified in clause 5.2.2.4.1.1 shall apply with the following modifications:

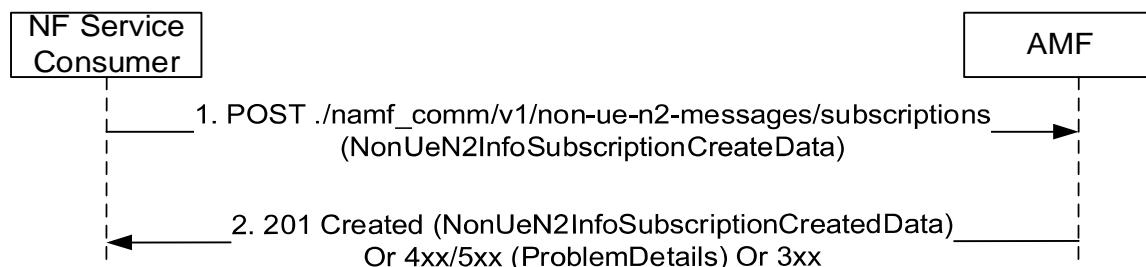
1. Same as step 1 of Figure 5.2.2.4.1.1-1, the POST request body shall contain NRPPa-PDU IE carrying Network Assistance Data generated by LMF to be transferred together with the target NG RAN node identifier(s) to which the transfer needs to be initiated. The POST request body shall also include the NF Instance Identifier of the NF Service Consumer (e.g. LMF) in "nfId" attribute.

### 5.2.2.4.2 NonUeN2InfoSubscribe

#### 5.2.2.4.2.1 General

The NonUeN2InfoSubscribe service operation is used by a NF Service Consumer (e.g. CBCF or PWS-IWF) to subscribe to the AMF for notifying non UE specific N2 information of a specific type (e.g. PWS Indications).

An NF Service Consumer (e.g. CBCF or PWS-IWF) may subscribe to notifications of specific N2 information type (e.g. PWS Indications) that are not associated with any UE. In this case, the NF Service Consumer shall subscribe by using the HTTP POST method with the URI of the "Non UE N2Messages Subscriptions Collection" resource (See clause 6.1.3.9.3.1). See also Figure 5.2.2.4.2.1-1.



**Figure 5.2.2.4.2.1-1 N2 Information Subscription for Non UE Information**

1. The NF Service Consumer shall send a POST request to create a subscription resource in the AMF for a non UE specific N2 information notification. The payload body of the POST request shall contain:
  - N2 Information Type, identifying the type of N2 information to be notified

- A callback URI for the notification
2. If the request is accepted, the AMF shall include a HTTP Location header to provide the location of a newly created resource (subscription) together with the status code 201 indicating the requested resource is created in the response message.

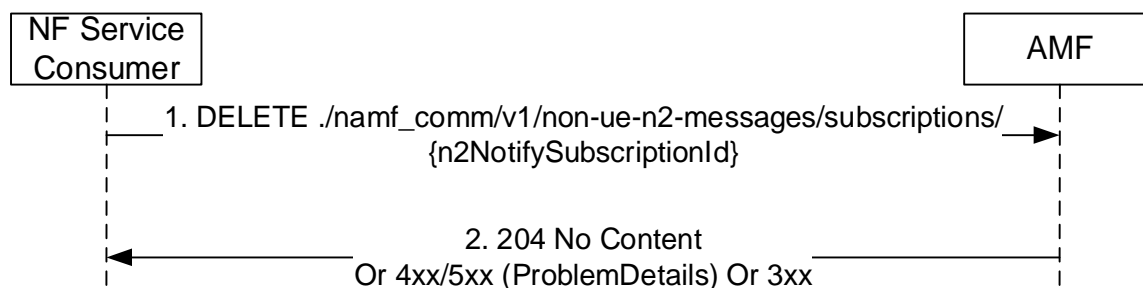
On failure or redirection, one of the HTTP status codes together with the response body listed Table 6.1.3.9.3.1-3 shall be returned.

### 5.2.2.4.3 NonUeN2InfoUnSubscribe

#### 5.2.2.4.3.1 General

The NonUeN2InfoUnSubscribe service operation is used by a NF Service Consumer (e.g. CBCF or PWS-IWF) to unsubscribe to the AMF to stop notifying N2 information of a specific type (e.g. PWS Indications).

The NF Service Consumer shall use the HTTP method DELETE with the URI of the "Non UE N2 Message Notification Individual Subscription" resource (See clause 6.1.3.10.3.1), to request the deletion of the subscription for non UE specific N2 information notification, towards the AMF. See also Figure 5.2.2.4.3.1-1.



**Figure 5.2.2.4.3.1-1 NonUeN2InfoUnSubscribe for Non UE Specific Information**

1. The NF Service Consumer shall send a DELETE request to delete an existing subscription resource in the AMF.
2. If the request is accepted, the AMF shall reply with the status code 204 indicating the resource identified by subscription ID is successfully deleted, in the response message.

On failure or redirection, one of the HTTP status codes together with the response body listed Table 6.1.3.10.3.1-3 shall be returned.

### 5.2.2.4.4 NonUeN2InfoNotify

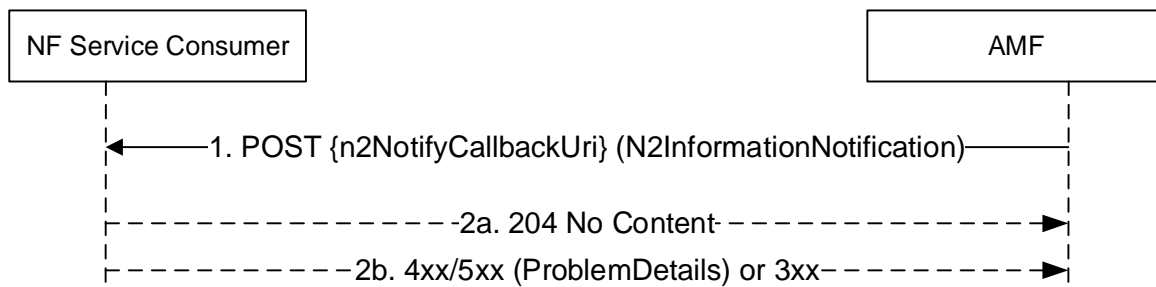
#### 5.2.2.4.4.1 General

The NonUeN2InfoNotify service operation is used during the following procedures:

- Obtaining non-UE associated network assistance data (See clause 4.13.5.6 in 3GPP TS 23.502 [3])
- Receiving PWS related events from the NG-RAN
- Broadcast of Assistance Data by an LMF (see clause 6.14.1 of 3GPP TS 23.273 [42]).

The NonUeN2InfoNotify service operation is invoked by the AMF to notify a NF Service Consumer that subscribed Non-UE N2 information has been received from the 5G-AN.

The AMF shall use HTTP POST method to the N2Info Notification URI provided by the NF Service Consumer via NonUeN2InfoSubscribe service operation (See clause 5.2.2.4.2). See also Figure 5.2.2.4.4.1-1.



**Figure 5.2.2.4.4.1-1 Non-UE N2 Information Notify**

1. The AMF shall send a HTTP POST request to the N2Info Notification URI, and the payload body of the POST request shall contain a N2INformationNotification data structure, with the N2 information that was subscribed by the NF Service Consumer.
- 2a. On success, "204 No Content" shall be returned and the payload body of the POST response shall be empty.
- 2b. On failure or redirection, one of the HTTP status code listed in Table 6.1.5.3.3.1-3 shall be returned. The message body shall contain a ProblemDetails object with "cause" set to one of the corresponding application errors listed in Table 6.1.5.3.3.1-3.

#### 5.2.2.4.4.2 Using NonUeN2InfoNotify during Location Services procedures

The NonUeN2InfoNotify service operation is invoked by a NF Service Producer, i.e. the AMF, towards the NF Service Consumer, e.g. the LMF, to notify the assistance data received from the 5G-AN.

The requirements specified in clause 5.2.2.4.4.1 shall apply with the following modifications:

1. If the corresponding N2 notification URI is not available, the AMF shall retrieve the NF profile of the NF Service Consumer (e.g. the LMF) from the NRF using the NF Instance Identifier received during "Obtaining Non UE Associated Network Assistance Data Procedure" or "Broadcast of Assistance Data by an LMF Procedure" (see clause 5.2.2.4.1.2), and further identify the corresponding service instance if Service Instance Identifier was also received, and fetch N2 Notification URI from the default subscription registered with "N2\_INFORMATION" notification type and "NRPPa" information class (See Table 6.2.6.2.3-1 and Table 6.2.6.2.4-1 of 3GPP TS 29.510 [29]).
2. Same as step 1 of Figure 5.2.2.4.4.1-1, the payload shall contain network assistance data.

#### 5.2.2.4.4.3 Use of NonUeN2InfoNotify for PWS related events

The NonUeN2InfoNotify service operation shall be used during the following PWS related events:

- 1) The AMF has received a Write-Replace-Warning-Response or a PWS-Cancel-Response from the NG-RAN over N2.

Upon receiving the N2 Message Content the RAN Nodes return a response which may include the *Broadcast Completed Area List* IE or the *Broadcast Cancelled Area List* IE, depending on the *Message Type* IE. The AMF may aggregate the lists it receives from the RAN Nodes for the same request.

If the *Send-Write-Replace-Warning Indication* IE was present in the Write-Replace-Warning Request message, then the AMF may forward the *Broadcast Completed Area List* IE(s) to the NF Service Consumer. If the NG-RAN node(s) have responded without the *Broadcast Completed Area List* IE then the AMF shall include the NG-RAN node ID(s) in "bcEmptyAreaList" attribute in the request body.

If the *Send-Stop-Warning Indication* IE was present in the Stop-Warning-Request message, then the AMF may forward the *Broadcast Cancelled Area List* IE(s) to the NF Service Consumer. If the NG-RAN node(s) have responded without the *Broadcast Cancelled Area List* IE then the AMF shall include the NG-RAN node ID(s) in "bcEmptyAreaList" attribute in the request body.



- 2) The AMF has received a Restart Indication or a Failure Indication from a NG-RAN Node. The AMF shall forward the Restart Indication or Failure Indication to the NF Service Consumer.

The requirements specified in clause 5.2.2.4.4.1 shall apply with the following modifications:

- Same as step 1 of Figure 5.2.2.4.4.1-1, the request body shall include the PWS related N2 information.

## 5.2.2.5 AMF Status Change Operations

### 5.2.2.5.1 AMFStatusChangeSubscribe

#### 5.2.2.5.1.1 General

This service operation is used by a NF Service Consumer to subscribe the status change of the AMF.

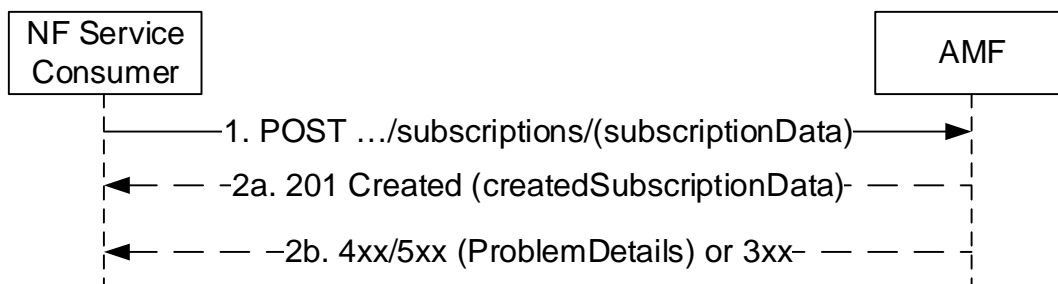
The AMFStatusChangeSubscribe service operation is used during the following procedure:

- AMF planned removal procedure (see 3GPP TS 23.501 [2], clause 5.21.2.2)

#### 5.2.2.5.1.2 Creation of a subscription

This service operation creates a subscription so a NF Service Consumer can request to be notified when the status of the AMF is changed.

It is executed by creating a new individual resource under the collection resource "subscriptions". The operation shall be invoked by issuing a POST request on the URI of the "subscriptions collection" resource (See clause 6.1.3.6.3.1).



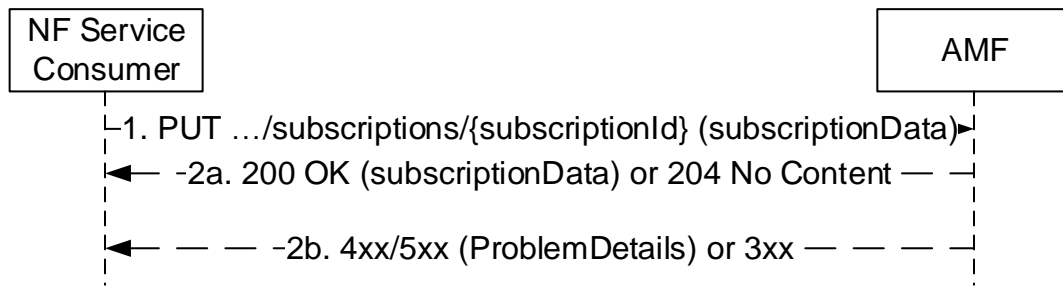
**Figure 5.2.2.5.1.1-1 NF Service Consumer Subscription to Notifications**

1. The NF Service Consumer shall send a POST request to the resource URI representing the "subscriptions" collection resource. The request body shall include the data indicating the GUAMI(s) supported by the AMF that the NF Service Consumer is interested in receiving the related status change notification. The request body also contains a callback URI, where the NF Service Consumer shall be prepared to receive the actual notification from the AMF (see AMFStatusChangeNotify operation in clause 5.2.2.5.3).
- 2a. On success, the AMF shall include a HTTP Location header to provide the location of a newly created resource (subscription) together with the status code 201 indicating the requested resource is created in the response message.
- 2b. On failure or redirection, one of the HTTP status code listed in Table 6.1.3.6.3.1-3 shall be returned. For a 4xx/5xx response, the message body containing a ProblemDetails structure with the "cause" attribute set to one of the application error listed in Table 6.1.3.6.3.1-3.

#### 5.2.2.5.1.3 Modification of a subscription

This service operation updates the subscription data of an NF Service Consumer previously subscribed in the AMF by providing the updated subscription data to the AMF. The update operation shall apply to the whole subscription data (complete replacement of the existing subscription data by a new subscription data).

The NF Service Consumer shall issue an HTTP PUT request, towards the URI of the "individual subscription" resource (See clause 6.1.3.7.3.2), as shown in Figure 5.2.2.5.1.3-1:



**Figure 5.2.2.5.1.3-1 Subscription Data Complete Replacement**

1. The NF Service Consumer shall send a PUT request to the resource URI representing the individual subscription. The request body shall include a representation of subscription data to replace the previous subscription data in the AMF.
- 2a. On success, "200 OK" shall be returned, the payload body of the PUT response shall contain the representation of the replaced resource. "204 No Content" may be returned, if the NF Service Producer accepts entirely the resource representation provided by the NF Service Consumer in the request.
- 2b. On failure or redirection, one of the HTTP status code listed in Table 6.1.3.7.3.2-3 shall be returned. For a 4xx/5xx response, the message body shall contain a ProblemDetails structure with the "cause" attribute set to one of the application error listed in Table 6.1.3.7.3.2-3.

**5.2.2.5.2 AMFStatusChangeUnSubscribe**

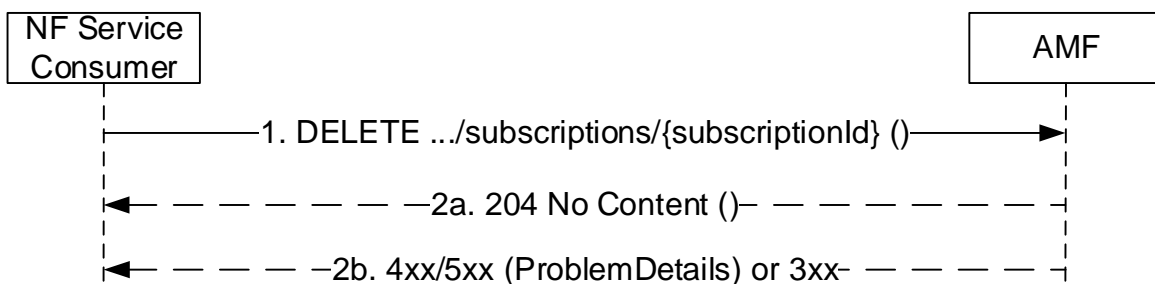
**5.2.2.5.2.1 General**

This service operation removes an existing subscription to notifications.

The AMFStatusChangeUnSubscribe service operation is used during the following procedure:

- AMF planned removal procedure (see 3GPP TS 23.501 [2], clause 5.21.2.2)

It is executed by deleting a given resource identified by a "subscriptionId". The operation is invoked by issuing a DELETE request on the URI of the specific " individual subscription" resource (See clause 6.1.3.7.3.1).



**Figure 5.2.2.5.2.1-1: NF Service Consumer Unsubscription to Notifications**

1. The NF Service Consumer shall send a DELETE request to the resource URI representing the individual subscription. The request body shall be empty.
- 2a. On success, "204 No Content" shall be returned. The response body shall be empty.
- 2b. On failure or redirection, one of the HTTP status code listed in Table 6.1.3.7.3.1-3 shall be returned. For a 4xx/5xx response, the message body shall contain a ProblemDetails structure with the "cause" attribute set to one of the application error listed in Table 6.1.3.7.3.1-3.

### 5.2.2.5.3 AMFStatusChangeNotify

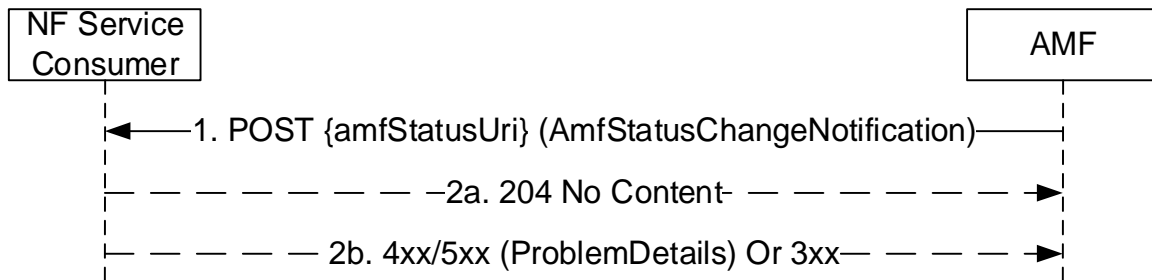
#### 5.2.2.5.3.1 General

This service operation notifies each NF Service Consumer that was previously subscribed to receiving notifications of the status change of the AMF (e.g. AMF unavailable). The notification is sent to a callback URI that each NF Service Consumer provided during the subscription (see AMFStatusChangeSubscribe operation in 5.2.2.5.1).

The AMFStatusChangeNotify service operation is used during the following procedure:

- AMF planned removal procedure (see 3GPP TS 23.501 [2], clause 5.21.2.2)

The operation is invoked by issuing a POST request to each callback URI of the different NF Service Consumer.



**Figure 5.2.2.5.3.1-1: AMF Notifications**

1. The AMF shall send a POST request to the callback URI. The request body shall include the GUAMI(s) and the related status change, GUAMI(s) is indicated by the NF Service Consumer during the subscription operation. For network deployment without UDSF case, the target AMF Name which is to serve the user of the indicated GUAMI(s) is also included.
- 2a. On success, "204 No content" shall be returned by the NF Service Consumer.
- 2b. On failure or redirection, one of the HTTP status code listed in Table 6.1.5.2.3.1-2 shall be returned. For a 4xx/5xx response, the message body shall contain a ProblemDetails structure with the "cause" attribute set to one of the application error listed in Table 6.1.5.2.3.1-2.

### 5.2.2.6 EBIAssignment

#### 5.2.2.6.1 General

The EBIAssignment service operation is used during the following procedures (see 3GPP TS 23.502 [3], clause 4.11.1.4):

- UE requested PDU Session Establishment including Request Types "Initial Request", "Existing PDU Session", "Initial emergency request" and "Existing emergency PDU session" (Non-roaming and Roaming with Local Breakout (see 3GPP TS 23.502 [3], clause 4.3.2.2.1).
- UE requested PDU Session Establishment including Request Types "Initial Request" and "Existing PDU Session" (Home-routed Roaming (see 3GPP TS 23.502 [3], clause 4.3.2.2.2).
- UE or network requested PDU Session Modification (non-roaming and roaming with local breakout) (see 3GPP TS 23.502 [3], clause 4.3.3.2).
- UE or network requested PDU Session Modification (home-routed roaming) (see 3GPP TS 23.502 [3], clause 4.3.3.3).
- UE Triggered Service Request (see 3GPP TS 23.502 [3], clause 4.2.3.2) to move PDU Session(s) from untrusted non-3GPP access to 3GPP access.
- Network requested PDU Session Modification, when the SMF needs to release the assigned EBI from a QoS flow (see 3GPP TS 23.502 [3], clause 4.11.1.4.3).

The EBIAssignment service operation is invoked by a NF Service Consumer, e.g. a SMF, towards the NF Service Producer, i.e. the AMF, to request the AMF to allocate EPS bearer ID(s) towards EPS bearer(s) mapped from QoS flow(s) for an existing PDU Session for a given UE.

EBI allocation shall apply only to:

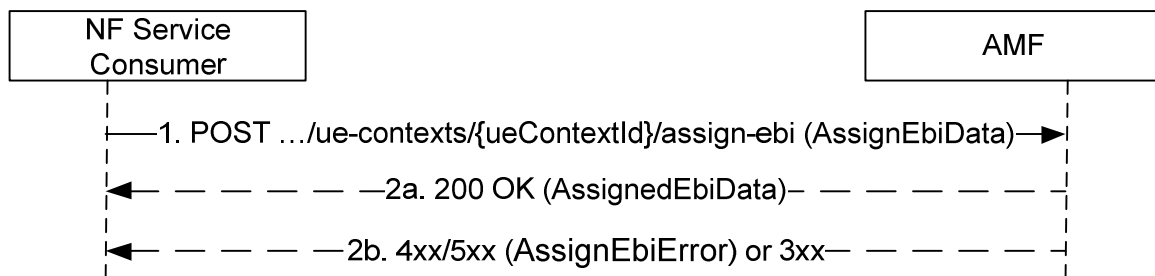
- QoS flows of Single Access PDU Session(s) via 3GPP access supporting EPS interworking with N26;
- QoS flows of Multi-Access PDU Session(s) supporting EPS interworking with N26, that are not only allowed over non-3GPP access.

EBI allocation shall not apply to:

- PDU Session(s) via 3GPP access supporting EPS interworking without N26, or;
- PDU Session(s) via non-3GPP access supporting EPS interworking;
- GBR QoS flow(s) that are only allowed over non-3GPP access in Multi-Access PDU Session(s) supporting EPS interworking.

The EBIAssignment service operation is also invoked by an NF Service Consumer, e.g. an SMF, towards the NF Service Producer supporting the EAEA feature, i.e. the AMF, to request the AMF to update the mapping of EBI and ARP, if the ARP for a QoS flow that has already been allocated an EBI is changed during the network requested PDU Session Modification.

The NF Service Consumer (e.g. the SMF) shall perform EBIAssignment service operation by invoking "assign-ebi" custom operation on the "individual ueContext" resource (See clause 6.1.3.2.4.3). See also Figure 5.2.2.6.1-1.



**Figure 5.2.2.6.1-1 EBI Assignment**

1. The NF Service Consumer, e.g. the SMF, shall invoke "assign-ebi" custom method on individual ueContext resource, which is identified by the UE's SUPI or PEI in the AMF. The NF Service consumer shall provide PDU Session ID and ARP list as input for the service operation. If the NF Service Consumer invokes this service operation to update the mapping of EBI and ARP for a QoS flow to which an EBI is already allocated in the AMF, the NF Service Consumer shall provide the PDU Session ID and modifiedEbiList.
- 2a. On success, the AMF shall assign EBI for each ARP in received ARP list, if enough EBI(s) are available. If there is not enough EBI(s) available, the AMF may revoke already assigned EBI(s) based on the ARP(s) and the S-NSSAI of the PDU session for which the request was received, EBIs information in the UE context and local policies. The AMF may only assign a subset of the requested EPS Bearer ID(s), e.g. when other PDU Sessions with higher ARP have occupied other available EPS Bearer IDs. If AMF has successfully assigned all or part of the requested EBI(s), the AMF shall respond with the status code 200 OK, together with the assigned EBI to ARP mapping(s), the list of ARPs for which the AMF failed to allocate an EBI (if any) and the list of EBI(s) released for this PDU session due to revocation based on ARP(s) and the S-NSSAI (if any).

If the request contains "releasedEbiList", the AMF shall release the requested EBI(s). The AMF shall respond with the status code 200 OK and shall include the EBI(s) released in the "releasedEbiList" IE of the POST response body. The "releasedEbiList" in the request shall be handled before the EBI assignment in AMF.

If the same EBI(s) are both in the "releasedEbiList" and "assignedEbiList", the NF service consumer considers that EBI(s) have been released and reassigned.

If the request contains "modifiedEbiList", the AMF shall store the association of the assigned EBI and ARP pair to the corresponding PDU Session ID. The AMF shall respond with the status code 200 OK and shall include the EBI(s) with ARP updated in the "modifiedEbiList" IE of the POST response body.

2b. On failure or redirection, one of the HTTP status code listed in Table 6.1.3.2.4.3.2-2 shall be returned. For a 4xx/5xx response, the message body shall contain an AssignEbiError structure, including:

- a ProblemDetails structure with the "cause" attribute set to one of the application error listed in Table 6.1.3.2.4.3.2-2;
- a failureDetails which describes the details of the failure including the list of ARPs for which the EBI assignment failed.

## 5.3 Namf\_EventExposure Service

### 5.3.1 Service Description

The AMF may offer this service as a Service Producer to enable an NF to subscribe to event notifications on its own or on behalf of another NF and get notified about an event. The known Service Consumers are NEF, SMF, UDM, NWDAF, DCCF, LMF and GMLC. See also clause 5.34.7 of 3GPP TS 23.501 [2] and clauses 4.15.1, 4.15.3.2, 4.15.4.2 and 5.2.2.3.1 of 3GPP TS 23.502 [3], clause 6.2.2 in 3GPP TS 23.288 [38].

The following events are provided by Namf\_EventExposure Service:

Event: Location-Report

A NF subscribes to this event to receive the Last Known Location or the Current Location of a UE or a group of UEs or any UE, and Updated Location of any of these UEs when AMF becomes aware of a location change of any of these UEs with the granularity as requested.

This event implements the "Location Reporting" event in table 4.15.3.1-1 of 3GPP TS 23.502 [3].

UE Type: One UE, Group of UEs, any UE

Report Type: One-Time Report, Continuous Report (See NOTE 1), Periodic Report (See NOTE 1 and 2)

Input: UE-ID(s), "ANY\_UE", optional filters: TAI, Cell-ID, N3IWF, UE-IP, UDP-PORT, TNAP ID, TWAP ID, Global Line Id

Notification: UE-ID, filtered updated location (TAI, Cell-ID for 3GPP access, most recent N3IWF node, UE local IP address and UDP source port number for non-3GPP access, TNAP ID, TWAP ID, Global Line Id).

NOTE 1: Support of Continuous Report or Periodic Report should be controlled by operator policy.

NOTE 2: For Periodic Report, UE Last Known Location is reported if the UE is in CM-IDLE state when the report is being generated.

Event: Presence-In-AOI-Report

A NF subscribe to this event to receive the current present state of a UE or a group of UEs or any UE in a specific Area of Interest (AOI), and notification when a specified UE enters or leaves the specified area. The area could be identified by a TA list, an area ID or specific interested area name like "LADN".

UE Type: One UE, Group of UEs, any UE

Report Type: One-Time Report, Continuously Report

Input: UE ID(s), "ANY\_UE", Area identifier (a TA list, an area Id or "LADN"), S-NSSAI, NSI ID.

Notification: UE-ID(s), Area identifier, Presence Status (IN/OUT/UNKNOWN)

Event: Time-Zone-Report

A NF subscribes to this event to receive the current time zone of a UE or a group of UEs, and updated time zone of the UE or any UE in the group when AMF becomes aware of a time zone change of the UE.

UE Type: One UE, Group of UEs

Report Type: One-Time Report, Continuous Report

Input: UE ID(s)

Notification: UE-ID, most recent time-zone

Event: Access-Type-Report

A NF subscribes to this event to receive the current access type(s) of a UE or a group of UEs or any UE, and updated access type(s) of any of the UEs when AMF becomes aware of the access type change of any of these UEs. The area could be identified by a TA list, an area ID or specific interested area name like "LADN".

UE Type: One UE, Group of UEs, any UE

Report Type: One-Time Report, Continuous Report

Input: UE ID(s), "ANY\_UE", optionally filters: Area identifier (a TA list, an area Id or "LADN")

Notification: UE ID, most recent access-types (3GPP, Non-3GPP)

Event: Registration-State-Report

A NF subscribes to this event to receive the current registration state of a UE or a group of UEs or any UE, and report for updated registration state of any of these UEs when AMF becomes aware of a registration state change of any of these UEs. The area could be identified by a TA list, an area ID or specific interested area name like "LADN".

UE Type: One UE, Group of UEs, any UE

Report Type: One-Time Report, Continuous Report

Input: UE ID(s), "ANY\_UE", optionally filters: Area identifier (a TA list, an area Id or "LADN")

Notification: UE ID, most recent registration state (REGISTERED/DEREGISTERED) with access type

Event: Connectivity-State-Report

A NF subscribes to this event to receive the current connection management state of a UE or a group of UEs, and report for updated connection management state of a UE or any UE in the group when AMF becomes aware of a connection management state change of the UE.

UE Type: One UE, Group of UEs

Report Type: One-Time Report, Continuous Report

Input: UE ID(s)

Notification: UE ID, most recent connection management state (IDLE/CONNECTED) with access type

Event: Reachability-Report

A NF subscribes to this event for "UE Reachability Status Change" to receive the current reachability state of a UE or a group of UEs in the AMF, and report for updated reachability state of a UE or any UE in the group when AMF becomes aware of a reachability state change of the UEs between REACHABLE, UNREACHABLE, REGULATORY\_ONLY. The following conditions apply:

- the AMF shall send a Reachability Report ("UNREACHABLE") if the Mobile Reachable Timer expires (see clause 5.4.1.1 of 3GPP TS 23.501 [2]) or the UE enters CM-IDLE when it is only registered over the Non-3GPP access (see clause 5.5.3 of 3GPP TS 23.501 [2]);
- the AMF shall send a Reachability Report ("REGULATORY\_ONLY") if the UE becomes reachable only for regulatory prioritized service (see clause 4.15.4.2 of 3GPP TS 23.502 [3]);

- the AMF shall send a Reachability Report ("REACHABLE") when the UE reachability state changes from any of the two above states to REACHABLE.

NOTE 3: The AMF does not send a Reachability Report ("UNREACHABLE") in particular when the UE enters extended DRX cycle (see clause 5.31.7.2.2.3 of 3GPP TS 23.501 [2]), the UE enters power saving state (see clause 5.31.8 of 3GPP TS 23.501 [2]), the UE enters CM IDLE in MICO mode (see clause 5.4.1.3 of 3GPP TS 23.501 [2]), or when the UE does not respond to a paging request.

An NF subscribes to this event for "UE Reachable for DL Traffic" to receive reports of a UE or a group of UEs when the UE becomes reachable for sending downlink data. In this case, the event is detected when the UE transitions to CM-CONNECTED mode or when the UE will become reachable for paging, as specified in table 4.15.3.1-1, clauses 4.2.5 and 4.3.3 of 3GPP TS 23.502 [3]. When reporting the "UE Reachable for DL Traffic", the AMF shall also indicate the access types through which the UE is reachable.

NOTE 4: The AMF does not send an event report for "UE Reachable for DL Traffic" immediately after an UECM Registration in UDM, if the AMF has previously been indicated that reachability event will be detected at UDM. The UDM will detect the UE reachability from the UECM Registration and send a notification to the NF consumer (unless the UDM is indicated that the UE is currently not reachable, as specified in clause 5.3.2.2.2 of 3GPP TS 29.503 [35]), thus the notification report from AMF is omitted.

UE Type: One UE, Group of UEs

Report Type: One-Time Report, Continuous Report

Input: UE ID(s), (optional) Reachability Filter

Notification: UE ID, AMF Id, most recent reachability state (REACHABLE/UNRACHABLE/REGULATORY\_ONLY), access type(s) through which the UE is reachable.

Event: Communication-Failure-Report

A NF subscribes to this event to receive the Communication failure report of a UE or group of UEs or any UE, when the AMF becomes aware of a RAN or NAS failure event.

This event implements the "Communication failure" event in table 4.15.3.1-1 of 3GPP TS 23.502 [3], which is an unexpected termination of the communication.

UE Type: One UE, Group of UEs, any UE

Report Type: One-Time Report, Continuous Report

Input: UE ID(s), "ANY\_UE", optionally filters: Area identifier (a TA list, an area Id or "LADN")

Notification: UE ID, RAN/NAS release code.

Event: UEs-In-Area-Report

A NF subscribes to this event to receive the number of UEs in a specific area. A NF may ask AMF for the UEs within the area based on Last Known Location or it may request AMF to actively look for the UEs within the area based on Current Location.

This event implements the "Number of UEs present in a geographical area" event in table 4.15.3.1-1 of 3GPP TS 23.502 [3].

UE Type: any UE

Input: "ANY\_UE", optionally Ue in Area filters: UE Aerial Indication, Indication of PDU session established for DNN(s) subject to aerial service

Report Type: One-Time Report (See NOTE 3), Continuous Report (See NOTE 4), Periodic Report (See NOTE 4) Input: Area identified in a TA List

Notification: Number of UEs in the area

NOTE 5: For an Immediate Report, UE Last Known Location is used to count the UEs within the area.

NOTE 6: Support of Continuous Report or Periodic Report should be controlled by operator.

Event: Loss-of-Connectivity

An NF subscribes to this event to receive the event report of a UE or group of UEs when AMF detects that a target UE is no longer reachable for either signalling or user plane communication. Such condition is identified when Mobile Reachable timer expires in the AMF (see 3GPP TS 23.501 [2]), when the UE detaches and when AMF deregisters from UDM for an active UE. If the UE is already not reachable for either signalling or user plane communication when the event is subscribed, the AMF reports the event directly.

This event implements the "Loss of Connectivity" event in table 4.15.3.1-1 of 3GPP TS 23.502 [3].

UE Type: One UE, Group of UEs.

Report Type: One-Time Report, Continuous Report

Input: UE ID(s)

Notification: UE ID.

Event: 5GS-User-State-Report

A NF subscribes to this event to receive the 5GS User State of a UE.

UE Type: One UE

Report Type: One-Time Report

Input: UE ID(s)

Notification: UE ID, 5GS User State

Event: Availability-after-DDN-failure

A NF subscribes to this event to be notified about the Availability of a UE after a DDN failure.

UE Type: One UE, Group of UEs

Report Type: One-Time Report, Continuous Report

Input: UE ID(s)

Notification: UE ID(s)

Event: Type-Allocation-Code-Report

A NF subscribes to this event to receive the TAC of a UE or a group of UEs or any UE.

UE Type: One UE, Group of UEs, any UE

Report Type: One-Time Report, Continuous Report

Input: UE ID(s), "ANY\_UE", optionally filters: TAI, Area identifier (a TA list, an area Id or "LADN")

Notification: UE ID(s), TAC(s)

Event: Frequent-Mobility-Registration-Report

A NF subscribes to this event to receive the number of mobility registration during a period for a UE or a group of UEs or any UE.

UE Type: One UE, Group of UEs, any UE

Report Type: One-Time Report, Continuous Report

Input: UE ID(s), expiry time, "ANY\_UE", optionally filters: Area identifier (a TA list, an area Id or "LADN")



Notification: UE ID(s), Frequent Registration

Event: Snssai-TA-Mapping-Report

A NF subscribes to this event to receive the related access type and the list of supported S-NSSAIs.

UE Type: any UE

Report Type: One-Time Report, Continuous Report

Input: Target Area: TA list or "ANY\_TAI", optionally filters: S-NSSAI(s)

Notification: Access type, list of supported S-NSSAIs with an indication of restriction at the AMF

Event: UE-Access-Behavior-Trends

A NF subscribes to this event to receive the UE access behavior trends (e.g. access type change, handover, etc.) within a period for a UE or a group of UEs, as specified in clause 4.15.4.2 of 3GPP TS 23.502 [3].

UE Type: One UE, Group of UEs

Report Type: Periodic Report

Input: UE ID(s), expiry time

Notification: UE ID(s), UE access behavior trends report.

Event: UE-Location-Trends

A NF subscribes to this event to receive the UE Location Trends within a period for a UE or a group of UEs, as specified in clause 4.15.4.2 of 3GPP TS 23.502 [3].

UE Type: One UE, Group of UEs

Report Type: Periodic Report

Input: UE ID(s), expiry time, Dispersion Area (e.g. a TAI list).

Notification: UE ID(s), UE Location Trends report.

Event: UE-MM-Transaction-Report

A NF subscribes to this event to receive the Total Number of Mobility Management transactions during a period for a UE or a group of UEs, as specified in clause 5.2.2.3.1 of 3GPP TS 23.502 [3]. The Total number of transactions is incremented when the NAS signalling transactions from Authentication, Registration, De-Registration, Service Request and UE Configuration Update procedures is completed

UE Type: One UE, Group of UEs

Report Type: Periodic Report

Input: UE ID(s), expiry time, filters: Dispersion Area (e.g. a TA list) or Slice filter (i.e. a list of S-NSSAIs)

Notification: UE ID(s), List of UE transaction numbers per location or List of UE transaction numbers per slice.

## 5.3.2 Service Operations

### 5.3.2.1 Introduction

For the Namf\_EventExposure service the following service operations are defined:

- Subscribe;
- Unsubscribe;

- Notify.

## 5.3.2.2 Subscribe

### 5.3.2.2.1 General

The Service Operation is used by a NF Service Consumer (e.g. NEF) to subscribe to an event(s) for one UE, group of UE(s) or any UE.

### 5.3.2.2.2 Creation of a subscription

The Subscribe service operation is invoked by a NF Service Consumer, e.g. NEF, towards the AMF, when it needs to create a subscription to monitor at least one event relevant to the AMF. The NF Service Consumer may subscribe to multiple events in a subscription. A subscription may be associated with one UE, a group of UEs or any UE.

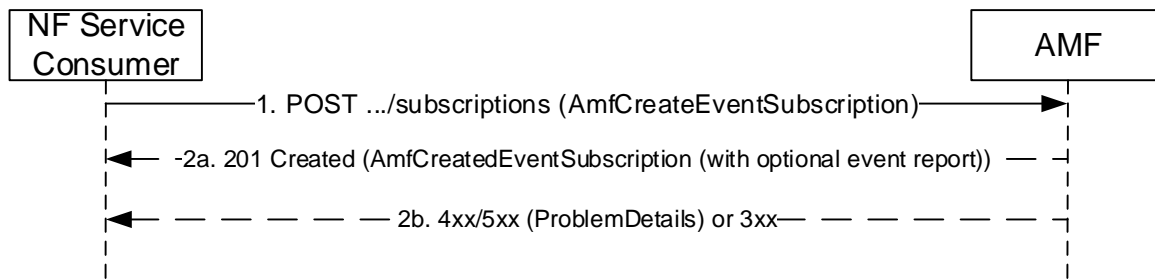
The NF Service Consumer shall request to create a new subscription by using HTTP method POST with URI of the subscriptions collection, see clause 6.2.3.2.

The NF Service Consumer shall include the following information in the HTTP message body:

- NF ID, indicates the identity of the network function instance initiating the subscription;
- Subscription Target, indicates the target(s) to be monitored, as one of the following types:
  - A specific UE, identified with a SUPI, a PEI or a GPSI;
  - A group of UEs, identified with a group identity;
  - Any UE, identified by the "anyUE" flag.
- Notification URI, indicates the address to deliver the event notifications generated by the subscription;
- Notification Correlation ID, indicates the correlation identity to be carried in the event notifications generated by the subscription;
- List of events to be subscribed;
- Event Types per event, as specified in clause 5.3.1.

The NF Service Consumer may include the following information in the HTTP message body:

- Immediate Report Flag per event, indicates an immediate report to be generated with current event status;
- Event Trigger, indicates how the events shall be reported (One-time Reporting or Continuously Reporting).
- Maximum Number of Reports, defines the maximum number of reports after which the event subscription ceases to exist;
- Expiry, defines maximum duration after which the event subscription ceases to exist;
- Sampling ratio, defines the random subset of UEs among target UEs, and AMF only report the event(s) related to the selected subset of UEs;
- partitioning criteria, that defines Criteria for partitioning UEs before applying sampling ratio;
- Periodic Report Flag per event, indicates the report to be generated periodically;
- Repetition Period, defines the period for periodic reporting;
- Event Filter per applicable event, defines further options on how the event shall be reported;
- Reference Id per event, indicates the value of the Reference Id associated with the event to be monitored. If provided, the Reference Id shall be included in the reports triggered by the event;
- a notification flag as "notifFlag" attribute if the EneNA feature is supported.



**Figure 5.3.2.2.2-1 Subscribe for Creation**

1. The NF Service Consumer shall send a POST request to create a subscription resource in the AMF. The payload body of the POST request shall contain a representation of the individual subscription resource to be created. The request may contain an expiry time, suggested by the NF Service Consumer as a hint, representing the time upto which the subscription is desired to be kept active and the time after which the subscribed event(s) shall stop generating report.
- 2a. On success, the request is accepted, the AMF shall include a HTTP Location header to provide the location of a newly created resource (subscription) together with the status code 201 indicating the requested resource is created in the response message. If the NF Service Consumer has included more than one events in the event subscription and some of the events are failed to be subscribed, the AMF shall accept the message and provide the successfully subscribed event(s) in AmfEventSubscription. If the NF Service Consumer has included the immediateFlag with value as "true" in the event subscription, the AMF shall include the current status of the events subscribed, if available (e.g. last known location information is included if the subscribed event is LOCATION\_REPORT). If the events with immediateFlag set to "true" are subscribed by an NF service consumer on behalf of a third NF and the NF service consumer has not indicated supporting of IERSR feature (see 6.2.8), the notification will be sent to the third NF directly, i.e. subsChangeNotifyUri is included in the event subscription, the current status of the events subscribed shall not be included in response. The AMF shall subsequently send a notification to the third NF including the current status of the events subscribed.

If the NF Service Consumer has set the event reporting option as ONE\_TIME and if the AMF has included the current status of the events subscribed in the response, then the AMF shall not do any subsequent event notification for the events given in the AmfCreateEventSubscription parameter. If the NF Service Consumer has set the event reporting option as ONE\_TIME, the subscribed event as LOCATION\_REPORT and the immediateFlag is set to false or absent, the AMF shall send an event notification to notify the current location of the UE after the subscription; if the UE is in RM-REGISTERED and CM-IDLE state over 3GPP access and the UE does not respond to the paging, or if the UE is in RM-REGISTERED over non-3GPP access, the event notification shall include the last known location and the ageOfLocationInformation IE set to a non-null value, which indicates to the NF service consumer that the AMF returned the last known location.

If the NF Service Consumer has set the CONTINUOUS or PERIODIC event reporting option, the subscribed event as LOCATION\_REPORT and the immediateFlag is set to false or absent, the AMF shall send a first event notification to notify the current location of the UE after the subscription is created and then subsequent event notifications when the user location changes or according to the requested period respectively; if at the time of the subscription creation the UE is in RM-REGISTERED and CM-IDLE state over 3GPP access and the UE does not respond to the paging, or if the UE is in RM-REGISTERED over non-3GPP access, the AMF shall send the first event notification including the last known location and the ageOfLocationInformation IE set to a non-null value, which indicates to the NF service consumer that the AMF returned the last known location.

The response, based on operator policy and taking into account the expiry time included in the request, may contain the expiry time, as determined by the AMF, after which the subscription becomes invalid. Once the subscription expires, if the NF Service Consumer wants to keep receiving notifications, it shall create a new subscription in the AMF. The AMF shall not provide the same expiry time for many subscriptions in order to avoid all of them expiring and recreating the subscription at the same time. If the expiry time is not included in the response, the NF Service Consumer shall consider the subscription to be valid without an expiry time.

If the sampling ratio ("sampRatio") attribute is included in the subscription without a partitioningCriteria, the AMF shall select a random subset of UEs among target UEs according to the sampling ratio and only report the event(s) related to the selected subset of UEs. If the partitioningCriteria attribute is also included along with sampling ratio, the AMF shall apply the sampling ratio on the group of UEs determined according to the partitioning criteria.

If the "notifFlag" attribute is included and set to "DEACTIVATE" in the request, the AMF shall mute the event notification and store the available events.

If the NF service consumer is a UDM, the AMF and the UDM both support the "ESSYNC" feature and the subscription is targeting a specific UE with Reference Id(s) included in the subscription, the AMF shall locally store the information that the event subscription is subject to the Event Subscription Synchronization with UDM during EPS to 5GS mobility as specified in clause 5.3.2.4.2. During inter-AMF mobility procedures, the source AMF shall include the "eventSyncInd" IE (in AmfEventSubscriptionAddInfo data type) with the value "true" in the UE Context for the event subscriptions that are subject to Event Subscription Synchronization with UDM.

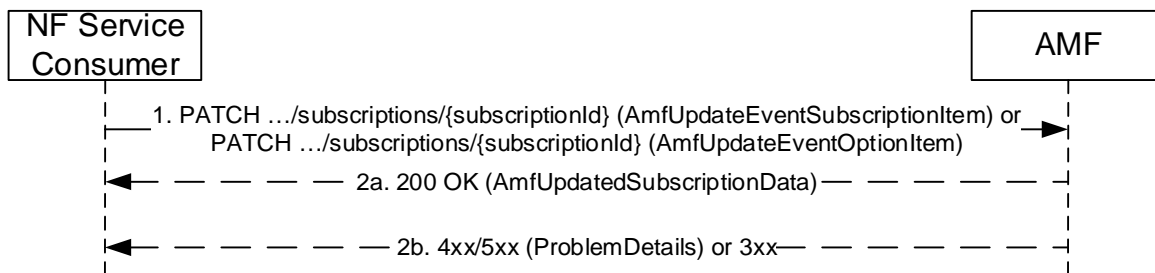
- 2b. On failure or redirection, one of the HTTP status code listed in Table 6.2.3.2.3.1-3 shall be returned. For a 4xx/5xx response, the message body shall contain a ProblemDetails structure with the "cause" attribute set to one of the application error listed in Table 6.2.3.2.3.1-3.

### 5.3.2.2.3 Modification of a subscription

The Subscribe service operation is invoked by a NF Service Consumer, e.g. NEF, towards the AMF, when it needs to modify an existing subscription previously created by itself at the AMF.

The NF Service Consumer shall modify the subscription by using HTTP method PATCH with the URI of the individual subscription resource (see clause 6.2.3.3) to be modified.

See also Figure 5.3.2.2.3-1 below.



**Figure 5.3.2.2.3-1 Modification of a Subscription**

1. The NF Service Consumer shall send a PATCH request to modify a subscription resource in the AMF. The modification may be for the events subscribed or for updating the event options.
- 2a. On success, the request is accepted, the AMF shall return the representation of the modified subscription resource or its sub-resource together with the status code 200 OK. When the PATCH request is for modifying the expiry attribute of the options IE of the subscription, then the AMF based on operator policies and taking into account the expiry time included in the request, shall include an expiry time, after which the subscription becomes invalid. Once the subscription expires, if the NF Service Consumer wants to keep receiving notifications, it shall create a new subscription in the AMF, as specified in clause 5.3.2.2.2. The AMF shall not provide the same expiry time for many subscriptions in order to avoid all of them expiring and recreating the subscription at the same time.

The PATCH request may be used to modify the "notifFlag" attribute of the options IE of the subscription, when both the AMF and NF Service Consumer support the EneNA feature as defined in clause 6.2.8:

- if the "notifFlag" attribute is set to "DEACTIVATE" in the request and the event notification is currently not muted, the AMF shall mute the event notification and store the available events, or
- if the "notifFlag" is set to "RETRIEVAL" in the request and the event notification is currently muted, the AMF shall send the stored events to the NF service consumer, mute the event notification again and store available events; or
- if the "notifFlag" is set to "ACTIVATE" in the request and the event notification is currently muted, the AMF shall send the stored events to the NF service consumer and stop muting the event notification.

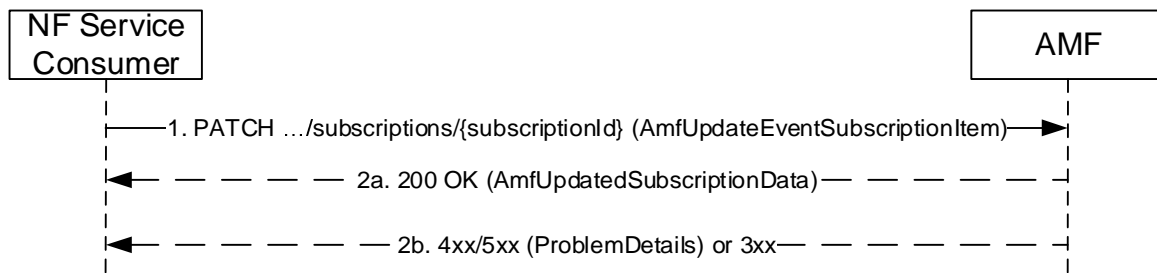
2b. On failure or redirection, one of the HTTP status code listed in Table 6.2.3.3.3.1-3 shall be returned. For a 4xx/5xx response, the message body shall contain a ProblemDetails structure with the "cause" attribute set to one of the application error listed in Table 6.2.3.3.3.1-3.

### 5.3.2.2.4 Remove or add group member UE(s) for a group subscription

The Subscribe service operation is invoked by a NF Service Consumer, e.g. UDM, towards the AMF, to remove or add group member UE(s) for an existing group subscription.

The NF Service Consumer shall modify the subscription by using HTTP method PATCH with the URI of the individual subscription resource (see clause 6.2.3.3) to be modified.

See also Figure 5.3.2.2.4-1 below.



**Figure 5.3.2.2.4-1 Remove or add group member UE(s) for a group subscription**

1. The NF Service Consumer shall send a PATCH request to modify a subscription resource targeting a group of UEs in the AMF. The modification shall indicate the group member UE(s) to be excluded or added for the group subscription.
- 2a. On success, the request is accepted, the AMF shall return the representation of the modified subscription resource with the status code 200 OK.

The AMF shall stop monitoring events for excluded member UE(s). If Maximum number of Reports is applied, the AMF shall set the number of reports of the indicated UE(s) to Maximum Number of Reports.

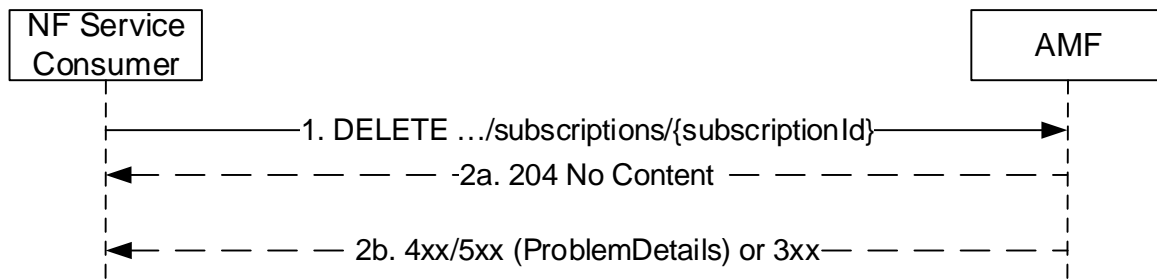
- 2b. On failure or redirection, one of the HTTP status code listed in Table 6.2.3.3.3.1-3 shall be returned. For a 4xx/5xx response, the message body shall contain a ProblemDetails structure with the "cause" attribute set to one of the application error listed in Table 6.2.3.3.3.1-3.

## 5.3.2.3 Unsubscribe

### 5.3.2.3.1 General

The Unsubscribe service operation is invoked by a NF Service Consumer, e.g. NEF, towards the AMF, to remove an existing subscription previously created by itself at the AMF.

The NF Service Consumer shall unsubscribe to the subscription by using HTTP method DELETE with the URI of the individual subscription resource (see clause 6.2.3.3) to be deleted.



**Figure 5.3.2.3.1-1 Unsubscribe a subscription**

1. The NF Service Consumer shall send a DELETE request to delete an existing subscription resource in the AMF.
- 2a. On success, the request is accepted, the AMF shall reply with the status code 204 indicating the resource identified by subscription ID is successfully deleted in the response message.  
  
The AMF shall create subscription to the event notification for the included UE(s).
- 2b. On failure or redirection, one of the HTTP status code listed in Table 6.2.3.3.2-3 shall be returned. For a 4xx/5xx response, the message body shall contain a ProblemDetails structure with the "cause" attribute set to one of the application error listed in Table 6.2.3.3.2-3.

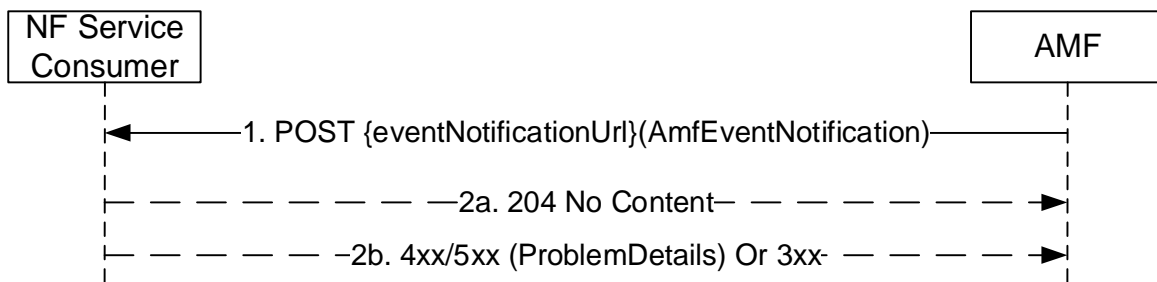
### 5.3.2.4 Notify

#### 5.3.2.4.1 General

The Notify service operation is invoked by the AMF, to send a notification, towards the notification URI, when certain event included in the subscription has taken place.

The AMF shall use the HTTP method POST, using the notification URI received in the subscription creation as specified in clause 5.3.2.2.2, including e.g. the subscription ID, Event ID(s) for which event has happened, notification correlation ID provided by the NF service consumer at the time of event subscription, to send a notification. See Figure 5.3.2.4.1-1.

Additionally, the Notify service operation shall also be invoked by the AMF, when there is a change of AMF during UE mobility procedures and if the subscription Id changes (i.e. Registration procedures and Handover procedures).



**Figure 5.3.2.4.1-1 Notify**

1. The AMF shall send a POST request to send a notification.
- 2a. On success, "204 No content" shall be returned by the NF Service Consumer.
- 2b. On failure or redirection, the appropriate HTTP status code (e.g. "403 Forbidden") indicating the error shall be returned and appropriate additional error information should be returned.

#### 5.3.2.4.2 Event Subscription Synchronization for specific UE

When the AMF and the UDM both support the "ESSYNC" feature, the AMF may initiate synchronization for event subscriptions with the UDM for the specific UE during EPS to 5GS mobility registration procedure (see clause 4.11.5.2 of 3GPP TS 23.502 [3]), if UE specific event subscriptions from the UDM are available in UE Context.

To initiate event subscription synchronization, when sending notification for subscription change to the UDM, the AMF shall include the event subscription information in the notification request. If subscription change notification is not needed, e.g. when UE registers to the same AMF after moving from EPS, the AMF may send a notification to the subscription change notification URI. The notification request in this case only includes the event subscription information but no event report list.

The AMF shall only include active event subscriptions that are subject to Event Subscription Synchronization with UDM (determined as defined in clause 5.3.2.2.2) in the event subscription information.

For each active subscription, the following information shall include:

- URI of the subscription resource in the AMF; and
- Notification Correlation Id of the subscription; and
- list of Reference Ids, one per event in the subscription; and
- optionally, the URI of old subscription resource on the source AMF, if the subscription Id is changed during the mobility procedure.

When the UDM receives event subscription information from AMF, the UDM shall compare the active event subscriptions in AMF with the active UDM Event Exposure subscriptions using Reference Id(s) and Notification Correlation Id, and perform the following:

- if an event is to be detected by AMF but not existing in the UDM, the UDM shall subscribe the event in UDM by creating a new UDM event subscription or updating an existing UDM event subscription;
- if an event exists in UDM but does not exist in AMF, the UDM shall unsubscribe the event from UDM by removing or update an UDM event subscription.

## 5.4 Namf\_MT Service

### 5.4.1 Service Description

Namf\_MT service allows a NF to request information related to capabilities to send MT signalling or data to a target UE. The following are the key functionalities of this NF service:

- enabling UE reachability by:
  - paging the UE if the UE is in CM-IDLE state and responding to the requester NF after the UE enters CM-CONNECTED state, or
  - responding to the requester NF if UE is in CM-CONNECTED state.
- providing the terminating domain selection information for IMS voice to the consumer NF.
- enabling reachability of a list of UEs by:
  - paging UEs for an MBS session if the UEs are in CM-IDLE state, and
  - responding to the requester NF, including the list of UEs that are already in CM-CONNECTED state if any, and
  - sending notification with the UE reachability information and user location information to NF consumers.

### 5.4.2 Service Operations

#### 5.4.2.1 Introduction

For the Namf\_MT Service the following service operations are defined:

- EnableUERachability
- ProvideDomainSelectionInfo
- EnableGroupReachability
- UERachabilityInfoNotify

## 5.4.2.2 EnableUERachability

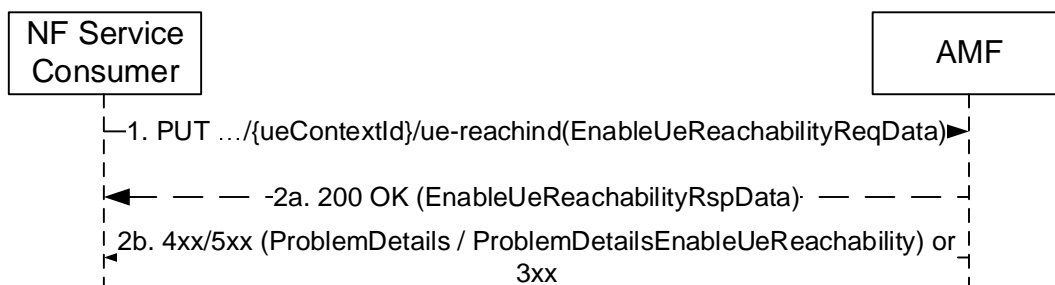
### 5.4.2.2.1 General

The EnableUERachability service operation is used in the following procedure:

- MT SMS over NAS in CM-IDLE state (see 3GPP TS 23.502 [3], clause 4.13.3.6), or in CM-CONNECTED state (see 3GPP TS 23.502 [3], clause 4.13.3.7).
- UPF anchored Mobile Terminated Data Transport in Control Plane CIoT 5GS Optimisation (see clause 4.24.2 of 3GPP TS 23.502 [3]).

The EnableUERachability service operation shall be invoked by the NF Service Consumer (e.g. SMSF, SMF) to enable the reachability of the UE.

The NF Service Consumer shall invoke the service by using the HTTP method PUT, towards the URI of a "ueReachInd" resource as specified in clause 6.3.3.2. See also figure 5.4.2.2.1-1.



**Figure 5.4.2.2.1-1: NF Service Consumer enables the reachability of the UE**

1. The NF Service Consumer sends a PUT request to the resource representing the ueReachInd resource of the AMF. The payload body of the PUT request shall contain an "EnableUeReachabilityReqData" object.
- 2a. On success:
  - if the UE is in CM-CONNECTED state, the AMF shall immediately respond using "200 OK" status code, with payload containing an "EnableUeReachabilityRspData" object.
  - if the UE is in CM-IDLE state and the NAS message is to be sent over via 3GPP access and paging is not restricted as defined in 3GPP TS 23.501 [2] clause 5.38.5, the AMF shall page the UE. When UE becomes CM-CONNECTED and the UE has not rejected the page as specified in 3GPP TS 23.501 [2] clause 5.38.4, "200 OK" shall be returned with payload containing an "EnableUeReachabilityRspData" object.
- 2b. On failure or redirection, one of the HTTP status code listed in Table 6.3.3.2.3.1-3 shall be returned. For a 4xx/5xx response, the message body shall contain a ProblemDetails or ProblemDetailsEnableUeReachability structure with the "cause" attribute set to one of the application error listed in Table 6.3.3.2.3.1-3.

The AMF shall respond with the status code "403 Forbidden", if the UE is in a Non-Allowed Area and the service request is not for regulatory prioritized service. The AMF shall set the application error as "UE\_IN\_NON\_ALLOWED\_AREA" in POST response body.



The AMF shall respond with the status code "409 Conflict", if Paging Restriction Information restrict the EnableUEReachability request from causing paging as defined in 3GPP TS 23.501 [2] clause 5.38.5 or if the UE rejects the paging as defined in 3GPP TS 23.501 [2] clause 5.38.4. The AMF shall set the application error as "REJECTION\_DUE\_TO\_PAGING\_RESTRICTION" in POST response body.

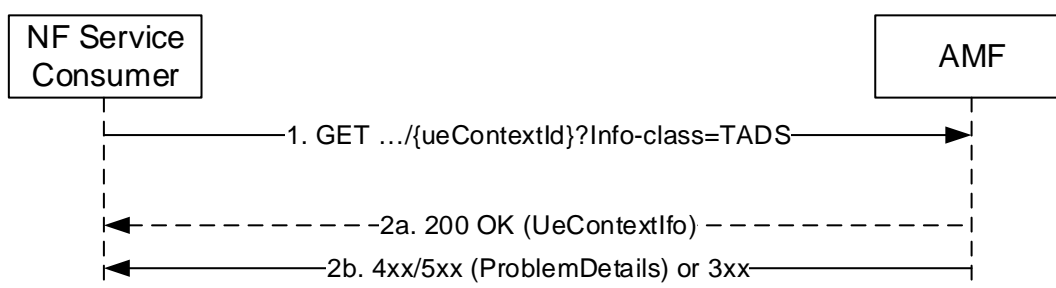
### 5.4.2.3 ProvideDomainSelectionInfo

#### 5.4.2.3.1 General

The ProvideDomainSelectionInfo service operation shall be invoked by the NF Service Consumer (e.g. UDM) to get the UE information for terminating domain selection of IMS voice, including following information:

- Indication of supporting IMS voice over PS Session;
- Time stamp of the last radio contact with the UE;
- Current Access type and RAT type

The NF Service Consumer shall invoke the service by using the HTTP GET towards the URI of the "UeContext" resource (See clause 6.3.3.3.3.1). See also figure 5.4.2.3.1-1.



**Figure 5.4.2.3.1-1: Provide UE Information for Terminating Domain Selection**

1. The NF Service Consumer shall send a GET request to the URI of the "UeContext" resource on the AMF, with query parameter "info-class" set to value "TADS".
- 2a. On success, the AMF shall return "200 OK" status code with payload containing an "UeContextInfo" data structure including UE information for terminating domain selection for IMS voice.
- 2b. On failure or redirection, one of the HTTP status code listed in Table 6.3.3.3.3.1-3 shall be returned. The message body shall contain a ProblemDetails object with "detail" set to one of the corresponding application errors listed in Table 6.3.3.3.3.1-3.

If the request cannot be completed due to a Registration procedure going-on for the target UE, the AMF shall reject the request with a 409 Conflict response and with the TEMPORARY\_REJECT\_REGISTRATION\_ONGOING application error. The NF Service Consumer should repeat the request after a suitable delay.

If the request cannot be completed due to the target UE being in RM-DEREGISTERED state, the AMF shall reject the request with a 403 Forbidden response and with the UE\_DEREGISTERED application error.

### 5.4.2.4 EnableGroupReachability

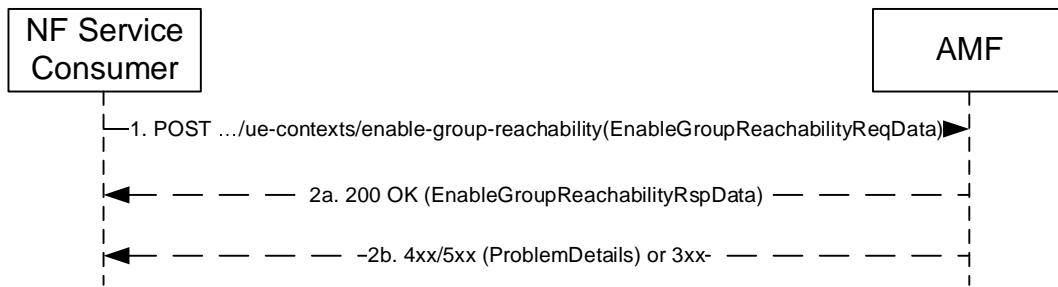
#### 5.4.2.4.1 General

The EnableGroupReachability service operation is used in the following procedure:

- MBS session activation procedure (see 3GPP TS 23.247 [55], clause 7.2.5.2).

The EnableGroupReachability service operation shall be invoked by the NF Service Consumer (e.g. SMF) to enable the reachability of the list of UEs involved in the MBS Session.

The NF Service Consumer shall invoke the service by using the HTTP method POST (enable-group-reachability custom operation) as shown in figure 5.4.2.4.1-1.



**Figure 5.4.2.4.1-1: NF Service Consumer enabling the reachability of a list of UEs**

1. The NF Service Consumer shall send a POST request to the resource representing the UeContexts resource of the AMF. The payload body of the POST request shall contain an "EnableGroupReachabilityReqData" object.

2a. On success:

If at least one UE in the list of UEs included in EnableGroupReachabilityReqData is in CM-CONNECTED state, the AMF shall respond using "200 OK" status code, with the payload containing the list of UEs in CM-CONNECTED state in "EnableGroupReachabilityRspData" object; or

If all the UEs in the list of UEs included in EnableGroupReachabilityReqData are in CM-IDLE state, the AMF shall respond with "200 OK" status code.

The AMF shall page UEs in CM-IDLE state as specified in clause 7.2.5.2 of 3GPP TS 23.247 [55].

2b. On failure or redirection, one of the HTTP status code listed in Table 6.3.3.4.4.2.2-2 shall be returned. For a 4xx/5xx response, the message body shall contain a ProblemDetails structure with the "cause" attribute set to one of the application error listed in Table 6.3.3.4.4.2.2-2.

### 5.4.2.5 UEReachabilityInfoNotify

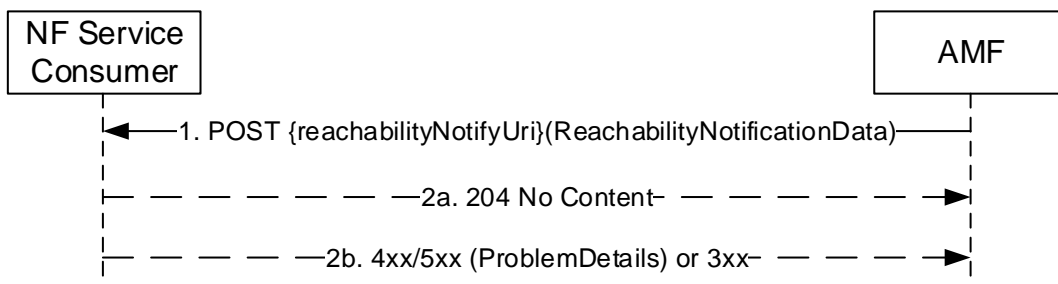
#### 5.4.2.5.1 General

The UEReachabilityInfoNotify service operation is used in the following procedure:

- MBS session activation procedure (see 3GPP TS 23.247 [55], clause 7.2.5.2).

The UEReachabilityInfoNotify service operation shall be invoked by the AMF to send a notification towards the notification URI for the UE(s) which are reachable or do not respond to paging.

The AMF shall use the HTTP method POST, using the notification URI received in the EnableGroupReachability request as specified in clause 5.4.2.4.1, to send a notification. See Figure 5.4.2.5.1-1.



**Figure 5.4.2.5.1-1: UE Reachability Info Notify**

1. The AMF shall send a POST request to send a notification.

2a. On success, "204 No content" shall be returned by the NF Service Consumer.

- 2b. On failure or redirection, the appropriate HTTP status code (e.g. "403 Forbidden") indicating the error shall be returned and appropriate additional error information should be returned.

## 5.5 Namf\_Location Service

### 5.5.1 Service Description

The Namf\_Location service is used by NF service consumers to request the AMF for initiating positioning requests and provide the location information. It is also used to subsequently notify the location change events towards the NF service consumers. The following are the key functionalities of this NF service:

- Allow NFs to request the current geodetic and optionally local and/or civic location of a target UE.
- Allow NFs to be notified of event information related to emergency sessions.
- Allow NFs to request Network Provided Location Information (NPLI) and/or local time zone corresponding to the location of a target UE.

### 5.5.2 Service Operations

#### 5.5.2.1 Introduction

For the Namf\_Location Service the following service operations are defined:

- ProvidePositioningInfo;
- EventNotify; and
- ProvideLocationInfo.
- CancelLocation

#### 5.5.2.2 ProvidePositioningInfo

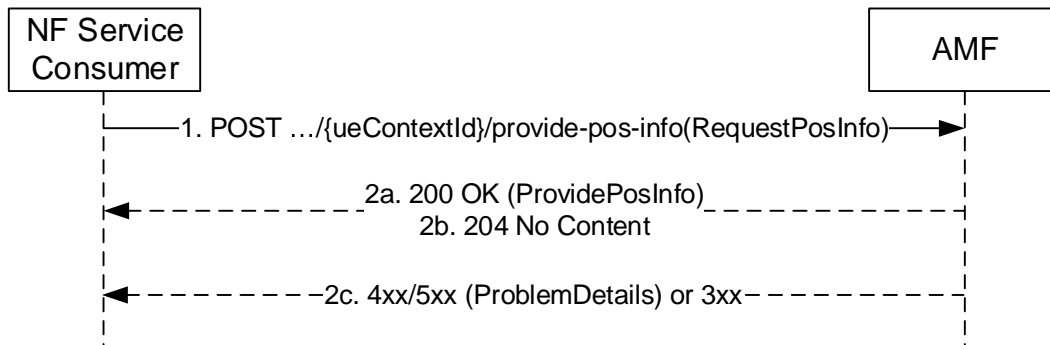
##### 5.5.2.2.1 General

The ProvidePositioningInfo service operation is used in the following procedure:

- 5GC-MT-LR Procedure without UDM Query (see 3GPP TS 23.273 [42], clause 6.10.2)
- 5GC-MT-LR Procedure (see 3GPP TS 23.273 [42], clause 6.1)
- Initiation and Reporting of Location Events (see 3GPP TS 23.273 [42], clause 6.3.1)
- Location Continuity for Handover of an Emergency session from NG-RAN (see 3GPP TS 23.273 [42], clause 6.10.3)

The ProvidePositioningInfo service operation shall be invoked by the NF Service Consumer (e.g. GMLC) to request the current or deferred geodetic and optionally local and/or civic location of the UE. The service operation triggers the AMF to invoke the service towards the LMF.

The NF Service Consumer shall invoke the service operation by sending POST to the URI of the "provide-pos-info" custom operation on the "Individual UE Context" resource (See clause 6.4.3.2.4.2). See also figure 5.5.2.2.1-1.



**Figure 5.5.2.2.1-1: NF Service Consumer requests the positioning information of the UE**

1. The NF Service Consumer shall send a POST request to the resource URI of "provide-pos-info" custom operation of the "Individual UE context" resource of the AMF. The payload body of the POST request may contain an indication of a positioning request from emergency services or commercial services client, the required QoS, Supported GAD shapes and scheduled location time. If the NF service consumer wants the location change information or deferred location information to be notified (e.g. during a handover procedure or for activation or completion of deferred location), it also provides a callback URI on which the EventNotify service operation is executed (see clause 5.5.2.3).
- 2a. On success, "200 OK" shall be returned, the payload body containing the LCS correlation identifier, the location estimate, its age and accuracy and the information about the positioning method. If the request is invoked during a handover the response body shall also include the target AMF node identifier as specified in clause 6.10.3 of 3GPP TS 23.273 [42].
- 2b. On accept, "204 No Content" shall be returned to acknowledge that AMF supports a deferred location request and a deferred location is accepted as specified in step 6 of clause 6.3.1 of 3GPP TS 23.273 [42];
- 2c. On failure or redirection, one of the HTTP status code listed in Table 6.4.3.2.4.2.2-2 shall be returned. For a 4xx/5xx response, the message body shall contain a ProblemDetails structure with the "cause" attribute set to one of the application error listed in Table 6.4.3.2.4.2.2-2.

## 5.5.2.3 EventNotify

### 5.5.2.3.1 General

The EventNotify service operation is used in the following procedure:

- 5GC-NI-LR Procedure (see 3GPP TS 23.273 [42], clause 6.10.1)
- Location Continuity for Handover of an Emergency session from NG-RAN (see 3GPP TS 23.273 [42], clause 6.10.3)
- Completion of a deferred location for the UE available event or activation of deferred location for periodic location, area event triggered location or motion event triggered location (see 3GPP TS 23.273 [42], clause 6.3.1)

The EventNotify service operation notifies the NF Service Consumer (i.e. GMLC) about a UE location related event information related to emergency sessions or deferred location, i.e. the initiation, handover or termination of an emergency session or the completion or activation of deferred location. The notification is delivered to:

- the callback URI received from the GMLC during an earlier ProvidePositioningInfo service operation, if any;

Otherwise (if not available),

- the callback URI registered in the NRF, if the GMLC registered to the NRF with notification endpoints for location notifications (see clauses 6.1.6.2.4 and 6.1.6.3.4 of 3GPP TS 29.510 [29]);

Otherwise (if not available),

- GMLC URI locally provisioned in the AMF.

NOTE: During a handover procedure, both the source AMF and the target AMF can invoke the EventNotify service operation, based on the local configuration.

The operation is invoked by issuing a POST request to the callback URI of the NF Service Consumer (See clause 6.4.5.2.2). See also figure 5.5.2.3.1-1.

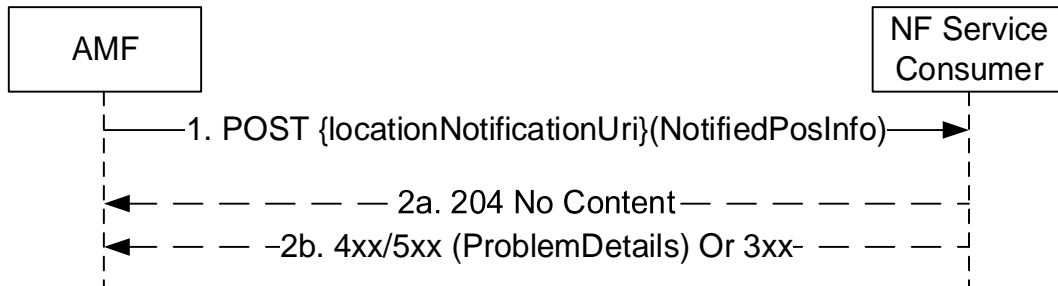


Figure 5.5.2.3.1-1: UE Location Notification

1. The AMF shall send a POST request to the callback URI provided by the NF service consumer determined as described above. The request body shall include the type of location related event and UE Identification (SUPI or PEI), and may include the GPSI, Geodetic Location, Local Location, Civic Location, the Position methods used or a serving LMF identification for activation of periodic or triggered location.
- 2a. On success, "204 No content" shall be returned by the NF Service Consumer.
- 2b. On failure or redirection, the appropriate HTTP status code (e.g. "403 Forbidden") indicating the error shall be returned and appropriate additional error information should be returned.

## 5.5.2.4 ProvideLocationInfo

### 5.5.2.4.1 General

The ProvideLocationInfo service operation allows an NF Service Consumer (e.g. UDM) to request the Network Provided Location Information (NPLI) of a target UE.

The NF Service Consumer shall invoke the service operation by sending POST request to the URI of the "provide-loc-info" custom operation on the "Individual UE Context" resource (see clause 6.4.3.2.4.3), as shown in figure 5.5.2.4.1-1.

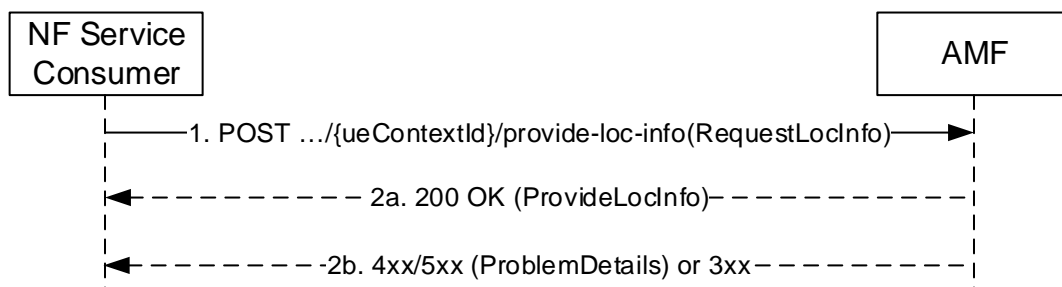


Figure 5.5.2.4.1-1: NF Service Consumer requests the Location Information of the UE

1. The NF Service Consumer shall send a POST request to the resource URI of "provide-loc-info" custom operation of the "Individual UE context" resource on the AMF. The payload body of the POST request shall contain a "requestLocInfo" data structure indicating the desired type of location information.

If the NF Service Consumer desires the current location information of the target UE, it shall set "reqCurrentLoc" attribute to "true".

- 2a. On success, "200 OK" response shall be returned. The payload body of the response shall contain a "ProvideLocInfo" data structure including the Network Provide Location Information (NPLI) of the target UE.

If "reqCurrentLoc" attribute is set to "true" and the UE is in RM-REGISTERED and CM-IDLE state over 3GPP access, the AMF shall initiate a paging procedure to the UE. If the paging procedure is successful, the AMF shall return the current location information and set "currentLoc" attribute to "true" in the response; if the UE does not respond to the paging, the AMF shall provide the last known location and set "currentLoc" attribute to "false" in the response.

If "reqCurrentLoc" attribute is set to "true" and the UE is in RM-REGISTERED and CM-CONNECTED state over 3GPP access, the AMF shall follow NG-RAN Location reporting procedure, as specified in clause 4.10 of 3GPP TS 23.502 [3], to trigger a single standalone report by setting "direct" event type in Location Reporting Control message. If NG-RAN reports current location of the UE, the AMF shall set "currentLoc" attribute to "true" in the response; if NG-RAN reports last known location of the UE with timestamp, the AMF shall set "currentLoc" attribute to "false" in the response.

If the UE is in RM-REGISTERED over non-3GPP access, the AMF shall include the latest non-3GPP access location information.

- 2b. On failure or redirection, one of the HTTP status code listed in table 6.4.3.2.4.3.2-2 shall be returned. For a 4xx/5xx response, the message body shall contain a ProblemDetails structure with the "cause" attribute set to one of the application error listed in table 6.4.3.2.4.3.2-2.

## 5.5.2.5 CancelLocation

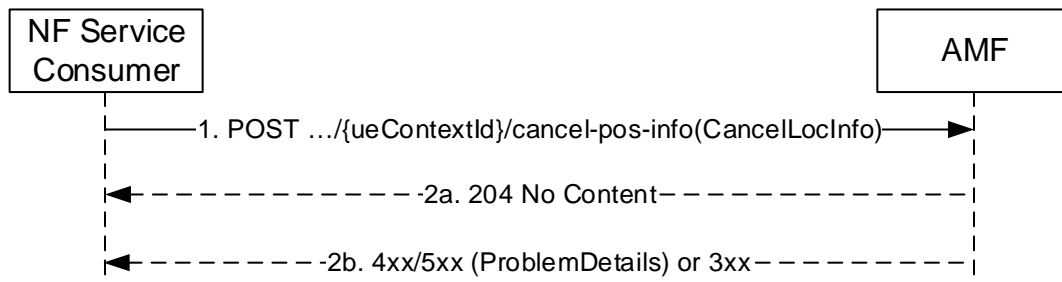
### 5.5.2.5.1 General

This service operation is used in the following procedure:

- Cancellation of Reporting of Location Events by an AF or External LCS Client (see 3GPP TS 23.273 [42], clause 6.3.3)

The CancelLocation service operation shall be invoked by the NF Service Consumer (e.g. GMLC) to cancel reporting periodic or events triggered location.

The NF Service Consumer shall invoke the service operation by sending a POST request to the URI of the "cancel-pos-info" custom operation on the "Individual UE Context" resource (See clause 6.4.3.2.4.4). See also figure 5.5.2.5.1-1.



**Figure 5.5.2.5.1-1: Cancellation of reporting periodic or events triggered location of the UE**

1. The NF Service Consumer shall send a POST request to the resource URI of "cancel-pos-info" custom operation of the "Individual UE context" resource of the AMF. The payload body of the POST request shall contain a "CancelLocInfo" data structure indicating the desired cancellation of reporting periodic or events triggered location of the UE.
- 2a. On success, AMF responds with "204 No Content".
- 2b. On failure or redirection, one of the HTTP status code listed in Table 6.4.3.2.4.4-2 shall be returned. For a 4xx/5xx response, the message body shall contain a ProblemDetails structure with the "cause" attribute set to one of the application errors.

## 5.6 Namf\_MBSBroadcast Service

### 5.6.1 Service Description

This service enables the NF Service Consumer (e.g. MB-SMF) to create, update or release a broadcast MBS session context in the AMF and to be notified about status change of the MBS broadcast context.

### 5.6.2 Service Operations

#### 5.6.2.1 Introduction

The Namf\_MBSBroadcast service supports following service operations:

- ContextCreate
- ContextUpdate
- ContextRelease
- ContextStatusNotify

#### 5.6.2.2 ContextCreate

The ContextCreate service operation shall be used by the NF Service Consumer (e.g. MB-SMF) to request the AMF to create a broadcast MBS session context.

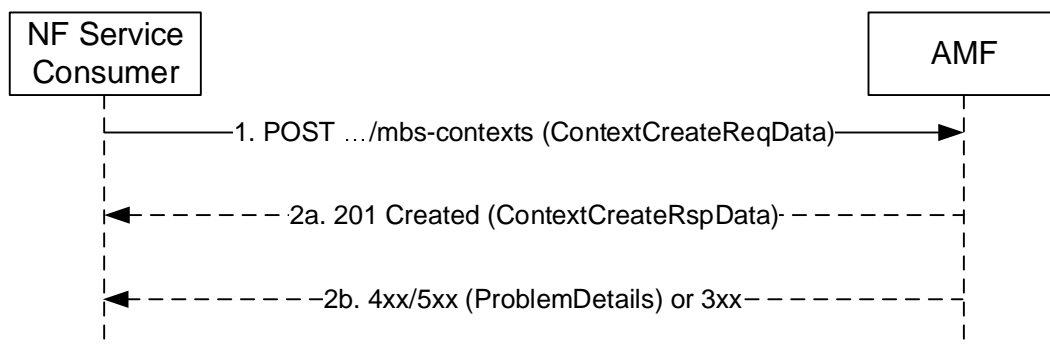
**NOTE:** For a location dependent MBS service, one single ContextCreate service operation is performed per MBS session (for a given AMF).

It is used in the following procedures:

- MBS Session Start for Broadcast (see clause 7.3.1 of 3GPP TS 23.247 [55]);
- Support for Local Broadcast Service (see clause 7.3.4 of 3GPP TS 23.247 [55]).

There shall be only one broadcast MBS session context per MBS session, or per MBS session and Area Session ID for an MBS session with Location dependent Broadcast service.

The NF Service Consumer (e.g. MB-SMF) shall create a broadcast MBS session context by using the HTTP POST method as shown in Figure 5.6.2.2-1.



**Figure 5.6.2.2-1: Broadcast MBS session context creation**

1. The NF Service Consumer shall send a POST request targeting the Broadcast MBS session contexts collection resource of the AMF. The payload body of the POST request shall contain the following information:

- MBS Session ID (i.e. TMGI, or TMGI and NID for an MBS session in an SNPN);

- list of Area Session ID and related MBS service area, for a Location dependent broadcast MBS service;
- MBS service area, for a Local broadcast MBS session;
- N2 MBS Session Management container (see MBS Session Information Request Transfer IE in 3GPP TS 38.413 [12]);
- Notification URI where to be notified about the status change of the broadcast MBS session context; and
- SNSSAI.

The NF Service Consumer may also include the maxResponseTime IE in the request to indicate the maximum response time to receive information about the completion of the Broadcast MBS session establishment.

- 2a. On success, "201 Created" shall be returned. The AMF should respond success when it receives the first successful response from the NG-RAN(s). The 201 Created response shall contain MBS session identifier and may contain one or more N2 MBS Session Management containers, if additional information (e.g. MBS Session Information Response Transfer IE or MBS Session Information Failure Transfer IE in 3GPP TS 38.413 [12]) needs to be transferred to the MB-SMF. If the AMF received the NG-RAN responses from all involved NG-RAN(s), e.g. if the broadcast MBS session involves only one NG-RAN, the AMF shall include an indication of completion of the operation in all NG-RANs in the 201 Created response.

Upon receipt of subsequent responses from other NG-RANs after sending the 201 Created response, if additional information (e.g. MBS Session Information Response Transfer IE or MBS Session Information Failure Transfer IE in 3GPP TS 38.413 [12]) needs to be transferred to the MB-SMF, the AMF shall transfer such information by sending one or more Namf\_MBSBroadcast\_ContextStatusNotify requests to the MB-SMF. A Namf\_MBSBroadcast\_ContextStatusNotify request may include a list of N2 MBS Session Management containers received from different NG-RANs. When the AMF receives the response from all NG-RANs, the AMF shall include an indication of the completion of the operation in the Namf\_MBSBroadcast\_ContextStatusNotify request.

If the AMF does not receive responses from all NG-RAN nodes before the maximum response time elapses since the reception of the Namf\_MBSBroadcast\_ContextCreate Request, then the AMF should send one Namf\_MBSBroadcast\_ContextStatusNotify request indicating the incompleteness of the Broadcast MBS session establishment.

For each N2 MBS Session Management container sent towards the MB-SMF, the AMF shall insert the identifier of the NG-RAN node that generated it in the corresponding entry of the n2MbsSmInfoList attribute.

The AMF may send one or more Namf\_MBSBroadcast\_ContextStatusNotify request including an operationEvent attribute to report the MB-SMF about failure to reach one or more NG-RANs.

- 2b. On failure or redirection, one of the HTTP status code listed in Table 6.5.3.2.3.1-3 shall be returned. For a 4xx/5xx response, the message body may contain a ProblemDetails structure with the "cause" attribute set to one of the application errors listed in Table 6.5.3.2.3.1-3.

### 5.6.2.3 ContextUpdate

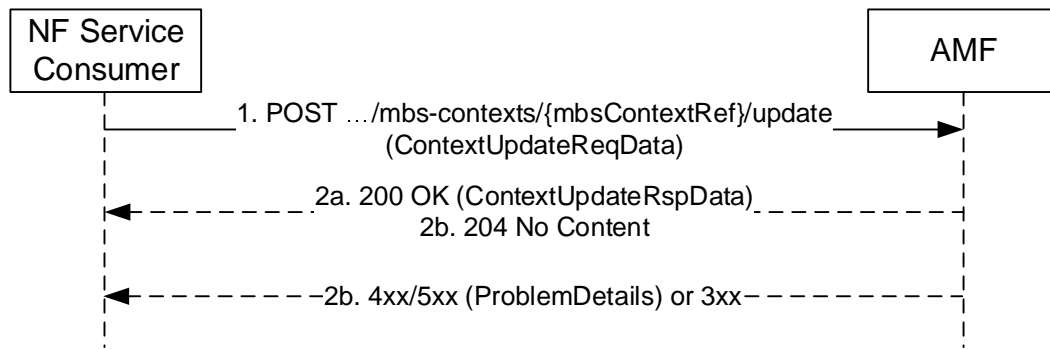
The ContextUpdate service operation shall be used by the NF Service Consumer (e.g. MB-SMF) to request the AMF to update a broadcast MBS session context.

It is used in the following procedures:

- MBS Session Update for Broadcast (see clause 7.3.3 of 3GPP TS 23.247 [55]).
- Broadcast MBS session restoration by MB-SMF (see clause 8.3.2.3 of 3GPP TS 23.527 [33]).
- Selecting an alternative AMF for a Broadcast MBS Session at AMF failure (see clause 8.3.2.4 of 3GPP TS 23.527 [33]).

The NF Service Consumer (e.g. MB-SMF) shall update a broadcast MBS session context by using the HTTP POST method as shown in Figure 5.6.2.3-1.





**Figure 5.6.2.3-1: Broadcast MBS session context update**

1. The NF Service Consumer shall send a POST request targeting the individual Broadcast MBS session context resource to be updated in the AMF. The payload body of the POST request may contain the following information:

- N2 MBS Session Management container (see MBS Session Information Request Transfer IE in 3GPP TS 38.413 [12]);
- Notification URI, if the NF Service Consumer wishes to modify the notification URI where to be notified about the status change of the broadcast MBS session context;
- updated MBS service area, for a Local broadcast MBS session;
- updated list of Area Session ID and related MBS service area, for a Location dependent broadcast MBS session.
- the n2MbsInfoChangeInd IE set to "true" or "false" to indicate to the AMF whether the information within the N2 MBS Session Management container has changed or not for the MBS session

The NF Service Consumer may also include the maxResponseTime IE in the request to indicate the maximum response time to receive information about the completion of the Broadcast MBS session update.

During a broadcast MBS session restoration procedure for an NG-RAN failure with restart, the MB-SMF may include one or more ranIds attributes to request the AMF to setup the Broadcast MBS session in a list of NG-RANs as identified by the NG-RAN ID(s), as specified in clause 8.3.2.3 of 3GPP TS 23.527 [33].

During a restoration procedure upon an AMF failure without restart, for an AMF deployed in an AMF set, the MB-SMF may set the noNgapSignallingIndication IE to "true" when the MB-SMF detects the original AMF has failed and then selects an alternative AMF to take over the MBS session but without a need to trigger any NGAP signalling towards NG-RANs, as specified in clause 8.3.2.4 of 3GPP TS 23.527 [33].

- 2a. On success, "200 OK" shall be returned if additional information needs to be returned in the response. The 200 OK response may contain one or more N2 MBS Session Management containers, if such information (e.g. MBS Session Information Response Transfer IE or MBS Session Information Failure Transfer IE in 3GPP TS 38.413 [12]) needs to be transferred to the MB-SMF. If the AMF received the NG-RAN responses from all involved NG-RAN(s), the AMF shall include an indication of completion of the operation in all NG-RANs.
- 2b. On success, "204 No Content" shall be returned if no additional information needs to be returned in the response.

In both 2a and 2b cases, upon receipt of subsequent responses from other NG-RANs after sending the 200 OK response or the 204 No Content response, if additional information (e.g. MBS Session Information Response Transfer IE or MBS Session Information Failure Transfer IE in 3GPP TS 38.413 [12]) needs to be transferred to the MB-SMF, the AMF shall transfer such information by sending one or more Namf\_MBSBroadcast\_ContextStatusNotify requests to the MB-SMF. A Namf\_MBSBroadcast\_ContextStatusNotify request may include a list of N2 MBS Session Management containers received from different NG-RANs. When the AMF receives the response from all NG-RANs, the AMF shall include an indication of the completion of the operation in the Namf\_MBSBroadcast\_ContextStatusNotify request.

If the AMF does not receive responses from all NG-RAN nodes before the maximum response time elapses since the reception of the Namf\_MBSBroadcast\_ContextUpdate Request, then the AMF should send one Namf\_MBSBroadcast\_ContextStatusNotify request indicating the incompleteness of the Broadcast MBS session update.

If the n2MbsInfoChangeInd IE is present in the request and set to "false", the AMF does not need to contact NG-RAN nodes unaffected by the MBS service area change.

For each N2 MBS Session Management container sent towards the MB-SMF, the AMF shall insert the identifier of the NG-RAN node that generated it in the corresponding entry of the n2MbsSmInfoList attribute.

The AMF may send one or more Namf\_MBSBroadcast\_ContextStatusNotify request including an operationEvent attribute to report the MB-SMF about failure to reach one or more NG-RANs.

- 2c. On failure or redirection, one of the HTTP status code listed in Table 6.5.3.2.4.2.2-2 shall be returned. For a 4xx/5xx response, the message body may contain a ProblemDetails structure with the "cause" attribute set to one of the application errors listed in Table 6.5.3.2.4.2.2-2.

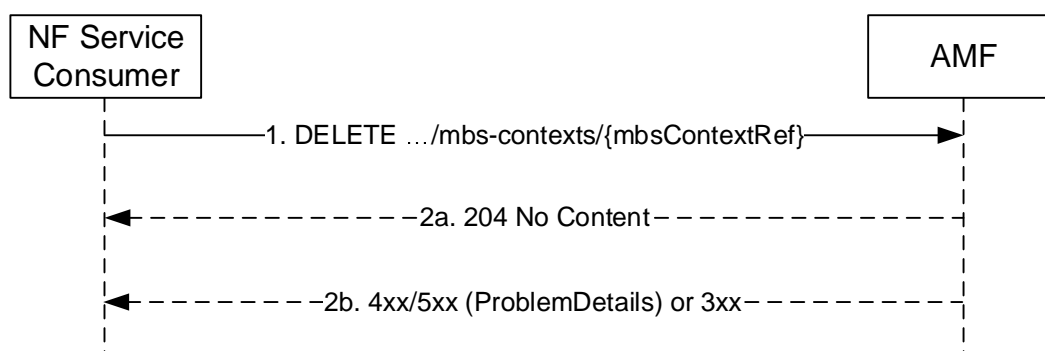
#### 5.6.2.4 ContextRelease

The ContextRelease service operation shall be used by the NF Service Consumer (e.g. MB-SMF) to request the AMF to release a broadcast MBS session context.

It is used in the following procedures:

- MBS Session Release for Broadcast (see clause 7.3.2 of 3GPP TS 23.247 [55]).

The NF Service Consumer (e.g. MB-SMF) shall release a broadcast MBS session context by using the HTTP DELETE method as shown in Figure 5.6.2.4-1.



**Figure 5.6.2.4-1: Broadcast MBS session context creation**

1. The NF Service Consumer shall send a DELETE request targeting the individual Broadcast MBS session context resource to be released in the AMF.
- 2a. On success, "204 No Content" shall be returned.
- 2b. On failure or redirection, one of the HTTP status code listed in Table 6.5.3.3.3.1-3 shall be returned. For a 4xx/5xx response, the message body may contain a ProblemDetails structure with the "cause" attribute set to one of the application errors listed in Table 6.5.3.3.3.1-3.

The AMF may send one or more Namf\_MBSBroadcast\_ContextStatusNotify request including an operationEvent attribute to report the MB-SMF about failure to reach one or more NG-RANs.

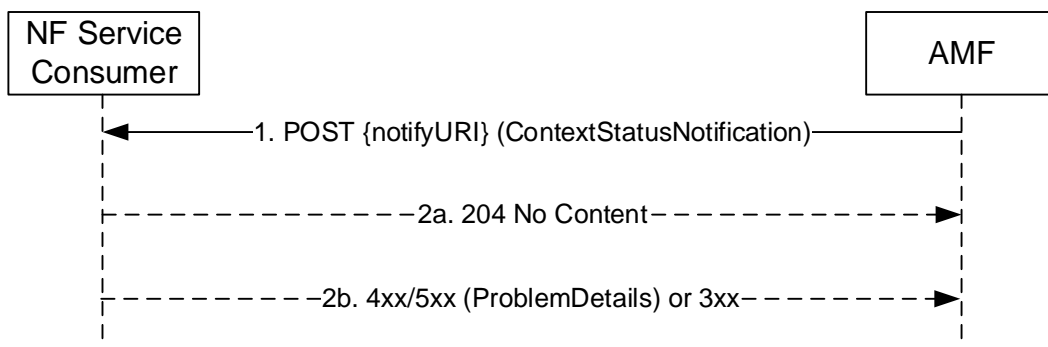
#### 5.6.2.5 ContextStatusNotify

The ContextStatusNotify service operation shall be used by the AMF to notify status change of a broadcast MBS session context to the NF Service Consumer (e.g. MB-SMF).

It is used in the following procedures:

- MBS Session Start for Broadcast (see clause 7.3.1 of 3GPP TS 23.247 [55]);
- MBS Session Update for Broadcast (see clause 7.3.3 of 3GPP TS 23.247 [55]);
- Broadcast MBS Session Release Require (see clause 7.3.x of 3GPP TS 23.247 [55]).
- Broadcast MBS session restoration by MB-SMF (see clause 8.3.2.3 of 3GPP TS 23.527 [33]).
- Selecting an alternative AMF for a Broadcast MBS Session at AMF failure (see clause 8.3.2.4 of 3GPP TS 23.527 [33]).

The AMF shall notify status change of a broadcast MBS session context to the NF Service Consumer (e.g. MB-SMF) by using the HTTP POST method as shown in Figure 5.6.2.5-1.



**Figure 5.6.2.5-1: Broadcast MBS session context status change notification**

1. The AMF shall send a POST request targeting the notification URI received from the NF Service Consumer. The payload body of the POST request shall contain the following information:
  - MBS Session ID (i.e. TMGI, or TMGI and NID for an MBS session in an SNPN);
  - Area Session ID, if this is a Location dependent broadcast MBS service;
  - one or more N2 MBS Session Management containers, if N2 MBS Session Management information (e.g. MBS Session Information Response Transfer IE, MBS Session Information Failure Transfer IE or MBS Session Release Response Transfer IE in 3GPP TS 38.413 [12]) has been received from one or more NG-RANs that needs to be transferred to the NF Service Consumer; for each N2 MBS Session Management container sent towards the MB-SMF, the AMF shall insert the identifier of the NG-RAN node that generated it in the corresponding entry of the n2MbsSmInfoList attribute.
  - the operationStatus IE indicating the completion of the Broadcast MBS session establishment or update, if the NF Service Consumer has requested to establish or update the Broadcast MBS session context and a response has been received from all NG-RANs; and
  - the operationStatus IE indicating the incompleteness of the Broadcast MBS session establishment or update, if the NF Service Consumer has requested to establish or update the Broadcast MBS session context including a maximum response time and the AMF has not received responses from all NG-RANs before the maximum response time elapses.
- The AMF may include an operationEvent attribute in the MBS Context Status Notification request to report the MB-SMF:
  - a NG-RAN failure event, e.g. the NG-RAN failure with or without restart, as specified in clause 8.3.2.3 of 3GPP TS 23.527 [33];
  - that a new AMF has taken over the control of the broadcast MBS session upon an AMF failure as specified in clause 8.3.2.4 of 3GPP TS 23.527 [33]).
- 2a. On success, the NF Service Consumer shall return a "204 No Content" response.

- 2b. On failure or redirection, one of the HTTP status code listed in Table 6.5.5.2.3.1-3 shall be returned. For a 4xx/5xx response, the message body may contain a ProblemDetails attribute with the "cause" attribute set to one of the application errors listed in Table 6.5.5.2.3.1-3.

## 5.7 Namf\_MBSCommunication Service

### 5.7.1 Service Description

This service enables an NF Service Consumer (e.g. MB-SMF) to request the AMF to transfer MBS multicast related N2 message towards NG-RAN(s) serving a multicast MBS session, during a multicast MBS session activation, deactivation or update.

### 5.7.2 Service Operations

#### 5.7.2.1 Introduction

The Namf\_MBSCommunication service supports the following service operations:

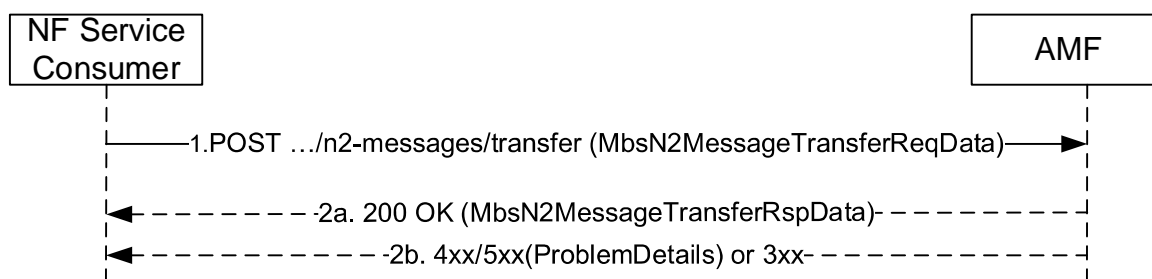
- N2MessageTransfer

#### 5.7.2.2 N2MessageTransfer

The N2MessageTransfer service operation shall be used by the NF Service Consumer (e.g. MB-SMF) to request the AMF to transfer an MBS related N2 message to the NG-RAN nodes serving the multicast MBS session. It is used during the following procedures:

- MBS session activation procedure (see clause 7.2.5.2 of 3GPP TS 23.247 [55]);
- MBS session deactivation procedure (see clause 7.2.5.3 of 3GPP TS 23.247 [55]); and
- Multicast session update procedure (see clause 7.2.6 of 3GPP TS 23.247 [55]).

The NF Service Consumer shall invoke the service operation by sending a POST request to the URI of the "transfer" custom operation (see clause 6.6.3.1) of the AMF. See Figure 5.7.2.2-1.



**Figure 5.7.2.2-1 N2 Message Transfer for a multicast MBS session**

1. The NF Service Consumer shall invoke the custom operation for N2 message transfer by sending a HTTP POST request and the request body shall carry the MbsN2MessageTransferReqData data structure which contains the N2 MBS Session Management information to be transferred. The MbsN2MessageTransferReqData may also contain the Area Session ID, if this is a location dependent multicast MBS session.
- 2a. On success, the AMF shall respond with a "200 OK" status code with MbsN2MessageTransferRspData data structure. The AMF should respond success when it receives the first successful response from the NG-RAN(s).
- 2b. On failure or redirection, one of the HTTP status code listed in Table 6.6.3.1.4.2.2-2 shall be returned. For a 4xx/5xx response, the message body may contain a ProblemDetails attribute with the "cause" attribute set to one of the application errors listed in Table 6.6.4.2.2-2 if any.

---

## 6 API Definitions

### 6.1 Namf\_Communication Service API

#### 6.1.1 API URI

The Namf\_Communication shall use the Namf\_Communication API.

The API URI of the Namf\_Communication API shall be:

**{apiRoot}/<apiName>/<apiVersion>/**

The request URI used in HTTP requests from the NF service consumer towards the NF service producer shall have the Resource URI structure defined in clause 4.4.1 of 3GPP TS 29.501 [5], i.e.:

**{apiRoot}/<apiName>/<apiVersion>/<apiSpecificResourceUriPart>**

with the following components:

- The {apiRoot} shall be set as described in 3GPP TS 29.501 [5].
- The <apiName> shall be "namf-comm".
- The <apiVersion> shall be "v1".
- The <apiSpecificResourceUriPart> shall be set as described in clause 6.1.3.

#### 6.1.2 Usage of HTTP

##### 6.1.2.1 General

HTTP/2, as defined in IETF RFC 7540 [19], shall be used as specified in clause 5 of 3GPP TS 29.500 [4].

HTTP/2 shall be transported as specified in clause 5.3 of 3GPP TS 29.500 [4].

HTTP messages and bodies for the Namf\_Communication service shall comply with the OpenAPI [23] specification contained in Annex A.

##### 6.1.2.2 HTTP standard headers

###### 6.1.2.2.1 General

The usage of HTTP standard headers shall be supported as specified in clause 5.2.2 of 3GPP TS 29.500 [4].

###### 6.1.2.2.2 Content type

The following content types shall be supported:

- JSON, as defined in IETF RFC 8259 [8], shall be used as content type of the HTTP bodies specified in the present specification as indicated in clause 5.4 of 3GPP TS 29.500 [4].
- The Problem Details JSON Object (IETF RFC 7807 [36]). The use of the Problem Details JSON object in a HTTP response body shall be signalled by the content type "application/problem+json".

Multipart messages shall also be supported (see clause 6.1.2.4) using the content type "multipart/related", comprising:

- one JSON body part with the "application/json" content type; and
- one or more binary body parts with 3gpp vendor specific content subtypes.

The 3gpp vendor specific content subtypes defined in Table 6.1.2.2.2-1 shall be supported.

**Table 6.1.2.2-1: 3GPP vendor specific content subtypes**

content subtype	Description
vnd.3gpp.ngap	Binary encoded payload, encoding NG Application Protocol (NGAP) IEs, as specified in clause 9.4 of 3GPP TS 38.413 [12] (ASN.1 encoded).
vnd.3gpp.5gnas	Binary encoded payload, encoding a 5GS NAS message, as specified in 3GPP TS 24.501 [11].
NOTE:	Using 3GPP vendor content subtypes allows to describe the nature of the opaque payload (e.g. NGAP or 5GS NAS information) without having to rely on metadata in the JSON payload.

See clause 6.1.2.4 for the binary payloads supported in the binary body part of multipart messages.

### 6.1.2.3 HTTP custom headers

#### 6.1.2.3.1 General

In this release of this specification, no custom headers specific to the Namf\_Communication service are defined. For 3GPP specific HTTP custom headers used across all service based interfaces, see clause 5.2.3 of 3GPP TS 29.500 [4].

### 6.1.2.4 HTTP multipart messages

HTTP multipart messages shall be supported, to transfer opaque N1 Information (e.g. SM, LPP) and/or N2 Information (e.g. SM, NRPPa, PWS), in the following service operations (and HTTP messages):

- N1N2MessageTransfer Request and Response (POST);
- NonUeN2MessageTransfer Request and Response (POST);
- N1MessageNotify (POST);
- N2InfoNotify (POST);
- NonUeN2InfoNotify (POST);
- UEContextTransfer (POST);
- CreateUEContext (PUT)

HTTP multipart messages shall include one JSON body part and one or more binary body parts comprising:

- N1payload, and/or N2 payload (see clause 6.1.6.4).

The JSON body part shall be the "root" body part of the multipart message. It shall be encoded as the first body part of the multipart message. The "Start" parameter does not need to be included.

The multipart message shall include a "type" parameter (see IETF RFC 2387 [9]) specifying the media type of the root body part, i.e. "application/json".

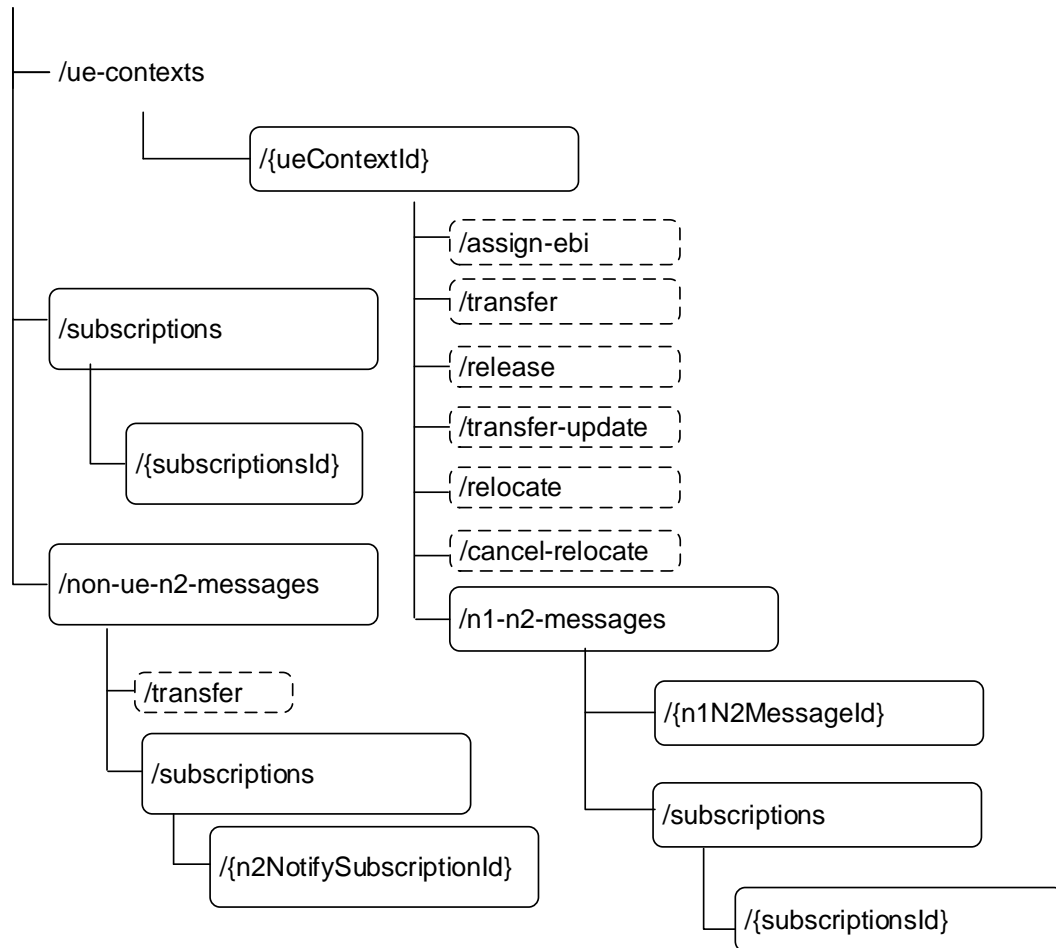
**NOTE:** The "root" body part (or "root" object) is the first body part the application processes when receiving a multipart/related message, see IETF RFC 2387 [9]. The default root is the first body within the multipart/related message. The "Start" parameter indicates the root body part, e.g. when this is not the first body part in the message.

For each binary body part in a HTTP multipart message, the binary body part shall include a Content-ID header (see IETF RFC 2045 [10]), and the JSON body part shall include an attribute, defined with the RefToBinaryData type, that contains the value of the Content-ID header field of the referenced binary body part.

### 6.1.3 Resources

#### 6.1.3.1 Overview

//{apiRoot}/namf-comm/<apiVersion>



**Figure 6.1.3.1-1: Resource URI structure of the Namf\_Communication API**

Table 6.1.3.1-1 provides an overview of the resources and applicable HTTP methods.

Table 6.1.3.1-1: Resources and methods overview

Resource name	Resource URI	HTTP method or custom operation	Description (Mapped Service Operations)
Individual ueContext	/ue-contexts/{ueContextId}	PUT	CreateUEContext
	/ue-contexts/{ueContextId}/release	release (POST)	ReleaseUEContext
	/ue-contexts/{ueContextId}/assign-ebi	assign-ebi (POST)	EBIAssignment
	/ue-contexts/{ueContextId}/transfer	transfer (POST)	UEContextTransfer
	/ue-contexts/{ueContextId}/transfer-update	transfer-update (POST)	RegistrationStatusUpdate
	/ue-contexts/{ueContextId}/relocate	relocate (POST)	RelocateUEContext
	/ue-contexts/{ueContextId}/cancel-relocate	cancel-relocate (POST)	CancelRelocateUEContext
n1N2Message collection	/ue-contexts/{ueContextId}/n1-n2-messages	POST	N1N2MessageTransfer
N1N2 Subscriptions Collection for Individual UE Contexts	/ue-contexts/{ueContextId}/n1-n2-messages/subscriptions	POST	N1N2MessageSubscribe
N1N2 Individual Subscription	/ue-contexts/{ueContextId}/n1-n2-messages/subscriptions/{subscriptionId}	DELETE	N1N2MessageUnSubscribe
subscriptions collection	/subscriptions	POST	AMFStatusChangeSubscribe
individual subscription	/subscriptions/{subscriptionId}	PUT	AMFStatusChangeSubscribe
		DELETE	AMFStatusChangeUnSubscribe
Non UE N2Messages collection	/non-ue-n2-messages/transfer	transfer (POST)	NonUEN2MessageTransfer
Non UE N2Messages Subscriptions collection	/non-ue-n2-messages/subscriptions	POST	NonUEN2InfoSubscribe
Non UE N2 Message Notification Individual Subscription	/non-ue-n2-messages/subscriptions/{n2NotifySubscriptionId}	DELETE	NonUEN2InfoUnsubscribe

### 6.1.3.2 Resource: Individual ueContext

#### 6.1.3.2.1 Description

This resource represents the an individual ueContext identified by the ueContextId.

This resource is modelled as the Document resource archetype (see clause C.1 of 3GPP TS 29.501 [5]).



### 6.1.3.2.2 Resource Definition

Resource URI: {apiRoot}/namf-comm/<apiVersion>/ue-contexts/{ueContextId}

This resource shall support the resource URI variables defined in table 6.1.3.2.2-1.

**Table 6.1.3.2.2-1: Resource URI variables for this resource**

Name	Data Type	Definition
apiRoot	String	See clause 6.1.1
apiVersion	String	See clause 6.1.1.
ueContextId	String	Represents the 5G Globally Unique Temporary Identifier (See 3GPP TS 23.501 [2] clause 5.9.4) Pattern: "5g-guti-[0-9]{5,6}[0-9a-fA-F]{14}" Or represents the Subscription Permanent Identifier (see 3GPP TS 23.501 [2] clause 5.9.2) pattern: see pattern of type Supi in 3GPP TS 29.571 [6] Or represents the Permanent Equipment Identifier (see 3GPP TS 23.501 [2] clause 5.9.3) pattern: "(imei-[0-9]{15})imeisv-[0-9]{16}(.+)"

When the ueContextId is composed by UE's SUPI or PEI, UE's PEI shall be used for the case:

- If the UE is emergency registration and the UE is UICCless;
- If the UE is emergency registration but SUPI is not authenticated.

For other cases, UE's SUPI shall be used.

### 6.1.3.2.3 Resource Standard Methods

#### 6.1.3.2.3.1 PUT

This ueContextId identifies the individual ueContext resource is composed by UE's SUPI or PEI, See table 6.1.3.2.2-1.

This method shall support the URI query parameters specified in table 6.1.3.2.3.1-1.

**Table 6.1.3.2.3.1-1: URI query parameters supported by the PUT method on this resource**

Name	Data type	P	Cardinality	Description
n/a				

This method shall support the request data structures specified in table 6.1.3.2.3.1-2 and the response data structures and response codes specified in table 6.1.3.2.3.1-3.

**Table 6.1.3.2.3.1-2: Data structures supported by the PUT Request Body on this resource**

Data type	P	Cardinality	Description
UeContextCreate Data	M	1	Defines the UE Context to be created.

**Table 6.1.3.2.3.1-3: Data structures supported by the PUT Response Body on this resource**

Data type	P	Cardinality	Response codes	Description
UeContextCreatedData	M	1	201 Created	This case represents the successful creation of a new UE Context. Upon success, a response body is returned containing the newly created UE Context.
RedirectResponse	O	0..1	307 Temporary Redirect	Temporary redirection. The response shall include a Location header field containing a different URI , or the same URI if a request is redirected to the same target resource via a different SCP. In the former case, the URI shall be an alternative URI of the resource located on an alternative service instance within the same AMF or AMF (service) set.
RedirectResponse	O	0..1	308 Permanent Redirect	Permanent redirection. The response shall include a Location header field containing a different URI, or the same URI if a request is redirected to the same target resource via a different SCP. In the former case, the URI shall be an alternative URI of the resource located on an alternative service instance within the same AMF or AMF (service) set.
UeContextCreateError	O	0..1	403 Forbidden	This case represents the creation of a new UE Context is not successful.  The "cause" attribute may be used to indicate one of the following application errors: - HANDOVER_FAILURE
ProblemDetails	O	0..1	403 Forbidden	This error shall only be returned by an SCP or a SEPP for errors they originate.
NOTE: The mandatory HTTP error status code for the PUT method listed in Table 5.2.7.1-1 of 3GPP TS 29.500 [4] also apply, with response body containing an object of ProblemDetails data type (see clause 5.2.7 of 3GPP TS 29.500 [4]).				

**Table 6.1.3.2.3.1-4: Headers supported by the 201 Response Code on this resource**

Name	Data type	P	Cardinality	Description
Location	string	M	1	Contains the URI of the newly created resource, according to the structure: {apiRoot}/namf-comm/<apiVersion>/ue-contexts/{ueContextId}

**Table 6.1.3.2.3.1-5: Headers supported by the 307 Response Code on this resource**

Name	Data type	P	Cardinality	Description
Location	string	M	1	An alternative URI of the resource located on an alternative service instance within the same AMF or AMF (service) set. Or the same URI, if a request is redirected to the same target resource via a different SCP.
3gpp-Sbi-Target-Nf-Id	string	O	0..1	Identifier of the target NF (service) instance ID towards which the request is redirected

**Table 6.1.3.2.3.1-6: Headers supported by the 308 Response Code on this resource**

Name	Data type	P	Cardinality	Description
Location	string	M	1	An alternative URI of the resource located on an alternative service instance within the same AMF or AMF (service) set. Or the same URI, if a request is redirected to the same target resource via a different SCP.
3gpp-Sbi-Target-Nf-Id	string	O	0..1	Identifier of the target NF (service) instance ID towards which the request is redirected

## 6.1.3.2.4 Resource Custom Operations

## 6.1.3.2.4.1 Overview

**Table 6.1.3.2.4.1-1: Custom operations**

Operation Name	Custom operation URI	Mapped HTTP method	Description
release	/ue-contexts/{ueContextId}/release	POST	Release an existing individual ueContext resource. It is used for the Release UE Context service operation.
assign-ebi	/ue-contexts/{ueContextId}/assign-ebi	POST	Assign EPS bearer ID(s) towards EPS bearer(s) mapped from QoS Flow(s), for a PDU session for the UE. It is used for EBIAssignment service operation.
transfer	/ue-contexts/{ueContextId}/transfer	POST	Transfer an existing individual ueContext resource from old AMF to new AMF. It is used for the UEContextTransfer service operation.
transfer-update	/ue-contexts/{ueContextId}/transfer-update	POST	Update the source AMF about the status of UE registration at the target AMF. It is used for the RegistrationStatusUpdate service operation.
relocate	/ue-contexts/{ueContextId}/relocate	POST	Relocate an existing individual ueContext resource. It is used for the RelocateUEContext service operation.

## 6.1.3.2.4.2 Operation: release (POST)

## 6.1.3.2.4.2.1 Description

This ueContextId identifies the individual ueContext resource is composed by UE's SUPI or PEI, See table 6.1.3.2.2-1.

## 6.1.3.2.4.2.2 Operation Definition

This operation shall support the request data structures specified in table 6.1.3.2.4.2.2-1 and the response data structure and response codes specified in table 6.1.3.2.4.2.2-2.

**Table 6.1.3.2.4.2.2-1: Data structures supported by the (POST) release Request Body on this resource**

Data type	P	Cardinality	Description
UEContextRelease	M	1	The information used for releasing of the UE Context

**Table 6.1.3.2.4.2.2-2: Data structures supported by the (POST) release Response Body on this resource**

Data type	P	Cardinality	Response codes	Description
n/a			204 No Content	This case represents the handover is cancelled successfully.
RedirectResponse	O	0..1	307 Temporary Redirect	Temporary redirection. The response shall include a Location header field containing a different URI, or the same URI if a request is redirected to the same target resource via a different SCP. In the former case, the URI shall be an alternative URI of the resource located on an alternative service instance within the same AMF or AMF (service) set.
RedirectResponse	O	0..1	308 Permanent Redirect	Permanent redirection. The response shall include a Location header field containing a different URI, or the same URI if a request is redirected to the same target resource via a different SCP. In the former case, the URI shall be an alternative URI of the resource located on an alternative service instance within the same AMF or AMF (service) set.
ProblemDetails	O	0..1	403 Forbidden	The "cause" attribute may be used to indicate one of the following application errors: - UNSPECIFIED - SUPI_OR_PEI_UNKNOWN  See table 6.1.7.3-1 for the description of this error.
ProblemDetails	O	0..1	404 Not Found	The "cause" attribute may be used to indicate one of the following application errors: - CONTEXT_NOT_FOUND  See table 6.1.7.3-1 for the description of this error.
NOTE: The mandatory HTTP error status code for the POST method listed in Table 5.2.7.1-1 of 3GPP TS 29.500 [4] also apply, with response body containing an object of ProblemDetails data type (see clause 5.2.7 of 3GPP TS 29.500 [4]).				

**Table 6.1.3.2.4.2.2-3: Headers supported by the 307 Response Code on this resource**

Name	Data type	P	Cardinality	Description
Location	string	M	1	An alternative URI of the resource located on an alternative service instance within the same AMF or AMF (service) set. Or the same URI, if a request is redirected to the same target resource via a different SCP.
3gpp-Sbi-Target-Nf-Id	string	O	0..1	Identifier of the target NF (service) instance ID towards which the request is redirected

**Table 6.1.3.2.4.2.2-4: Headers supported by the 308 Response Code on this resource**

Name	Data type	P	Cardinality	Description
Location	string	M	1	An alternative URI of the resource located on an alternative service instance within the same AMF or AMF (service) set. Or the same URI, if a request is redirected to the same target resource via a different SCP.
3gpp-Sbi-Target-Nf-Id	string	O	0..1	Identifier of the target NF (service) instance ID towards which the request is redirected

6.1.3.2.4.3 Operation: assign-ebi (POST)

6.1.3.2.4.3.1 Description

This ueContextId identifies the individual ueContext resource is composed by UE's SUPI or PEI, see Table 6.1.3.2.2-1.

## 6.1.3.2.4.3.2 Operation Definition

This operation shall support the request data structures specified in table 6.1.3.2.4.3.2-1 and the response data structure and response codes specified in table 6.1.3.2.4.3.2-2.

**Table 6.1.3.2.4.3.2-1: Data structures supported by the (POST) assign-ebi Request Body on this resource**

Data type	P	Cardinality	Description
AssignEbiData	M	1	The information required for AMF to allocate EPS bearer ID(s) or to update the mapping of EBI and ARP for a QoS flow to which an EBI is already allocated.

**Table 6.1.3.2.4.3.2-2: Data structures supported by the (POST) assign-ebi Response Body on this resource**

Data type	P	Cardinality	Response codes	Description
AssignedEbiData	M	1	200 OK	Represent successful assignment of EPS bearer ID service operation, with the assigned EBIs included, or represent successful update of the mapping of EBI and ARP for a QoS flow to which an EBI is already allocated. AMF may allocate only a subset of the requested EBIs, when not enough available EBI(s) can be allocated, e.g. when other PDU sessions with higher ARP have occupied too many EBIs. If the POST request body contained "releasedEbiList" the AMF shall release those EBI(s) and shall include the "releaseEbiList" IE in the POST response body.
RedirectResponse	O	0..1	307 Temporary Redirect	Temporary redirection. The response shall include a Location header field containing a different URI, or the same URI if a request is redirected to the same target resource via a different SCP. In the former case, the URI shall be an alternative URI of the resource located on an alternative service instance within the same AMF or AMF (service) set.
RedirectResponse	O	0..1	308 Permanent Redirect	Permanent redirection. The response shall include a Location header field containing a different URI, or the same URI if a request is redirected to the same target resource via a different SCP. In the former case, the URI shall be an alternative URI of the resource located on an alternative service instance within the same AMF or AMF (service) set.
AssignEbiError	O	0..1	403 Forbidden	This represents the case when none of the requested EBI(s) can be assigned by the AMF. The "cause" attribute of the ProblemDetails shall be set to: <ul style="list-style-type: none"> <li>- EBI_EXHAUSTED, if the number of EBIs allocated for the UE has already reached the maximum limit.</li> <li>- EBI_REJECTED_LOCAL_POLICY, if the EBI allocation is rejected due to local policies at the AMF as specified in clause 4.11.1.4.1 of 3GPP TS 23.502 [3].</li> <li>- EBI_REJECTED_NO_N26, if the EBI allocation was rejected when the AMF is in a serving PLMN that does not support 5GS-EPS interworking procedures with N26 interface as specified in clause 5.17.2.3.1 of 3GPP TS 23.501 [2].</li> </ul>
ProblemDetails	O	0..1	403 Forbidden	This error shall only be returned by an SCP for errors it originates.
AssignEbiError	O	0..1	409 Conflict	This represents the case when none of the requested EBI(s) can be assigned by the AMF. The "cause" attribute of the ProblemDetails shall be set to: <ul style="list-style-type: none"> <li>- TEMPORARY_REJECT_REGISTRATION_ONGOING, if there is an ongoing registration procedure.</li> <li>- TEMPORARY_REJECT_HANDOVER_ONGOING, if there is an ongoing N2 handover procedure.</li> </ul>
NOTE: The mandatory HTTP error status code for the POST method listed in Table 5.2.7.1-1 of 3GPP TS 29.500 [4] also apply, with response body containing an object of ProblemDetails data type (see clause 5.2.7 of 3GPP TS 29.500 [4]).				

**Table 6.1.3.2.4.3.2-3: Headers supported by the 307 Response Code on this resource**

Name	Data type	P	Cardinality	Description
Location	string	M	1	An alternative URI of the resource located on an alternative service instance within the same AMF or AMF (service) set. Or the same URI, if a request is redirected to the same target resource via a different SCP.
3gpp-Sbi-Target-Nf-Id	string	O	0..1	Identifier of the target NF (service) instance ID towards which the request is redirected

**Table 6.1.3.2.4.3.2-4: Headers supported by the 308 Response Code on this resource**

Name	Data type	P	Cardinality	Description
Location	string	M	1	An alternative URI of the resource located on an alternative service instance within the same AMF or AMF (service) set. Or the same URI, if a request is redirected to the same target resource via a different SCP.
3gpp-Sbi-Target-Nf-Id	string	O	0..1	Identifier of the target NF (service) instance ID towards which the request is redirected

#### 6.1.3.2.4.4 Operation: transfer (POST)

##### 6.1.3.2.4.4.1 Description

This ueContextId identifies the individual ueContext resource is composed by UE's 5G-GUTI or SUPI, see Table 6.1.3.2.2-1.

##### 6.1.3.2.4.4.2 Operation Definition

This operation shall support the request data structures specified in table 6.1.3.2.4.4.2-1 and the response data structure and response codes specified in table 6.1.3.2.4.4.2-2.

**Table 6.1.3.2.4.4.2-1: Data structures supported by the (POST) transfer Request Body on this resource**

Data type	P	Cardinality	Description
UeContextTransferReqData	M	1	Represents to start transferring of an individual ueContext resource from old AMF to new AMF.

**Table 6.1.3.2.4.4.2-2: Data structures supported by the (POST) transfer Response Body on this resource**

Data type	P	Cardinality	Response codes	Description
UeContextTransferRespData	M	1	200 OK	Indicates the transferring of the individual ueContext resource is started successfully.
RedirectResponse	O	0..1	307 Temporary Redirect	Temporary redirection. The response shall include a Location header field containing a different URI, or the same URI if a request is redirected to the same target resource via a different SCP. In the former case, the URI shall be an alternative URI of the resource located on an alternative service instance within the same AMF or AMF (service) set.
RedirectResponse	O	0..1	308 Permanent Redirect	Permanent redirection. The response shall include a Location header field containing a different URI, or the same URI if a request is redirected to the same target resource via a different SCP. In the former case, the URI shall be an alternative URI of the resource located on an alternative service instance within the same AMF or AMF (service) set.
ProblemDetails	O	0..1	403 Forbidden	Indicates that AMF can understand the request but cannot fulfil the request due to errors. If the integrity check of the included complete registration message fails at the source AMF the "cause" attribute is set to: <ul style="list-style-type: none"> <li>- INTEGRITY_CHECK_FAIL.</li> </ul> See table 6.1.7.3-1 for the description of these errors.
ProblemDetails	O	0..1	404 Not Found	If the AMF does not have the requested UE context, the AMF shall return this status code and the "cause" attribute is set to: <ul style="list-style-type: none"> <li>- CONTEXT_NOT_FOUND</li> </ul> See table 6.1.7.3-1 for the description of these errors.
NOTE: The mandatory HTTP error status code for the POST method listed in Table 5.2.7.1-1 of 3GPP TS 29.500 [4] also apply, with response body containing an object of ProblemDetails data type (see clause 5.2.7 of 3GPP TS 29.500 [4]).				

**Table 6.1.3.2.4.4.2-3: Headers supported by the 307 Response Code on this resource**

Name	Data type	P	Cardinality	Description
Location	string	M	1	An alternative URI of the resource located on an alternative service instance within the same AMF or AMF (service) set. Or the same URI, if a request is redirected to the same target resource via a different SCP.
3gpp-Sbi-Target-Nf-Id	string	O	0..1	Identifier of the target NF (service) instance ID towards which the request is redirected

**Table 6.1.3.2.4.4.2-4: Headers supported by the 308 Response Code on this resource**

Name	Data type	P	Cardinality	Description
Location	string	M	1	An alternative URI of the resource located on an alternative service instance within the same AMF or AMF (service) set. Or the same URI, if a request is redirected to the same target resource via a different SCP.
3gpp-Sbi-Target-Nf-Id	string	O	0..1	Identifier of the target NF (service) instance ID towards which the request is redirected



6.1.3.2.4.5 Operation: transfer-update (POST)

6.1.3.2.4.5.1 Description

This ueContextId identifies the individual ueContext resource is composed by UE's 5G-GUTI, see Table 6.1.3.2.2-1.

6.1.3.2.4.5.2 Operation Definition

This operation shall support the request data structures specified in table 6.1.3.2.4.5.2-1 and the response data structure and response codes specified in table 6.1.3.2.4.5.2-2.

**Table 6.1.3.2.4.5.2-1: Data structures supported by the (POST) transfer-update Request Body on this resource**

Data type	P	Cardinality	Description
UeRegStatusUpdateReqData	M	1	Represents to the update of status on the transferring of an individual ueContext resource from old AMF to new AMF.

**Table 6.1.3.2.4.5.2-2: Data structures supported by the (POST) transfer-update Response Body on this resource**

Data type	P	Cardinality	Response codes	Description
UeRegStatusUpdateRspData	M	1	200 OK	Indicates the update of UE context transfer status is successful at the source AMF.
RedirectResponse	O	0..1	307 Temporary Redirect	Temporary redirection. The response shall include a Location header field containing a different URI, or the same URI if a request is redirected to the same target resource via a different SCP. In the former case, the URI shall be an alternative URI of the resource located on an alternative service instance within the same AMF or AMF (service) set.
RedirectResponse	O	0..1	308 Permanent Redirect	Permanent redirection. The response shall include a Location header field containing a different URI, or the same URI if a request is redirected to the same target resource via a different SCP. In the former case, the URI shall be an alternative URI of the resource located on an alternative service instance within the same AMF or AMF (service) set.
ProblemDetails	O	0..1	403 Forbidden	Indicates that AMF can understand the request but cannot fulfil the request due to errors.
ProblemDetails	O	0..1	404 Not Found	If the AMF does not have the requested UE context, the AMF shall return this status code and the "cause" attribute is set to: - CONTEXT_NOT_FOUND
NOTE: The mandatory HTTP error status code for the POST method listed in Table 5.2.7.1-1 of 3GPP TS 29.500 [4] also apply, with response body containing an object of ProblemDetails data type (see clause 5.2.7 of 3GPP TS 29.500 [4]).				

**Table 6.1.3.2.4.5.2-3: Headers supported by the 307 Response Code on this resource**

Name	Data type	P	Cardinality	Description
Location	string	M	1	An alternative URI of the resource located on an alternative service instance within the same AMF or AMF (service) set. Or the same URI, if a request is redirected to the same target resource via a different SCP.
3gpp-Sbi-Target-Nf-Id	string	O	0..1	Identifier of the target NF (service) instance ID towards which the request is redirected

**Table 6.1.3.2.4.5.2-4: Headers supported by the 308 Response Code on this resource**

Name	Data type	P	Cardinality	Description
Location	string	M	1	An alternative URI of the resource located on an alternative service instance within the same AMF or AMF (service) set. Or the same URI, if a request is redirected to the same target resource via a different SCP.
3gpp-Sbi-Target-Nf-Id	string	O	0..1	Identifier of the target NF (service) instance ID towards which the request is redirected

6.1.3.2.4.6 Operation: relocate (POST)

6.1.3.2.4.6.1 Description

The ueContextId identifying the individual ueContext resource is composed by UE's SUPI or PEI, see Table 6.1.3.2.2-1.

6.1.3.2.4.6.2 Operation Definition

This operation shall support the request data structures specified in table 6.1.3.2.4.6.2-1 and the response data structure and response codes specified in table 6.1.3.2.4.5.2-2.

**Table 6.1.3.2.4.6.2-1: Data structures supported by the (POST) relocate Request Body on this resource**

Data type	P	Cardinality	Description
UeContextRelocateData	M	1	Defines the UE Context to be relocated to a new AMF.

**Table 6.1.3.2.4.6.2-2: Data structures supported by the (POST) relocate Response Body on this resource**

Data type	P	Cardinality	Response codes	Description
UeContextRelocatedData	M	1	201 Created	This case represents the successful relocation of UE Context to a new AMF. Upon success, a response body is returned containing the newly created UE Context in new AMF.
RedirectResponse	O	0..1	307 Temporary Redirect	Temporary redirection. The response shall include a Location header field containing a different URI, or the same URI if a request is redirected to the same target resource via a different SCP. In the former case, the URI shall be an alternative URI of the resource located on an alternative service instance within the same AMF or AMF (service) set.
RedirectResponse	O	0..1	308 Permanent Redirect	Permanent redirection. The response shall include a Location header field containing a different URI, or the same URI if a request is redirected to the same target resource via a different SCP. In the former case, the URI shall be an alternative URI of the resource located on an alternative service instance within the same AMF or AMF (service) set.
ProblemDetail	O	0..1	403 Forbidden	This case represents an unsuccessful relocation of UE Context to a new AMF.  The "cause" attribute may be used to indicate one of the following application errors: - HANDOVER_FAILURE
NOTE: The mandatory HTTP error status code for the POST method listed in Table 5.2.7.1-1 of 3GPP TS 29.500 [4] also apply, with response body containing an object of ProblemDetails data type (see clause 5.2.7 of 3GPP TS 29.500 [4]).				

**Table 6.1.3.2.4.6.2-3: Headers supported by the 307 Response Code on this resource**

Name	Data type	P	Cardinality	Description
Location	string	M	1	An alternative URI of the resource located on an alternative service instance within the same AMF or AMF (service) set. Or the same URI, if a request is redirected to the same target resource via a different SCP.
3gpp-Sbi-Target-Nf-Id	string	O	0..1	Identifier of the target NF (service) instance ID towards which the request is redirected

**Table 6.1.3.2.4.6.2-4: Headers supported by the 308 Response Code on this resource**

Name	Data type	P	Cardinality	Description
Location	string	M	1	An alternative URI of the resource located on an alternative service instance within the same AMF or AMF (service) set. Or the same URI, if a request is redirected to the same target resource via a different SCP.
3gpp-Sbi-Target-Nf-Id	string	O	0..1	Identifier of the target NF (service) instance ID towards which the request is redirected

6.1.3.2.4.7 Operation: cancel-relocate (POST)

6.1.3.2.4.7.1 Description

This ueContextId identifying the individual ueContext resource is composed by UE's SUPI or PEI, See table 6.1.3.2.2-1.

## 6.1.3.2.4.7.2 Operation Definition

This operation shall support the request data structures specified in table 6.1.3.2.4.7.2-1 and the response data structure and response codes specified in table 6.1.3.2.4.2.7-2.

**Table 6.1.3.2.4.7.2-1: Data structures supported by the (POST) release Request Body on this resource**

Data type	P	Cardinality	Description
UEContextCancelRelocateData	M	1	The information used for cancellation of UE Context Relocation.

**Table 6.1.3.2.4.2.7-2: Data structures supported by the (POST) release Response Body on this resource**

Data type	P	Cardinality	Response codes	Description
n/a			204 No Content	This case represents the handover is cancelled successfully.
RedirectResponse	O	0..1	307 Temporary Redirect	Temporary redirection. The response shall include a Location header field containing a different URI, or the same URI if a request is redirected to the same target resource via a different SCP. In the former case, the URI shall be an alternative URI of the resource located on an alternative service instance within the same AMF or AMF (service) set.
RedirectResponse	O	0..1	308 Permanent Redirect	Permanent redirection. The response shall include a Location header field containing a different URI, or the same URI if a request is redirected to the same target resource via a different SCP. In the former case, the URI shall be an alternative URI of the resource located on an alternative service instance within the same AMF or AMF (service) set.
ProblemDetails	O	0..1	403 Forbidden	The "cause" attribute may be used to indicate one of the following application errors: - UNSPECIFIED - SUPI_OR_PEI_UNKNOWN  See table 6.1.7.3-1 for the description of this error.
ProblemDetails	O	0..1	404 Not Found	The "cause" attribute may be used to indicate one of the following application errors: - CONTEXT_NOT_FOUND  See table 6.1.7.3-1 for the description of this error.
NOTE: The mandatory HTTP error status code for the POST method listed in Table 5.2.7.1-1 of 3GPP TS 29.500 [4] also apply, with response body containing an object of ProblemDetails data type (see clause 5.2.7 of 3GPP TS 29.500 [4]).				

**Table 6.1.3.2.4.2.7-3: Headers supported by the 307 Response Code on this resource**

Name	Data type	P	Cardinality	Description
Location	string	M	1	An alternative URI of the resource located on an alternative service instance within the same AMF or AMF (service) set. Or the same URI, if a request is redirected to the same target resource via a different SCP.
3gpp-Sbi-Target-Nf-Id	string	O	0..1	Identifier of the target NF (service) instance ID towards which the request is redirected

**Table 6.1.3.2.4.2.7-4: Headers supported by the 308 Response Code on this resource**

Name	Data type	P	Cardinality	Description
Location	string	M	1	An alternative URI of the resource located on an alternative service instance within the same AMF or AMF (service) set. Or the same URI, if a request is redirected to the same target resource via a different SCP.
3gpp-Sbi-Target-Nf-Id	string	O	0..1	Identifier of the target NF (service) instance ID towards which the request is redirected

### 6.1.3.3 Resource: N1N2 Subscriptions Collection for Individual UE Contexts

#### 6.1.3.3.1 Description

This resource represents the collection under an individual UE context for storing the subscriptions for notifications of UE specific N1 and N2 message types. This resource is modelled as the Collection resource archetype (see clause C.2 of 3GPP TS 29.501 [5]).

#### 6.1.3.3.2 Resource Definition

Resource URI: **{apiRoot}/namf-comm/<apiVersion>/{ueContextId}/n1-n2-messages/subscriptions**

This resource shall support the resource URI variables defined in table 6.1.3.3.2-1.

**Table 6.1.3.3.2-1: Resource URI variables for this resource**

Name	Data type	Definition
apiRoot	string	See clause 6.1.1
apiVersion	string	See clause 6.1.1.
ueContextId	string	Represents the Subscription Permanent Identifier (see 3GPP TS 23.501 [2] clause 5.9.2) pattern: see pattern of type Supi in 3GPP TS 29.571 [6] Or represents the Permanent Equipment Identifier (see 3GPP TS 23.501 [2] clause 5.9.3) pattern: "(imei-[0-9]{15})"

#### 6.1.3.3.3 Resource Standard Methods

##### 6.1.3.3.3.1 POST

This method creates an individual N1/N2 information subscription resource for UE related N1/N2 information. This method is used by NF Service Consumers (e.g. PCF) to subscribe for notifications about UE related N1/N2 Information.

This method shall support the request data structures specified in table 6.1.3.3.3.1-2 and the response data structures and response codes specified in table 6.1.3.3.3.1-3.

**Table 6.1.3.3.3.1-2: Data structures supported by the POST Request Body on this resource**

Data type	P	Cardinality	Description
UeN1N2InfoSubscriptionCreateData	C	0..1	Representation of the subscription for N1 and/or N2 information notification. It shall contain the information regarding N1 and/or N2 information to be notified and the callback URI for the respective notifications.

**Table 6.1.3.3.1-3: Data structures supported by the POST Response Body on this resource**

Data type	P	Cardinality	Response codes	Description
UeN1N2InfoSubscriptionCreatedData	C	0..1	201 Created	This case represents the successful creation of the subscription for N1 and/or N2 information notification.  Upon success, a response body is returned containing the representation describing the status of the request.  The Location header shall contain the location (URI) of the created subscription resource.
RedirectResponse	O	0..1	307 Temporary Redirect	Temporary redirection. The response shall include a Location header field containing a different URI, or the same URI if a request is redirected to the same target resource via a different SCP. In the former case, the URI shall be an alternative URI of the resource located on an alternative service instance within the same AMF or AMF (service) set.
RedirectResponse	O	0..1	308 Permanent Redirect	Permanent redirection. The response shall include a Location header field containing a different URI, or the same URI if a request is redirected to the same target resource via a different SCP. In the former case, the URI shall be an alternative URI of the resource located on an alternative service instance within the same AMF or AMF (service) set.
NOTE: The mandatory HTTP error status code for the POST method listed in Table 5.2.7.1-1 of 3GPP TS 29.500 [4] also apply, with response body containing an object of ProblemDetails data type (see clause 5.2.7 of 3GPP TS 29.500 [4]).				

**Table 6.1.3.3.1-4: Headers supported by the 201 Response Code on this resource**

Name	Data type	P	Cardinality	Description
Location	string	M	1	Contains the URI of the newly created resource, according to the structure: {apiRoot}/namf-comm/<apiVersion>/ueContextId/ue-contexts/n1-n2-messages/subscriptions/{subscriptionId}

**Table 6.1.3.3.1-5: Headers supported by the 307 Response Code on this resource**

Name	Data type	P	Cardinality	Description
Location	string	M	1	An alternative URI of the resource located on an alternative service instance within the same AMF or AMF (service) set. Or the same URI, if a request is redirected to the same target resource via a different SCP.
3gpp-Sbi-Target-Nf-Id	string	O	0..1	Identifier of the target NF (service) instance ID towards which the request is redirected

**Table 6.1.3.3.1-6: Headers supported by the 308 Response Code on this resource**

Name	Data type	P	Cardinality	Description
Location	string	M	1	An alternative URI of the resource located on an alternative service instance within the same AMF or AMF (service) set. Or the same URI, if a request is redirected to the same target resource via a different SCP.
3gpp-Sbi-Target-Nf-Id	string	O	0..1	Identifier of the target NF (service) instance ID towards which the request is redirected

#### 6.1.3.3.4 Resource Custom Operations

There are no custom operations supported on this resource.

### 6.1.3.4 Resource: N1N2 Individual Subscription

#### 6.1.3.4.1 Description

This resource represents the individual subscription for the subscription for notifications of UE specific N1 and N2 message types.

This resource is modelled as the Document resource archetype (see clause C.1 of 3GPP TS 29.501 [5]).

#### 6.1.3.4.2 Resource Definition

Resource URI: **{apiRoot}/namf-comm/<apiVersion>/{ueContextId}/n1-n2-messages/subscriptions/{subscriptionId}**

This resource shall support the resource URI variables defined in table 6.1.3.4.2-1.

**Table 6.1.3.4.2-1: Resource URI variables for this resource**

Name	Data type	Definition
apiRoot	string	See clause 6.1.1
apiVersion	string	See clause 6.1.1.
ueContextId	string	Represents the Subscription Permanent Identifier (see 3GPP TS 23.501 [2] clause 5.9.2) pattern: see pattern of type Supi in 3GPP TS 29.571 [6] Or represents the Permanent Equipment Identifier (see 3GPP TS 23.501 [2] clause 5.9.3) pattern: "(imei-[0-9]{15})"
subscriptionId	string	Represents the individual subscription to the UE specific N1/N2 message notification.

#### 6.1.3.4.3 Resource Standard Methods

##### 6.1.3.4.3.1 DELETE

This method deletes an individual N1/N2 message notification subscription resource for an individual UE. This method is used by NF Service Consumers (e.g. PCF) to unsubscribe for notifications about UE related N1/N2 information.

This method shall support the request data structures specified in table 6.1.3.4.3.1-2 and the response data structures and response codes specified in table 6.1.3.4.3.1-3.

**Table 6.1.3.4.3.1-2: Data structures supported by the DELETE Request Body on this resource**

Data type	P	Cardinality	Description
n/a			

**Table 6.1.3.4.3.1-3: Data structures supported by the DELETE Response Body on this resource**

Data type	P	Cardinality	Response codes	Description
n/a			204 No Content	
RedirectResponse	O	0..1	307 Temporary Redirect	Temporary redirection. The response shall include a Location header field containing a different URI, or the same URI if a request is redirected to the same target resource via a different SCP. In the former case, the URI shall be an alternative URI of the resource located on an alternative service instance within the same AMF or AMF (service) set.
RedirectResponse	O	0..1	308 Permanent Redirect	Permanent redirection. The response shall include a Location header field containing a different URI, or the same URI if a request is redirected to the same target resource via a different SCP. In the former case, the URI shall be an alternative URI of the resource located on an alternative service instance within the same AMF or AMF (service) set.
ProblemDetails	O	0..1	404 Not Found	If the resource corresponding to the SubscriptionId cannot be found, the AMF shall return this status code. The "cause" attribute is set to: - SUBSCRIPTION_NOT_FOUND
NOTE: The mandatory HTTP error status code for the DELETE method listed in Table 5.2.7.1-1 of 3GPP TS 29.500 [4] also apply, with response body containing an object of ProblemDetails data type (see clause 5.2.7 of 3GPP TS 29.500 [4]).				

**Table 6.1.3.4.3.1-4: Headers supported by the 307 Response Code on this resource**

Name	Data type	P	Cardinality	Description
Location	string	M	1	An alternative URI of the resource located on an alternative service instance within the same AMF or AMF (service) set. Or the same URI, if a request is redirected to the same target resource via a different SCP.
3gpp-Sbi-Target-Nf-Id	string	O	0..1	Identifier of the target NF (service) instance ID towards which the request is redirected

**Table 6.1.3.4.3.1-5: Headers supported by the 308 Response Code on this resource**

Name	Data type	P	Cardinality	Description
Location	string	M	1	An alternative URI of the resource located on an alternative service instance within the same AMF or AMF (service) set. Or the same URI, if a request is redirected to the same target resource via a different SCP.
3gpp-Sbi-Target-Nf-Id	string	O	0..1	Identifier of the target NF (service) instance ID towards which the request is redirected

#### 6.1.3.4.4 Resource Custom Operations

There are no custom operations supported on this resource.

#### 6.1.3.5 Resource: N1N2 Messages Collection

##### 6.1.3.5.1 Description

This resource represents the collection on which UE related N1 messages and N2 information transfer are initiated and the N1 information for the UE is stored temporarily until the UE is reachable. This resource is modelled with the Collection resource archetype (see clause C.2 of 3GPP TS 29.501 [5]).

##### 6.1.3.5.2 Resource Definition

Resource URI: {apiRoot}/namf-comm/<apiVersion>/ue-contexts/{ueContextId}/n1-n2-messages



This resource shall support the resource URI variables defined in table 6.1.3.5.2-1.

**Table 6.1.3.5.2-1: Resource URI variables for this resource**

Name	Data type	Definition
apiRoot	string	See clause 6.1.1
apiVersion	string	See clause 6.1.1.
ueContextId	string	Represents the Subscription Permanent Identifier (see 3GPP TS 23.501 [2] clause 5.9.2) pattern: see pattern of type Supi in 3GPP TS 29.571 [6] Or represents the Permanent Equipment Identifier (see 3GPP TS 23.501 [2] clause 5.9.3) pattern: "(imei-[0-9]{15} imeisv-[0-9]{16})" Or represents the LCS Correlation ID (see 3GPP TS 29.572 [25] clause 6.1.6.3.2) (NOTE) pattern: "(cid-.{1,255})"
NOTE: The LCS Correlation ID shall only be applied when transferring LCS related UE-Specific N1 and/or N2 messages.		

### 6.1.3.5.3 Resource Standard Methods

#### 6.1.3.5.3.1 POST

This method initiates a N1 message and/or N2 message transfer at the AMF and may create a resource to store the N1 and/or N2 message as specified in clause 5.2.2.3.1.2, e.g. if asynchronous type communication is invoked or if the UE is paged.

This method shall support the request data structures specified in table 6.1.3.5.3.1-1 and the response data structures and response codes specified in table 6.1.3.5.3.1-2.

**Table 6.1.3.5.3.1-1: Data structures supported by the POST Request Body on this resource**

Data type	P	Cardinality	Description
N1N2MessageTransferReqData	M	1	This contains: <ul style="list-style-type: none"> <li>- N1 message, if the NF Service Consumer requests to transfer an N1 message to the UE or;</li> <li>- N2 information, if the NF Service Consumer requests to transfer an N2 information to the 5G-AN or;</li> <li>- both, if the NF Service Consumer requests to transfer both an N1 message to the UE and an N2 information to the 5G-AN.</li> </ul>

**Table 6.1.3.5.3.1-2: Data structures supported by the POST Response Body on this resource**

Data type	P	Cardinality	Response codes	Description
N1N2MessageTransferRspData	M	1	202 Accepted	<p>This case represents the successful storage of the N1/N2 information at the AMF when asynchronous communication is invoked or when the AMF pages the UE. If the AMF pages the UE, it shall store the N1/N2 message information until the UE responds to paging.</p> <p>The cause included in the response body shall be set to one of the following values:</p> <ul style="list-style-type: none"> <li>- WAITING_FOR_ASYNCHRONOUS_TRANSFER</li> <li>- ATTEMPTING_TO_REACH_UE</li> </ul> <p>The HTTP response shall include a "Location" HTTP header that contains the resource URI of the created resource.</p>
N1N2MessageTransferRspData	M	1	200 OK	<p>This represents the cases where:</p> <ul style="list-style-type: none"> <li>- the AMF is able to successfully transfer the N1/N2 message to the UE and/or the AN;</li> <li>- the AMF skips sending and discards the N1 message when UE is in CM-IDLE and the "skipInd" is set to "true" in the request; or</li> <li>- the AMF skips sending and discards the N2 message as well as the possibly included N1 message, when the UE is in CM-CONNECTED state and the UE is outside of the validity area included in the N1N2MessageTransfer Request.</li> </ul> <p>The cause included in the response body shall be to one of the following values:</p> <ul style="list-style-type: none"> <li>- N1_N2_TRANSFER_INITIATED</li> <li>- N1_MSG_NOT_TRANSFERRED</li> <li>- N2_MSG_NOT_TRANSFERRED</li> </ul>
RedirectResponse	O	0..1	307 Temporary Redirect	<p>When the related UE context is not fully available at the target NF Service Consumer (e.g. AMF) during a planned maintenance case (e.g. AMF planned maintenance without UDSF case), the "cause" attribute shall be set to:</p> <ul style="list-style-type: none"> <li>- NF_CONSUMER_REDIRECT_ONE_TXN</li> </ul> <p>See table 6.1.7.3-1 for the description of these errors The Location header of the response shall be set to URI of the resource located on an alternative service instance within the same AMF or AMF (service) set to which the request is redirected. If an SCP redirects the message to another SCP then the location header field shall contain the same URI or a different URI pointing to the endpoint of the NF service producer to which the request should be sent.</p>
RedirectResponse	O	0..1	308 Permanent Redirect	<p>Permanent redirection. The response shall include a Location header field containing a different URI, or the same URI if a request is redirected to the same target resource via a different SCP. In the former case, the URI shall be an alternative URI of the resource located on an alternative service instance within the same AMF or AMF (service) set.</p>
ProblemDetails	O	0..1	403 Forbidden	<p>The "cause" attribute may be used to indicate one of the following application errors:</p> <ul style="list-style-type: none"> <li>- UE_IN_NON_ALLOWED_AREA</li> <li>- UE_WITHOUT_N1_LPP_SUPPORT</li> <li>- UNSPECIFIED</li> <li>- SM_CONTEXT_RELOCATION_REQUIRED</li> </ul> <p>See table 6.1.7.3-1 for the description of these errors.</p>

ProblemDetails	O	0..1	404 Not Found	When the related UE is not found in the NF Service Consumer (e.g. AMF), the "cause" attribute shall be set to: - CONTEXT_NOT_FOUND  See table 6.1.7.3-1 for the description of these errors.
N1N2MessageTransferError	O	0..1	409 Conflict	This represents the case where the AMF rejects the N1N2MessageTransfer request due to one of the following reasons. The cause attribute of the ProblemDetails structure shall be set to: - HIGHER_PRIORITY_REQUEST_ONGOING, if there is already an ongoing paging procedure with higher or same priority; - TEMPORARY_REJECT_REGISTRATION_ONGOING, if there is an ongoing registration procedure (see clause 4.2.3.3 of 3GPP TS 23.502 [3]); - TEMPORARY_REJECT_HANDOVER_ONGOING, if there is an ongoing Xn or N2 handover procedure (see clause 4.9.1.2.1 and 4.9.1.3.1 of 3GPP TS 23.502 [3]). - UE_IN_CM_IDLE_STATE, if this is a request to transfer a N2 PDU Session Resource Modify Request or a N2 PDU Session Resource Release Command to a 5G-AN, and if the UE is in CM-IDLE state at the AMF for the Access Network Type associated to the PDU session. - MAX_ACTIVE_SESSIONS_EXCEEDED, if the RAT type is NB-IoT, and the UE already has 2 PDU Sessions with active user plane resources. - REJECTION_DUE_TO_PAGING_RESTRICTION, if Paging Restrictions information restricts the N1N2MessageTransfer request from causing paging as specified in 3GPP TS 23.501 [2] clause 5.38.5  See table 6.1.7.3-1 for the description of these errors.
N1N2MessageTransferError	O	0..1	504 Gateway Timeout	This represents the case where the UE is not reachable at the AMF and the AMF is unable to page the UE. The cause attribute of the ProblemDetails structure shall be set to: - UE_NOT_REACHABLE, if the UE is not reachable for paging;  See table 6.1.7.3-1 for the description of these errors.
ProblemDetails	O	0..1	504 Gateway Timeout	This error shall only be returned by an SCP or a SEPP for errors they originate.
NOTE: The mandatory HTTP error status code for the POST method listed in Table 5.2.7.1-1 of 3GPP TS 29.500 [4] also apply, with response body containing an object of ProblemDetails data type (see clause 5.2.7 of 3GPP TS 29.500 [4]).				

Table 6.1.3.5.3.1-3: Headers supported by the 202 Response Code on this resource

Name	Data type	P	Cardinality	Description
Location	string	M	1	The URI of the resource located on the AMF to which the status of the N1N2 message transfer is held

Table 6.1.3.5.3.1-4: Headers supported by the 307 Response Code on this resource

Name	Data type	P	Cardinality	Description
Location	string	M	1	The URI of the resource located on an alternative service instance within the same AMF or AMF (service) set to which the request is redirected. Or the same URI, if a request is redirected to the same target resource via a different SCP.
3gpp-Sbi-Target-Nf-Id	string	O	0..1	Identifier of the target NF (service) instance ID towards which the request is redirected

**Table 6.1.3.5.3.1-5: Headers supported by the 308 Response Code on this resource**

Name	Data type	P	Cardinality	Description
Location	string	M	1	An alternative URI of the resource located on an alternative service instance within the same AMF or AMF (service) set. Or the same URI, if a request is redirected to the same target resource via a different SCP.
3gpp-Sbi-Target-Nf-Id	string	O	0..1	Identifier of the target NF (service) instance ID towards which the request is redirected

### 6.1.3.6 Resource: subscriptions collection

#### 6.1.3.6.1 Description

This resource represents a collection of subscriptions of NF service consumers to the status change of the AMF identified by the GUAMI(s).

This resource is modelled as the Collection resource archetype (see clause C.2 of 3GPP TS 29.501 [5]).

#### 6.1.3.6.2 Resource Definition

Resource URI: {apiRoot}/namf-comm/<apiVersion>/subscriptions

This resource shall support the resource URI variables defined in table 6.1.3.6.2-1.

**Table 6.1.3.6.2-1: Resource URI variables for this resource**

Name	Data type	Definition
apiRoot	string	See clause 6.1.1
apiVersion	string	See clause 6.1.1.

#### 6.1.3.6.3 Resource Standard Methods

##### 6.1.3.6.3.1 POST

This method creates a new subscription. This method shall support the URI query parameters specified in table 6.1.3.6.3.1-1.

**Table 6.1.3.6.3.1-1: URI query parameters supported by the POST method on this resource**

Name	Data type	P	Cardinality	Description
n/a				

This method shall support the request data structures specified in table 6.1.3.6.3.1-2 and the response data structures and response codes specified in table 6.1.3.6.3.1-3.

**Table 6.1.3.6.3.1-2: Data structures supported by the POST Request Body on this resource**

Data type	P	Cardinality	Description
SubscriptionData	M	1	The request body contains the input parameters for the subscription. These parameters include, e.g.: - GUAMI(s) - amfStatusUri

**Table 6.1.3.6.3.1-3: Data structures supported by the POST Response Body on this resource**

Data type	P	Cardinality	Response codes	Description
SubscriptionData	M	1	201 Created	This case represents the successful creation of a subscription.  Upon success, the HTTP response shall include a "Location" HTTP header that contains the resource URI of the created resource.
RedirectResponse	O	0..1	307 Temporary Redirect	Temporary redirection. The response shall include a Location header field containing a different URI, or the same URI if a request is redirected to the same target resource via a different SCP. In the former case, the URI shall be an alternative URI of the resource located on an alternative service instance within the same AMF or AMF (service) set.
RedirectResponse	O	0..1	308 Permanent Redirect	Permanent redirection. The response shall include a Location header field containing a different URI, or the same URI if a request is redirected to the same target resource via a different SCP. In the former case, the URI shall be an alternative URI of the resource located on an alternative service instance within the same AMF or AMF (service) set.
ProblemDetails	O	0..1	403 Forbidden	The "cause" attribute may be used to indicate one of the following application errors: - UNSPECIFIED  See table 6.1.7.3-1 for the description of this error.
NOTE: The mandatory HTTP error status code for the POST method listed in Table 5.2.7.1-1 of 3GPP TS 29.500 [4] also apply, with response body containing an object of ProblemDetails data type (see clause 5.2.7 of 3GPP TS 29.500 [4]).				

**Table 6.1.3.6.3.1-4: Headers supported by the 201 Response Code on this resource**

Name	Data type	P	Cardinality	Description
Location	string	M	1	Contains the URI of the newly created resource, according to the structure: {apiRoot}/namf-comm/<apiVersion>/subscriptions/{subscriptionId}

**Table 6.1.3.6.3.1-5: Headers supported by the 307 Response Code on this resource**

Name	Data type	P	Cardinality	Description
Location	string	M	1	An alternative URI of the resource located on an alternative service instance within the same AMF or AMF (service) set. Or the same URI, if a request is redirected to the same target resource via a different SCP.
3gpp-Sbi-Target-Nf-Id	string	O	0..1	Identifier of the target NF (service) instance ID towards which the request is redirected

**Table 6.1.3.6.3.1-6: Headers supported by the 308 Response Code on this resource**

Name	Data type	P	Cardinality	Description
Location	string	M	1	An alternative URI of the resource located on an alternative service instance within the same AMF or AMF (service) set. Or the same URI, if a request is redirected to the same target resource via a different SCP.
3gpp-Sbi-Target-Nf-Id	string	O	0..1	Identifier of the target NF (service) instance ID towards which the request is redirected

### 6.1.3.7 Resource: individual subscription

#### 6.1.3.7.1 Description

This resource represents an individual subscription of a NF service consumer to the status change of the AMF identified by the GUAMI(s).

This resource is modelled as the Document resource archetype (see clause C.1 of 3GPP TS 29.501 [5]).

#### 6.1.3.7.2 Resource Definition

Resource URI: {apiRoot}/namf-comm/<apiVersion>/subscriptions/{subscriptionId}

This resource shall support the resource URI variables defined in table 6.1.3.7.2-1.

**Table 6.1.3.7.2-1: Resource URI variables for this resource**

Name	Data type	Definition
apiRoot	string	See clause 6.1.1
apiVersion	string	See clause 6.1.1.
subscriptionId	string	Represents a specific subscription

#### 6.1.3.7.3 Resource Standard Methods

##### 6.1.3.7.3.1 DELETE

This method terminates an existing subscription. This method shall support the URI query parameters specified in table 6.1.3.7.3.1-1.

**Table 6.1.3.4.3.1-1: URI query parameters supported by the DELETE method on this resource**

Name	Data type	P	Cardinality	Description
n/a				

This method shall support the request data structures specified in table 6.1.3.7.3.1-2 and the response data structures and response codes specified in table 6.1.3.7.3.1-3.

**Table 6.1.3.7.3.1-2: Data structures supported by the DELETE Request Body on this resource**

Data type	P	Cardinality	Description
n/a			

**Table 6.1.3.7.3.1-3: Data structures supported by the DELETE Response Body on this resource**

Data type	P	Cardinality	Response codes	Description
			204 No Content	This case represents a successful deletion of the subscription.
RedirectResponse	O	0..1	307 Temporary Redirect	Temporary redirection. The response shall include a Location header field containing a different URI, or the same URI if a request is redirected to the same target resource via a different SCP. In the former case, the URI shall be an alternative URI of the resource located on an alternative service instance within the same AMF or AMF (service) set.
RedirectResponse	O	0..1	308 Permanent Redirect	Permanent redirection. The response shall include a Location header field containing a different URI, or the same URI if a request is redirected to the same target resource via a different SCP. In the former case, the URI shall be an alternative URI of the resource located on an alternative service instance within the same AMF or AMF (service) set.
ProblemDetails	O	0..1	404 Not Found	If the resource corresponding to the SubscriptionId cannot be found, the AMF shall return this status code. The "cause" attribute is set to: - SUBSCRIPTION_NOT_FOUND
NOTE: The mandatory HTTP error status code for the DELETE method listed in Table 5.2.7.1-1 of 3GPP TS 29.500 [4] also apply, with response body containing an object of ProblemDetails data type (see clause 5.2.7 of 3GPP TS 29.500 [4]).				

**Table 6.1.3.7.3.1-4: Headers supported by the 307 Response Code on this resource**

Name	Data type	P	Cardinality	Description
Location	string	M	1	An alternative URI of the resource located on an alternative service instance within the same AMF or AMF (service) set. Or the same URI, if a request is redirected to the same target resource via a different SCP.
3gpp-Sbi-Target-Nf-Id	string	O	0..1	Identifier of the target NF (service) instance ID towards which the request is redirected

**Table 6.1.3.7.3.1-5: Headers supported by the 308 Response Code on this resource**

Name	Data type	P	Cardinality	Description
Location	string	M	1	An alternative URI of the resource located on an alternative service instance within the same AMF or AMF (service) set. Or the same URI, if a request is redirected to the same target resource via a different SCP.
3gpp-Sbi-Target-Nf-Id	string	O	0..1	Identifier of the target NF (service) instance ID towards which the request is redirected

### 6.1.3.7.3.2 PUT

This method replaces an existing subscription completely. This method shall support the URI query parameters specified in table 6.1.3.7.3.2-1.

**Table 6.1.3.7.3.2-1: URI query parameters supported by the PUT method on this resource**

Name	Data type	P	Cardinality	Description
n/a				

This method shall support the request data structures specified in table 6.1.3.7.3.2-2 and the response data structures and response codes specified in table 6.1.3.7.3.2-3.



**Table 6.1.3.7.3.2-2: Data structures supported by the PUT Request Body on this resource**

Data type	P	Cardinality	Description
SubscriptionData	M	1	The request body contains the input parameters for the subscription. These parameters include, e.g.: - GUAMI(s) - amfStatusUri

**Table 6.1.3.7.3.2-3: Data structures supported by the PUT Response Body on this resource**

Data type	P	Cardinality	Response codes	Description
SubscriptionData	M	1	200 OK	This case represents a successful replacement of the subscription.
n/a			204 No Content	Represents the events subscription modification provided by the NF Service Consumer is accepted entirely.
RedirectResponse	O	0..1	307 Temporary Redirect	Temporary redirection. The response shall include a Location header field containing a different URI, or the same URI if a request is redirected to the same target resource via a different SCP. In the former case, the URI shall be an alternative URI of the resource located on an alternative service instance within the same AMF or AMF (service) set.
RedirectResponse	O	0..1	308 Permanent Redirect	Permanent redirection. The response shall include a Location header field containing a different URI, or the same URI if a request is redirected to the same target resource via a different SCP. In the former case, the URI shall be an alternative URI of the resource located on an alternative service instance within the same AMF or AMF (service) set.
ProblemDetails	O	0..1	403 Forbidden	This case represents the failure update of an existing subscription.
NOTE: The mandatory HTTP error status code for the PUT method listed in Table 5.2.7.1-1 of 3GPP TS 29.500 [4] also apply, with response body containing an object of ProblemDetails data type (see clause 5.2.7 of 3GPP TS 29.500 [4]).				

**Table 6.1.3.7.3.2-4: Headers supported by the 307 Response Code on this resource**

Name	Data type	P	Cardinality	Description
Location	string	M	1	An alternative URI of the resource located on an alternative service instance within the same AMF or AMF (service) set. Or the same URI, if a request is redirected to the same target resource via a different SCP.
3gpp-Sbi-Target-Nf-Id	string	O	0..1	Identifier of the target NF (service) instance ID towards which the request is redirected

**Table 6.1.3.7.3.2-5: Headers supported by the 308 Response Code on this resource**

Name	Data type	P	Cardinality	Description
Location	string	M	1	An alternative URI of the resource located on an alternative service instance within the same AMF or AMF (service) set. Or the same URI, if a request is redirected to the same target resource via a different SCP.
3gpp-Sbi-Target-Nf-Id	string	O	0..1	Identifier of the target NF (service) instance ID towards which the request is redirected

### 6.1.3.8 Resource: Non UE N2 Messages Collection

#### 6.1.3.8.1 Description

This resource represents the collection on which custom operations to transfer the N2 message towards the 5G-AN are specified. This resource is modelled with the Collection resource archetype (see clause C.2 of 3GPP TS 29.501 [5]).

#### 6.1.3.8.2 Resource Definition

Resource URI: **{apiRoot}/namf-comm/<apiVersion>/non-ue-n2-messages**

This resource shall support the resource URI variables defined in table 6.1.3.8.2-1.

**Table 6.1.3.8.2-1: Resource URI variables for this resource**

Name	Data Type	Definition
apiRoot	String	See clause 6.1.1
apiVersion	String	See clause 6.1.1.

#### 6.1.3.8.3 Resource Standard Methods

There are no resource standard methods for the non-ue-n2-messages collection resource in this release of this specification.

#### 6.1.3.8.4 Resource Custom Operations

##### 6.1.3.8.4.1 Overview

**Table 6.1.3.8.4.1-1: Custom operations**

Operation Name	Custom operation URI	Mapped HTTP method	Description
transfer	{resourceUri}/transfer	POST	Transfer the N2 message to 5G-AN.

##### 6.1.3.8.4.2 Operation: transfer

###### 6.1.3.8.4.2.1 Description

The {resourceUri}/transfer custom operation is used to initiate a non UE associated N2 information transfer to the identified 5G-AN nodes. This custom operation uses the HTTP POST method.

###### 6.1.3.8.4.2.2 Operation Definition

This operation shall support the request data structures specified in table 6.1.3.8.4.2.2-1 and the response data structure and response codes specified in table 6.1.3.8.4.2.2-2.

**Table 6.1.3.8.4.2.2-1: Data structures supported by the POST Request Body on this resource**

Data type	P	Cardinality	Description
N2InformationTransferReqData	M	1	Representation of the data to be sent to the 5G-AN node(s) by the AMF.

**Table 6.1.3.8.4.2.2-2: Data structures supported by the POST Response Body on this resource**

Data type	P	Cardinality	Response codes	Description
N2InformationTransferRspData	M	1	200 OK	Indicates AMF has successfully initiated the transferring of N2 Information to the AN..
RedirectResponse	O	0..1	307 Temporary Redirect	Temporary redirection. The response shall include a Location header field containing a different URI, or the same URI if a request is redirected to the same target resource via a different SCP. In the former case, the URI shall be an alternative URI of the resource located on an alternative service instance within the same AMF or AMF (service) set.
RedirectResponse	O	0..1	308 Permanent Redirect	Permanent redirection. The response shall include a Location header field containing a different URI, or the same URI if a request is redirected to the same target resource via a different SCP. In the former case, the URI shall be an alternative URI of the resource located on an alternative service instance within the same AMF or AMF (service) set.
N2InformationTransferError	O	0..1	400 Bad Request	The "cause" attribute may be set to one of the errors defined in Table 5.2.7.2-1 of 3GPP TS 29.500 [4].
ProblemDetails	O	0..1	400 Bad Request	This error shall only be returned by an SCP or a SEPP for errors they originate.
N2InformationTransferError	O	0..1	403 Forbidden	The "cause" attribute may be set to one of the following application errors: - UNSPECIFIED See table 6.1.7.3-1 for the description of these errors.
ProblemDetails	O	0..1	403 Forbidden	This error shall only be returned by an SCP or a SEPP for errors they originate.
N2InformationTransferError	O	0..1	404 Not Found	The "cause" attribute may be set to one of the following application errors: - CONTEXT_NOT_FOUND See table 6.1.7.3-1 for the description of these errors.
N2InformationTransferError	O	0..1	500 Internal Server Error	The "cause" attribute may be set to one of the errors defined in Table 5.2.7.2-1 of 3GPP TS 29.500 [4].
ProblemDetails	O	0..1	500 Internal Server Error	This error shall only be returned by an SCP or a SEPP for errors they originate.
N2InformationTransferError	O	0..1	503 Service Unavailable	The "cause" attribute may be set to one of the errors defined in Table 5.2.7.2-1 of 3GPP TS 29.500 [4].
ProblemDetails	O	0..1	503 Service Unavailable	This error shall only be returned by an SCP or a SEPP for errors they originate.
NOTE: The mandatory HTTP error status code for the POST method listed in Table 5.2.7.1-1 of 3GPP TS 29.500 [4] also apply, with response body containing an object of ProblemDetails data type (see clause 5.2.7 of 3GPP TS 29.500 [4]).				

**Table 6.1.3.8.4.2.2-3: Headers supported by the 307 Response Code on this resource**

Name	Data type	P	Cardinality	Description
Location	string	M	1	An alternative URI of the resource located on an alternative service instance within the same AMF or AMF (service) set. Or the same URI, if a request is redirected to the same target resource via a different SCP.
3gpp-Sbi-Target-Nf-Id	string	O	0..1	Identifier of the target NF (service) instance ID towards which the request is redirected

**Table 6.1.3.8.4.2.2-4: Headers supported by the 308 Response Code on this resource**

Name	Data type	P	Cardinality	Description
Location	string	M	1	An alternative URI of the resource located on an alternative service instance within the same AMF or AMF (service) set. Or the same URI, if a request is redirected to the same target resource via a different SCP.
3gpp-Sbi-Target-Nf-Id	string	O	0..1	Identifier of the target NF (service) instance ID towards which the request is redirected

### 6.1.3.9 Resource: Non UE N2 Messages Subscriptions Collection

#### 6.1.3.9.1 Description

This resource represents the collection on which individual subscriptions for non UE N2 messages from the 5G-AN are stored. This resource is modelled with the Collection resource archetype (see clause C.2 of 3GPP TS 29.501 [5]).

#### 6.1.3.9.2 Resource Definition

Resource URI: {apiRoot}/namf-comm/<apiVersion>/non-ue-n2-messages/subscriptions

This resource shall support the resource URI variables defined in table 6.1.3.9.2-1.

**Table 6.1.3.9.2-1: Resource URI variables for this resource**

Name	Data type	Definition
apiRoot	string	See clause 6.1.1
apiVersion	string	See clause 6.1.1.

#### 6.1.3.9.3 Resource Standard Methods

##### 6.1.3.9.3.1 POST

This method creates an individual N2 information subscription resource for non UE related N2 information. This method is used by NF Service Consumers (e.g. LMF, CBCF/PWS-IWF) to subscribe for notifications about non UE related N2 Information from a specific 5G-AN node, or from any 5G-AN node.

This method shall support the request data structures specified in table 6.1.3.9.3.1-2 and the response data structures and response codes specified in table 6.1.3.9.3.1-3.

**Table 6.1.3.9.3.1-2: Data structures supported by the POST Request Body on this resource**

Data type	P	Cardinality	Description
NonUeN2InfoSubscriptionCreateData	M	1	Representation of the subscription for N2 information notification.

**Table 6.1.3.9.3.1-3: Data structures supported by the POST Response Body on this resource**

Data type	P	Cardinality	Response codes	Description
NonUeN2InfoSubscriptionCreatedData	M	1	201 Created	This case represents the successful creation of the subscription for N2 information notification.  Upon success, a response body is returned containing the representation describing the status of the request. The Location header shall carry the location (URI) of the created subscription resource.
RedirectResponse	O	0..1	307 Temporary Redirect	Temporary redirection. The response shall include a Location header field containing a different URI, or the same URI if a request is redirected to the same target resource via a different SCP. In the former case, the URI shall be an alternative URI of the resource located on an alternative service instance within the same AMF or AMF (service) set.
RedirectResponse	O	0..1	308 Permanent Redirect	Permanent redirection. The response shall include a Location header field containing a different URI, or the same URI if a request is redirected to the same target resource via a different SCP. In the former case, the URI shall be an alternative URI of the resource located on an alternative service instance within the same AMF or AMF (service) set.
ProblemDetails	O	0..1	403 Forbidden	If the NF Service Consumer is not authorized to subscribe for non UE N2 message notifications, the AMF shall return this status code with the ProblemDetails
NOTE: The mandatory HTTP error status code for the POST method listed in Table 5.2.7.1-1 of 3GPP TS 29.500 [4] also apply, with response body containing an object of ProblemDetails data type (see clause 5.2.7 of 3GPP TS 29.500 [4]).				

**Table 6.1.3.9.3.1-4: Headers supported by the 201 Response Code on this resource**

Name	Data type	P	Cardinality	Description
Location	string	M	1	Contains the URI of the newly created resource, according to the structure: {apiRoot}/namf-comm/<apiVersion>/non-ue-n2-messages/subscriptions/{n2NotifySubscriptionId}

**Table 6.1.3.9.3.1-5: Headers supported by the 307 Response Code on this resource**

Name	Data type	P	Cardinality	Description
Location	string	M	1	An alternative URI of the resource located on an alternative service instance within the same AMF or AMF (service) set. Or the same URI, if a request is redirected to the same target resource via a different SCP.
3gpp-Sbi-Target-Nf-Id	string	O	0..1	Identifier of the target NF (service) instance ID towards which the request is redirected

**Table 6.1.3.9.3.1-6: Headers supported by the 308 Response Code on this resource**

Name	Data type	P	Cardinality	Description
Location	string	M	1	An alternative URI of the resource located on an alternative service instance within the same AMF or AMF (service) set. Or the same URI, if a request is redirected to the same target resource via a different SCP.
3gpp-Sbi-Target-Nf-Id	string	O	0..1	Identifier of the target NF (service) instance ID towards which the request is redirected

#### 6.1.3.9.4 Resource Custom Operations

There are no custom operations supported on this resource.

### 6.1.3.10 Resource: Non UE N2 Message Notification Individual Subscription

#### 6.1.3.10.1 Description

This resource represents the individual subscription for the notifications of non UE specific N2 message types (e.g. NRPPa, PWS Notifications).

This resource is modelled with the Document resource archetype (see clause C.1 of 3GPP TS 29.501 [5]).

#### 6.1.3.10.2 Resource Definition

Resource URI: {apiRoot}/namf-comm/<apiVersion>/non-ue-n2-messages/subscriptions/{n2NotifySubscriptionId}

This resource shall support the resource URI variables defined in table 6.1.3.10.2-1.

**Table 6.1.3.7.2-1: Resource URI variables for this resource**

Name	Data type	Definition
apiRoot	string	See clause 6.1.1
apiVersion	string	See clause 6.1.1.
n2NotifySubscriptionId	string	Represents the individual subscription to the non UE specific N2 message notification.

#### 6.1.3.10.3 Resource Standard Methods

##### 6.1.3.10.3.1 DELETE

This method deletes an individual N2 message notification subscription resource for non UE associated N2 information. This method is used by NF Service Consumers (e.g. LMF) to unsubscribe for notifications about non UE related N2 information.

This method shall support the request data structures specified in table 6.1.3.10.3.1-2 and the response data structures and response codes specified in table 6.1.3.10.3.1-3.

**Table 6.1.3.10.3.1-2: Data structures supported by the DELETE Request Body on this resource**

Data type	P	Cardinality	Description
n/a			

**Table 6.1.3.10.3.1-3: Data structures supported by the DELETE Response Body on this resource**

Data type	P	Cardinality	Response codes	Description
n/a			204 No Content	
RedirectResponse	O	0..1	307 Temporary Redirect	Temporary redirection. The response shall include a Location header field containing a different URI, or the same URI if a request is redirected to the same target resource via a different SCP. In the former case, the URI shall be an alternative URI of the resource located on an alternative service instance within the same AMF or AMF (service) set.
RedirectResponse	O	0..1	308 Permanent Redirect	Permanent redirection. The response shall include a Location header field containing a different URI, or the same URI if a request is redirected to the same target resource via a different SCP. In the former case, the URI shall be an alternative URI of the resource located on an alternative service instance within the same AMF or AMF (service) set.
ProblemDetails	O	0..1	404 Not Found	If the resource corresponding to the SubscriptionId cannot be found the AMF shall return this status code. The "cause" attribute is set to: - SUBSCRIPTION_NOT_FOUND
NOTE: The mandatory HTTP error status code for the DELETE method listed in Table 5.2.7.1-1 of 3GPP TS 29.500 [4] also apply, with response body containing an object of ProblemDetails data type (see clause 5.2.7 of 3GPP TS 29.500 [4]).				

**Table 6.1.3.10.3.1-5: Headers supported by the 307 Response Code on this resource**

Name	Data type	P	Cardinality	Description
Location	string	M	1	An alternative URI of the resource located on an alternative service instance within the same AMF or AMF (service) set. Or the same URI, if a request is redirected to the same target resource via a different SCP.
3gpp-Sbi-Target-Nf-Id	string	O	0..1	Identifier of the target NF (service) instance ID towards which the request is redirected

**Table 6.1.3.10.3.1-6: Headers supported by the 308 Response Code on this resource**

Name	Data type	P	Cardinality	Description
Location	string	M	1	An alternative URI of the resource located on an alternative service instance within the same AMF or AMF (service) set. Or the same URI, if a request is redirected to the same target resource via a different SCP.
3gpp-Sbi-Target-Nf-Id	string	O	0..1	Identifier of the target NF (service) instance ID towards which the request is redirected

#### 6.1.3.10.4 Resource Custom Operations

There are no custom operations supported on this resource.

### 6.1.4 Custom Operations without associated resources

There are no custom operations without associated resources supported on Namf\_Communication Service.

### 6.1.5 Notifications

#### 6.1.5.1 General

The notifications provided by the Namf\_Communication service are specified in this clause.

**Table 6.1.5.1-1: Callback overview**

Notification	Resource URI	HTTP method or custom operation	Description (service operation)
AMF Status Change Notification	{amfStatusUri}	POST	
Non UE N2 Information Notification	{n2NotifyCallbackUri}	POST	
N1 Message Notification	{n1NotifyCallbackUri}	POST	
UE Specific N2 Information Notification	{n2NotifyCallbackUri}	POST	
N1N2 Transfer Failure Notification	{n1n2FailureTxnNotifURI}	POST	

## 6.1.5.2 AMF Status Change Notification

### 6.1.5.2.1 Description

If a NF service consumer (e.g. SMF) has subscribed to AMF Status Change on Namf\_Communication Service, when AMF aware of a change of its own status, AMF shall create a notification including the current state, and shall deliver the notification to the call-back URI, following Subscribe/Notify mechanism defined in 3GPP TS 29.501 [5].

### 6.1.5.2.2 Notification Definition

Call-back URI: {amfStatusUri}

Call-back URI is provided by NF Service Consumer during creation of the subscription.

### 6.1.5.2.3 Notification Standard Methods

#### 6.1.5.2.3.1 POST

This method shall support the request data structures specified in table 6.1.5.2.3.1-1 and the response data structures and response codes specified in table 6.1.5.2.3.1-2.

**Table 6.1.5.2.3.1-1: Data structures supported by the POST Request Body**

Data type	P	Cardinality	Description
AmfStatusChangeNotification	M	1	Representation of the AMF status change notification.



**Table 6.1.5.2.3.1-2: Data structures supported by the POST Response Body**

Data type	P	Cardinality	Response codes	Description
n/a			204 No Content	This case represents a successful notification of the AMF status change.
RedirectResponse	O	0..1	307 Temporary Redirect	Temporary redirection. The NF service consumer shall generate a Location header field containing a URI pointing to the endpoint of another NF service consumer to which the notification should be sent.  If an SCP redirects the message to another SCP then the location header field shall contain the same URI or a different URI pointing to the endpoint of the NF service consumer to which the notification should be sent.
RedirectResponse	O	0..1	308 Permanent Redirect	Permanent redirection. The NF service consumer shall generate a Location header field containing a URI pointing to the endpoint of another NF service consumer to which the notification should be sent.  If an SCP redirects the message to another SCP then the location header field shall contain the same URI or a different URI pointing to the endpoint of the NF service consumer to which the notification should be sent.
ProblemDetails	O	0..1	404 Not Found	When context of the notification is not found, the "cause" attribute shall be set to: - CONTEXT_NOT_FOUND
NOTE: The mandatory HTTP error status code for the POST method listed in Table 5.2.7.1-1 of 3GPP TS 29.500 [4] also apply, with response body containing an object of ProblemDetails data type (see clause 5.2.7 of 3GPP TS 29.500 [4]).				

**Table 6.1.5.2.3.1-3: Headers supported by the 307 Response Code on this resource**

Name	Data type	P	Cardinality	Description
Location	string	M	1	A URI pointing to the endpoint of the NF service consumer to which the notification should be sent
3gpp-Sbi-Target-Nf-Id	string	O	0..1	Identifier of the target NF (service) instance ID towards which the request is redirected

**Table 6.1.5.2.3.1-4: Headers supported by the 308 Response Code on this resource**

Name	Data type	P	Cardinality	Description
Location	string	M	1	A URI pointing to the endpoint of the NF service consumer to which the notification should be sent
3gpp-Sbi-Target-Nf-Id	string	O	0..1	Identifier of the target NF (service) instance ID towards which the request is redirected

### 6.1.5.3 Non UE N2 Information Notification

#### 6.1.5.3.1 Description

This resource represents the callback reference provided by the NF Service Consumer (e.g. LMF, CBCF/PWS-IWF) to receive notifications about N2 information that are not related to a UE.

#### 6.1.5.3.2 Notification Definition

Callback URI: {n2NotifyCallbackUri}

This notification shall support the callback URI variables defined in table 6.1.5.2.2-1.

**Table 6.1.5.3.2-1: Callback URI variables for this notification**

Name	Definition
n2NotifyCallbackUri	Callback reference provided by the NF Service Consumer during the subscription to this notification.

### 6.1.5.3.3 Notification Standard Methods

#### 6.1.5.3.3.1 POST

This method sends an N2 information notification to the NF Service Consumer (e.g. LMF, CBCF/PWS-IWF).

This method shall support the request data structures specified in table 6.1.5.3.3.1-2 and the response data structures and response codes specified in table 6.1.5.3.3.1-3.

**Table 6.1.5.3.3.1-2: Data structures supported by the POST Request Body**

Data type	P	Cardinality	Description
N2InformationNotification	M	1	Representation of the N2 information notification.

**Table 6.1.5.3.3.1-3: Data structures supported by the POST Response Body**

Data type	P	Cardinality	Response codes	Description
n/a			204 No Content	This case represents a successful notification of the N2 information to the NF service consumer.
RedirectResponse	O	0..1	307 Temporary Redirect	Temporary redirection. The NF service consumer shall generate a Location header field containing a URI pointing to the endpoint of another NF service consumer to which the notification should be sent.  If an SCP redirects the message to another SCP then the location header field shall contain the same URI or a different URI pointing to the endpoint of the NF service consumer to which the notification should be sent.
RedirectResponse	O	0..1	308 Permanent Redirect	Permanent redirection. The NF service consumer shall generate a Location header field containing a URI pointing to the endpoint of another NF service consumer to which the notification should be sent.  If an SCP redirects the message to another SCP then the location header field shall contain the same URI or a different URI pointing to the endpoint of the NF service consumer to which the notification should be sent.
NOTE: The mandatory HTTP error status code for the POST method listed in Table 5.2.7.1-1 of 3GPP TS 29.500 [4] also apply, with response body containing an object of ProblemDetails data type (see clause 5.2.7 of 3GPP TS 29.500 [4]).				

**Table 6.1.5.3.3.1-4: Headers supported by the 307 Response Code on this resource**

Name	Data type	P	Cardinality	Description
Location	string	M	1	A URI pointing to the endpoint of the NF service consumer to which the notification should be sent
3gpp-Sbi-Target-Nf-Id	string	O	0..1	Identifier of the target NF (service) instance ID towards which the request is redirected

**Table 6.1.5.3.3.1-5: Headers supported by the 308 Response Code on this resource**

Name	Data type	P	Cardinality	Description
Location	string	M	1	A URI pointing to the endpoint of the NF service consumer to which the notification should be sent
3gpp-Sbi-Target-Nf-Id	string	O	0..1	Identifier of the target NF (service) instance ID towards which the request is redirected

## 6.1.5.4 N1 Message Notification

### 6.1.5.4.1 Description

This resource represents the callback reference provided by the NF Service Consumer (e.g. LMF) to receive notifications about N1 message from the UE (e.g. LPP messages).

### 6.1.5.4.2 Notification Definition

Callback URI: { n1NotifyCallbackUri }

Callback URI is provided by the NF Service Consumer during the subscription to this notification. . The callback URI for N1 message notification may also be obtained from the NRF, if the NF Service Consumer has registered it in the NF Profile with the NRF.

### 6.1.5.4.3 Notification Standard Methods

#### 6.1.5.4.3.1 POST

This method sends an N1 message notification to the NF Service Consumer (e.g. LMF).

This method shall support the request data structures specified in table 6.1.5.4.3.1-2 and the response data structures and response codes specified in table 6.1.5.4.3.1-3.

**Table 6.1.5.4.3.1-2: Data structures supported by the POST Request Body**

Data type	P	Cardinality	Description
N1MessageNotification	M	1	Representation of the N1 message notification.

**Table 6.1.5.4.3.1-3: Data structures supported by the POST Response Body**

Data type	P	Cardinality	Response codes	Description
n/a			204 No Content	This case represents a successful notification of the N1 message to the NF service consumer.
RedirectResponse	O	0..1	307 Temporary Redirect	Temporary redirection. The NF service consumer shall generate a Location header field containing a URI pointing to the endpoint of another NF service consumer to which the notification should be sent.  If an SCP redirects the message to another SCP then the location header field shall contain the same URI or a different URI pointing to the endpoint of the NF service consumer to which the notification should be sent.
RedirectResponse	O	0..1	308 Permanent Redirect	Permanent redirection. The NF service consumer shall generate a Location header field containing a URI pointing to the endpoint of another NF service consumer to which the notification should be sent.  If an SCP redirects the message to another SCP then the location header field shall contain the same URI or a different URI pointing to the endpoint of the NF service consumer to which the notification should be sent.
ProblemDetails	O	0..1	403 Forbidden	This case represents, the NF service consumer failing to accept the processing of the notified N1 message. The detailed information shall be provided in the ProblemDetails structure.
NOTE: The mandatory HTTP error status code for the POST method listed in Table 5.2.7.1-1 of 3GPP TS 29.500 [4] also apply, with response body containing an object of ProblemDetails data type (see clause 5.2.7 of 3GPP TS 29.500 [4]).				

**Table 6.1.5.4.3.1-4: Headers supported by the 307 Response Code on this resource**

Name	Data type	P	Cardinality	Description
Location	string	M	1	A URI pointing to the endpoint of the NF service consumer to which the notification should be sent
3gpp-Sbi-Target-Nf-Id	string	O	0..1	Identifier of the target NF (service) instance ID towards which the request is redirected

**Table 6.1.5.4.3.1-5: Headers supported by the 308 Response Code on this resource**

Name	Data type	P	Cardinality	Description
Location	string	M	1	A URI pointing to the endpoint of the NF service consumer to which the notification should be sent
3gpp-Sbi-Target-Nf-Id	string	O	0..1	Identifier of the target NF (service) instance ID towards which the request is redirected

## 6.1.5.5 UE Specific N2 Information Notification

### 6.1.5.5.1 Description

This resource represents the callback reference provided by the NF Service Consumer (e.g. LMF) to receive notifications about UE specific N2 information.

### 6.1.5.5.2 Notification Definition

Callback URI: {n2NotifyCallbackUri}

Callback URI is provided by the NF Service Consumer during the subscription to this notification.

### 6.1.5.5.3 Notification Standard Methods

#### 6.1.5.5.3.1 POST

This method sends an N2 information notification to the NF Service Consumer (e.g. LMF).

This method shall support the request data structures specified in table 6.1.5.5.3.1-2 and the response data structures and response codes specified in table 6.1.5.5.3.1-3.

**Table 6.1.5.5.3.1-2: Data structures supported by the POST Request Body**

Data type	P	Cardinality	Description
N2InformationNotification	M	1	Representation of the N2 information notification.

**Table 6.1.5.5.3.1-3: Data structures supported by the POST Response Body**

Data type	P	Cardinality	Response codes	Description
n/a			204 No Content	This case represents a successful notification of the N2 information to the NF service consumer.
N2InfoNotificationRspData	M	1	200 OK	This case represents a successful notification of the N2 information to the NF service consumer when information needs to be returned in the response.
RedirectResponse	O	0..1	307 Temporary Redirect	Temporary redirection. The NF service consumer shall generate a Location header field containing a URI pointing to the endpoint of another NF service consumer to which the notification should be sent.  If an SCP redirects the message to another SCP then the location header field shall contain the same URI or a different URI pointing to the endpoint of the NF service consumer to which the notification should be sent.
RedirectResponse	O	0..1	308 Permanent Redirect	Permanent redirection. The NF service consumer shall generate a Location header field containing a URI pointing to the endpoint of another NF service consumer to which the notification should be sent.  If an SCP redirects the message to another SCP then the location header field shall contain the same URI or a different URI pointing to the endpoint of the NF service consumer to which the notification should be sent.
NOTE: The mandatory HTTP error status code for the POST method listed in Table 5.2.7.1-1 of 3GPP TS 29.500 [4] also apply, with response body containing an object of ProblemDetails data type (see clause 5.2.7 of 3GPP TS 29.500 [4]).				

**Table 6.1.5.5.3.1-4: Headers supported by the 307 Response Code on this resource**

Name	Data type	P	Cardinality	Description
Location	string	M	1	A URI pointing to the endpoint of the NF service consumer to which the notification should be sent
3gpp-Sbi-Target-Nf-Id	string	O	0..1	Identifier of the target NF (service) instance ID towards which the request is redirected

**Table 6.1.5.5.3.1-5: Headers supported by the 308 Response Code on this resource**

Name	Data type	P	Cardinality	Description
Location	string	M	1	A URI pointing to the endpoint of the NF service consumer to which the notification should be sent
3gpp-Sbi-Target-Nf-Id	string	O	0..1	Identifier of the target NF (service) instance ID towards which the request is redirected

## 6.1.5.6 N1N2 Transfer Failure Notification

### 6.1.5.6.1 Description

This resource represents the callback reference provided by the NF Service Consumer (e.g. SMF) to receive notifications about failure to deliver N1 / N2 message.

### 6.1.5.6.2 Notification Definition

Callback URI: {n1n2FailureTxnNotifURI}

Callback URI is provided by the NF Service Consumer during the UE specific N1N2MessageTransfer operation (see clause 6.1.3.5.3.1).

### 6.1.5.6.3 Notification Standard Methods

#### 6.1.5.6.3.1 POST

This method sends an N1/N2 message transfer failure notification to the NF Service Consumer (e.g. SMF).

This method shall support the request data structures specified in table 6.1.5.6.3.1-1 and the response data structures and response codes specified in table 6.1.5.6.3.1-3.

**Table 6.1.5.6.3.1-1: Data structures supported by the POST Request Body**

Data type	P	Cardinality	Description
N1N2MsgTxfrFailureNotification	M	1	Representation of the N1/N2 message transfer failure notification.  The "cause" attribute shall be set to one of following cause values (see clause 6.1.6.3.6): <ul style="list-style-type: none"> <li>- UE_NOT_RESPONDING</li> <li>- UE_NOT_REACHABLE_FOR_SESSION</li> <li>- TEMPORARY_REJECT_REGISTRATION_ONGOING</li> <li>- TEMPORARY_REJECT_HANDOVER_ONGOING</li> <li>- REJECTION_DUE_TO_PAGING_RESTRICTION</li> <li>- AN_NOT_RESPONDING</li> <li>- FAILURE_CAUSE_UNSPECIFIED</li> </ul>

**Table 6.1.5.6.3.1-2: Data structures supported by the POST Response Body**

Data type	P	Cardinality	Response codes	Description
n/a			204 No Content	This case represents a successful notification of the N1 / N2 message transfer to the NF service consumer.
RedirectResponse	O	0..1	307 Temporary Redirect	Temporary redirection. The NF service consumer shall generate a Location header field containing a URI pointing to the endpoint of another NF service consumer to which the notification should be sent.  If an SCP redirects the message to another SCP then the location header field shall contain the same URI or a different URI pointing to the endpoint of the NF service consumer to which the notification should be sent.
RedirectResponse	O	0..1	308 Permanent Redirect	Permanent redirection. The NF service consumer shall generate a Location header field containing a URI pointing to the endpoint of another NF service consumer to which the notification should be sent.  If an SCP redirects the message to another SCP then the location header field shall contain the same URI or a different URI pointing to the endpoint of the NF service consumer to which the notification should be sent.
NOTE: The mandatory HTTP error status code for the POST method listed in Table 5.2.7.1-1 of 3GPP TS 29.500 [4] also apply, with response body containing an object of ProblemDetails data type (see clause 5.2.7 of 3GPP TS 29.500 [4]).				

**Table 6.1.5.6.3.1-3: Headers supported by the 307 Response Code on this resource**

Name	Data type	P	Cardinality	Description
Location	string	M	1	A URI pointing to the endpoint of the NF service consumer to which the notification should be sent
3gpp-Sbi-Target-Nf-Id	string	O	0..1	Identifier of the target NF (service) instance ID towards which the request is redirected

**Table 6.1.5.6.3.1-4: Headers supported by the 308 Response Code on this resource**

Name	Data type	P	Cardinality	Description
Location	string	M	1	A URI pointing to the endpoint of the NF service consumer to which the notification should be sent
3gpp-Sbi-Target-Nf-Id	string	O	0..1	Identifier of the target NF (service) instance ID towards which the request is redirected

## 6.1.5.7 Void

## 6.1.6 Data Model

### 6.1.6.1 General

This clause specifies the application data model supported by the API.

Table 6.1.6.1-1 specifies the data types defined for the Namf\_Communication service based interface protocol.

**Table 6.1.6.1-1: Namf\_Communication specific Data Types**



Data type	Clause defined	Description
SubscriptionData	6.1.6.2.2	Data within an AMF Status Change Subscription request and response.
AmfStatusChangeNotification	6.1.6.2.3	Data within an AMF Status Change Notification request.
AmfStatusInfo	6.1.6.2.4	AMF Status Information
AssignEbiData	6.1.6.2.5	Data within an EBI assignment request.
AssignedEbiData	6.1.6.2.6	Data within a successful response to an EBI assignment request.
AssignEbiFailed	6.1.6.2.7	Represents failed assignment of EBI(s)
UEContextRelease	6.1.6.2.8	Data within a Release UE Context request.
N2InformationTransferReqData	6.1.6.2.9	Data within a N2 Information Transfer request containing the N2 information requested to be transferred to 5G AN.
NonUeN2InfoSubscriptionCreateData	6.1.6.2.10	Data within a create subscription request for non-UE specific N2 information notification.
NonUeN2InfoSubscriptionCreatedData	6.1.6.2.11	Data for the created subscription for non-UE specific N2 information notification.
UeN1N2InfoSubscriptionCreateData	6.1.6.2.12	Data within a create subscription request for UE specific N1 and/or N2 information notification.
UeN1N2InfoSubscriptionCreatedData	6.1.6.2.13	Data for the created subscription for UE specific N1 and/or N2 information notification.
N2InformationNotification	6.1.6.2.14	Data within a N2 information notification request.
N2InfoContainer	6.1.6.2.15	N2 information container.
N1MessageNotification	6.1.6.2.16	Data within a N1 message notification request.
N1MessageContainer	6.1.6.2.17	N1 Message Container.
N1N2MessageTransferReqData	6.1.6.2.18	Data within a N1/N2 message transfer request.
N1N2MessageTransferRspData	6.1.6.2.19	Data within a N1/N2 message transfer response.
RegistrationContextContainer	6.1.6.2.20	Registration Context Container used to send the UE context information, N1 message from UE, AN address etc during Registration with AMF re-allocation procedure.
AreaOfValidity	6.1.6.2.21	Area of validity information for N2 information transfer
UeContextTransferReqData	6.1.6.2.23	Data within a UE Context Transfer Request to start transferring of an individual ueContext resource from old AMF to new AMF.
UeContextTransferRspData	6.1.6.2.24	Data within a successful response to the UE Context Transfer request.
UeContext	6.1.6.2.25	Represents an individual ueContext resource
N2SmInformation	6.1.6.2.26	Represents the session management SMF related N2 information data part.
N2InfoContent	6.1.6.2.27	Represents a transparent N2 information content to be relayed by AMF.
NrppaInformation	6.1.6.2.28	Represents a NRPPa related N2 information data part.
PwsInformation	6.1.6.2.29	Represents a PWS related information data part.
N1N2MsgTxfrFailureNotification	6.1.6.2.30	Data within a N1/N2 Message Transfer Failure Notification request
N1N2MessageTransferError	6.1.6.2.31	Data within a N1/N2 Message Transfer Error response.
N1N2MsgTxfrErrDetail	6.1.6.2.32	N1/N2 Message Transfer Error Details
N2InformationTransferRspData	6.1.6.2.33	Data within a successful response to the N2 Information Transfer request to transfer N2 Information to the AN.
MmContext	6.1.6.2.34	Represents a Mobility Management Context in UE Context
SeafData	6.1.6.2.35	Represents SEAF data derived from data received from AUSF

NasSecurityMode	6.1.6.2.36	Indicates the NAS Security Mode
PduSessionContext	6.1.6.2.37	Represents a PDU Session Context in UE Context
NssaiMapping	6.1.6.2.38	Represents the mapping between a S-NSSAI in serving PLMN to a S-NSSAI in home PLMN.
UeRegStatusUpdateReqData	6.1.6.2.39	Data within a UE registration status update request to indicate a completion of transferring at a target AMF.
AssignEbiError	6.1.6.2.40	Data within a failure response to the EBI assignment request.
UeContextCreateData	6.1.6.2.41	Data within a request to create an individual ueContext resource
UeContextCreatedData	6.1.6.2.42	Data within a successful response for creating an individual ueContext resource
UeContextCreateError	6.1.6.2.43	Data within a failure response for creating a UE context
NgRanTargetId	6.1.6.2.44	Indicates a NG RAN as target of the handover
N2InformationTransferError	6.1.6.2.45	Data within a failure response for a non-UE related N2 Information Transfer.
PWSResponseData	6.1.6.2.46	Data related PWS included in a N2 Information Transfer response.
PWSErrorData	6.1.6.2.47	Data related to PWS error included in a N2 Information Transfer failure response.
NgKsi	6.1.6.2.49	Represents the ngKSI (see 3GPP TS 33.501 [27])
KeyAmf	6.1.6.2.50	Represents the $K_{amf}$ or $K'_{amf}$ . (see 3GPP TS 33.501 [27]).
ExpectedUeBehavior	6.1.6.2.51	Represents the expected UE behavior (e.g. UE moving trajectory) and its validity period.
UeRegStatusUpdateRspData	6.1.6.2.52	Data within a UE registration status update response to provides the status of UE context transfer status update at a source AMF.
N2RanInformation	6.1.6.2.53	Represents the RAN related N2 information data part.
N2InfoNotificationRspData	6.1.6.2.54	Data within a N2 information notification response.
SmallDataRateStatusInfo	6.1.6.2.55	Represents the small data rate status
SmfChangeInfo	6.1.6.2.56	SMF change information for PDU session(s)
V2xContext	6.1.6.2.57	Represents the V2X services related parameters
ImmediateMdtConf	6.1.6.2.58	Immediate MDT Configuration
V2xInformation	6.1.6.2.59	V2X related N2 information
EpsNasSecurityMode	6.1.6.2.60	Indicates the EPS NAS Security Mode
UeContextRelocateData	6.1.6.2.61	Data within a Relocate UE Context request
UeContextRelocatedData	6.1.6.2.62	Data within a Relocate UE Context
EcRestrictionDataWb	6.1.6.2.64	Enhanced Coverage Restriction Data for WB-N1 mode.
ExtAmfEventSubscription	6.1.6.2.65	AMF event subscription extended with additional information received for the subscription
AmfEventSubscriptionAddInfo	6.1.6.2.66	Additional information received for an AMF event subscription, e.g. binding indications.
UeContextCancelRelocateData	6.1.6.2.67	Data structure used for cancellation of UE Context Relocation.
UeDifferentiationInfo	6.1.6.2.68	Represents the UE Differentiation Information and its validity time.
CeModeBInd	6.1.6.2.69	CE-mode-B Support Indicator
LteMInd	6.1.6.2.70	LTE-M Indication
NpnAccessInfo	6.1.6.2.71	NPN Access Information
ProseContext	6.1.6.2.72	Represents the ProSE services related parameters
AnalyticsSubscription	6.1.6.2.73	Analytics subscriptions created in the NWDAF.
NwdafSubscription	6.1.6.2.74	Individual NWDAF subscription identified by the subscription Id.
UpdpSubscriptionData	6.1.6.2.75	UE policy delivery related N1 message notification subscription data
ProSeInformation	6.1.6.2.76	5G ProSe related N2 information.

ReleaseSessionInfo	6.1.6.2.77	PDU session Id(s) and the cause for triggering the release
EpsBearerId	6.1.6.3.2	EPS Bearer Identifier
Ppi	6.1.6.3.2	Paging Policy Indicator
NasCount	6.1.6.3.2	Represents a NAS COUNT
5GmMCapability	6.1.6.3.2	Represents a 5GMM capability
UeSecurityCapability	6.1.6.3.2	Represents a UE Security Capability
S1UeNetworkCapability	6.1.6.3.2	Represents a S1 UE Network Capability
DrxParameter	6.1.6.3.2	Indicates the UE DRX Parameters
OmIdentifier	6.1.6.3.2	Represents the OMC Identifier
MSClassmark2	6.1.6.3.2	Indicates the MS Classmark 2 of a 5G SRVCC UE
SupportedCodec	6.1.6.3.2	Indicates the supported codec of a 5G SRVCC UE
StatusChange	6.1.6.3.3	Enumeration for AMF status
N2InformationClass	6.1.6.3.4	Enumeration for N2 Information Class
N1MessageClass	6.1.6.3.5	Enumeration for N1 Message Class
N1N2MessageTransferCause	6.1.6.3.6	Enumeration for N1N2Message Transfer Cause
UeContextTransferStatus	6.1.6.3.7	Describes the status of an individual ueContext resource in UE Context Transfer procedures
N2InformationTransferResult	6.1.6.3.8	Describes the result of N2 information transfer by AMF to the AN.
CipheringAlgorithm	6.1.6.3.9	Indicates the supported Ciphering Algorithm
IntegrityAlgorithm	6.1.6.3.10	Indicates the supported Integrity Algorithm
SmsSupport	6.1.6.3.11	Indicates the supported SMS delivery of a UE.
ScType	6.1.6.3.12	Indicates the security context type.
KeyAmfType	6.1.6.3.13	Indicates the $K_{amf}$ type.
TransferReason	6.1.6.3.14	Indicates UE Context Transfer Reason
PolicyReqTrigger	6.1.6.3.15	Policy Request Triggers
RatSelector	6.1.6.3.16	Indicates the RAT type for the transfer of N2 information
NgapleType	6.1.6.3.17	Indicates the supported NGAP IE types
N2InfoNotifyReason	6.1.6.3.18	N2 Information Notify Reason
SmfChangeIndication	6.1.6.3.19	Indicates the I-SMF or V-SMF change or removal
SbiBindingLevel	6.1.6.3.20	SBI Binding Level
EpsNasCipheringAlgorithm	6.1.6.3.21	Indicates the supported EPS NAS Ciphering Algorithm
EpsNasIntegrityAlgorithm	6.1.6.3.22	Indicates the supported EPS NAS Integrity Algorithm
PeriodicCommunicationIndicator	6.1.6.3.23	Indicates the Periodic Communication Indicator
UuaaMmStatus	6.1.6.3.24	Indicates UUA-MM status
ReleaseCause	6.1.6.3.25	The cause for triggering the release

Table 6.1.6.1-2 specifies data types re-used by the Namf service based interface protocol from other specifications, including a reference to their respective specifications and when needed, a short description of their use within the Namf service based interface.

**Table 6.1.6.1-2: Namf re-used Data Types**

Data type	Reference	Comments
Snsai	3GPP TS 29.571 [6]	
Arp	3GPP TS 29.571 [6]	
PduSesisonId	3GPP TS 29.571 [6]	
Guami	3GPP TS 29.571 [6]	Globally Unique AMF Identifier
AmfName	3GPP TS 29.571 [6]	The name of the AMF
Supi	3GPP TS 29.571 [6]	Subscription Permanent Identifier
Cause	3GPP TS 29.571 [6]	5G-AN Cause
ProblemDetails	3GPP TS 29.571 [6]	Detailed problems in failure case
supportedFeatures	3GPP TS 29.571 [6]	Supported Features
TimeZone	3GPP TS 29.571 [6]	
UserLocation	3GPP TS 29.571 [6]	
AccessType	3GPP TS 29.571 [6]	
AllowedNssai	3GPP TS 29.531 [18]	
NfInstancelId	3GPP TS 29.571 [6]	
Uri	3GPP TS 29.571 [6]	
Ecgi	3GPP TS 29.571 [6]	EUTRA Cell Identifier
Ncgi	3GPP TS 29.571 [6]	NR Cell Identifier
Uint16	3GPP TS 29.571 [6]	
5Qi	3GPP TS 29.571 [6]	5G QoS Identifier
CorrelationID	3GPP TS 29.572 [25]	LCS Correlation ID
Pei	3GPP TS 29.571 [6]	
Dnn	3GPP TS 29.571 [6]	
Gpsi	3GPP TS 29.571 [6]	
GroupId	3GPP TS 29.571 [6]	
PlmnId	3GPP TS 29.571 [6]	
RfspIndex	3GPP TS 29.571 [6]	
EbiArpMapping	3GPP TS 29.502 [16]	EBI - ARP mapping
Nsild	3GPP TS 29.531 [18]	
TraceData	3GPP TS 29.571 [6]	Trace control and configuration parameters
ConfiguredSnsai	3GPP TS 29.531 [18]	
NgApCause	3GPP TS 29.571 [6]	Represents the NG AP cause IE
Area	3GPP TS 29.571 [6]	
ServiceAreaRestriction	3GPP TS 29.571 [6]	
CoreNetworkType	3GPP TS 29.571 [6]	
Ambr	3GPP TS 29.571 [6]	
SliceMbr	3GPP TS 29.571 [6]	
GlobalRanNodeId	3GPP TS 29.571 [6]	
NfGroupId	3GPP TS 29.571 [6]	Network Function Group Id
DurationSec	3GPP TS 29.571 [6]	
StnSr	3GPP TS 29.571 [6]	Session Transfer Number for SRVCC
CMSisdN	3GPP TS 29.571 [6]	Correlation MSISDN
DateTime	3GPP TS 29.571 [6]	
SmallDataRateStatus	3GPP TS 29.571 [6]	
NfSetId	3GPP TS 29.571 [13]	NF Set ID
NfServiceSetId	3GPP TS 29.571 [13]	NF Service Set ID
LMFIdentification	3GPP TS 29.572 [25]	LMF Identification
PlmnAssiUeRadioCapId	3GPP TS 29.571 [6]	
ManAssiUeRadioCapId	3GPP TS 29.571 [6]	
NrV2xAuth	3GPP TS 29.571 [6]	NR V2X services authorized
LteV2xAuth	3GPP TS 29.571 [6]	LTE V2X services authorized
BitRate	3GPP TS 29.571 [6]	Bit Rate
Pc5QoSPara	3GPP TS 29.571 [6]	PC5 QoS parameters
PduSessionInfo	3GPP TS 29.571 [6]	The Slice and DNN combination of a PDU session.
PcfUeCallbackInfo	3GPP TS 29.571 [6]	The callback information of the PCF for the UE to allow the PCF for the PDU session to send SM Policy Association Establishment and Termination events notification.
CnAssistedRanPara	3GPP TS 29.502 [16]	SMF derived CN assisted RAN Parameters Tuning
MoExpDataCounter	3GPP TS 29.571 [6]	MO Exception Data Counter
CagData	3GPP TS 29.503 [35]	Closed Access Group Data
NssaaStatus	3GPP TS 29.571 [6]	Subscribed S-NSSAI subject to NSSAA procedure and the status
JobType	3GPP TS 29.571 [6]	Job Type in the trace

MeasurementLteForMdt	3GPP TS 29.571 [6]	Measurements used for MDT in LTE in the trace
MeasurementNrForMdt	3GPP TS 29.571 [6]	Measurements used for MDT in NR in the trace
ReportingTrigger	3GPP TS 29.571 [6]	Reporting Triggers for MDT in the trace
ReportIntervalMdt	3GPP TS 29.571 [6]	Report Interval for MDT in LTE in the trace
ReportAmountMdt	3GPP TS 29.571 [6]	Report Amount for MDT in the trace
CollectionPeriodRmmLteMdt	3GPP TS 29.571 [6]	Collection period for RRM measurements LTE for MDT in the trace
MeasurementPeriodLteMdt	3GPP TS 29.571 [6]	Measurement period LTE for MDT in the trace in
AreaScope	3GPP TS 29.571 [6]	Area Scope
PositioningMethodMdt	3GPP TS 29.571 [6]	Positioning Method for MDT in the trace in LTE
ReportIntervalNrMdt	3GPP TS 29.571 [6]	Report Interval for MDT in NR in the trace
CollectionPeriodRmmNrMdt	3GPP TS 29.571 [6]	Collection period for RRM measurements NR for MDT in the trace
SensorMeasurement	3GPP TS 29.571 [6]	Sensor information for MDT in the trace
ScheduledCommunicationTime	3GPP TS 29.571 [6]	Scheduled Communication Time
StationaryIndication	3GPP TS 29.571 [6]	Stationary Indication
TrafficProfile	3GPP TS 29.571 [6]	Traffic Profile
BatteryIndication	3GPP TS 29.571 [6]	Battery Indication
NFType	3GPP TS 29.510 [29]	NF type
UeAuth	3GPP TS 29.571 [6]	UE authorisation for PC5 service
PartitioningCriteria	3GPP TS 29.571 [6]	Partitioning Criteria
RedirectResponse	3GPP TS 29.571 [6]	Response body of the redirect response message.
Cagld	3GPP TS 29.571 [6]	CAG ID
NnwdafEventsSubscription	3GPP TS 29.520 [52]	Represents an Individual NWDAF Event Subscription resource
PresenceInfo	3GPP TS 29.571 [6]	
UePositioningCapabilities	3GPP TS 29.572 [25]	Indicates the positioning capabilities supported by the UE.
SmfSelectionData	3GPP TS 29.507 [32]	

## 6.1.6.2 Structured data types

### 6.1.6.2.1 Introduction

Structured data types used in Namf\_Communication service are specified in this clause.

#### 6.1.6.2.2 Type: SubscriptionData

**Table 6.1.6.2.2-1: Definition of type SubscriptionData**

Attribute name	Data type	P	Cardinality	Description
amfStatusUri	Uri	M	1	This IE shall include the callback URI to receive notification of AMF status change.
guamiList	array(Guami)	C	1..N	This IE shall be absent for subscribing to status change for any GUAMI supported by the AMF, it shall be present for subscribing to specific GUAMIs supported by the AMF.

#### 6.1.6.2.3 Type: AmfStatusChangeNotification

**Table 6.1.6.2.3-1: Definition of type AmfStatusChangeNotification**

Attribute name	Data type	P	Cardinality	Description
amfStatusInfoList	array(AmfStatusInfo)	M	1..N	This IE shall contain the status change information about the AMF

## 6.1.6.2.4 Type: AmfStatusInfo

Table 6.1.6.2.4-1: Definition of type AmfStatusInfo

Attribute name	Data type	P	Cardinality	Description
guamiList	array(Guami)	M	1..N	This IE shall contain the GUAMIs
statusChange	StatusChange	M	1	This IE shall contain the Status change of the related GUAMIs
targetAmfRemoval	AmfName	C	0..1	This IE shall contain the AMF Name of the target AMF in the AMF planned removal without UDSF scenario
targetAmfFailure	AmfName	C	0..1	This IE shall contain the AMF Name of the target AMF in the AMF Auto-recovery without UDSF scenario.

## 6.1.6.2.5 Type: AssignEbiData

Table 6.1.6.2.5-1: Definition of type AssignEbiData

Attribute name	Data type	P	Cardinality	Description	Applicability
pduSessionId	PduSessionId	M	1	Represents the identifier of the PDU Session requesting EBI(s) to be assigned.	
arpList	array(Arp)	C	1..N	This IE shall be present if the NF Service Consumer (e.g SMF) requests the AMF to assign EBI(s) for the PDU session. When present, this IE shall contain the list of ARP(s) of the QoS flow(s) for which EBI(s) are requested.	
releasedEbiList	array(EpsBearerId)	C	1..N	This IE shall be present if the NF Service Consumer (e.g. SMF) needs to release the assigned EBI(s) from QoS flows (e.g. when the QoS flow is released).	
oldGuami	Guami	C	0..1	This IE shall be present during an AMF planned removal procedure when the NF Service Consumer initiates a request towards the target AMF, for a UE associated to an AMF that is unavailable (see clause 5.21.2.2 of 3GPP TS 23.501 [2]).	
modifiedEbiList	array(EbiArpMapping)	C	1..N	This IE shall be present if a PDU session modification procedure resulted in the change of ARP for a QoS flow to which an EBI is already allocated.	EAEA

## 6.1.6.2.6 Type: AssignedEbiData

Table 6.1.6.2.6-1: Definition of type AssignedEbiData

Attribute name	Data type	P	Cardinality	Description	Applicability
pduSessionId	PduSessionId	M	1	Represents the identifier of the PDU Session requesting EBI(s) to be assigned.	
assignedEbiList	array(EbiArpMapping)	M	0..N	This IE shall be present if the AMF assigned the requested EBI(s). This IE shall contain the successfully assigned EBIs. (NOTE)	
failedArpList	array(Arp)	C	1..N	This IE shall be present if the AMF fails to allocate EBIs for a set of ARP(s). (NOTE)	
releasedEbiList	array(EpsBearerId)	C	1..N	This IE shall be present if the NF Service Consumer requested the release of EBI(s) or if the AMF revoked an already assigned EBI towards the same PDU session. This IE shall contain the list of EBI(s) released at the AMF.	
modifiedEbiList	array(EpsBearerId)	C	1..N	This IE shall be present if the NF Service Consumer requested to update the ARP for a QoS flow to which an EBI is already allocated. This IE shall contain the list of EBI(s) whose ARP has been updated at the AMF.	EAEA
NOTE: The same ARP value may be returned in the assignedEbiList and in the failedArpList, if the request included the same ARP value more than once in the arpList and the AMF is not able to allocate an EBI for every occurrence of this ARP value.					

## 6.1.6.2.7 Type: AssignEbiFailed

Table 6.1.6.2.7-1: Definition of type AssignEbiFailed

Attribute name	Data type	P	Cardinality	Description
pduSessionId	PduSessionId	M	1	Represents the identifier of the PDU Session requesting EBI(s) to be assigned.
failedArpList	array(Arp)	C	1..N	This IE shall be present if the AMF fails to allocate EBIs for a set of ARPs.

## 6.1.6.2.8 Type: UEContextRelease

Table 6.1.6.2.8-1: Definition of type UEContextRelease

Attribute name	Data type	P	Cardinality	Description
supi	Supi	C	0..1	This IE shall be present if the UE is emergency registered and the SUPI is not authenticated.
unauthenticatedSupi	boolean	C	0..1	When present, this IE shall be set as follows: <ul style="list-style-type: none"> <li>- true: unauthenticated SUPI;</li> <li>- false (default): authenticated SUPI.</li> </ul> This IE shall be present if the SUPI is present in the message but is not authenticated and is for an emergency registered UE.
ngapCause	NgApCause	M	1	This IE shall contain the cause value received from the source 5G-AN in the handover Cancel message received over the NGAP interface.



## 6.1.6.2.9 Type: N2InformationTransferReqData

**Table 6.1.6.2.9-1: Definition of type N2InformationTransferReqDataTransfer**

Attribute name	Data type	P	Cardinality	Description
taiList	array(Tai)	C	1..N	This IE shall be included if the N2 information needs to be sent to the 5G-AN nodes that serve the list of tracking areas provided.
ratSelector	RatSelector	C	0..1	This IE shall be included to indicate if the N2 information shall be transferred to ng-eNBs or gNBs exclusively.
globalRanNodeList	array(GlobalRanNodeId)	C	1..N	This IE shall be included if the N2 information needs to be sent to the list of RAN nodes provided.
n2Information	N2InfoContainer	M	1	This IE includes the information to be sent on the N2 interface to the identified 5G-AN nodes and additional information required for the processing of the message by the AMF.
supportedFeatures	SupportedFeatures	C	0..1	This IE shall be present if at least one optional feature defined in clause 6.1.8 is supported.

## 6.1.6.2.10 Type: NonUeN2InfoSubscriptionCreateData

**Table 6.1.6.2.10-1: Definition of type NonUeN2InfoSubscriptionCreateData**

Attribute name	Data type	P	Cardinality	Description
globalRanNodeList	array(GlobalRanNodeId)	C	1..N	This IE shall be included if the subscription is for N2 information from RAN node(s) for which the N2 information notification is subscribed (i.e N3IWF identifier or gNB identifier or Ng-eNB identifier).
anTypeList	array(AccessType)	C	1..N	This IE shall be included, if the globalRanNodeId IE is not included and if the N2 information from a specific access network needs to be subscribed. When included this IE shall contain the access type of the access network from which Non UE specific N2 information is to be notified.
n2InformationClass	N2InformationClass	M	1	This IE represents the class of N2 information that the NF Service Consumer requires to be notified.
n2NotifyCallbackUri	Uri	M	1	This IE represents the callback URI on which the N2 information shall be notified.
nfId	NfInstanceId	C	0..1	This IE shall be present if the subscription is for "NRPPa" N2 information class and/or "LPP" N1 information class. When present, this IE shall carry the value to be used for NGAP "Routing ID" IE, which identifies the Network Function (e.g. LMF) instance handling the NRPPa and/or LPP data.  This IE may also be present if the subscription is for "PWS" N2 information class. When present, this IE shall carry the instance identity of the network function (e.g. CBCF or PWS-IWF) creating the subscription.
supportedFeatures	SupportedFeatures	C	0..1	This IE shall be present if at least one optional feature defined in clause 6.1.8 is supported.

## 6.1.6.2.11 Type: NonUeN2InfoSubscriptionCreatedData

**Table 6.1.6.2.11-1: Definition of type NonUeN2InfoSubscriptionCreatedData**

Attribute name	Data type	P	Cardinality	Description
n2NotifySubscriptionId	string	M	1	Represents the Id created by the AMF for the subscription to notify a non-UE related N2 information.
supportedFeatures	SupportedFeatures	C	0..1	This IE shall be present if at least one optional feature defined in clause 6.1.8 is supported.
n2InformationClass	N2InformationClass	O	0..1	This IE represents the class of N2 information that the NF Service Consumer subscribed to.

## 6.1.6.2.12 Type: UeN1N2InfoSubscriptionCreatedData

**Table 6.1.6.2.12-1: Definition of type UeN1N2InfoSubscriptionCreatedData**

Attribute name	Data type	P	Cardinality	Description
n2InformationClass	N2InformationClass	C	0..1	This IE shall be present if the NF service consumer subscribes for a N2 information notification. This IE represents the class of N2 information that the NF Service Consumer requires to be notified.
n2NotifyCallbackUri	Uri	C	0..1	This IE shall be present if the NF service consumer subscribes for a N2 information notification. This IE represents the callback URI on which the N2 information shall be notified.
n1MessageClass	N1MessageClass	C	0..1	This IE shall be present if the NF service consumer subscribes for a N1 message notification. This IE represents the class of N1 message that the NF Service Consumer requires to be notified.
n1NotifyCallbackUri	Uri	C	0..1	This IE shall be present if the NF service consumer subscribes for a N1 message notification. This IE represents the callback URI on which the N1 message shall be notified.
nfid	NfInstanceId	C	0..1	This IE shall be present if the subscription is for "NRPPa" N2 information class and/or "LPP" N1 information class. When present, this IE shall carry the value to be used for NGAP "Routing ID" IE, which identifies the Network Function (e.g. LMF) instance handling the NRPPa and/or LPP data.
supportedFeatures	SupportedFeatures	C	0..1	This IE shall be present if at least one optional feature defined in clause 6.1.8 is supported.
oldGuami	Guami	C	0..1	This IE shall be present during an AMF planned removal procedure when the NF Service Consumer initiates a request towards the target AMF, for a UE associated to an AMF that is unavailable (see clause 5.21.2.2 of 3GPP TS 23.501 [2]).

## 6.1.6.2.13 Type: UeN1N2InfoSubscriptionCreatedData

**Table 6.1.6.2.13-1: Definition of type UeN1N2InfoSubscriptionCreatedData**

Attribute name	Data type	P	Cardinality	Description
n1n2NotifySubscriptionId	string	M	1	Represents the Id created by the AMF for the subscription to notify a UE related N1/N2 information.
supportedFeatures	SupportedFeatures	C	0..1	This IE shall be present if at least one optional feature defined in clause 6.1.8 is supported.

6.1.6.2.14 Type: N2InformationNotification

**Table 6.1.6.2.14-1: Definition of type N2InformationNotification**

Attribute name	Data type	P	Cardinality	Description	Applicability
n2NotifySubscriptionId	string	M	1	Represents the subscription Id for which the notification is generated. The NF Service Consumer uses this to co-relate the notification against a corresponding subscription. If the notification is due to an implicit subscription via NRF, then the value shall be set as "implicit". During the AMF planned removal procedure with UDSF deployed procedure, this IE shall be set to "" (empty string) and be ignored by the NF Service Consumer.	
n2InfoContainer	N2InfoContainer	C	0..1	This IE shall be present, except during Inter NG-RAN node N2 based handover procedure (see clause 5.2.2.3.6.2).  When present, this IE shall contain the N2 information related to the corresponding N2 information class.	
toReleaseSessionList	array(PduSessionId)	C	1..N	This IE shall be present during N2 based handover procedure, if there are any PDU session(s) associated with Network Slice(s) which become no longer available.  When present, this IE shall include all the PDU session(s) associated with no longer available S-NSSAI(s).	
lcsCorrelationId	CorrelationID	C	0..1	This IE shall be present, if an LCS correlation identifier is received in corresponding N1/N2 Message Transfer service operation.  When present, this IE shall carry the LCS correlation identifier.	
notifyReason	N2InfoNotifyReason	C	0..1	This IE shall be present, if "n2InfoContainer" attribute is not present; this IE may be present otherwise.  When present, this IE indicates the reason for the N2 information notification.	
smfChangeInfoList	array(SmfChangeInfo)	C	1..N	This IE shall be present during N2 based handover procedure, if there is I-SMF or V-SMF change or removal for the related PDU session(s).  When present, this IE shall indicate the I-SMF/V-SMF situation after successful HO complete.	DTSSA
ranNodeid	GlobalRanNodeid	C	0..1	This IE shall be present during the AMF planned removal procedure with UDSF deployed procedure. When present, it shall contain the Global RAN Node ID. The IE shall contain either the gNB ID or the NG-eNB ID.	
initialAmfName	AmfName	C	0..1	This IE shall be present during the AMF planned removal procedure with UDSF deployed procedure. When present, it shall contain the AMF Name of the initial AMF.	

anN2IPv4Addr	Ipv4Addr	C	0..1	This IE shall be present during the AMF planned removal procedure with UDSF deployed procedure, if the Access Network N2 interface is using IPv4 address.	
anN2IPv6Addr	Ipv6Addr	C	0..1	This IE shall be present during the AMF planned removal procedure with UDSF deployed procedure, if the Access Network N2 interface is using IPv6 address.	
guami	Guami	C	0..1	This IE shall be present during Location Services procedures (see clause 5.2.2.3.6.3) and it may be present otherwise.  When present, it shall contain the GUAMI serving the UE.	
notifySourceNgRan	boolean	C	0..1	This IE shall be present during an Inter NG-RAN node N2 based DAPS handover procedure , if the target AMF receives this indication in the Handover Notify from the target NG-RAN node (see clause 4.9.1.3.3a of 3GPP TS 23.502 [3]). When present, it shall be set as follows:  <ul style="list-style-type: none"> <li>- true: Notify the Source NG-RAN about Handover Success</li> <li>- false (default): Do not notify the Source NG-RAN about Handover Success</li> </ul>	

## 6.1.6.2.15 Type: N2InfoContainer

Table 6.1.6.2.15-1: Definition of type N2InfoContainer

Attribute name	Data type	P	Cardinality	Description	Applicability
n2InformationClass	N2InformationClasses	M	1	This IE represents the class of N2 information to be transferred.	
smlInfo	N2SmlInformation	C	0..1	This IE shall be present if session management N2 information is to be transferred. When present, it represents a session management SMF related N2 information data part.	
ranInfo	N2RanInformation	C	0..1	This IE shall be present if RAN related N2 information is to be transferred (i.e. n2InformationClass is "RAN"). When present, it shall contain the RAN related N2 information data part.	
nrppaInfo	NrppaInformation	C	0..1	This IE shall be present if location service related N2 information is to be transferred. When present, it represents a NRPPa related N2 information data part.	
pwsInfo	PwsInformation	C	0..1	This IE shall be present if PWS related N2 information is to be transferred.	
v2xInfo	V2xInformation	C	0..1	This IE shall be present if V2X related N2 information is to be transferred.	
proseInfo	ProSeInformation	C	0..1	This IE shall be present if 5G ProSe related N2 information is to be transferred.	ProSe

## 6.1.6.2.16 Type: N1MessageNotification

Table 6.1.6.2.16-1: Definition of type N1MessageNotification

Attribute name	Data type	P	Cardinality	Description
n1NotifySubscriptionId	string	C	0..1	Represents the subscription Id for which the notification is generated. The NF Service Consumer uses this to correlate the notification against a corresponding subscription. If the notification is due to an implicit subscription via NRF, then the value shall be set as "implicit". This IE shall be present if the notification is based on a subscription to N1MessageNotification. An exception is for the case when initial AMF forwards NAS message to target AMF during AMF re-allocation procedure.
n1MessageContainer	N1MessageContainer	M	1	Contains the N1 message class and N1 message content.
lcsCorrelationId	CorrelationID	O	0..1	If the N1 message notified is for LCS procedures, the NF Service Producer (e.g. AMF) may include an LCS correlation identifier.
registrationCtxContainer	RegistrationContextContainer	C	0..1	If the N1 message notified is of type 5GMM (i.e. during Registration with AMF re-allocation procedure), the NF Service Producer (e.g. AMF) shall include this IE, if available.
newLmfIdentification	LMFIdentification	O	0..1	If a new LMF is selected by AMF, this IE may include the new selected LMF Identification.
guami	Guami	C	0..1	This IE shall be present during UE Assisted and UE Based Positioning Procedure (see clause 5.2.2.3.5.3) or the LCS Event Report, Event Reporting in RRC INACTIVE state procedures, LCS Cancel Location and LCS Periodic-Triggered Invoke Procedures (see clause 5.2.2.3.5.5) and it may be present otherwise.  When present, it shall contain the GUAMI serving the UE.
cloT5GSOptimisation	boolean	C	0..1	This IE shall be present when the N1 message class is "LPP/LCS" and the N1 message is received from the UE with Control Plane CloT 5GS Optimisation. When present, it shall be set as follows: - true: Control Plane CloT 5GS Optimisation was used and no signalling or data is currently pending for the UE at the AMF. - false (default): Control Plane CloT 5GS Optimisation was not used or signalling or data is currently pending for the UE at the AMF.
ecgi	Ecgi	O	0..1	When present, this IE shall indicate the identifier of the E-UTRAN cell serving the UE. This IE may be present if the N1 message notified is for LCS procedures.
ncgi	Ncgi	O	0..1	When present, this IE shall indicate the identifier of the NR cell serving the UE. This IE may be present if the N1 message notified is for LCS procedures.

## 6.1.6.2.17 Type: N1MessageContainer

Table 6.1.6.2.17-1: Definition of type N1MessageContainer

Attribute name	Data type	P	Cardinality	Description
n1MessageClass	N1MessageClass	M	1	This IE shall contain the N1 message class for the message content specified in n1MessageContent.
n1MessageContent	RefToBinaryData	M	1	This IE shall reference the N1 message binary data corresponding to the n1MessageClass. See 3GPP TS 24.501 [11]. See clause 6.1.6.4.2.
nflid	NflInstanceid	C	0..1	This IE shall be present when the n1MessageClass IE is set to "LPP" or "LCS". It should be present when the n1MessageClass IE is set to "SM". It may be present otherwise. When present, this IE shall carry the identifier of the Network Function (e.g. LMF or SMF) instance sending the N1 message. (NOTE)
serviceInstanceid	string	O	0..1	When present, this IE shall carry the Service Instance Identifier of the Service Instance (e.g. LMF) sending the N1 message.
NOTE: For a Home-routed PDU session, this IE shall carry the NF instance ID of the V-SMF; for a PDU session with I-SMF, this IE shall carry the NF instance ID of the I-SMF.				

6.1.6.2.18      Type: N1N2MessageTransferReqData

**Table 6.1.6.2.18-1: Definition of type N1N2MessageTransferReqData**



Attribute name	Data type	P	Cardinality	Description	Applicability
n1MessageContainer	N1MessageContainer	C	0..1	This IE shall be included if a N1 message needs to be transferred.	
n2InfoContainer	N2InfoContainer	C	0..1	This IE shall be included if a N2 information needs to be transferred.	
mtData	RefToBinaryData	C	0..1	This IE shall be included if mobile terminated data (i.e. CIoT user data container) needs to be transferred. When present, it shall reference the mobile terminated data (see clause 6.1.6.4.4).	CIOT
skipInd	boolean	C	0..1	This IE shall be present and set to "true" if the service consumer (e.g. SMF) requires the N1 message to be sent to the UE only when UE is in CM-CONNECTED, e.g. during SMF initiated PDU session release procedure (see clause 4.3.4.2 of 3GPP TS 23.502 [3]).  When present, this IE shall be set as following: - true: AMF should skip sending N1 message to UE, when the UE is in CM-IDLE. - false (default): the AMF shall send the N1 message to the UE.	
lastMsgIndication	boolean	O	0..1	This flag when present shall indicate that the message transferred is the last message. (See clause 4.13.3.3 and clause 4.13.3.6 of 3GPP TS 23.502 [3]).	
pduSessionId	PduSessionId	O	0..1	PDU Session ID for which the N1 / N2 message is sent, if the N1 / N2 message class is SM.	
lcsCorrelationId	CorrelationID	O	0..1	LCS Correlation ID, for which the N1/N2 message is sent, if  - the N1 message class is LPP (see clause 6.11.1 of 3GPP TS 23.273 [42]) or LCS (see clause 6.3 of 3GPP TS 23.273 [42]); and/or  - the N2 Information class is NRPPa (see clause 6.11.2 of 3GPP TS 23.273 [42]).	
ppi	Ppi	O	0..1	This IE when present shall indicate the Paging policy to be applied. The paging policies are configured at the AMF.	

arp	Arp	O	0..1	This IE when present shall indicate the Allocation and Retention Priority of the PDU session for which the N1/N2 message transfer is initiated. To support priority paging, the AMF shall use this IE to determine whether to include the Paging Priority IE in the NGAP Paging Message (see clause 5.4.3.3 of 3GPP TS 23.501 [2]). The set of ARP values associated with priority paging and mapping to Paging Priority IE values are configured at the AMF. This IE shall not be present when the N1/N2 message class is not SM.	
5qi	5Qi	O	0..1	This IE when present shall indicate the 5QI associated with the PDU session for which the N1 / N2 message transfer is initiated. This IE shall not be present when the N1/N2 message class is not SM.	
n1n2FailureTxnNotifURL	Uri	O	0..1	If included, this IE represents the callback URI on which the AMF shall notify the N1/N2 message transfer failure.	
smfReallocationInd	boolean	O	0..1	This IE shall indicate that the SMF is requested to be reallocated (see clause 4.3.5.2 of 3GPP TS 23.502 [3]). When present, this IE shall be set as follows: - true: the SMF is requested to be reallocated. - false (default): the SMF is not requested to be reallocated.	
areaOfValidity	AreaOfValidity	O	0..1	This IE represents the list of TAs where the provided N2 information is valid. See clause 5.2.2.7 and 4.2.3.3 of 3GPP TS 23.502 [3].	
supportedFeatures	SupportedFeatures	C	0..1	This IE shall be present if at least one optional feature defined in clause 6.1.8 is supported.	
oldGuami	Guami	C	0..1	This IE shall be present during an AMF planned removal procedure when the NF Service Consumer initiates a request towards the target AMF, for a UE associated to an AMF that is unavailable (see clause 5.21.2.2 of 3GPP TS 23.501 [2]).	
maAcceptedInd	boolean	C	0..1	This IE shall be present if a request to establish a MA PDU session was accepted or if a single access PDU session was upgraded into a MA PDU session (see clauses 4.22.2 and 4.22.3 of 3GPP TS 23.502 [3]).  When present, it shall be set as follows: - true: MA PDU session - false (default): single access PDU session	MAPDU

extBufSupport	boolean	O	0..1	<p>This IE may be present with value "true" if Extended Buffering is permitted, during Network triggered Service Request Procedure (see clause 4.2.3.3 of 3GPP TS 23.502 [3]), UPF anchored Mobile Terminated Data Transport in Control Plane Clot 5GS Optimisation procedure (see clause 4.24.2 of 3GPP TS 23.502 [3]) or NEF Anchored Mobile Terminated Data Transport (see clause 4.25.5 of 3GPP TS 23.502 [3]).</p> <p>When present, this IE shall indicate whether Extended Buffering applies or not:</p> <ul style="list-style-type: none"> <li>- true: Extended Buffering applies</li> <li>- false (default) Extended Buffering does not apply</li> </ul>	
targetAccess	AccessType	C	0..1	<p>This IE shall be included by a SMF for a MA PDU session to indicate the target access type (i.e. 3GPP access or Non-3GPP access) towards which the N2 information and optionally N1 information is requested to be sent.</p> <p>This IE may be included by an LMF to indicate the access type through which an LPP message shall be transmitted to the UE.</p> <p>This IE shall be included by an SMF and set to the old access type during an intra-AMF handover between 3GPP and non-3GPP accesses, when releasing the N2 PDU session resources in the old access.</p>	<p>MAPDU</p> <p>ELCS</p> <p>3GA-N3GA-HO</p>
nflId	NflInstanceId	C	0..1	<p>This IE should be included by the SMF when invoking N1N2MessageTransfer service operation, if the n1MessageContainer IE is not present.</p> <p>When present, this IE shall carry the identifier of the NF instance invoking the service operation, i.e. the SMF instance hosting the SM Context for the PDU session. (NOTE 3)</p>	
<p>NOTE 1: For N1 message class "UPDP", as per 3GPP TS 24.501 [11] Annex D, the messages between UE and PCF carry PTI which is used by the PCF to correlate the received N1 message in the notification with a prior transaction initiated by the PCF.</p> <p>NOTE 2: During Downlink Data Notification procedure, if the SMF receives the PPI value (=DSCP(0..63)) from the UPF and wants to set the PPI value in the N1N2MessageTransfer message, the SMF shall map the PPI value received from N4 message to correct PPI value (0..7) used in N11 message.</p> <p>NOTE 3: If the n1MessageContainer IE is present, the nflId attribute in the n1MessageContainer IE should be used by the SMF and the AMF to identify the NF instance ID of the sending SMF.</p>					

6.1.6.2.19 Type: N1N2MessageTransferRspData

**Table 6.1.6.2.19-1: Definition of type N1N2MessageTransferRspData**

Attribute name	Data type	P	Cardinality	Description
cause	N1N2MessageTransferCause	M	1	This IE shall provide the result of the N1/N2 message transfer processing at the AMF.
supportedFeatures	SupportedFeatures	C	0..1	This IE shall be present if at least one optional feature defined in clause 6.1.8 is supported.

6.1.6.2.20 Type: RegistrationContextContainer

**Table 6.1.6.2.20-1: Definition of type RegistrationContextContainer**

Attribute name	Data type	P	Cardinality	Description
ueContext	UeContext	M	1	This IE shall contain the UE Context information.
localTimeZone	TimeZone	O	0..1	This IE contains the time zone UE is currently located.
anType	AccessType	M	1	This IE shall contain the current access type of the UE.
anN2Apld	integer	M	1	This IE shall contain the RAN UE NGAP ID over N2 interface.
ranNodeIid	GlobalRanNodeIid	M	1	This IE shall contain the Global RAN Node ID. The IE shall contain either the gNB ID or the NG-eNB ID.
initialAmfName	AmfName	M	1	This IE shall contain the AMF Name of the initial AMF.
userLocation	UserLocation	M	1	This IE shall contain the user location received from 5G-AN.
anN2IPv4Addr	Ipv4Addr	C	0..1	If the Access Network N2 interface is using IPv4 address, this IE shall be included.
anN2IPv6Addr	Ipv6Addr	C	0..1	If the Access Network N2 interface is using IPv6 address, this IE shall be included.
rrcEstCause	string	C	0..1	This IE shall contain the RRC Establishment Cause, if received from the 5G-AN (See 3GPP TS 38.413 [12], clause 9.2.5.1). It carries the value in hexadecimal representation Pattern: '[0-9a-fA-F]+'
ueContextRequest	boolean	C	0..1	This IE shall contain the indication on whether UE context including security information needs to be setup at the NG-RAN, if received from the NG-RAN by the initial AMF (See 3GPP TS 38.413 [12], clause 9.2.5.1).  When present, it shall be set as follows: - true: UE context including security information needs to be setup at the NG-RAN. - false (default): UE context including security information does not need to be setup at the NG-RAN.
initialAmfN2Apld	integer	C	0..1	This IE shall contain the AMF UE NGAP ID of the initial AMF over N2 interface, if available.
allowedNssai	AllowedNssai	O	0..1	This IE contains the allowed NSSAI of the UE. This IE also contains the mapped home network S-NSSAI for each allowed S-NSSAI.
configuredNssai	array(ConfiguredSnssai)	O	1..N	This IE shall contain the configured S-NSSAI(s) authorized by the NSSF in the serving PLMN, if received from the NSSF.
rejectedNssaiInPlmn	array(Snssai)	O	1..N	This IE shall contain the rejected NSSAI in the PLMN, if received from the NSSF.
rejectedNssaiInTa	array(Snssai)	O	1..N	This IE shall contain the rejected NSSAI in the current TA, if received from the NSSF.
selectedPlmnIid	PlmnIid	O	0..1	This IE shall contain the selected PLMN Id for the non-3GPP access, if received from the 5G-AN (See 3GPP TS 38.413 [12], clause 9.2.5.1).
iabNodeIid	boolean	O	0..1	This IE shall contain the IAB Node Indication, if received from the 5G-AN (See 3GPP TS 38.413 [12], clause 9.2.5.1).  When present, it shall be set as follows: - true: 5G-AN is an IAB Node. - false (default): 5G-AN is not an IAB Node.
ceModeBInd	CeModeBInd	O	0..1	This IE shall contain the CE-mode-B Support Indicator, if received from the 5G-AN (See 3GPP TS 38.413 [12], clause 9.2.5.1).
lteMInd	LteMInd	O	0..1	This IE shall contain the LTE-M Indication, if received from the 5G-AN (See 3GPP TS 38.413 [12], clause 9.2.5.1).

authenticatedInd	boolean	O	0..1	This IE shall contain the Authenticated Indication, if received from the 5G-AN (See 3GPP TS 38.413 [12], clause 9.2.5.1).  This IE shall be set as follows: - true: authenticated by the 5G-AN; - false (default): unauthenticated by the 5G-AN.
npnAccessInfo	NpnAccessInfo	O	0..1	This IE shall contain the NPN Access Information, if received from the 5G-AN (See 3GPP TS 38.413 [12], clause 9.2.5.1).

## 6.1.6.2.21 Type: AreaOfValidity

**Table 6.1.6.2.21-1: Definition of type AreaOfValidity**

Attribute name	Data type	P	Cardinality	Description
tailList	array(Tai)	M	0..N	An array of TAI representing the area of validity of the associated N2 information provided.

## 6.1.6.2.22 Void

## 6.1.6.2.23 Type: UeContextTransferReqData

**Table 6.1.6.2.23-1: Definition of type UeContextTransferReqData**

Attribute name	Data type	P	Cardinality	Description
reason	TransferReason	M	1	Indicate the reason for the UEContextTransfer service request
accessType	AccessType	M	1	This IE shall contain the access type of the UE.
plmnId	PlmnId	O	0..1	If present, this IE shall contain the PLMN ID of the NF service consumer (e.g target AMF).
regRequest	N1MessageContainer	O	0..1	If present, this IE shall refer to the registration request message which triggers the UE Context Transfer. The message class shall be "5GMM" and message content shall be reference to N1 Message Content binary data, See clause 6.1.6.4.2.
supportedFeatures	SupportedFeatures	C	0..1	This IE shall be present if at least one optional feature defined in clause 6.1.8 is supported.

## 6.1.6.2.24 Type: UeContextTransferRspData

**Table 6.1.6.2.24-1: Definition of type UeContextTransferRspData**

Attribute name	Data type	P	Cardinality	Description	Applicability
ueContext	UeContext	M	1	Represents an individual ueContext resource after the modification is applied.	
supportedFeatures	SupportedFeatures	C	0..1	This IE shall be present if at least one optional feature defined in clause 6.1.8 is supported.	
ueRadioCapability	N2InfoContent	C	0..1	This IE shall be included to contain the "UE Radio Capability Information" if available during context transfer procedure. UE Radio Capability Information does not include NB-IoT UE radio capability, see clause 5.4.4.1 of 3GPP TS 23.501 [2]	
ueRadioCapabilityForPaging	N2InfoContent	C	0..1	This IE shall be included to contain the "UE Radio Capability for Paging" if available during context transfer procedure.	
ueNbiotRadioCapability	N2InfoContent	C	0..1	This IE shall be included to contain "NB-IoT UE radio capability Information" if available during context transfer procedure, see clause 5.4.4.1 of 3GPP TS 23.501 [2]	CIOT



6.1.6.2.25 Type: UeContext

**Table 6.1.6.2.25-1: Definition of type UeContext**

Attribute name	Data type	P	Cardinality	Description	Applicability
supi	Supi	C	0..1	This IE shall be present if available. When present, this IE contains SUPI of the UE.	
supiUnauthInd	boolean	C	0..1	This IE shall be present if SUPI is present. When present, it shall indicate whether the SUPI is unauthenticated.	
gpsiList	array(Gpsi)	C	1..N	This IE shall be present if available and if it is not case b) specified in clause 5.2.2.2.1.1 step 2a. When present, this IE shall contain the GPSI(s) of the UE.	
pei	Pei	C	0..1	This IE shall be present if available and if it is not case b) specified in clause 5.2.2.2.1.1 step 2a. When present, this IE shall contain Mobile Equipment Identity of the UE.	
udmGroupld	NfGroupld	O	0..1	When present, it shall indicate the identity of the UDM Group serving the UE.	
ausfGroupld	NfGroupld	O	0..1	When present, it shall indicate the identity of the AUSF Group serving the UE.	
pcfGroupld	NfGroupld	O	0..1	When present, it shall indicate the identity of the PCF Group serving the UE.	
routingIndicator	string	O	0..1	When present, it shall indicate the Routing Indicator of the UE.	
hNwPubKeyld	integer	O	0..1	When present, it shall indicate the Home Network Public Key Identifier of the UE. (NOTE X).	
groupList	array(Groupld)	C	1..N	This IE shall be present if the UE belongs to any subscribed internal group(s) and if it is not case b) specified in clause 5.2.2.2.1.1 step 2a. When present, this IE shall list the subscribed internal group(s) to which the UE belongs to.	
drxParameter	DrxParameter	C	0..1	This IE shall be present if available and if it is not case b) specified in clause 5.2.2.2.1.1 step 2a. When present, this IE shall contain the DRX parameter of the UE.	
subRfsp	RfspIndex	C	0..1	This IE shall be present if available and if it is not case b) specified in clause 5.2.2.2.1.1 step 2a. When present, it shall indicate the subscribed RFSP Index of the UE.	
usedRfsp	RfspIndex	C	0..1	This IE shall be present if available and if it is not case b) specified in clause 5.2.2.2.1.1 step 2a. When present, it shall indicate the used RFSP Index of the UE.	
subUeAmbr	Ambr	C	0..1	This IE shall be present if subscribed UE-AMBR has been retrieved from UDM and if it is not case b) specified in clause 5.2.2.2.1.1 step 2a.  When present, this IE shall indicate the value of subscribed UE AMBR of the UE.	
subUeSliceMbrList	map(SliceMbr)	C	1..N	Map of SliceMbr, where the S-NSSAI shall be used as the key of the map.  This IE shall be present if the list of subscribed UE-Slice-MBR(s) has been retrieved from UDM and if it is not case b) specified in clause 5.2.2.2.1.1 step 2a.  When present, this IE shall indicate the list of subscribed UE-Slice-MBR(s) per S-NSSAI for the UE.	

smsfld	NfInstanceld	C	0..1	This IE shall be present if the SMS service for UE is activated and if it is not case b) specified in clause 5.2.2.2.1.1 step 2a. When present, it indicates the identifier of the SMSF network function instance serving the UE. The NF service consumer (e.g. target AMF) may use this information to identify the SMSF NF service profile from among the SMSF NF service profiles it received from the NRF.	
seafData	SeafData	C	0..1	This IE shall be present if available and if it is not case b) specified in clause 5.2.2.2.1.1 step 2a or the case specified in clause 5.2.2.2.1.2. When present, this IE contains the security data derived from data received from AUSF of the UE.	
5gMmCapability	5GMmCapabilit y	C	0..1	This IE shall be present if the UE had provided this IE during Registration Procedure and if it is not case b) specified in clause 5.2.2.2.1.1 step 2a. When present, this IE shall contain 5G MM capability of the UE.	
pcfId	NfInstanceld	C	0..1	This IE shall be present if available and if it is not case b) specified in clause 5.2.2.2.1.1 step 2a. When present, this IE indicates the identity of the PCF for AM Policy and/or UE Policy.	
pcfSetId	NfSetId	C	0..1	This IE shall be present, if available. When present, it shall contain the NF Set ID of the PCF for AM Policy and/or UE Policy.	
pcfAmServiceSetId	NfServiceSetId	C	0..1	This shall be present, if available. When present, it shall contain the NF Service Set ID of the PCF's AM Policy service.	
pcfUepServiceSetId	NfServiceSetId	C	0..1	This shall be present, if available. When present, it shall contain the NF Service Set ID of the PCF's UE Policy service.	
pcfBindingLevel	SbiBindingLeve l	C	0..1	This IE shall be present if available. When present, this IE shall contain the SBI binding level of the PCF's AM policy and UE Policy association resources. (NOTE 6)	
pcfAmPolicyUri	Uri	C	0..1	This IE shall be present if available and if it is not case b) specified in clause 5.2.2.2.1.1 step 2a. When present this IE shall contain the URI of the individual AM policy resource (see 3GPP TS 29.507 [32] clause 5.3.3.2) used by the AMF.	
amPolicyReqTriggerList	array(PolicyReq Trigger)	C	1..N	This IE shall be present if available and if it is not case b) specified in clause 5.2.2.2.1.1 step 2a. When present this IE shall indicate the AM policy request triggers towards the PCF. The NF Service Consumer (e.g. target AMF) shall use these triggers to request AM policy from the PCF whenever these triggers are met.  The possible AM policy control request triggers are specified in clause 6.1.2.5 of 3GPP TS 23.503 [7].	
pcfUePolicyUri	Uri	C	0..1	This IE shall be present if available and if it is not case b) specified in clause 5.2.2.2.1.1 step 2a. When present this IE shall contain the URI of the individual UE policy resource (see 3GPP TS 29.507 [32] clause 5.3.3.2) used by the AMF.	

uePolicyReqTriggerList	array(PolicyReqTrigger)	C	1..N	<p>This IE shall be present if available and if it is not case b) specified in clause 5.2.2.2.1.1 step 2a. When present this IE shall indicate the UE policy request triggers towards the PCF. The NF Service Consumer (e.g. target AMF) shall use these triggers to request UE policy from the PCF whenever these triggers are met.</p> <p>The possible UE policy control request triggers are specified in clause 6.1.2.5 of 3GPP TS 23.503 [7].</p>	
hpcfIld	NfInstanceld	O	0..1	This IE indicates the identity of PCF for UE Policy in home PLMN, when the UE is roaming.	
hpcfSetId	NfSetId	O	0..1	When present, this IE shall contain the NF Set ID of the PCF for UE Policy in home PLMN, when the UE is roaming.	
restrictedRatList	array(RatType)	O	1..N	When present, this IE shall indicate the list of RAT types that are restricted for the UE; see 3GPP TS 29.571 [6] (NOTE 1)	
forbiddenAreaList	array(Area)	O	1..N	When present, this IE shall indicate the list of forbidden areas of the UE.	
serviceAreaRestriction	ServiceAreaRestriction	O	0..1	When present, this IE shall indicate subscribed Service Area Restriction for the UE.	
restrictedCnList	array(CoreNetworkType)	O	1..N	When present, this IE shall indicate the list of Core Network Types that are restricted for the UE.	
eventSubscriptionList	array(ExtAmfEventSubscription)	C	1..N	<p>This IE shall be present if available and if it is not case b) specified in clause 5.2.2.2.1.1 step 2a. When present, it shall indicate the event subscription(s) targeting the UE or the group the UE is part of.</p> <p>If the source AMF supports binding procedures and if it received binding indications for event notifications (i.e. with "callback" scope) or for subscription change event notifications (i.e. with "subscription-events" scope) for certain subscriptions, these binding indications should also be included.</p> <p>If the source AMF knows the NF type of the NF that created the subscription, this information should also be indicated.</p>	
mmContextList	array(MmContext)	C	1..2	This IE shall be present if available and if it is not case b) specified in clause 5.2.2.2.1.1 step 2a. When present, this IE contains the MM Contexts of the UE.	
sessionContextList	array(PduSessionContext)	C	1..N	This IE shall be present if available and if it is neither case a) nor case b) specified in clause 5.2.2.2.1.1 step 2a. When present, this IE contains the PDU Session Contexts of the UE. (NOTE 2)	
traceData	TraceData	C	0..1	This IE shall be present if signalling based trace has been activated (see 3GPP TS 32.422 [30]) and if it is not case b) specified in clause 5.2.2.2.1.1 step 2a.	

serviceGapExpiryTime	DateTime	C	0..1	This IE shall be present if Service Gap Control is enabled and if the AMF has started a Service Gap Timer which has not expired yet (see clause 5.31.16 of 3GPP TS 23.501 [2]). The value of the IE shall indicate the expiry time of the active Service Gap Timer for the UE.	
stnSr	StnSr	O	0..1	This IE shall be present if available, for UE supporting 5G-SRVCC (see clause 5.2.2.2.11 of 3GPP TS 23.502 [3]). When present, this IE contains STN-SR of the UE.	
cMsisdn	CMsisdn	O	0..1	This IE shall be present if available, for UE supporting 5G-SRVCC (see clause 5.2.2.2.11 of 3GPP TS 23.502 [3]). When present, this IE contains C-MSISDN of the UE.	
msClassmark2	MSClassmark2	O	0..1	This IE shall be present if available, for UE supporting 5G-SRVCC (see clause 5.2.2.2.11 of 3GPP TS 23.502 [3]). When present, this IE contains Mobile Station Classmark 2 of the UE.	
supportedCodecList	array(SupportedCodec)	O	1..N	This IE shall be present if available, for UE supporting 5G-SRVCC (see clause 5.2.2.2.11 of 3GPP TS 23.502 [3]). When present, this IE shall indicate the list of speech codecs supported by the UE.	
smallDataRateStatusInfos	array(SmallDataRateStatusInfo)	O	1..N	List of Small Data Rate Control Statuses for released PDU Sessions, see clause 5.31.14.3 of TS 23.501 [2].	CIOT
restrictedPrimaryRatList	array(RatType)	O	1..N	When present, this IE shall indicate the list of RAT types that are restricted for use as primary RAT for the UE; see 3GPP TS 29.571 [6] (NOTE 1)	
restrictedSecondaryRatList	array(RatType)	O	1..N	When present, this IE shall indicate the list of RAT types that are restricted for use as secondary RAT for the UE; see 3GPP TS 29.571 [6] (NOTE 1)	
v2xContext	V2xContext	O	0..1	This IE shall be present if available (see clause 6.5.4 of 3GPP TS 23.287 [47]). When present, this IE shall indicate the parameters related to the V2X services.	
lteCatMInd	boolean	C	0..1	This IE shall be present with value "true" if the UE is a LTE Category M UE based on indication provided by the NG-RAN or by the MME at EPS to 5GS handover, as specified in 3GPP TS 23.502 [3].  When present, this IE shall be set as following: - true: the UE is a Category M UE - false (default): this UE is not a Category M UE.	
redCapInd	boolean	C	0..1	This IE shall be present with value "true" if the UE is a NR RedCap UE based on indication provided by the NG-RAN, as specified in 3GPP TS 23.502 [3].  When present, this IE shall be set as following: - true: the UE is a NR RedCap UE - false (default): this UE is not a NR RedCap UE.	

moExpDataCounter	MoExpDataCounter	C	0..1	<p>This IE shall be present if a non-zero MO Exception counter has not been reported yet to SMF.</p> <p>When present, this IE shall contain the MO Exception Data Counter, as specified in clause 5.31.14.3 of 3GPP TS 23.501 [2].</p>	
cagData	CagData	O	0..1	<p>Closed Access Group Data</p> <p>When present, the provisioningTime attribute (from the CagData data type) shall be absent.</p>	NPN
managementMdtInd	boolean	C	0..1	<p>This flag shall be present with value "true" if Management Based Minimization of Drive Tests (MDT) is allowed, as specified in 3GPP TS 32.422 [30].</p> <p>When present, this IE shall be set as following:</p> <ul style="list-style-type: none"> <li>- true: management based MDT is allowed.</li> <li>- false (default): management based MDT is not allowed.</li> </ul>	
immediateMdtConf	ImmediateMdtConf	C	0..1	<p>This IE shall be sent by the source AMF to the target AMF, if the Job Type indicates Immediate MDT. See clause 4.10 of 3GPP TS 32.422 [30].</p>	
ecRestrictionDataWb	EcRestrictionDataWb	C	0..1	<p>This IE shall be present if the AMF determines whether Enhanced Coverage is restricted or not for the UE for WB-N1 mode. If absent, this IE indicates Enhanced Coverage is not restricted for WB-N1 mode. (NOTE 3)</p>	
ecRestrictionDataNb	boolean	C	0..1	<p>This IE shall be present if the AMF determines whether Enhanced Coverage is restricted or not for the UE for NB-N1 mode.</p> <p>If present, this IE shall indicate whether Enhanced Coverage for NB-N1 mode is restricted or not.</p> <p>true: Enhanced Coverage for NB-N1 mode is restricted. false or absent: Enhanced Coverage for NB-N1 mode is allowed. (NOTE 3)</p>	
iabOperationAllowed	boolean	O	0..1	<p>This IE shall be present if the UE is allowed for IAB operation. It may be present otherwise.</p> <p>When present, it shall indicate whether the UE is allowed for IAB operation, as follows:</p> <ul style="list-style-type: none"> <li>- true: indicates that the UE is allowed for IAB operation.</li> <li>- false: indicates that the UE is not allowed for IAB operation.</li> </ul>	
proseContext	ProseContext	O	0..1	<p>This IE shall be present if available (see clause 6.7 of 3GPP TS 23.304 [51]). When present, this IE shall indicate the parameters related to the ProSe services.</p>	ProSe
analyticsSubscriptionList	array(AnalyticsSubscription)	C	1..N	<p>This IE shall be present if the AMF has created analytics subscription(s) towards NWDAF related to the UE.</p> <p>If present, this IE shall include the list of analytics subscriptions, as specified in clauses 5.2.2.2.2 and 5.2.2.2.11 of 3GPP TS 23.502 [3].</p>	

pcfUepBindingInfo	string	C	0..1	This IE shall be present if Binding Indication was received for UE Policy Association resource from the PCF. When present, this IE shall contain the Binding indication of the PCF's UE Policy Association resource and shall be set to the value of the 3gpp-Sbi-Binding header defined in clause 5.2.3.2.6 of 3GPP TS 29.500 [4], without the header name.	
pcfAmpBindingInfo	string	C	0..1	This IE shall be present if Binding Indication was received for AM Policy Association resource from the PCF. When present, this IE shall contain the Binding indications of the PCF's AM policy Association resource and shall be set to the value of the 3gpp-Sbi-Binding header defined in clause 5.2.3.2.6 of 3GPP TS 29.500 [4], without the header name.	
usedServiceAreaRestriction	ServiceAreaRestriction	O	0..1	When present, this IE shall include the Service Area Restriction from PCF.	
pralnAmPolicy	map(PresenceInfo)	O	1..N	When present, this IE shall include the map of PRA Information for the subscribed "PRA_CHANGE" PolicyReqTrigger in the AM Policy Association.  The key of the map shall be the "prald" attribute within the PresenceInfo data type. The "presenceState" attribute within the PresenceInfo data type shall not be supplied here.	
pralnUePolicy	map(PresenceInfo)	O	1..N	When present, this IE shall include the map of PRA Information for the subscribed "PRA_CHANGE" PolicyReqTrigger in the UE Policy Association.  The key of the map shall be the "prald" attribute within the PresenceInfo data type. The "presenceState" attribute within the PresenceInfo data type shall not be supplied here.	
updpSubscriptionData	UpdpSubscriptionData	O	0..1	When present, this IE shall include the subscription resource in the AMF for a UE policy delivery related N1 message notification.	
smPolicyNotifyPduList	array(PduSessionInfo)	C	1..N	This IE shall be present if it has been received from the PCF for the UE, i.e. the PCF for the AM Policy Association and possibly the UE Policy Association.  When present, this IE shall contain the information (Slice and DNN combination) of the PDU session(s) applicable for the notification of SM Policy Association Establishment and Termination events. (NOTE 5)	SPAЕ
pcfUeCallbackInfo	PcfUeCallbackInfo	C	0..1	This IE shall be present if the smPolicyNotifyPduList IE is present.  When present, this IE shall contain the callback information of the PCF for the UE to receive SM Policy Association Establishment and Termination events notification from the PCF for the SM Policy. (NOTE 5)	SPAЕ
uePositioningCap	UePositioningCapabilities	O	0..1	When present, this IE shall indicate the positioning capabilities supported by the UE.	

snpnOnboardInd	boolean	C	0..1	<p>This IE shall be present if the UE is registered for onboarding in an SNPN.</p> <p>When present, it shall indicate the following:</p> <ul style="list-style-type: none"> <li>- true: indicates that the UE is registered for onboarding in an SNPN.</li> <li>- false (default): indicates that the UE is not registered for onboarding in an SNPN.</li> </ul>	eNPN
astiDistributionIndication	boolean	O	0..1	<p>When present, this IE shall indicate whether the access stratum time distribution via Uu reference point should be activated or deactivated for the UE.</p> <p>When present, this IE shall be set as following:</p> <ul style="list-style-type: none"> <li>- true: ASTI distribution is activated for the UE.</li> <li>- false (default): ASTI distribution is deactivated for the UE.</li> </ul>	
tsErrorBudget	integer	O	0..1	<p>When present, this IE shall indicate the Uu time synchronization error budget for the time synchronization service (as described in clause 5.27.1 in TS 23.501 [2]). It indicates the value in nano seconds.</p>	
smfSelInfo	SmfSelectionData	C	0..1	<p>This IE shall be present if conditions for SMF Selection information replacement are received from the PCF for AM Policy.</p> <p>When present, It shall include the conditions for SMF selection information replacement, as determined by the PCF.</p>	
pcfUeSliceMbrList	map(SliceMbr)	C	1..N	<p>This IE shall be present when UE Slice MBR(s) were received from the PCF for AM Policy.</p> <p>When present, this IE shall include one or more UE-Slice-MBR(s) as determined by the PCF for allowed S-NSSAI(s). The key of the map is the S-NSSAI in the allowed NSSAI to which the UE-Slice-MBR belongs.</p>	



- NOTE 1: If the restrictedPrimaryRatList and restrictedSecondaryRatList attributes are supported by the sender, the sender shall include the list of RAT Types that are restricted, if any, in the restrictedRatList attribute, shall include the list of RAT Types that are restricted for use as primary RAT, if any, in the restrictedPrimaryRatList attribute and shall include the list of RAT Types that are restricted for use as secondary RAT, if any, in the restrictedSecondaryRatList attribute. If the restrictedPrimaryRatList and restrictedSecondaryRatList attributes are supported by the receiver, the receiver shall use the data in the restrictedPrimaryRatList attribute, if received, as the list of RAT Types that are restricted for use as primary RAT for the UE, and shall use the data in the restrictedSecondaryRatList attribute, if received, as the list of RAT Types that are restricted for use as secondary RAT for the UE, otherwise the receiver shall use the data in the restrictedRatList attribute, if received, as the list of RAT Types that are restricted for the UE.
- NOTE 2: A particular PDU session not supported by the target AMF shall not be transferred, e.g. MA-PDU session context shall not be transferred if target AMF does not support ATSSS.
- NOTE 3: After ecRestrictionDataWb and/or ecRestrictionDataNb attributes are sent from source AMF to target AMF to build the UeContext in the target AMF, the target AMF shall re-determine the EC restriction information based on the received subscription data from UDM and UE 5GMM capability because EC restriction information may change (e.g. due to that subscription data in UDM is changed but not notified the old AMF yet) and then compare the re-determined EC restriction information with the one received in the UeContext. If the target AMF finds EC restriction information has changed after comparing, the target AMF shall proceed as described in clause 5.31.12, 3GPP TS 23.501 [2].
- NOTE 4: If present, this attribute shall be used together with routingIndicator. This attribute is only used by the HPLMN in roaming scenarios.
- NOTE 5: If the information as indicated in both IEs were received from the PCF for the UE or from the old AMF in UE Context, the AMF shall identify whether a non-roaming or local breakout PDU session is applicable for SM Policy Association events, i.e, whether the slice and DNN combination of the PDU session is listed in the smPolicyNotifyPduList IE or not. If the PDU session is applicable for notification of SM Policy Association events, the AMF shall provide the callback information for the PCF of the UE contained in the pcfUeCallbackInfo IE to the SMF of a new PDU session via Create SM Context service operation, or to the SMF for an ongoing PDU session via Update SM Context service operation, together with the indication for notification of SM Policy Association events. See clause 4.3.2.2.1 and clause 4.3.3.2 of 3GPP TS 23.502 [3].
- NOTE 6: This IE is deprecated. An AMF complying with this version of specification shall use the pcfAmpBindingInfo IE to carry the Binding indication of the AM Policy Association resource and use the pcfUepBindingInfo IE to carry the binding indication of the UE Policy Association resource.

## 6.1.6.2.26 Type: N2SmlInformation

Table 6.1.6.2.26-1: Definition of type N2SmlInformation

Attribute name	Data type	P	Cardinality	Description	Applicability
pduSessionId	PduSessionId	M	1	Indicates the PDU Session Identity	
n2InfoContent	N2InfoContent	C	0..1	This IE shall be present if a SMF related IE should be transferred. When present, the IE contains one of NGAP SMF related IEs specified in clause 9.3.4 of 3GPP TS 38.413 [12].	
sNssai	Snssai	C	0..1	This IE shall be present if network slice information to be transferred for session management. When present, the IE indicates the network slice the PDU session belongs to. (NOTE)	
homePlmnSnssai	Snssai	C	0..1	This IE shall be present during EPS to 5GS handover procedure for Home Routed PDU session. When present, it shall carry the S-NSSAI for home PLMN.	ENS
iwkSnssai	Snssai	C	0..1	This IE shall be present during EPS to 5GS handover procedure with AMF relocation for Home Routed PDU session, if S-NSSAI for interworking is configured and used in the initial AMF, as specified in clause 4.11.1.2.2 of 3GPP TS 23.502 [3].  When present, this IE shall carry the S-NSSAI for interworking configured and used in the initial AMF for the PDU session.	ENS
subjectToHo	boolean	C	0..1	This IE shall be present if n2InfoContent carries a " Handover Required Transfer" IE. When present, it Indicates whether the PDU session shall be subject to handover to the target node.	
NOTE: During EPS to 5GS handover procedure for Home Routed PDU session with AMF relocation, the source AMF shall set this IE to the S-NSSAI in the serving PLMN mapped from the S-NSSAI in home PLMN indicated by the homePlmnSnssai IE in the N2SmlInformation data structure sent to target AMF.					

## 6.1.6.2.27 Type: N2InfoContent

Table 6.1.6.2.27-1: Definition of type N2InfoContent

Attribute name	Data type	P	Cardinality	Description
ngapMessageType	UInteger	C	0..1	This IE shall be present if PWS related N2 information is to be transferred, or during the AMF planned removal procedure with UDSF deployed procedure to transfer a RAN N2 message. When present, it shall indicate the NGAP Message type of the ngapData as specified in clause 6.1.6.4.3.3. Its value equals the value of the Procedure Code defined in ASN.1 in clause 9.4.7 in 3GPP TS 38.413 [12].
ngapleType	NgapleType	C	0..1	This IE shall be present if SM, RAN, V2X or NRPPa related N2 information is to be transferred. When present, it shall indicate the NGAP IE type of the ngapData as specified in clause 6.1.6.4.3.2.
ngapData	RefToBinaryData	M	1	This IE reference the N2 Information binary data corresponding to the N2 information class. See clause 6.1.6.4.3.

## 6.1.6.2.28 Type: NrppaInformation

**Table 6.1.6.2.28-1: Definition of type NrppaInformation**

Attribute name	Data type	P	Cardinality	Description
nflid	NflInstanceid	M	1	This IE shall carry the identifier of the Network Function (e.g. LMF) instance that is sending or receiving the NRPPa data.
nrppaPdu	N2InfoContent	M	1	This IE represents the encoded NGAP NRPPa-PDU IE, which is transparent to AMF.
serviceInstanceid	string	O	0..1	When present, this IE shall carry the Service Instance Identifier of the Service Instance (e.g. LMF) that is sending or receiving the NRPPa data.

## 6.1.6.2.29 Type: PwsInformation

Table 6.1.6.2.29-1: Definition of type PwsInformation

Attribute name	Data type	P	Cardinality	Description
messageIdentifier	Uint16	M	1	Identifies the warning message. Sender shall set this field to 0, if the pwsContainer IE carries PWS Failure Indication or PWS Restart Indication. The receiver shall ignore this IE if the pwsContainer IE carries PWS Failure Indication or PWS Restart Indication.
serialNumber	Uint16	M	1	identifies a particular message from the source and type indicated by the Message Identifier. Sender shall set this field to 0, if the pwsContainer IE carries PWS Failure Indication or PWS Restart Indication. The receiver shall ignore this IE if the pwsContainer IE carries PWS Failure Indication or PWS Restart Indication.
pwsContainer	N2InfoContent	M	1	This IE represents the PWS N2 information data part to be relayed between CBCF and AN.
bcEmptyAreaList	array(GlobalRanNodeId)	C	1..N	<p>This IE shall be present if the NF consumer has previously requested the AMF to send the N2 response information for:</p> <ul style="list-style-type: none"> <li>- WRITE-REPLACE-WARNING-REQUEST and the AMF has received WRITE-REPLACE-WARNING-RESPONSE from RAN node(s) not including the <i>Broadcast Completed Area List</i> IE, or</li> <li>- PWS-CANCEL-REQUEST and the AMF has received PWS-CANCEL-RESPONSE from RAN node(s) not including the <i>Broadcast Cancelled Area List</i> IE.</li> </ul> <p>When present, this IE shall list the RAN node(s) that has sent a</p> <ul style="list-style-type: none"> <li>- WRITE-REPLACE-WARNING-RESPONSE not including the <i>Broadcast Completed Area List</i> IE, or</li> <li>- PWS-CANCEL-RESPONSE not including the <i>Broadcast Cancelled Area List</i> IE.</li> </ul>
sendRanResponse	boolean	O	0..1	<p>This IE shall be present to request the AMF to send the N2 response information it has received from the RAN nodes to the NF Service Consumer.</p> <p>When present, this IE shall be set as follows:</p> <ul style="list-style-type: none"> <li>- true: send RAN response</li> <li>- false (default): do not send RAN response.</li> </ul> <p>The N2 information received from the RAN corresponds to the <i>Broadcast-Completed-Area-List</i> IE or the <i>Broadcast-Cancelled-Area-List</i> IE defined in 3GPP TS 38.413 [12]. See clause 6.1.6.4.3.3.</p>
omcId	OmcIdentifier	O	0..1	IE shall be present if the AMF is required to write the n2Information it has received from the RAN nodes into trace records on the OMC. When present, it indicates the identifier of OMC.
nfId	NfInstanceId	O	0..1	When present, this IE shall carry the instance identity of the NF Service Consumer (e.g. CBCF or PWS-IWF).

## 6.1.6.2.30 Type: N1N2MsgTxfrFailureNotification

**Table 6.1.6.2.30-1: Definition of type N1N2MsgTxfrFailureNotification**

Attribute name	Data type	P	Cardinality	Description
cause	N1N2MessageTransferCause	M	1	This IE shall provide the result of the N1/N2 message transfer at the AMF.
n1n2MsgDataUri	Uri	M	1	<p>This IE shall contain the N1N2MessageTransfer request resource URI returned in the Location header when the N1/N2 message transfer was initiated (see clause 6.1.3.5.3.1).</p> <p>This IE shall be used by the NF Service Consumer to correlate the notification with the UE or session for which the earlier N1/N2 message transfer was initiated.</p> <p>If no Location header was returned when the N1/N2 message transfer was initiated, e.g. when a 200 OK response was sent for a UE in RRC inactive state, this IE shall be set to a dummy URI, i.e. an URI with no authority and an empty path (e.g. "http:").</p>

## 6.1.6.2.31 Type: N1N2MessageTransferError

**Table 6.1.6.2.31-1: Definition of type N1N2MessageTransferError**

Attribute name	Data type	P	Cardinality	Description
error	ProblemDetails	M	1	This IE shall provide the result of the N1/N2 message transfer processing at the AMF.
errInfo	N1N2MsgTxfrErrDetail	O	0..1	This IE may be included to provide additional information related to the error.

## 6.1.6.2.32 Type: N1N2MsgTxfrErrDetail

Table 6.1.6.2.32-1: Definition of type N1N2MsgTxfrErrDetail

Attribute name	Data type	P	Cardinality	Description
retryAfter	UInteger	O	0..1	<p>This IE may be included if the AMF requests the NF Service Consumer to stop sending the N1/N2 message before timeout, and to retry the N1/N2 message transfer request that was rejected after a timeout. The value shall be in seconds.</p> <p>When included, the value shall be set to an estimate of the AMF on how long it will take before the AMF considers paging procedure as completed.</p>
highestPrioArp	Arp	O	0..1	<p>This IE may be included if the "cause" attribute in the ProblemDetails is set to "HIGHER_PRIORITY_REQUEST_ONGOING". When included this IE shall contain the ARP value of the highest priority QoS flow for which currently paging is ongoing.</p> <p>The NF Service Consumer shall not initiate an Namf_Communication_N1N2MessageTransfer operation for the same UE with an ARP value having a lower priority than this or the same priority as this, until the retryAfter timer expires.</p>
maxWaitingTime	DurationSec	C	0..1	<p>This IE shall be present when:</p> <ul style="list-style-type: none"> <li>- extBufSupport attribute with value "true" received in the request; and</li> <li>- the UE is not reachable due to the UE in MICO mode or the UE using extended idle mode DRX.</li> </ul> <p>When present, this IE shall indicate the estimated maximum waiting time in seconds before the UE will be reachable.</p> <p>If the UE is in MICO mode, the AMF determines the Estimated Maximum Wait time based on the next expected periodic registration by the UE or by implementation. If the UE is using extended idle mode DRX, the AMF determines the Estimated Maximum Wait time based on the start of the next Paging Time Window.</p>

## 6.1.6.2.33 Type: N2InformationTransferRspData

Table 6.1.6.2.33-1: Definition of type N2InformationTransferRspData

Attribute name	Data type	P	Cardinality	Description
result	N2InformationTransferResult	M	1	This IE shall provide the result of the N2 information transfer processing at the AMF.
supportedFeatures	SupportedFeatures	C	0..1	This IE shall be present if at least one optional feature defined in clause 6.1.8 is supported.
pwsRspData	PWSResponseData	C	0..1	This IE shall be present if the n2InformationClass is "PWS" in N2InformationTransferReqData.

6.1.6.2.34 Type: MmContext

**Table 6.1.6.2.34-1: Definition of type MmContext**

Attribute name	Data type	P	Cardinality	Description
accessType	AccessType	M	1	This IE shall contain the access type of the MM context.
nasSecurityMode	NasSecurityMode	C	0..1	This IE shall be present if available in 3GPP access MM context. When present, this IE shall contain the used NAS security mode of the UE.
epsNasSecurityMode	EpsNasSecurity Mode	C	0..1	This IE shall be present in 3GPP access MM context if selected EPS NAS security algorithms have been previously provided to the UE, as specified in clause 6.7.2 of 3GPP TS 33.501 [27].  When present, this IE shall contain the selected EPS NAS security algorithms provided to the UE.
nasDownlinkCount	NasCount	C	0..1	This IE shall be present if available in 3GPP access MM context. When present, this IE shall contain the NAS downlink count of the UE.
nasUplinkCount	NasCount	C	0..1	This IE shall be present if available in 3GPP access MM context. When present, this IE shall contain the NAS uplink count of the UE.
ueSecurityCapability	UeSecurityCapability	C	0..1	This IE shall be present if available in 3GPP access MM context. When present, this IE shall contain the UE security capability
s1UeNetworkCapability	S1UeNetworkCapability	C	0..1	This IE shall be present if available in 3GPP access MM context. When present, this IE shall contain the S1 UE network capabilities.
allowedNssai	array(Snssai)	C	1..N	This IE shall be present if the source AMF and the target AMF are in the same PLMN and if available. When present, this IE shall contain the allowed NSSAI for the access type.
nssaiMappingList	array(NssaiMapping)	C	1..N	This IE shall be present if the source AMF and the target AMF are in the same PLMN and if available. When present, this IE shall contain the mapping of the allowed NSSAI for the UE.
allowedHomeNssai	array(Snssai)	C	1..N	This IE shall be present if the source AMF and the target AMF are in different PLMNs and if available. When present, this IE shall contain the home S-NSSAIs corresponding to the allowed NSSAI for the access type.
nsInstanceList	array(Nsild)	C	1..N	This IE shall be present if available. When present, it shall indicate the Network Slice Instances selected for the UE.
expectedUEbehavior	ExpectedUeBehavior	C	0..1	This IE shall be present if available. When present it shall indicate the expected UE moving trajectory and its validity period. See 3GPP TS 23.502 [3] clause 4.15.6.3.
ueDifferentiationInfo	UeDifferentiationInfo	C	0..1	This IE shall be present if available. When present it shall indicate UE Differentiation Information and its validity period.
plmnAssiUeRadioCapId	PlmnAssiUeRadioCapId	C	0..1	This IE shall be present if the source AMF supports RACS feature and if available. When present it shall be the PLMN-assigned UE Radio Capability ID. (NOTE 1)
manAssiUeRadioCapId	ManAssiUeRadioCapId	C	0..1	This IE shall be present if the source AMF supports RACS feature and if available. When present it shall be the Manufacturer-assigned UE Radio Capability ID.
ucmfDicEntryId	string	C	0..1	This IE shall be present if the source AMF supports RACS feature and if available. When present it shall be the UCMF allocated dicEntryId received from the UCMF.
n3IwfId	GlobalRanNodeId	C	0..1	This IE shall be present during Registration procedure with AMF changes as specified in clause 4.2.2.2 of 3GPP TS 23.502 [3], if the old AMF holds UE context established via N3IWF and if the PDU sessions associated with the non-3GPP access are transferred to the new AMF (see clause 5.2.2.2.1.1). When present, this IE shall contain the Global RAN Node ID of N3IWF.



wagfld	GlobalRanNodeId	C	0..1	This IE shall be present during Registration procedure with AMF changes as specified in clause 4.2.2.2 of 3GPP TS 23.502 [3], if the old AMF holds UE context established via W-AGF and if the PDU sessions associated with the non-3GPP access are transferred to the new AMF (see clause 5.2.2.2.1.1). When present, this IE shall contain the Global RAN Node ID of W-AGF.
tngfld	GlobalRanNodeId	C	0..1	This IE shall be present during Registration procedure with AMF changes as specified in clause 4.2.2.2 of 3GPP TS 23.502 [3], if the old AMF holds UE context established via TNGF and if the PDU sessions associated with the non-3GPP access are transferred to the new AMF (see clause 5.2.2.2.1.1). When present, this IE shall contain the Global RAN Node ID of TNGF.
anN2Apld	integer	C	0..1	This IE shall be present during Registration procedure with AMF changes, as specified in clause 4.2.2.2 of 3GPP TS 23.502 [3], if the old AMF holds UE context established via N3IWF/W-AGF/TNGF and the UE is in CM-CONNECTED state via N3IWF/W-AGF/TNGF and if the PDU sessions associated with the non-3GPP access are transferred to the new AMF (see clause 5.2.2.2.1.1). When present, this IE shall contain the RAN UE NGAP ID over N2 interface.
nssaaStatusList	array(NssaaStatus)	C	1..N	This IE shall be present if available. When present, it shall contain the subscribed S-NSSAIs subject to NSSAA procedure and for which a status information is available. See 3GPP TS 23.501 [2] clause 5.15.5.2.1 and 3GPP TS 23.502 [3] clause 5.2.2.2.2.
pendingNssaiMappingList	array(NssaiMapping)	C	1..N	This IE shall be present if available. When present, this IE shall contain the mapping of the pending NSSAI for the UE.
uuaaMmStatus	UuaaMmStatus	C	0..1	This IE shall be present if available in 3GPP access MM context. When present, this IE shall indicate the status of UUA-MM if the AMF is configured to perform the UAV authentication/authorization at 5GS registration as described in clause 5.2.2 of 3GPP TS 23.256 [56].
NOTE 1: If the AMF supports RACS and the AMF detects that the selected PLMN during a service request procedure is different from the currently registered PLMN for the UE, the AMF stores the UE Radio Capability ID of the newly selected PLMN in the UE context as described in clause 5.2.3.2 of 3GPP TS 23.502 [3], and provides this UE Radio Capability ID to the target AMF during any subsequent inter-AMF mobility.				

## 6.1.6.2.35 Type: SeafData

Table 6.1.6.2.35-1: Definition of type SeafData

Attribute name	Data type	P	Cardinality	Description
ngKsi	NgKsi	M	1	Indicates the KSI used for the derivation of the keyAmf sent.
keyAmf	KeyAmf	M	1	Indicates the $K_{amf}$ or $K'_{amf}$
nh	string	C	0..1	This IE shall be present during N2 handover procedure as specified in clause 6.9.2.3.3 of 3GPP TS 33.501 [27]. When present, this IE indicates the Next Hop value used for the key derivation. The value is encoded as a string of hexadecimal characters. Pattern: '[A-Fa-f0-9]+'
ncc	integer	C	0..1	This IE shall be present during N2 handover procedure as specified in clause 6.9.2.3.3 of 3GPP TS 33.501 [27]. When present, this IE indicates the NH Chaining Counter. The value is within the range 0 to 7.
keyAmfChangeInd	boolean	C	0..1	This IE shall be included, with a value "true", if the source AMF requires the target AMF to perform AS key re-keying, during N2 handover procedure as specified in clause 6.9.2.3.3 of 3GPP TS 33.501 [27].
keyAmfHDerivationInd	boolean	C	0..1	This IE shall be included, with a value "true", if the source AMF has performed horizontal $K_{AMF}$ derivation, which means a new $K_{AMF}$ has been calculated.

## 6.1.6.2.36 Type: NasSecurityMode

Table 6.1.6.2.36-1: Definition of type NasSecurityMode

Attribute name	Data type	P	Cardinality	Description
integrityAlgorithm	IntegrityAlgorithm	M	1	Indicates the integrity protection algorithm
cipheringAlgorithm	CipheringAlgorithm	M	1	Indicates the ciphering algorithm

6.1.6.2.37 Type: PduSessionContext

**Table 6.1.6.2.37-1: Definition of type PduSessionContext**

Attribute name	Data type	P	Cardinality	Description	Applicability
pduSessionId	PduSessionId	M	1	Indicates the identifier of the PDU Session.	
smContextRef	Uri	M	1	Indicates the resource URI of the SM context, including the apiRoot (see clause 6.1.3.3.2 of 3GPP TS 29.502 [16]).  When present, it shall carry the URI of SM Context of: - I-SMF, for a PDU session with I-SMF; or - V-SMF, for HR PDU session; or - SMF, for non-roaming PDU session without I-SMF, or LBO roaming PDU session;	
sNssai	Snssai	M	1	Indicates the associated S-NSSAI for the PDU Session. It shall be the S-NSSAI in HPLMN in non-roaming, LBO roaming or HR roaming.	
additionalSnssai	Snssai	C	0..1	This IE shall be present in intra-VPLMN mobility of LBO roaming and HR roaming. When present, this IE shall indicate the associated S-NSSAI in VPLMN for the PDU Session.	
dnn	Dnn	M	1	This IE shall indicate the Data Network Name. The DNN shall be the full DNN (i.e. with both the Network Identifier and Operator Identifier) for a HR PDU session, and it should be the full DNN in LBO and non-roaming scenarios. If the Operator Identifier is absent, the serving core network operator shall be assumed.	
selectedDnn	Dnn	C	0..1	This IE shall be present, if another DNN other than the UE requested DNN is selected for this PDU session. When present, it shall contain the selected DNN. The DNN shall be the full DNN (i.e. with both the Network Identifier and Operator Identifier) for a HR PDU session, and it should be the full DNN in LBO and non-roaming scenarios. If the Operator Identifier is absent, the serving core network operator shall be assumed.	
accessType	AccessType	M	1	Indicates the access type of the PDU session.	
additionalAccessType	AccessType	C	0..1	Indicates the additional access type for a MA PDU session, if the UE registers to both 3GPP access and Non-3GPP access.	
allocatedEbiList	array(EbiArpMapping)	C	1..N	This IE shall be present when at least one EBI is allocated to the PDU session.  When present, this IE shall contain the EBIs currently allocated to the PDU session.	

hsmfld	NfInstanceId	C	0..1	This IE shall be present for non-roaming and home-routed PDU sessions.  When present, it shall indicate the associated:  - home SMF for HR PDU Session, or - SMF, for non-roaming PDU session, regardless of whether an I-SMF is involved or not.	
hsmfSetId	NfSetId	C	0..1	This IE shall be present, if available.  When present, this IE shall contain the NF Set ID of the home SMF or the SMF indicated by hsmfld.	
hsmfServiceSetId	NfServiceSetId	C	0..1	This IE shall be present, if available.  When present, this IE shall contain the NF Service Set ID of the selected PDU Session service instance of home SMF or the SMF indicated by hsmfld.	
smfBinding	SbiBindingLevel	C	0..1	This IE shall be present if available, for a non-roaming PDU session. When present, this IE shall contain the SBI binding level of the SMF's SM context resource.	
vsmfld	NfInstanceId	C	0..1	This IE shall be present for roaming PDU sessions. When present, it shall indicate the associated visited SMF for home-routed the PDU Session, or the SMF for the local-breakout PDU session (regardless of whether an I-SMF is involved or not).	
vsmfSetId	NfSetId	C	0..1	This IE shall be present, if available. When present, this IE shall contain the NF Set ID of the V-SMF.	
vsmfServiceSetId	NfServiceSetId	C	0..1	This IE shall be present, if available. When present, this IE shall contain the NF Service Set ID of the V-SMF's PDU Session service instance.	
vsmfBinding	SbiBindingLevel	C	0..1	This IE shall be present, if available. When present, this IE shall contain the SBI binding level of the V-SMF's SM context resource.	
ismfld	NfInstanceId	C	0..1	This IE shall be present if I-SMF is involved in the PDU session. When present, it shall indicate the associated I-SMF for the PDU Session.	DTSSA
ismfSetId	NfSetId	C	0..1	This IE shall be present, if available. When present, this IE shall contain the NF Set ID of the I-SMF.	DTSSA
ismfServiceSetId	NfServiceSetId	C	0..1	This IE shall be present, if available. When present, this IE shall contain the NF Service Set ID of the I-SMF's PDU Session service instance.	DTSSA
ismfBinding	SbiBindingLevel	C	0..1	This IE shall be present if available. When present, this IE shall contain the SBI binding level of the I-SMF's SM Context resource.	DTSSA
nsInstance	NsId	C	0..1	This IE shall be present if available. When present, this IE shall Indicate Network Slice Instance for the PDU Session	

smfServiceInstanceI d	string	O	0..1	<p>When present, this IE shall contain the serviceInstanceI d of the SMF PDU Session service instance serving the SM Context, i.e. of:</p> <ul style="list-style-type: none"> <li>- the I-SMF, for a PDU session with I-SMF;</li> <li>- the V-SMF, for a HR PDU session; or</li> <li>- the SMF, for a non-roaming or an LBO roaming PDU session without I-SMF.</li> </ul> <p>This IE may be used by the AMF to identify PDU session contexts affected by a failure or restart of the SMF service instance (see clause 6.2 of 3GPP TS 23.527 [33]).</p>	
maPduSession	boolean	C	0..1	<p>This IE shall be present if available. When present, this IE shall indicate whether it is an MA PDU session.</p> <p>true: indicates the PDU session is MA PDU session; false (default): the PDU session is not MA PDU session.</p>	
cnAssistedRanPara	CnAssistedRanP ara	C	0..1	<p>This IE shall be present if available.</p> <p>When present, this IE shall contain the PDU Session specific parameters received from the SMF and used by the AMF to derive the Core Network assisted RAN parameters tuning.</p>	
nrfManagementUri	Uri	C	0..1	<p>If included, this IE shall contain the API URI of the NfManagement Service (see clause 6.1.1 of 3GPP TS 29.510 [29]) of the NRF or hNRF.</p> <p>It shall be present if it is returned from the NSSF or hNSSF (see clause 6.1.6.2.7 of 3GPP TS 29.531 [18]).</p>	
nrfDiscoveryUri	Uri	C	0..1	<p>If included, this IE shall contain the API URI of the NfDiscovery Service (see clause 6.2.1 of 3GPP TS 29.510 [29]) of the NRF or hNRF.</p> <p>It shall be present if it is returned from the NSSF or hNSSF (see clause 6.1.6.2.7 of 3GPP TS 29.531 [18]).</p>	
nrfAccessTokenUri	Uri	C	0..1	<p>If included, this IE shall contain the API URI of the Access Token Service (see clause 6.3.2 of 3GPP TS 29.510 [29]) of the NRF or hNRF.</p> <p>It shall be present if it is returned from the NSSF or hNSSF (see clause 6.1.6.2.7 of 3GPP TS 29.531 [18]).</p>	
smfBindingInfo	string	C	0..1	<p>This IE shall be present if available, for a non-roaming PDU session. When present, this IE shall contain the Binding indications of the SMF's SM context resource and shall be set to the value of the 3gpp-Sbi-Binding header defined in clause 5.2.3.2.6 of 3GPP TS 29.500 [4], without the header name.</p>	

vsmfBindingInfo	string	C	0..1	This IE shall be present, if available. When present, this IE shall contain the Binding indications of the V-SMF's SM context resource and shall be set to the value of the 3gpp-Sbi-Binding header defined in clause 5.2.3.2.6 of 3GPP TS 29.500 [4], without the header name.	
ismfBindingInfo	string	C	0..1	This IE shall be present if available. When present, this IE shall contain the Binding indications of the I-SMF's SM Context resource and shall be set to the value of the 3gpp-Sbi-Binding header defined in clause 5.2.3.2.6 of 3GPP TS 29.500 [4], without the header name.	DTSSA
interPlmnApiRoot	Uri	C	0..1	This IE shall be present if this information is available. When present, it shall contain the apiRoot of the SM context to be used in inter-PLMN signalling request targeting the SM context. (NOTE)	
NOTE: During an inter-PLMN mobility, the target AMF shall replace the apiRoot of the smContextRef with the interPlmnApiRoot if available and send the resulting smContextRef in the Create SM Context request towards the target V-SMF, I-SMF or anchor SMF. See 3GPP TS 29.502 [16].					

## 6.1.6.2.38 Type: NssaiMapping

Table 6.1.6.2.38-1: Definition of type NssaiMapping

Attribute name	Data type	P	Cardinality	Description
mappedSnssai	Snssai	M	1	Indicates the mapped S-NSSAI in the serving PLMN
hSnssai	Snssai	M	1	Indicates the S-NSSAI in home PLMN

## 6.1.6.2.39 Type: UeRegStatusUpdateReqData

Table 6.1.6.2.39-1: Definition of type UeRegStatusUpdateReqData

Attribute name	Data type	P	Cardinality	Description	Applicability
transferStatus	UeContextTransferStatus	M	1	This IE shall indicate if the previous UE context transfer was completed.	
toReleaseSessionList	array(PduSessionId)	C	1..N	This IE shall be present during UE Context Transfer procedure, if there are any PDU session(s) associated with Network Slice(s) which become no longer available.  When present, this IE shall include all the PDU session(s) associated with no longer available S-NSSAI(s).	
pcfReselectedInd	boolean	C	0..1	This IE shall be present and set to true if the target AMF has decided to select a new PCF for AM Policy and/or UE Policy other than the one which was included in the UeContext by the old AMF.	
smfChangeInfoList	array(SmfChangeInfo)	C	1..N	This IE shall be present during an inter-AMF registration procedure, if there is an I-SMF or V-SMF change or removal for the related PDU session(s).  When present, this IE shall indicate the I-SMF/V-SMF situation after the registration completion at the target AMF.	DTSSA
analyticsNotUsedList	array(Uri)	C	1..N	This IE shall be present to include the list of resource URIs of the analytics subscription(s) that are not taken over in the target AMF.	
toReleaseSessionInfo	array(ReleaseSessionInfo)	C	1..N	This IE shall be present during UE Context Transfer procedure, if there are any PDU session(s) that cannot be supported in the target AMF for a reason other than no longer available S-NSSAI(s) as specified in step 1 of clause 5.2.2.2.2.1.  When present, this IE shall include list of the PDU session(s) and the release cause.	

## 6.1.6.2.40 Type: AssignEbiError

Table 6.1.6.2.40-1: Definition of type AssignEbiError

Attribute name	Data type	P	Cardinality	Description
error	ProblemDetails	M	1	Represents the application error information. The application level error cause shall be encoded in the "cause" attribute.
failureDetails	AssignEbiFailed	M	1	Describes the details of the failure including the list of ARPs for which the EBI assignment failed.



## 6.1.6.2.41 Type: UeContextCreateData

Table 6.1.6.2.41-1: Definition of type UeContextCreateData

Attribute name	Data type	P	Cardinality	Description	Applicability
ueContext	UeContext	M	1	Represents an individual ueContext resource to be created	
targetId	NgRanTargetId	M	1	Represents the identification of target RAN	
sourceToTargetData	N2InfoContent	M	1	This IE shall be included to contain the "Source to Target Transparent Container".	
pduSessionList	array(N2SmlInformation)	M	1..N	This IE shall be included to contain the list of N2SmlInformation, where each N2SmlInformation includes the "Handover Required Transfer" received from the source RAN per PDU session ID.	
n2NotifyUri	Uri	M	1	This IE shall contain a callback URI to receive the N2 Information Notification.	
ueRadioCapability	N2InfoContent	C	0..1	This IE shall be included to contain the "UE Radio Capability Information" if available.	
ueRadioCapabilityForPaging	N2InfoContent	C	0..1	This IE shall be included to contain the "UE Radio Capability for Paging" if available.	
ngapCause	NgApCause	C	0..1	This IE shall be present, if available. When present, it shall represent the NGAP Cause received from RAN.	
supportedFeatures	SupportedFeatures	C	0..1	This IE shall be present if at least one optional feature defined in clause 6.1.8 is supported.	
servingNetwork	PlmnIdNid	C	0..1	A Source AMF complying with this release of the specification shall include this IE to indicate the current Serving Network. When present, this IE shall contain the serving core network operator PLMN ID and, for an SNPN, the NID that together with the PLMN ID identifies the SNPN.	

## 6.1.6.2.42 Type: UeContextCreatedData

Table 6.1.6.2.42-1: Definition of type UeContextCreatedData

Attribute name	Data type	P	Cardinality	Description
ueContext	UeContext	M	1	Represents the newly created individual ueContext resource
targetToSourceData	N2InfoContent	M	1	This IE shall contain the "Target to Source Transparent Container".
pduSessionList	array(N2Smlnformation)	M	1..N	This IE shall be included to contain the list of N2Smlnformation, where each N2Smlnformation includes the "Handover Command Transfer" received from the SMF, per PDU session ID.
pcfReselectedInd	boolean	C	0..1	This IE shall be present and set to true if the target AMF has decided to select a new PCF for AM Policy other than the one which was included in the UeContext by the old AMF.
failedSessionList	array(N2Smlnformation)	C	1..N	This IE shall be included to contain a list of N2Smlnformation, where each N2Smlnformation includes the "Handover Preparation Unsuccessful Transfer" N2 SM content either received from the SMF for a PDU session failed to be handed over or generated by the target AMF for a PDU session not accepted by the target AMF (e.g. due to no response from the SMF within a maximum wait timer or due to non-available S-NSSAI in the target AMF). See NOTE.
supportedFeatures	SupportedFeatures	C	0..1	This IE shall be present if at least one optional feature defined in clause 6.1.8 is supported.
analyticsNotUsedList	array(Uri)	C	1..N	This IE shall be present to include the list of resource URIs of the analytics subscription(s) that are not taken over in the target AMF.
NOTE:	As an exception, the AMF generates N2 SM Information (Handover Preparation Unsuccessful Transfer IE) for a PDU session not accepted by the AMF, since this N2 SM IE needs to be included in the Handover Command sent by the source AMF to the source NG-RAN; this N2 SM IE carries a Cause value.			

## 6.1.6.2.43 Type: UeContextCreateError

Table 6.1.6.2.43-1: Definition of type UeContextCreateError

Attribute name	Data type	P	Cardinality	Description	Applicability
error	ProblemDetails	M	1	Represents the detailed application error information. The application level error cause shall be encoded in the "cause" attribute.	
ngapCause	NgApCause	C	0..1	This IE shall be present, if available. When present, it shall represent the NGAP Cause received from RAN.	
targetToSourceFailureData	N2InfoContent	C	0..1	This IE shall be present if a "Target to Source Failure Transparent Container" has been received from the target NG-RAN. When present, this IE shall contain this container.	NPN

## 6.1.6.2.44 Type: NgRanTargetId

Table 6.1.6.2.44-1: Definition of type NgRanTargetId

Attribute name	Data type	P	Cardinality	Description
ranNodeid	GlobalRanNodeid	M	1	Indicates the identity of the RAN node. The IE shall contain either the gNB ID or the NG-eNB ID.
tai	Tai	M	1	Indicates the selected TAI.

## 6.1.6.2.45 Type: N2InformationTransferError

**Table 6.1.6.2.45-1: Definition of type N2InformationTransferError**

Attribute name	Data type	P	Cardinality	Description
error	ProblemDetails	M	1	More information on the error shall be provided in the "cause" attribute of the "ProblemDetails" structure.
pwsErrorInfo	PWSErrorData	C	0..1	This IE shall be present if the n2InformationClass is "PWS" in N2InformationTransferReqData.

## 6.1.6.2.46 Type: PWSResponseData

**Table 6.1.6.2.46-1: Definition of type PWSResponseData**

Attribute name	Data type	P	Cardinality	Description
ngapMessageType	UInteger	M	1	This IE shall identify the message type of the message being sent. Its value is the numeric code of the Procedure Code defined in ASN.1 in clause 9.4.7 in 3GPP TS 38.413 [12].
serialNumber	Uint16	M	1	This IE shall contain the Serial Number of the associated PWS response message.
messageIdentifier	integer	M	1	This IE shall contain the Message Identifier of the associated PWS response message.
unknownTAList	array(Tai)	O	1..N	This IE shall contain the Unknown Tracking Area List which may be present in the associated PWS response message.

## 6.1.6.2.47 Type: PWSErrorData

**Table 6.1.6.2.47-1: Definition of type PWSErrorData**

Attribute name	Data type	P	Cardinality	Description
namfCause	integer	M	1	Represents the cause value for the error that the AMF detected. Cause values: 0 - Message accepted 1 - Parameter not recognised 2 - Parameter value invalid 3 - Valid message not identified 4 - Tracking area not valid 5 - Unrecognised message 6 - Missing mandatory element 7 - AMF capacity exceeded 8 - AMF memory exceeded 9 - Warning broadcast not supported 10 - Warning broadcast not operational 11 - Message reference already used 12 - Unspecified error 13 - Transfer syntax error 14 - Semantic error 15 - Message not compatible with receiver state

## 6.1.6.2.48 Void

## 6.1.6.2.49 Type: NgKsi

Table 6.1.6.2.49-1: Definition of type NgKsi

Attribute name	Data type	P	Cardinality	Description
tsc	ScType	M	1	Indicates whether the security context type is native or mapped.
ksi	integer	M	1	Indicates the key set identifier value. The value is within the range 0 to 6.

## 6.1.6.2.50 Type: KeyAmf

Table 6.1.6.2.50-1: Definition of type KeyAmf

Attribute name	Data type	P	Cardinality	Description
keyType	KeyAmfType	M	1	Indicates whether the keyAmf represents $K_{amf}$ or $K'_{amf}$ .
keyVal	string	M	1	Indicates the key value. The key value is encoded as a string of hexadecimal characters. Pattern: '^[\A-Fa-f0-9]\$\$'

## 6.1.6.2.51 Type: ExpectedUeBehavior

Table 6.1.6.2.51-1: Definition of type ExpectedUeBehavior

Attribute name	Data type	P	Cardinality	Description
expMoveTrajectory	array(UserLocation)	M	1..N	This IE shall contain a list of user location areas where the UE is expected to move.
validityTime	DateTime	M	1	This IE shall contain the time upto which the UE moving trajectory is valid.

## 6.1.6.2.52 Type: UeRegStatusUpdateRspData

Table 6.1.6.2.52-1: Definition of type UeRegStatusUpdateRspData

Attribute name	Data type	P	Cardinality	Description
regStatusTransferComplete	boolean	M	1	This IE shall indicate if the status update of UE context transfer is completed successfully at the source AMF or not. The value shall be set to true if the context transfer is completed successfully and false if the context transfer did not complete successfully. Default is true.

## 6.1.6.2.53 Type: N2RanInformation

Table 6.1.6.2.53-1: Definition of type N2RanInformation

Attribute name	Data type	P	Cardinality	Description
n2InfoContent	N2InfoContent	M	1	This IE shall contain the N2 RAN information to transfer.

## 6.1.6.2.54 Type: N2InfoNotificationRspData

**Table 6.1.6.2.54-1: Definition of type N2InfoNotificationRspData**

Attribute name	Data type	P	Cardinality	Description
secRatDataUsageList	array(N2SmlInformation)	C	1..N	<p>This IE shall be present in the N2InfoNotify response sent by the source AMF to the target AMF during an Inter NG-RAN node N2 based handover procedure (see clause 5.2.2.3.6.2), if Secondary Rat Usage Data are available at the source AMF for one or more PDU sessions.</p> <p>When present, this IE shall contain a list of N2SmlInformation, where each N2SmlInformation includes the "Secondary RAT Data Usage Report Transfer" information received from the source RAN for a given PDU session.</p> <p>The sNssai IE and subjectToHo IE shall not be included in N2SmlInformation.</p>

## 6.1.6.2.55 Type: SmallDataRateStatusInfo

**Table 6.1.6.2.55-1: Definition of type SmallDataRateStatusInfo**

Attribute name	Data type	P	Cardinality	Description
singleNssai	Snssai	M	1	S-NSSAI
dnn	Dnn	M	1	This IE shall indicate the Data Network Name. The DNN shall be the full DNN (i.e. with both the Network Identifier and Operator Identifier) for a HR PDU session, and it should be the full DNN in LBO and non-roaming scenarios. If the Operator Identifier is absent, the serving core network operator shall be assumed.
smallDataRateStatus	SmallDataRateStatus	M	1	Small data rate status related to the S-NSSAI and Dnn.

## 6.1.6.2.56 Type: SmfChangeInfo

**Table 6.1.6.2.56-1: Definition of type SmfChangeInfo**

Attribute name	Data type	P	Cardinality	Description
pduSessionIdList	array(PduSessionId)	M	1..N	PDU Session ID(s) for which the smfChangeInd applies.
smfChangeInd	SmfChangeIndication	M	1	Indicates the I-SMF or V-SMF change or removal.

## 6.1.6.2.57 Type: V2xContext

**Table 6.1.6.2.57-1: Definition of type V2xContext**

Attribute name	Data type	P	Cardinality	Description
nrV2xServicesAuth	NrV2xAuth	C	0..1	This IE shall be present if the UE is authorized to use the NR sidelink for V2X services.
lteV2xServicesAuth	LteV2xAuth	C	0..1	This IE shall be present if the UE is authorized to use the LTE sidelink for V2X services.
nrUeSidelinkAmbr	BitRate	C	0..1	This IE shall be present if the UE is authorized for NR V2X services. When present, this IE contains subscription data on UE-PC5-AMBR for NR V2X services.
lteUeSidelinkAmbr	BitRate	C	0..1	This IE shall be present if the UE is authorized for LTE V2X services. When present, this IE contains subscription data on UE-PC5-AMBR for LTE V2X services.
pc5QoSPara	Pc5QoSPara	C	0..1	This IE shall be present if the UE is authorized for NR V2X services. When present, this IE contains policy data on the PC5 QoS parameters.

6.1.6.2.58 Type: ImmediateMdtConf

**Table 6.1.6.2.58-1: Definition of type ImmediateMdtConf**

Attribute name	Data type	P	Cardinality	Description
jobType	JobType	M	1	This IE shall indicate the Job type for MDT, see 3GPP TS 32.422 [30].
measurementLteList	array(MeasurementLteForMdt)	C	1..N	This IE shall be present if available. When present, this IE shall contain a list of the measurements that shall be collected for LTE.
measurementNrList	array(MeasurementNrForMdt)	C	1..N	This IE shall be present if available, when present, this IE shall contain a list of the measurements that shall be collected for NR.
reportingTriggerList	array(ReportingTrigger)	C	1..N	This IE shall be present if available. When present, this IE shall contain a list of the reporting triggers.
reportInterval	ReportIntervalMdt	C	0..1	This IE shall be present if available. When present, this IE shall indicate the interval between the periodical measurements to be taken when UE is in connected in LTE.
reportIntervalNr	ReportIntervalNrMdt	C	0..1	This IE shall be present if available. When present, this IE shall indicate the interval between the periodical measurements to be taken when UE is in connected in NR.
reportAmount	ReportAmountMdt	C	0..1	This IE shall be present if available. When present, this IE shall indicate the number of measurement reports that shall be taken for periodical reporting while UE is in connected.
eventThresholdRsrp	integer	C	0..1	This IE shall be present if available. When present, this IE shall indicate the Event Threshold for RSRP. Minimum = 0. Maximum = 97.
eventThresholdRsrq	integer	C	0..1	This IE shall be present if available. When present, this IE shall indicate the Event Threshold for RSRQ. Minimum = 0. Maximum = 34.
eventThresholdRsrpNr	integer	C	0..1	This IE shall be present if available. When present, this IE shall indicate the Event Threshold for RSRP in NR. Minimum = 0. Maximum = 127.
eventThresholdRsrqNr	integer	C	0..1	This IE shall be present if available. When present, this IE shall indicate the Event Threshold for RSRQ in NR. Minimum = 0. Maximum = 127.
collectionPeriodRmmLte	CollectionPeriodRmmLteMdt	C	0..1	This IE shall be present if available. When present, it shall contain the collection period that should be used to collect available measurement samples in case of RRM configured measurements.
collectionPeriodRmmNr	CollectionPeriodRmmNrMdt	C	0..1	This IE shall be present if available. When present, it shall contain the collection period that should be used to collect available measurement samples in case of RRM configured measurements when UE is in NR.
measurementPeriodLte	MeasurementPeriodLteMdt	C	0..1	This IE shall be present if available. When present, it shall contain the measurement period that should be used for the Data Volume and Scheduled IP Throughput measurements in LTE.
areaScope	AreaScope	O	0..1	When present, this IE shall contain the area in Cells or Tracking Areas where the MDT data collection shall take place, see 3GPP TS 32.422 [30].
positioningMethod	PositioningMethodMdt	O	0..1	When present, it shall indicate the positioning method that shall be used for the MDT job in LTE.
addPositioningMethodList	array(PositioningMethodMdt)	O	1..N	This IE may be present if positioningMethod IE is present.  When present, it shall indicate a list of the additional positioning methods that shall be used for the MDT job
mdtAllowedPlmnIdList	array(PlmnId)	O	1..16	When present, this IE shall contain the PLMNs related to MDT.



sensorMeasurementList	array(SensorMeasurement)	C	1..N	This IE shall be present if available. When present, this IE shall include a list the sensor measurements to be collected for UE in NR if they are available.
-----------------------	--------------------------	---	------	---

## 6.1.6.2.59 Type: V2xInformation

**Table 6.1.6.2.59-1: Definition of type V2xInformation**

Attribute name	Data type	P	Cardinality	Description
n2Pc5Pol	N2InfoContent	C	0..1	This IE shall be present if N2 PC5 policy should be transferred. When present, the IE contains the NGAP V2X related IEs specified in clause 9.3.1.150 of 3GPP TS 38.413 [12].

## 6.1.6.2.60 Type: EpsNasSecurityMode

**Table 6.1.6.2.60-1: Definition of type EpsNasSecurityMode**

Attribute name	Data type	P	Cardinality	Description
integrityAlgorithm	EpsNasIntegrityAlgorithm	M	1	Indicates the integrity protection algorithm for EPS NAS
cipheringAlgorithm	EpsNasCipheringAlgorithm	M	1	Indicates the ciphering algorithm for EPS NAS.

## 6.1.6.2.61 Type: UeContextRelocateData

**Table 6.1.6.2.61-1: Definition of type UeContextRelocateData**

Attribute name	Data type	P	Cardinality	Description	Applicability
ueContext	UeContext	M	1	Represents an individual ueContext resource to be relocated.	
targetId	NgRanTargetId	M	1	Represents the identification of target RAN	
sourceToTargetData	N2InfoContent	M	1	This IE shall be included to contain the "Source to Target Transparent Container".	
forwardRelocationRequest	RefToBinaryData	M	1	This IE shall be present, and it shall contain the reference to the binary data carrying the Forward Relocation Request message (see clause 6.1.6.4).	
pduSessionList	array(N2SmInformation)	C	1..N	This IE shall contain the list of N2SmInformation, where each N2SmInformation includes a PDU Session Resource Setup Request Transfer IE (see clause 9.3.4.1 of 3GPP TS 38.413 [24]) received from the SMF(s) per PDU session ID.	
ueRadioCapability	N2InfoContent	C	0..1	This IE shall be included to contain the "UE Radio Capability Information" if available.	
ngapCause	NgApCause	C	0..1	This IE shall be present, if available. When present, it shall represent the NGAP Cause mapped from the received S1-AP cause from the source E-UTRAN. Refer to 3GPP TS 29.010 [50] for the mapping of cause values between S1AP and NGAP.	
supportedFeatures	SupportedFeatures	C	0..1	This IE shall be present if at least one optional feature defined in clause 6.1.8 is supported.	

## 6.1.6.2.62 Type: UeContextRelocatedData

**Table 6.1.6.2.62-1: Definition of type UeContextRelocatedData**

Attribute name	Data type	P	Cardinality	Description
ueContext	UeContext	M	1	Represents an individual ueContext resource relocated to a new AMF.

## 6.1.6.2.63 Void

## 6.1.6.2.64 Type: EcRestrictionDataWb

**Table 6.1.6.2.64-1: Definition of type EcRestrictionData**

Attribute name	Data type	P	Cardinality	Description
ecModeARestricted	boolean	O	0..1	If present, indicates whether Enhanced Coverage Mode A is restricted or not. true: Enhanced Coverage Mode A is restricted. false or absent: Enhanced Coverage Mode A is not restricted.
ecModeBRestricted	boolean	M	1	This IE indicates whether Enhanced Coverage Mode B is restricted or not. true: Enhanced Coverage Mode B is restricted. false: Enhanced Coverage Mode B is not restricted.

## 6.1.6.2.65 Type: ExtAmfEventSubscription

**Table 6.1.6.2.65-1: Definition of type ExtAmfEventSubscription as a list of to be combined data types**

Data type	Cardinality	Description	Applicability
AmfEventSubscription	1	AMF event subscription	
AmfEventSubscriptionAddInfo	1	Additional information for the AMF event subscription, e.g. Binding Indications, NF type of the NF that created the subscription.	

## 6.1.6.2.66 Type: AmfEventSubscriptionAddInfo

Table 6.1.6.2.66-1: Definition of type AmfEventSubscriptionAddInfo

Attribute name	Data type	P	Cardinality	Description
bindingInfo	array(string)	O	1..2	<p>Binding indications received for event notifications (i.e. with "callback" scope) or for subscription change event notifications (i.e. with "subscription-events" scope) for an AMF event subscription.</p> <p>When present, entries of the array shall be set to the value of the 3gpp-Sbi-Binding header defined in clause 5.2.3.2.6 of 3GPP TS 29.500 [4], without the header name.</p> <p>Example of an array entry: "bl= nf-set; nfset=set1.udmset.5gc.mnc012.mcc345; servname=nudm-ee;scope=subscription-events"</p>
subscribingNfType	NFType	C	0..1	<p>This IE should be present if the information is available. When present, it shall contain the NF type of the NF that created the subscription. (NOTE X)</p>
eventSyncInd	boolean	C	0..1	<p>This IE should be present with value "true" when the event subscription shall be synchronized with UDM during EPS to 5GS mobility registration procedure, as specified in clause 5.3.2.4.2.</p> <p>When present, this IE shall be set as following:  - true: the event subscription shall be synchronized with UDM.  - false: the event subscription shall not be synchronized with UDM.</p>
nfConsumerInfo	array(string)	C	1..N	<p>When present, this IE shall contain the NF Service Consumer information received together with the AMF event subscription and entries of the array shall be set to the value of the 3gpp-Sbi-Consumer-Info header defined in clause 5.2.3.3.7 of 3GPP TS 29.500 [4], without the header name.</p>
<p>NOTE: In scenarios where an "intermediate NF" (e.g. UDM) creates a subscription on behalf of a "source NF" (e.g. NEF), this IE shall contain the NF type of the "intermediate NF". The NF type of the "source NF" may be available in the AmfEventSubscription.</p>				

## 6.1.6.2.67 Type: UeContextCancelRelocateData

Table 6.1.6.2.67-1: Definition of type UeContextCancelRelocateData

Attribute name	Data type	P	Cardinality	Description
supi	Supi	C	0..1	<p>This IE shall be present if the UE is emergency registered and the SUPI is not authenticated.</p>
relocationCancelRequest	RefToBinaryData	M	1	<p>This IE shall be present, and it shall contain the reference to the binary data carrying the GTP-C Relocation Cancel Request message (see clause 6.1.6.4).</p>

## 6.1.6.2.68 Type: UeDifferentiationInfo

Table 6.1.6.2.68-1: Definition of type UeDifferentiationInfo

Attribute name	Data type	P	Cardinality	Description
periodicComInd	PeriodicCommunicationIndicator	O	0..1	This IE indicates whether the UE communicates periodically or not, e.g. only on demand.
periodicTime	DurationSec	O	0..1	This IE indicates the interval time of periodic communication (see TS 23.502 [3] clause 4.15.6.3).
scheduledComTime	ScheduledCommunicationTime	O	0..1	This IE indicates time and day of the week when the UE is available for communication (see TS 23.502 [3] clause 4.15.6.3).
stationaryInd	StationaryIndication	O	0..1	This IE indicates whether the UE is stationary or mobile (see TS 23.502 [3] clause 4.15.6.3).
trafficProfile	TrafficProfile	O	0..1	This IE indicates the type of data transmission: single packet transmission (UL or DL), dual packet transmission (UL with subsequent DL or DL with subsequent UL), multiple packets transmission
batteryInd	BatteryIndication	O	0..1	This IE indicates the power consumption type(s) of the UE (see TS 23.502 [3] clause 4.15.6.3).
validityTime	DateTime	O	0..1	When present, this IE identifies when the expected UE behaviour parameters expire and shall be deleted locally if it expire (see TS 23.502 [3] clause 4.15.6.3). When absent, no expiry for the expected UE behaviour parameters applies.

## 6.1.6.2.69 Type: CeModeBInd

Table 6.1.6.2.69-1: Definition of type CeModeBInd

Attribute name	Data type	P	Cardinality	Description
ceModeBSupportInd	boolean	M	1	This IE shall contain the CE-mode-B Support Indicator (See 3GPP TS 38.413 [12], clause 9.3.1.156).  This IE shall be set as follows: - true: CE-mode-B is supported; - false: CE-mode-B is not supported.

## 6.1.6.2.70 Type: LteMInd

Table 6.1.6.2.70-1: Definition of type LteMInd

Attribute name	Data type	P	Cardinality	Description
lteCatMInd	boolean	M	1	This IE shall contain the LTE-M Indication (See 3GPP TS 38.413 [12], clause 9.3.1.157).  This IE shall be set as follows: - true: LTE-M is indicated by the UE; - false: LTE-M is not indicated by the UE.

## 6.1.6.2.71 Type: NpnAccessInfo

Table 6.1.6.2.71-1: Definition of type NpnAccessInfo

Attribute name	Data type	P	Cardinality	Description
cellCagInfo	array(CagId)	O	1..N	This IE shall contain the CAG List of the CAG cell.

## 6.1.6.2.72 Type: ProseContext

Table 6.1.6.2.72-1: Definition of type ProseContext

Attribute name	Data type	P	Cardinality	Description
directDiscovery	UeAuth	C	0..1	This IE shall be present if the UE is authorized to use the NR sidelink for the ProSe Direct Discovery service.
directComm	UeAuth	C	0..1	This IE shall be present if the UE is authorized to use the NR sidelink for the ProSe Direct Communication service.
l2Relay	UeAuth	C	0..1	This IE shall be present if the UE is authorized to act as a Layer-2 ProSe UE-to-Network Relay for the ProSe service.
l3Relay	UeAuth	C	0..1	This IE shall be present if the UE is authorized to act as a Layer-3 ProSe UE-to-Network Relay for the ProSe service.
l2Remote	UeAuth	C	0..1	This IE shall be present if the UE is authorized to act as a Layer-2 Remote UE for the ProSe service.
nrUePc5Ambr	BitRate	C	0..1	This IE shall be present if the UE is authorized to use the NR sidelink for the ProSe services. When present, this IE contains the ProSe NR UE-PC5-AMBR.
pc5QoSPara	Pc5QoSPara	C	0..1	This IE shall be present if the UE is authorized to use the NR sidelink for the ProSe services. When present, this IE contains policy data on the PC5 QoS parameters for the ProSe services on the NR sidelink.

## 6.1.6.2.73 Type: AnalyticsSubscription

Table 6.2.6.2.73-1: Definition of type AnalyticsSubscription

Attribute name	Data type	P	Cardinality	Description
nwdafId	NfInstanceId	C	0..1	This IE shall be present, if available.  When present, this IE shall contain the NF Instance ID of the NWDAF. (NOTE).
nwdafSetId	NfSetId	C	0..1	This IE shall be present, if available.  When present, this IE shall contain the NF Set ID of the NWDAF. (NOTE).
nwdafSubscriptionList	array(NwdafSubscription)	M	1..N	List of NWDAF subscriptions identified by subscription Id.
NOTE: At least one nwdafId or nwdafSetId shall be included.				

## 6.1.6.2.74 Type: NwdafSubscription

Table 6.2.6.2.74-1: Definition of type NwdafSubscription

Attribute name	Data type	P	Cardinality	Description
nwdafEvtSubsServiceUri	Uri	M	1	It identifies the resource URI of the individual NWDAF subscription.
nwdafEventsSubscription	NnwdafEventsSubscription	M	1	The created Individual NWDAF Event Subscription resource

## 6.1.6.2.75 Type: UpdpSubscriptionData

**Table 6.1.6.2.75-1: Definition of type UpdpSubscriptionData**

Attribute name	Data type	P	Cardinality	Description
updpNotifySubscriptionId	string	M	1	Represents the Id created by the AMF for the subscription to notify a UE policy delivery related N1 information.
updpNotifyCallbackUri	Uri	M	1	This IE represents the callback URI on which the UE policy delivery related N1 message shall be notified.
supportedFeatures	SupportedFeatures	C	0..1	This IE shall be present if at least one optional feature defined in clause 6.1.8 is supported by the NF service consumer.
updpCallbackBinding	string	C	0..1	This IE shall be present if Binding Indication was received for the PCF for the callback URI.  When present, this IE shall contain the Binding indication of callback URI and shall be set to the value of the 3gpp-Sbi-Binding header defined in clause 5.2.3.2.6 of 3GPP TS 29.500 [4], without the header name.

## 6.1.6.2.76 Type: ProSeInformation

**Table 6.1.6.2.76-1: Definition of type ProSeInformation**

Attribute name	Data type	P	Cardinality	Description
n2Pc5ProSePol	N2InfoContent	M	0..1	This attribute contains the N2 PC5 policy for 5G ProSe.

Editor's Note: The content of the "n2Pc5ProSePol" attribute, i.e. NGAP related IEs, will be specified in 3GPP TS 38.413 [12].

## 6.1.6.2.77 Type: ReleaseSessionInfo

**Table 6.1.6.2.77-1: Definition of type ReleaseSessionInfo**

Attribute name	Data type	P	Cardinality	Description
releaseSessionList	array(PduSessionId)	M	1..N	This IE shall include the PDU session Id(s) to be released.
releaseCause	ReleaseCause	M	1	This IE shall include the cause to release the PDU session(s).

## 6.1.6.3 Simple data types and enumerations

## 6.1.6.3.1 Introduction

This clause defines simple data types and enumerations that can be referenced from data structures defined in the previous clauses.

## 6.1.6.3.2 Simple data types

The simple data types defined in table 6.1.6.3.2-1 shall be supported.

Table 6.1.6.3.2-1: Simple data types

Type Name	Type Definition	Description
EpsBearerId	integer	Integer identifying an EPS bearer, within the range 0 to 15, as specified in clause 11.2.3.1.5, bits 5 to 8, of 3GPP TS 24.007 [15].
Ppi	integer	This represents the Paging Policy Indicator. The value is within the range 0 to 7.
NasCount	UInteger	Unsigned integer identifying the NAS COUNT as specified in 3GPP TS 33.501 [27]
5GMMCapability	Bytes	String with format "byte" as defined in OpenAPI Specification [23], i.e. base64-encoded characters, encoding the "5GMM capability" IE as specified in clause 9.11.3.1 of 3GPP TS 24.501 [11] (starting from octet 1).
UeSecurityCapability	Bytes	String with format "byte" as defined in OpenAPI Specification [23], i.e. base64-encoded characters, encoding the " UE security capability" IE as specified in clause 9.11.3.54 of 3GPP TS 24.501 [11] (starting from octet 1).
S1UeNetworkCapability	Bytes	String with format "byte" as defined in OpenAPI Specification [23], i.e. base64-encoded characters, encoding the " S1 UE network capability" IE as specified in clause 9.11.3.48 of 3GPP TS 24.501 [11] (starting from octet 1).
DrxParameter	Bytes	String with format "byte" as defined in OpenAPI Specification [23], i.e. base64-encoded characters, encoding the "5GS DRX Parameters" IE as specified in clause 9.11.3.2A of 3GPP TS 24.501 [11] (starting from octet 1).
OmcIdentifier	string	The OMC Identifier indicates the identity of an Operation and Maintenance Centre to which Trace Records shall be sent. minLength: 1 maxLength: 20
MSClassmark2	Bytes	String with format "byte" as defined in OpenAPI Specification [23], i.e. base64-encoded characters, encoding the Mobile Station Classmark 2 as specified in clause 9.11.3.31C of 3GPP TS 24.501 [11] (starting from octet 1).
SupportedCodec	Bytes	String with format "byte" as defined in OpenAPI Specification [23], i.e. base64-encoded characters, encoding the Supported Codec as specified in clause 9.11.3.51A of 3GPP TS 24.501 [11] (starting from octet 1).

## 6.1.6.3.3 Enumeration: StatusChange

Table 6.1.6.3.3-1: Enumeration StatusChange

Enumeration value	Description
"AMF_UNAVAILABLE"	The AMF is unavailable to serve the UEs identified by the GUAMI(s).
"AMF_AVAILABLE"	The AMF is available to serve the UEs identified by the GUAMI(s).



## 6.1.6.3.4 Enumeration: N2InformationClass

**Table 6.1.6.3.4-1: Enumeration N2InformationClass**

Enumeration value	Description	Applicability
"SM"	N2 SM information.	
"NRPPa"	N2 NRPPa information.	
"PWS"	N2 PWS information of PWS type.	
"PWS-BCAL"	N2 Broadcast Completed Area List or the Broadcast Cancelled Area List.	
"PWS-RF"	N2 Restart Indication or Failure Indication	
"RAN"	N2 RAN related information.	
"V2X"	N2 V2X information	
"PROSE"	N2 5G ProSe information.	ProSe

## 6.1.6.3.5 Enumeration: N1MessageClass

**Table 6.1.6.3.5-1: Enumeration N1MessageClass**

Enumeration value	Description
"5GMM"	The whole NAS message as received (for e.g. used in forwarding the Registration message to target AMF during Registration procedure with AMF redirection).
"SM"	N1 Session Management message
"LPP"	N1 LTE Positioning Protocol message
"SMS"	N1 SMS message as specified in 3GPP TS 23.040 [44] and 3GPP TS 24.011 [45]
"UPDP"	The N1 messages for UE Policy Delivery (See Annex D of 3GPP TS 24.501 [11]).
"LCS"	The N1 message of Location service message type

## 6.1.6.3.6 Enumeration: N1N2MessageTransferCause

Table 6.1.6.3.6-1: Enumeration N1N2MessageTransferCause

Enumeration value	Description
"ATTEMPTING_TO_REACH_UE"	This cause represents the case where the AMF has initiated paging to reach the UE in order to deliver the N1 message.
"N1_N2_TRANSFER_INITIATED"	This cause represents the case where the AMF has initiated the N1/N2 message transfer towards the UE and/or the AN.
"WAITING_FOR_ASYNCHRONOUS_TRANSFER"	This cause represents the case where the AMF has stored the N1/N2 message due to Asynchronous Transfer.
"UE_NOT_RESPONDING"	This cause represents the case that the AMF has initiated paging to reach the UE but the UE is not responding to the paging, or the case of a UE in RRC Inactive state when NG-RAN paging is not successful (e.g. NG-RAN initiated a UE context release with a cause indicating the non-delivery of the N1 message).
"N1_MSG_NOT_TRANSFERRED"	This cause represents the case where the AMF has skipped sending N1 message to the UE, when UE is in CM-IDLE and the "skiplnd" is set to "true" in the request.
"N2_MSG_NOT_TRANSFERRED"	This cause indicates that the AMF has skipped sending the N2 message (i.e. PDU Session Resource Setup Request) as well as the possibly included N1 message to the 5G-AN, when the UE is in CM-CONNECTED state and the UE is outside of the validity area included in the N1N2MessageTransfer Request.
"UE_NOT_REACHABLE_FOR_SESSION"	This cause indicates that the UE is not reachable for the non-3GPP PDU session, due to the UE being in CM-IDLE for non-3GPP access and the PDU session is not allowed to move to 3GPP access.
"TEMPORARY_REJECT_REGISTRATION_ONGOING"	This cause represents the case that the AMF has initiated paging to reach the UE but there is an ongoing registration procedure.
"TEMPORARY_REJECT_HANDOVER_ONGOING"	This cause indicates that the AMF has initiated N1 signalling towards the UE but the N1 message could not be delivered due to an ongoing Xn or N2 handover procedure.
"REJECTION_DUE_TO_PAGING_RESTRICTION"	This cause represents the case that the UE has rejected the page as specified in 3GPP TS 23.501 [2] clause 5.38.4.
"AN_NOT_RESPONDING"	This cause indicates that the AMF has initiated a N2 request to transfer a N2 PDU (e.g. to setup, modify or release PDU session resources) but the AN is not responding to the N2 request.
"FAILURE_CAUSE_UNSPECIFIED"	This cause indicates that the N1/N2 message transfer failed due to unspecified reasons.

## 6.1.6.3.7 Enumeration: UeContextTransferStatus

**Table 6.1.6.3.7-1: Enumeration UeContextTransferStatus**

Enumeration value	Description
"TRANSFERRED"	Indicates a UE Context Transfer procedure is completed successful for the individual ueContext resource
"NOT_TRANSFERRED"	Indicates a UE Context Transfer procedure either did not complete successfully or the Registration request from the UE is redirected to another NF Service Consumer (e.g. AMF).

## 6.1.6.3.8 Enumeration: N2InformationTransferResult

**Table 6.1.6.3.8-1: Enumeration N2InformationTransferResult**

Enumeration value	Description
"N2_INFO_TRANSFER_INITIATED"	This cause code represents the case where the AMF has initiated the N2 information transfer towards the AN.

## 6.1.6.3.9 Enumeration: CipheringAlgorithm

**Table 6.1.6.3.9-1: Enumeration CipheringAlgorithm**

Enumeration value	Description
"NEA0"	Null ciphering algorithm
"NEA1"	128-bit SNOW 3G based algorithm
"NEA2"	128-bit AES based algorithm
"NEA3"	128-bit ZUC based algorithm

## 6.1.6.3.10 Enumeration: IntegrityAlgorithm

**Table 6.1.6.3.10-1: Enumeration IntegrityAlgorithm**

Enumeration value	Description
"NIA0"	Null Integrity Protection algorithm
"NIA1"	128-bit SNOW 3G based algorithm
"NIA2"	128-bit AES based algorithm
"NIA3"	128-bit ZUC based algorithm

## 6.1.6.3.11 Enumeration: SmsSupport

**Table 6.1.6.3.11-1: Enumeration SmsSupport**

Enumeration value	Description
"3GPP"	Support SMS delivery over NAS in 3GPP access
"NON_3GPP"	Support SMS delivery via non-3GPP access
"BOTH"	Support SMS delivery over NAS or via non-3GPP access
"NONE"	Don't support SMS delivery

## 6.1.6.3.12 Enumeration: ScType

Table 6.1.6.3.12-1: Enumeration ScType

Enumeration value	Description
"NATIVE"	Native security context (for KSI <sub>AMF</sub> )
"MAPPED"	Mapped security context (for KSI <sub>ASME</sub> )

## 6.1.6.3.13 Enumeration: KeyAmfType

Table 6.1.6.3.13-1: Enumeration KeyAmfType

Enumeration value	Description
"KAMF"	The K <sub>amf</sub> value is sent.
"KPRIMEAMF"	The K' <sub>amf</sub> value is sent.

## 6.1.6.3.14 Enumeration: TransferReason

Table 6.1.6.3.14-1: Enumeration TransferReason

Enumeration value	Description
"INIT_REG"	It indicates the AMF requests UE context for initial registration or disaster roaming initial registration.
"MOBI_REG"	It indicates the AMF requests UE context for mobility registration or disaster roaming mobility registration.
"MOBI_REG_UE_VALIDATED"	It indicates the AMF requests UE context for mobility registration or disaster roaming mobility registration of a validated UE.

## 6.1.6.3.15 Enumeration: PolicyReqTrigger

Table 6.1.6.3.15-1: Enumeration PolicyReqTrigger

Enumeration value	Description
"LOCATION_CHANGE"	The AM policy request shall be triggered when the UE's location (Tracking Area) changes.
"PRA_CHANGE"	The AM policy request shall be triggered when the UE is entering / leaving a Presence Reporting Area.
"ALLOWED_NSSAI_CHANGE"	The policy request shall be triggered when the allowed NSSAI of the UE has changed.
"NWDAF_DATA_CHANGE"	The AM policy request shall be triggered when the NWDAF instance IDs used for the UE and/or associated Analytics IDs have changed.
"PLMN_CHANGE"	The UE policy request shall be triggered when the serving PLMN of UE has changed.
"CON_STATE_CHANGE"	The UE policy request shall be triggered when the connectivity state of UE has changed.
"SMF_SELECT_CHANGE"	The AM policy request shall be triggered when the UE request for an unsupported DNN or the UE request for a DNN within the list of DNN candidates for replacement per S-NSSAI.
"ACCESS_TYPE_CHANGE"	The AM policy request shall be triggered when the access type and the RAT type combinations available in the AMF for a UE with simultaneous 3GPP and non-3GPP connectivity have changed.

## 6.1.6.3.16 Enumeration: RatSelector

**Table 6.1.6.3.16-1: Enumeration RatSelector**

Enumeration value	Description
"E-UTRA"	The N2 information shall be transferred to ng-eNBs only.
"NR"	The N2 information shall be transferred to gNBs only.

## 6.1.6.3.17 Enumeration: NgapleType

**Table 6.1.6.3.17-1: Enumeration NgapleType**

Enumeration value	Description
"PDU_RES_SETUP_REQ"	PDU Session Resource Setup Request Transfer
"PDU_RES_REL_CMD"	PDU Session Resource Release Command Transfer
"PDU_RES_MOD_REQ"	PDU Session Resource Modify Request Transfer
"HANDOVER_CMD"	Handover Command Transfer
"HANDOVER_REQUIRED"	Handover Required Transfer
"HANDOVER_PREP_FAIL"	Handover Preparation Unsuccessful Transfer
"SRC_TO_TAR_CONTAINER"	Source to Target Transparent Container
"TAR_TO_SRC_CONTAINER"	Target to Source Transparent Container
"TAR_TO_SRC_FAIL_CONTAINER"	Target to Source Failure Transparent Container
"RAN_STATUS_TRANS_CONTAINER"	RAN Status Transfer Transparent Container
"SON_CONFIG_TRANSFER"	SON Configuration Transfer
"NRPPA_PDU"	NRPPa-PDU
"UE_RADIO_CAPABILITY"	UE Radio Capability
"RIM_INFO_TRANSFER"	RIM Information Transfer
"SECONDARY_RAT_USAGE"	Secondary RAT Data Usage Report Transfer
"PC5_QOS_PARA"	PC5 QoS Parameters
"EARLY_STATUS_TRANS_CONTAINER"	Early Status Transfer Transparent Container
"UE_RADIO_CAPABILITY_FOR_PAGING"	UE Radio Capability for Paging

## 6.1.6.3.18 Enumeration: N2InfoNotifyReason

**Table 6.1.6.3.18-1: Enumeration N2InfoNotifyReason**

Enumeration value	Description
"HANDOVER_COMPLETED"	Indicates that the N2 Information Notification is delivered when the handover procedure is completed successfully.

## 6.1.6.3.19 Enumeration: SmfChangeIndication

**Table 6.1.6.3.19-1: Enumeration SmfChangeIndication**

Enumeration value	Description
"CHANGED"	I-SMF or V-SMF changed. (NOTE 1)
"REMOVED"	I-SMF or V-SMF is removed. (NOTE 2)
NOTE 1: This enumeration value shall also be used if the UE moves from HPLMN to a VPLMN, a V-SMF is inserted and the I-SMF is removed, or from VPLMN to HPLMN, an I-SMF is inserted and the V-SMF is removed.	
NOTE 2: This enumeration value shall also be used if the UE moves from VPLMN to HPLMN, without an I-SMF inserted in the HPLMN.	

## 6.1.6.3.20 Enumeration: SbiBindingLevel

**Table 6.1.6.3.20-1: Enumeration SbiBindingLevel**

Enumeration value	Description
"NF_INSTANCE_BINDING"	Indicates binding to NF instance
"NF_SET_BINDING"	Indicates binding to NF Set
"NF_SERVICE_SET_BINDING"	Indicates binding to NF Service Set
"NF_SERVICE_INSTANCE_BINDING"	Indicates binding to NF Service instance

## 6.1.6.3.21 Enumeration: EpsNasCipherringAlgorithm

This data type enumerates the algorithms for data cipherring in EPS NAS, as specified in clause 5.1.3.2 of 3GPP TS 33.401 [49].

**Table 6.1.6.3.21-1: Enumeration EpsNasCipherringAlgorithm**

Enumeration value	Description
"EEA0"	Null cipherring algorithm
"EEA1"	128-bit SNOW 3G based algorithm
"EEA2"	128-bit AES based algorithm
"EEA3"	128-bit ZUC based algorithm

## 6.1.6.3.22 Enumeration: EpsNasIntegrityAlgorithm

This data type enumerates the algorithms for data integrity protection in EPS NAS, as specified in clause 5.1.4.2 of 3GPP TS 33.401 [49].

**Table 6.1.6.3.22-1: Enumeration EpsNasIntegrityAlgorithm**

Enumeration value	Description
"EIA0"	Null Integrity Protection algorithm
"EIA1"	128-bit SNOW 3G based algorithm
"EIA2"	128-bit AES based algorithm
"EIA3"	128-bit ZUC based algorithm

## 6.1.6.3.23 Enumeration: PeriodicCommunicationIndicator

This data type enumerates types of Periodic Communication Indicator.

**Table 6.1.6.3.23-1: Enumeration PeriodicCommunicationIndicator**

Enumeration value	Description
"PIORIODICALLY"	Periodically
"ON_DEMAND"	On demand

## 6.1.6.3.24 Enumeration: UuaaMmStatus

This data type enumerates types of UUAA-MM status.

**Table 6.1.6.3.24-1: Enumeration UuaaMmStatus**

Enumeration value	Description
"SUCCESS"	Success
"PENDING"	Pending
"FAILED"	Failed

## 6.1.6.3.25 Enumeration: ReleaseCause

**Table 6.1.6.3.25-1: Enumeration ReleaseCause**

Enumeration value	Description
"SNPN_SNP_N_MOBILITY"	This cause represents the case where the continuity of the PDU Session(s) cannot be supported between networks due to SNPN-SNP_N mobility.
"NO_HR_AGREEMENT"	This cause represents the case where the continuity of the PDU Session(s) cannot be supported between networks due to inter-PLMN mobility where no HR agreement exists.
"UNSPECIFIED"	This cause indicates that the continuity of the PDU Session(s) cannot be supported between networks due to unspecified reasons.

## 6.1.6.4 Binary data

## 6.1.6.4.1 Introduction

This clause defines the binary data that shall be supported in a binary body part in an HTTP multipart message (see clauses 6.1.2.2.2 and 6.1.2.4).

**Table 6.1.6.4.1-1: Binary Data Types**

Name	Clause defined	Content type
N1 Message	6.1.6.4.2	vnd.3gpp.5gnas
N2 Information	6.1.6.4.3	vnd.3gpp.ngap
Mobile Terminated Data	6.1.6.4.3	vnd.3gpp.5gnas
GTP-C message	6.1.6.4.5	vnd.3gpp.gtpc

## 6.1.6.4.2 N1 Message

N1 Message shall encode a 5GS NAS message of a specified type (e.g. SM, LPP) as specified in 3GPP TS 24.501 [11], using the vnd.3gpp.5gnas content-type.

N1 Message may encode e.g. the following 5GS NAS messages:

- For message class SM:
  - PDU Session Modification Command (see clause 8.3.7 of 3GPP TS 24.501 [11]) during network initiated PDU session modification procedure (see clause 4.3.3 of 3GPP TS 23.502 [3]);
  - PDU Session Release Command (see clause 8.3.12 of 3GPP TS 24.501 [11]) during network initiated PDU session release procedure (see clause 4.3.4 of 3GPP TS 23.502 [3]).
  - PDU Session Establishment Accept (see clause 8.3.2 in 3GPP TS 24.501 [11]) during UE-requested PDU Session Establishment (see clause 4.3.2.2 in 3GPP TS 23.502 [3]).
- For message class LPP:
  - UE Positioning Request messages as specified in 3GPP TS 36.355 [13] during UE assisted and UE based positioning procedure (see clause 6.11.1 of 3GPP TS 23.273 [42]).
- For message class 5GMM:
  - REGISTRATION REQUEST message as specified in see clause 8.2.5 of 3GPP TS 24.501 [11], during registration procedures (see clause 4.2.2.2 of 3GPP TS 23.502 [3]).
- For message class UPDP:

- MANAGE UE POLICY COMMAND / MANAGE UE POLICY COMPLETE / MANAGE UE POLICY REJECT (see Annex D.5.1 to Annex D.5.3 of 3GPP TS 24.501 [11]) during network initiated UE policy management procedure (see Annex D.2.1 of 3GPP TS 24.501 [11]);
- UE STATE INDICATION (see Annex D.5.4 of 3GPP TS 24.501 [11]) during UE initiated UE state indication procedure (see Annex D.2.2 of 3GPP TS 24.501 [11]).
- UE POLICY PROVISIONING REQUEST / UE POLICY PROVISIONING REJECT (see clause 7.2 of 3GPP TS 24.587 [53]) during UE-requested V2X policy provisioning procedure and/or 5G ProSe policy provisioning procedure (see clause 5.3.2 of 3GPP TS 24.587 [53] and/or clause 5.3.2 of 3GPP TS 24.554 [54] respectively).
- For message class LCS:
  - Location services messages between UE and LMF (lcs-PeriodicTriggeredInvoke/lcs-EventReport/lcs-CancelDeferredLocation) as specified in 3GPP TS 24.080 [43] during deferred 5GC-MT-LR procedure (see clause 6.3 of 3GPP TS 23.273 [42]).
- For message class SMS:
  - SMS payload information as specified in 3GPP TS 23.040 [44] and 3GPP TS 24.011 [45], e.g. CP-DATA, CP-ACK, CP-ERROR.

#### 6.1.6.4.3 N2 Information

##### 6.1.6.4.3.1 Introduction

N2 Information shall encode NG Application Protocol (NGAP) IEs, as specified in clause 9.4 of 3GPP TS 38.413 [12] (ASN.1 encoded), using the vnd.3gpp.ngap content-type.

##### 6.1.6.4.3.2 NGAP IEs

For N2 information class SM, N2 Information may encode following NGAP SMF related IE specified in 3GPP TS 38.413 [12], as summarized in Table 6.1.6.4.3-1.

**Table 6.1.6.4.3-1: N2 Information content for class SM**

NGAP IE	Reference (3GPP TS 38.413 [12])	Related NGAP message
PDU Session Resource Setup Request Transfer	9.3.4.1	PDU SESSION RESOURCE SETUP REQUEST
PDU Session Resource Release Command Transfer	9.3.4.12	PDU SESSION RESOURCE RELEASE COMMAND
PDU Session Resource Modify Request Transfer	9.3.4.3	PDU SESSION RESOURCE MODIFY REQUEST
Handover Command Transfer	9.3.4.10	HANDOVER COMMAND
Handover Required Transfer	9.3.4.14	HANDOVER REQUIRED
Handover Preparation Unsuccessful Transfer	9.3.4.18	HANDOVER COMMAND
Secondary RAT Data Usage Report Transfer	9.3.4.23	SECONDARY RAT DATA USAGE REPORT

For N2 information class RAN, N2 Information may encode one of the following NGAP Transparent Container IEs specified in 3GPP TS 38.413 [12], as summarized in Table 6.1.6.4.3-2.



**Table 6.1.6.4.3-2: N2 Information content for class RAN**

NGAP IE	Reference (3GPP TS 38.413 [12])	Related NGAP message
Source to Target Transparent Container	9.3.1.20	HANDOVER REQUIRED, HANDOVER REQUEST
Target to Source Transparent Container	9.3.1.21	HANDOVER COMMAND, HANDOVER REQUEST ACKNOWLEDGE
Target to Source Failure Transparent Container	9.3.1.186	HANDOVER FAILURE
UE Radio Capability	9.3.1.74	UE RADIO CAPABILITY INFO INDICATION. (NOTE 1).
UE Radio Capability for Paging	9.3.1.68	UE RADIO CAPABILITY INFO INDICATION. (NOTE 1).
SON Configuration Transfer	9.3.3.6	UPLINK RAN CONFIGURATION TRANSFER, DOWNLINK RAN CONFIGURATION TRANSFER
RAN Status Transfer Transparent Container	9.2.3.13, 9.2.3.14	UPLINK RAN STATUS TRANSFER, DOWNLINK RAN STATUS TRANSFER
Early Status Transfer Transparent Container	9.2.3.16, 9.2.3.17	UPLINK RAN EARLY STATUS TRANSFER DOWNLINK RAN EARLY STATUS TRANSFER
RIM Information Transfer	9.3.3.28	UPLINK RIM INFORMATION TRANSFER, DOWNLINK RIM INFORMATION TRANSFER
NOTE 1: The AMF receives the UE Radio Capability and UE Radio Capability for Paging within a UE CAPABILITY INFO INDICATION message, and then the AMF shall store the UE Radio Capability information and UE Radio Capability for Paging, and transfer them to the target AMF during an inter AMF mobility procedure.		

For N2 information class NRPPa, N2 Information may encode the following NGAP NRPPA Transport related IE specified in 3GPP TS 38.413 [12], as summarized in Table 6.1.6.4.3-3

**Table 6.1.6.4.3-3: N2 Information content for class NRPPa**

NGAP IE	Reference (3GPP TS 38.413 [12])	Related NGAP message
NRPPa-PDU	9.3.3.14	DOWNLINK UE ASSOCIATED NRPPA TRANSPORT UPLINK UE ASSOCIATED NRPPA TRANSPORT DOWNLINK NON UE ASSOCIATED NRPPA TRANSPORT UPLINK NON UE ASSOCIATED NRPPA TRANSPORT

For N2 information class V2X, N2 Information may encode the following V2X related IE specified in 3GPP TS 38.413 [12], as summarized in Table 6.1.6.4.3-4

**Table 6.1.6.4.3-4: N2 Information content for class V2X**

NGAP IE	Reference (3GPP TS 38.413 [12])	Related NGAP message
PC5 QoS Parameters	9.3.1.150	INITIAL CONTEXT SETUP REQUEST UE CONTEXT MODIFICATION REQUEST HANDOVER REQUEST PATH SWITCH REQUEST ACKNOWLEDGE

**Editor's Note:** The 5G ProSe PC5 QoS parameters will be specified in 3GPP TS 38.413 [12].

#### 6.1.6.4.3.3 NGAP Messages

For N2 information class PWS, N2 Information shall encode NGAP Messages specified in 3GPP TS 38.413 [12].

**Table 6.1.6.4.3.3-1: N2 PWS Request Information content**

NGAP message	Reference (3GPP TS 38.413 [12])
WRITE-REPLACE WARNING REQUEST	9.2.8.1
PWS CANCEL REQUEST	9.2.8.3

**Table 6.1.6.4.3.3-2: N2 PWS Response Information content**

NGAP message	Reference (3GPP TS 38.413 [12])
WRITE-REPLACE WARNING RESPONSE	9.2.8.2
PWS CANCEL RESPONSE	9.2.8.4

N2 Information received by the AMF for PWS may be processed by the AMF before re-encoding and transferring to the Service Consumer.

If a subscription exists for N2InformationClass "PWS-BCAL" and the received N2 Message Type is a WRITE-REPLACE-WARNING-RESPONSE, then the AMF may aggregate the Broadcast Completed Area Lists it has received from the NG-RAN nodes for a message identified by its Serial Number and Message Identifier (see table 6.1.6.4.3-1) and transfer the ASN.1 (re-)encoded Message Type, Message Identifier, Serial Number and the (aggregated) Broadcast Completed Area List IE in the N2 Info Container in the N2InfoNotify, and the "bcEmptyAreaList" attribute if the Broadcast Completed Area List IE is not present in the PWS N2 information.

If a subscription exists for N2InformationClass "PWS-BCAL" and the received N2 Message Type is a PWS-CANCEL-RESPONSE, then the AMF may aggregate the Broadcast Cancelled Area Lists IE it has received from the NG-RAN nodes for a message identified by its Serial Number and Message Identifier (see table 6.1.6.4.3-1) and transfer the ASN.1 (re-)encoded the Message Type, Message Identifier, Serial Number, the (aggregated) Broadcast Cancelled Area List IE in the N2 Info Container in the N2InfoNotify, and the "bcEmptyAreaList" attribute if the PWS-CANCEL-RESPONSE does not contain a Broadcast Cancelled Area List, in the PWS N2 information.

For the ASN.1 definition for encoding the WRITE-REPLACE-WARNING-RESPONSE and the PWS-CANCEL-RESPONSE, see clause 9.4 of 3GPP TS 38.413 [12].

If a subscription exists for N2InformationClass "PWS-RF" and the received N2 Message Type is a PWS-RESTART-INDICATION, then the AMF may transfer the ASN.1 encoded string from the PWS-RESTART-INDICATION (see table 6.1.6.4.3-2) in the N2 Info Container in the N2InfoNotify.

If a subscription exists for N2InformationClass "PWS-RF" and the received N2 Message Type is a PWS-FAILURE-INDICATION (see table 6.1.6.4.3-2), then the AMF may transfer the ASN1 encoded string from the PWS-FAILURE-INDICATION in the N2 Info Container in the N2InfoNotify.

**Table 6.1.6.4.3.3-3: N2 PWS Indication Information content**

NGAP message	Reference (3GPP TS 38.413 [12])
PWS RESTART INDICATION	9.2.8.5
PWS FAILURE INDICATION	9.2.8.6

The Message Type shall be present and encoded as the first N2 PWS Indication IE in any NonUeN2InfoNotify for PWS messages to enable the receiver to decode the N2 PWS IEs.

For N2 information class RAN, N2 Information shall encode one of the following NGAP messages specified in 3GPP TS 38.413 [12], as summarized in Table 6.1.6.4.3.3-4.

**Table 6.1.6.4.3.3-4: N2 Information content for class RAN**

NGAP message	Reference (3GPP TS 38.413 [12])
Any UE specific Uplink NGAP message	

#### 6.1.6.4.4 Mobile Terminated Data

Mobile Terminated Data shall encode the user data to be sent by the AMF to the UE in the Payload Container specified in 3GPP TS 24.501 [7], using the vnd.3gpp.5gnas content-type, as summarized in Table 6.1.6.4.4-1.

**Table 6.1.6.4.4-1: Mobile Terminated Data**

Mobile Terminated Data	Reference (3GPP TS 24.501 [7])	Related NAS SM message
Payload container contents in octets 4 to n	9.11.3.39 (Figure 9.11.3.39.1)	DL NAS Transport

#### 6.1.6.4.5 GTP-C Message

GTP-C Message shall encode a GTP-C message of a specified type (e.g. Forward Relocation Request) as specified in 3GPP TS 29.274 [41], using the vnd.3gpp.gtpc content-type. The GTP-C message carried in the HTTP multipart message shall include the UDP/IP headers.

GTP-C Message may encode e.g. the following GTP-C messages:

- Mobility Management message:
  - Forward Relocation Request (see clause 7.3.1 of 3GPP TS 29.274 [41]) during EPS to 5GS handover with AMF re-allocation procedure (see clause 4.11.1.2.2 of 3GPP TS 23.502 [3]);
  - Relocation Cancel Request (see clause 7.3.16 of 3GPP TS 29.274 [41]) during EPS to 5GS handover with AMF re-allocation procedure (see clause 4.11.1.2.3 of 3GPP TS 23.502 [3]), if handover cancel is triggered.

### 6.1.7 Error Handling

#### 6.1.7.1 General

HTTP error handling shall be supported as specified in clause 5.2.4 of 3GPP TS 29.500 [4].

#### 6.1.7.2 Protocol Errors

Protocol Error Handling shall be supported as specified in clause 5.2.7.2 of 3GPP TS 29.500 [4].

#### 6.1.7.3 Application Errors

The common application errors defined in the Table 5.2.7.2-1 in 3GPP TS 29.500 [4] may also be used for the Namf\_Communication service. The following application errors listed in Table 6.1.7.3-1 are specific for the Namf\_Communication service.

**Table 6.1.7.3-1: Application errors**

Application Error	HTTP status code	Description
NF_CONSUMER_REDIRECT_ONE_TXN	307 Temporary Redirect	The request has been asked to be redirected to a specified target.
HANDOVER_FAILURE	403 Forbidden	Creation of UE context in the target AMF failed during Handover procedure causing a failure of handover.
INTEGRITY_CHECK_FAIL	403 Forbidden	Integrity check of the complete registration message included in the UE context transfer request failed.
EBI_EXHAUSTED	403 Forbidden	Allocation of EPS Bearer ID failed due to exhaustion of EBI as the maximum number of EBIs has already been allocated to the UE.
EBI_REJECTED_LOCAL_POLICY	403 Forbidden	Allocation of EPS Bearer ID failed due to local policy at the AMF as specified in clause 4.11.1.4.1 of 3GPP TS 23.502 [3].
EBI_REJECTED_NO_N26	403 Forbidden	The allocation of EPS Bearer ID was rejected when the AMF is in a serving PLMN that does not support 5GS-EPS interworking procedures with N26 interface.
SUPI_OR_PEI_UNKNOWN	403 Forbidden	The SUPI or PEI included in the message is unknown.
UE_IN_NON_ALLOWED_AREA	403 Forbidden	UE is currently in a non-allowed area hence the N1/N2 message transfer cannot be completed because the request is not associated with a regulatory prioritized service.
UNSPECIFIED	403 Forbidden	The request is rejected due to unspecified reasons.
SM_CONTEXT_RELOCATION_REQUIRED	403 Forbidden	The request is rejected because the SM Context should be relocated to another SMF, e.g. when AMF detects that an I-SMF or V-SMF insertion, change or removal is needed, as specified in clause 4.23 of 3GPP TS 23.502 [3].
UE_WITHOUT_N1_LPP_SUPPORT	403 Forbidden	UE does not support LPP in N1 mode hence the N1 LPP message cannot be sent to the UE.
INVALID_SM_CONTEXT	403 Forbidden	The request is rejected because the SM Context is invalid for the PDU session, i.e. active SM Context for the PDU session (with same PDU Session ID) has been created on another SMF. (NOTE)
CONTEXT_NOT_FOUND	404 Not Found	The requested UE Context does not exist on the AMF
HIGHER_PRIORITY_REQUEST_ONGOING	409 Conflict	Paging triggered N1/N2 transfer cannot be initiated since already there is a paging due to a higher priority session ongoing.
TEMPORARY_REJECT_REGISTRATION_ONGOING	409 Conflict	N1/N2 message transfer towards UE / AN cannot be initiated or the EBI assignment fails due to an ongoing registration procedure.
TEMPORARY_REJECT_HANDOVER_ONGOING	409 Conflict	N1/N2 message transfer towards UE / AN cannot be initiated due to an ongoing Xn or N2 handover procedure, or the EBI assignment fails due to an ongoing N2 handover procedure.
UE_IN_CM_IDLE_STATE	409 Conflict	N2 message transfer towards 5G-AN cannot be initiated due to the UE being in CM-IDLE state for the Access Network Type associated to the PDU session.
MAX_ACTIVE_SESSIONS_EXCEEDED	409 Conflict	If the RAT type is NB-IoT, and the UE already has 2 PDU Sessions with active user plane resources.
REJECTION_DUE_TO_PAGING_RESTRICTION	409 Conflict	If Paging Restrictions information restricts the N1N2MessageTransfer request from causing paging as defined in 3GPP TS 23.501 [2] clause 5.38.5.
UE_NOT_REACHABLE	504 Gateway Timeout	The UE is not reachable for paging.

**NOTE:** More than one SM Contexts may be present in the network for the same PDU Session ID, e.g. when the UE established a new PDU session with the same PDU Session ID and the AMF failed to release the old SM Context in the old SMF. In such a scenario, if the old SMF tries to send N1 and/or N2 Message to the RAN/UE, the AMF shall respond with this application error if the AMF identified that service operation is invoked by the SMF holding the old SM Context.

## 6.1.8 Feature Negotiation

The feature negotiation mechanism specified in clause 6.6 of 3GPP TS 29.500 [4] shall be used to negotiate the optional features applicable between the AMF and the NF Service Consumer, for the Namf\_Communication service, if any.

The NF Service Consumer shall indicate the optional features it supports for the Namf\_Communication service, if any, by including the supportedFeatures attribute in payload of the HTTP Request Message for following service operations:

- N1N2MessageTransfer, as specified in clause 5.2.2.3.1;
- N1N2MessageSubscribe, as specified in clause 5.2.2.3.3;
- NonUeN2InfoSubscribe, as specified in clause 5.2.2.4.2;
- UeContextTransfer, as specified in clause 5.2.2.2.1;
- CreateUEContext, as specified in clause 5.2.2.2.3

The AMF shall determine the supported features for the service operations as specified in clause 6.6 of 3GPP TS 29.500 [4] and shall indicate the supported features by including the supportedFeatures attribute in payload of the HTTP response for the service operation.

The syntax of the supportedFeatures attribute is defined in clause 5.2.2 of 3GPP TS 29.571 [6].

The following features are defined for the Namf\_Communication service.

**Table 6.1.8-1: Features of supportedFeatures attribute used by Namf\_Communication service**

Feature Number	Feature	M/O	Description
1	DTSSA	O	Deployments Topologies with specific SMF Service Areas.  An AMF that supports this feature shall support the procedures specified in clause 5.34 of 3GPP TS 23.501 [2] and in clause 4.23 of 3GPP TS 23.502 [3].
2	ENS	O	This feature bit indicates whether the AMF supports procedures related to Network Slicing (see 3GPP TS 23.501 [2] clause 5.15.7). This includes supporting the RelocateUEContext service operation (see clause 5.2.2.2.5).
3	CIOT	O	Cellular IoT  Support of this feature implies the support of all the ClIoT features specified in clause 5.31 of 3GPP TS 23.501 [2], including in particular corresponding service's extensions to support: <ul style="list-style-type: none"> <li>- NB-IoT and LTE-M RAT types;</li> <li>- Control Plane ClIoT 5GS Optimisation;</li> <li>- Rate control of user data.</li> </ul>
4	MAPDU	O	This feature bit indicates whether the AMF supports Multi-Access PDU session procedures related to Access Traffic Steering, Switching and Splitting (see clauses 4.2.10 and 5.32 of 3GPP TS 23.501 [2]).
5	NPN	O	Non-Public Network  Support of this feature implies support of NPN information and receipt of a Create UE context error response with a binary part during an Inter-AMF N2 Handover.
6	ELCS	O	This feature indicates supports of enhanced LCS, including the capability for the AMF to send an LCS message through the target access type requested by the LMF.
7	ES3XX	M	Extended Support of HTTP 307/308 redirection  An NF Service Consumer (e.g. SMF) that supports this feature shall support handling of HTTP 307/308 redirection for any service operation of the Namf_Communication service. An NF Service Consumer that does not support this feature does only support HTTP redirection as specified for 3GPP Release 15.
8	EAEA	O	EBI and ARP mapping update in EBIAssignment  Support of this feature implies support of updating the mapping of EBI and ARP in EBIAssignment for a QoS flow to which an EBI is already allocated.
9	ProSe	O	This feature indicates the support of UE policy and N2 information provisioning for 5G ProSe.
10	UAV	O	Uncrewed Aerial Vehicle This feature indicates the support of UAV feature at AMF. When this feature is supported at the AMF, the AMF shall perform the UUAA-MM procedure defined in 3GPP TS 23.256 [56].
11	SPAЕ	O	SM Policy Association Events  This feature bit indicates whether the AMF supports the SM Policy Association establishment and termination event notification information handling, i.e. whereby the PCF for UE subscribes to SM Policy Association events to the PCF for SM Policy via the AMF and SMF, as specified in clause 4.3.2.2.1 and clause 4.3.3.2 of 3GPP TS 23.502 [3].
12	eNPN	O	Enhanced support of Non-Public Networks (eNPN)  This feature indicates the AMF supports UE registration for onboarding in an SNPN, see clause 5.30.2.10.2.6 and clause 5.30.2.10.2.7 in 3GPP TS 23.501 [2]).



13	3GA- N3GA-HO	O	Handover between 3GPP and non-3GPP accesses  An AMF and SMF that supports Handover between 3GPP and non-3GPP accesses shall support this feature, i.e. setting the targetAccess IE in N1N2MessageTransfer Request to the old access type when releasing the N2 PDU session resources in the old access (see clauses 5.2.2.3.1.1 and 6.1.6.2.18)
<p>Feature number: The order number of the feature within the supportedFeatures attribute (starting with 1).</p> <p>Feature: A short name that can be used to refer to the bit and to the feature.</p> <p>M/O: Defines if the implementation of the feature is mandatory ("M") or optional ("O").</p> <p>Description: A clear textual description of the feature.</p>			

## 6.1.9 Security

As indicated in 3GPP TS 33.501 [27], the access to the Namf\_Communication API may be authorized by means of the OAuth2 protocol (see IETF RFC 6749 [28]), using the "Client Credentials" authorization grant, where the NRF (see 3GPP TS 29.510 [29]) plays the role of the authorization server.

If OAuth2 authorization is used, an NF Service Consumer, prior to consuming services offered by the Namf\_Communication API, shall obtain a "token" from the authorization server, by invoking the Access Token Request service, as described in 3GPP TS 29.510 [29], clause 5.4.2.2.

**NOTE:** When multiple NRFs are deployed in a network, the NRF used as authorization server is the same NRF that the NF Service Consumer used for discovering the Namf\_Communication service.

The Namf\_Communication API defines scopes for OAuth2 authorization as specified in 3GPP TS 33.501 [27]; it defines a single scope consisting on the name of the service (i.e., "namf-comm"), and it does not define any additional scopes at resource or operation level.

## 6.1.10 HTTP redirection

An HTTP request may be redirected to a different AMF service instance, within the same AMF or a different AMF of an AMF set, e.g. when an AMF service instance is part of an AMF (service) set or when using indirect communications (see 3GPP TS 29.500 [4]). See the ES3XX feature in clause 6.1.8.

An SCP that reselects a different AMF producer instance will return the NF Instance ID of the new AMF producer instance in the 3gpp-Sbi-Producer-Id header, as specified in clause 6.10.3.4 of 3GPP TS 29.500 [4].

If an AMF within an AMF set redirects a service request to a different AMF of the set using an 307 Temporary Redirect or 308 Permanent Redirect status code, the identity of the new AMF towards which the service request is redirected shall be indicated in the 3gpp-Sbi-Target-Nf-Id header of the 307 Temporary Redirect or 308 Permanent Redirect response as specified in clause 6.10.9.1 of 3GPP TS 29.500 [4].

## 6.2 Namf\_EventExposure Service API

### 6.2.1 API URI

The Namf\_EventExposure shall use the Namf\_EventExposure API.

The API URI of the Namf\_EventExposure API shall be:

**{apiRoot}/<apiName>/<apiVersion>/**

The request URI used in HTTP requests from the NF service consumer towards the NF service producer shall have the Resource URI structure defined in clause 4.4.1 of 3GPP TS 29.501 [5], i.e.:

**{apiRoot}/<apiName>/<apiVersion>/<apiSpecificResourceUriPart>**

with the following components:

- The {apiRoot} shall be set as described in 3GPP TS 29.501 [5].
- The <apiName> shall be "namf-evts".
- The <apiVersion> shall be "v1".
- The <apiSpecificResourceUriPart> shall be set as described in clause 6.2.3.

## 6.2.2 Usage of HTTP

### 6.2.2.1 General

HTTP/2, as defined in IETF RFC 7540 [19], shall be used as specified in clause 5 of 3GPP TS 29.500 [4].

HTTP/2 shall be transported as specified in clause 5.3 of 3GPP TS 29.500 [4].

HTTP messages and bodies for the Namf\_EventExposure service shall comply with the OpenAPI [23] specification contained in Annex A.

### 6.2.2.2 HTTP standard headers

#### 6.2.2.2.1 General

The usage of HTTP standard headers shall be supported as specified in clause 5.2.2 of 3GPP TS 29.500 [4].

#### 6.2.2.2.2 Content type

The following content types shall be supported:

- JSON, as defined in IETF RFC 8259 [8], shall be used as content type of the HTTP bodies specified in the present specification as indicated in clause 5.4 of 3GPP TS 29.500 [4].
- The Problem Details JSON Object (IETF RFC 7807 [36]). The use of the Problem Details JSON object in a HTTP response body shall be signalled by the content type "application/problem+json".
- JSON Patch (IETF RFC 6902 [14]). The use of the JSON Patch format in a HTTP request body shall be signalled by the content type "application/json-patch+json".

## 6.2.2.3 HTTP custom headers

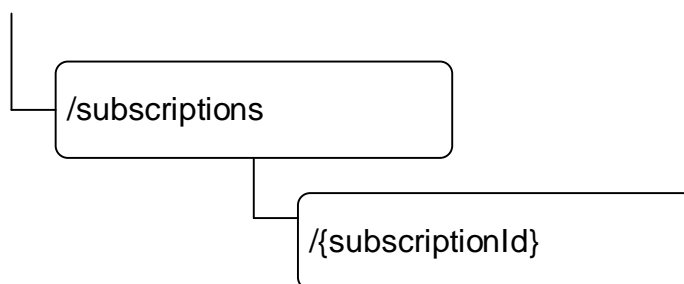
### 6.2.2.3.1 General

In this release of this specification, no custom headers specific to the Namf\_EventExposure service are defined. For 3GPP specific HTTP custom headers used across all service based interfaces, see clause 5.2.3 of 3GPP TS 29.500 [4].

## 6.2.3 Resources

### 6.2.3.1 Overview

{apiRoot}/namf-evts/<apiVersion>



**Figure 6.2.3.1-1: Resource URI structure of the Namf\_EventExposure API**

Table 6.2.3.1-1 provides an overview of the resources and applicable HTTP methods.

**Table 6.2.3.1-1: Resources and methods overview**

Resource name	Resource URI	HTTP method or custom operation	Description
Subscriptions collection	/subscriptions	POST	Mapped to the service operation Subscribe, when to create a subscription
Individual subscription	/{subscriptionId}	PATCH	Mapped to the service operation Subscribe, when to modify
		DELETE	Mapped to the service operation Unsubscribe

## 6.2.3.2 Resource: Subscriptions collection

### 6.2.3.2.1 Description

This resource represents a collection of subscriptions created by NF service consumers of Namf\_EventExposure service.

This resource is modelled as the Collection resource archetype (see clause C.2 of 3GPP TS 29.501 [5]).

### 6.2.3.2.2 Resource Definition

Resource URI: {apiRoot}/namf-evts/<apiVersion>/subscriptions

This resource shall support the resource URI variables defined in table 6.2.3.2.2-1.

**Table 6.2.3.2.2-1: Resource URI variables for this resource**

Name	Data type	Definition
apiRoot	string	See clause 6.2.1
apiVersion	string	See clause 6.2.1.

### 6.2.3.2.3 Resource Standard Methods

#### 6.2.3.2.3.1 POST

This method shall support the URI query parameters specified in table 6.2.3.2.3.1-1.

**Table 6.2.3.2.3.1-1: URI query parameters supported by the POST method on this resource**

Name	Data type	P	Cardinality	Description
n/a				

This method shall support the request data structures specified in table 6.2.3.2.3.1-2 and the response data structures and response codes specified in table 6.2.3.2.3.1-3.

**Table 6.2.3.2.3.1-2: Data structures supported by the POST Request Body on this resource**

Data type	P	Cardinality	Description
AmfCreateEventSubscription	M	1	Describes of an AMF Event Subscription to be created

**Table 6.2.3.2.3.1-3: Data structures supported by the POST Response Body on this resource**

Data type	P	Cardinality	Response codes	Description
AmfCreatedEventSubscription	M	1	201 Created	Represents successful creation of an AMF Event Subscription
RedirectResponse	O	0..1	307 Temporary Redirect	Temporary redirection. The response shall include a Location header field containing a different URI, or the same URI if a request is redirected to the same target resource via a different SCP. In the former case, the URI shall be an alternative URI of the resource located on an alternative service instance within the same AMF or AMF (service) set.
RedirectResponse	O	0..1	308 Permanent Redirect	Permanent redirection. The response shall include a Location header field containing a different URI, or the same URI if a request is redirected to the same target resource via a different SCP. In the former case, the URI shall be an alternative URI of the resource located on an alternative service instance within the same AMF or AMF (service) set.
ProblemDetails	O	0..1	403 Forbidden	Indicates the creation of subscription has failed due to application error.  The "cause" attribute may be used to indicate one of the following application errors:  - UE_NOT_SERVED_BY_AMF
NOTE: The mandatory HTTP error status code for the POST method listed in Table 5.2.7.1-1 of 3GPP TS 29.500 [4] also apply, with response body containing an object of ProblemDetails data type (see clause 5.2.7 of 3GPP TS 29.500 [4]).				

**Table 6.2.3.2.3.1-4: Headers supported by the 201 Response Code on this resource**

Name	Data type	P	Cardinality	Description
Location	string	M	1	Contains the URI of the newly created resource, according to the structure: {apiRoot}/namf-evts/<apiVersion>/subscriptions/{subscriptionId}

**Table 6.2.3.2.3.1-5: Headers supported by the 307 Response Code on this resource**

Name	Data type	P	Cardinality	Description
Location	string	M	1	An alternative URI of the resource located on an alternative service instance within the same AMF or AMF (service) set. Or the same URI, if a request is redirected to the same target resource via a different SCP.
3gpp-Sbi-Target-Nf-Id	string	O	0..1	Identifier of the target NF (service) instance ID towards which the request is redirected

**Table 6.2.3.2.3.1-6: Headers supported by the 308 Response Code on this resource**

Name	Data type	P	Cardinality	Description
Location	string	M	1	An alternative URI of the resource located on an alternative service instance within the same AMF or AMF (service) set. Or the same URI, if a request is redirected to the same target resource via a different SCP.
3gpp-Sbi-Target-Nf-Id	string	O	0..1	Identifier of the target NF (service) instance ID towards which the request is redirected

#### 6.2.3.2.4 Resource Custom Operations

None.

#### 6.2.3.3 Resource: Individual subscription

##### 6.2.3.3.1 Description

This resource represents an individual of subscription created by NF service consumers of Namf\_EventExposure service.

This resource is modelled as the Document resource archetype (see clause C.1 of 3GPP TS 29.501 [5]).

##### 6.2.3.3.2 Resource Definition

Resource URI: {apiRoot}/namf-evts/<apiVersion>/subscriptions/{subscriptionId}

This resource shall support the resource URI variables defined in table 6.2.3.3.2-1.

**Table 6.2.3.3.2-1: Resource URI variables for this resource**

Name	Data type	Definition
apiRoot	string	See clause 6.2.1
apiVersion	string	See clause 6.2.1.
subscriptionId	string	String identifies an individual subscription to the AMF event exposure service

##### 6.2.3.3.3 Resource Standard Methods

###### 6.2.3.3.3.1 PATCH

This method shall support the URI query parameters specified in table 6.2.3.3.3.1-1.

**Table 6.2.3.3.3.1-1: URI query parameters supported by the PATCH method on this resource**

Name	Data type	P	Cardinality	Description
n/a				

This method shall support the request data structures specified in table 6.2.3.3.3.1-2 and the response data structures and response codes specified in table 6.2.3.3.3.1-3.

**Table 6.2.3.3.3.1-2: Data structures supported by the PATCH Request Body on this resource**

Data type	P	Cardinality	Description
array(AmfUpdateEventSubscriptionItem)	M	1..N	Document describes the modification(s) to a AMF Event Subscription
array(AmfUpdateEventOptionItem)	M	1..1	Document describing the modification to the event subscription options (e.g subscription expiry time).

**Table 6.2.3.3.3.1-3: Data structures supported by the PATCH Response Body on this resource**

Data type	P	Cardinality	Response codes	Description
AmfUpdatedEventSubscription	M	1	200 OK	Represents a successful update on AMF Event Subscription
RedirectResponse	O	0..1	307 Temporary Redirect	Temporary redirection. The response shall include a Location header field containing a different URI, or the same URI if a request is redirected to the same target resource via a different SCP. In the former case, the URI shall be an alternative URI of the resource located on an alternative service instance within the same AMF or AMF (service) set.
RedirectResponse	O	0..1	308 Permanent Redirect	Permanent redirection. The response shall include a Location header field containing a different URI, or the same URI if a request is redirected to the same target resource via a different SCP. In the former case, the URI shall be an alternative URI of the resource located on an alternative service instance within the same AMF or AMF (service) set.
ProblemDetails	O	0..1	403 Forbidden	Indicates the modification of subscription has failed due to application error.  The "cause" attribute may be used to indicate one of the following application errors: - UE_NOT_SERVED_BY_AMF
ProblemDetails	O	0..1	404 Not Found	Indicates the modification of subscription has failed due to application error.  The "cause" attribute may be used to indicate one of the following application errors: - SUBSCRIPTION_NOT_FOUND
NOTE: The mandatory HTTP error status code for the PATCH method listed in Table 5.2.7.1-1 of 3GPP TS 29.500 [4] also apply, with response body containing an object of ProblemDetails data type (see clause 5.2.7 of 3GPP TS 29.500 [4]).				

**Table 6.2.3.3.3.1-4: Headers supported by the 307 Response Code on this resource**

Name	Data type	P	Cardinality	Description
Location	string	M	1	An alternative URI of the resource located on an alternative service instance within the same AMF or AMF (service) set. Or the same URI, if a request is redirected to the same target resource via a different SCP.
3gpp-Sbi-Target-Nf-Id	string	O	0..1	Identifier of the target NF (service) instance ID towards which the request is redirected

**Table 6.2.3.3.1-5: Headers supported by the 308 Response Code on this resource**

Name	Data type	P	Cardinality	Description
Location	string	M	1	An alternative URI of the resource located on an alternative service instance within the same AMF or AMF (service) set. Or the same URI, if a request is redirected to the same target resource via a different SCP.
3gpp-Sbi-Target-Nf-Id	string	O	0..1	Identifier of the target NF (service) instance ID towards which the request is redirected

## 6.2.3.3.3.2 DELETE

This method shall support the URI query parameters specified in table 6.2.3.3.3.2-1.

**Table 6.2.3.3.3.2-1: URI query parameters supported by the DELETE method on this resource**

Name	Data type	P	Cardinality	Description
n/a				

This method shall support the request data structures specified in table 6.2.3.3.3.2-2 and the response data structures and response codes specified in table 6.2.3.3.3.2-3.

**Table 6.2.3.3.3.2-2: Data structures supported by the DELETE Request Body on this resource**

Data type	P	Cardinality	Description
n/a			

**Table 6.2.3.3.3.2-3: Data structures supported by the DELETE Response Body on this resource**

Data type	P	Cardinality	Response codes	Description
n/a			204 No Content	
RedirectResponse	O	0..1	307 Temporary Redirect	Temporary redirection. The response shall include a Location header field containing a different URI, or the same URI if a request is redirected to the same target resource via a different SCP. In the former case, the URI shall be an alternative URI of the resource located on an alternative service instance within the same AMF or AMF (service) set.
RedirectResponse	O	0..1	308 Permanent Redirect	Permanent redirection. The response shall include a Location header field containing a different URI, or the same URI if a request is redirected to the same target resource via a different SCP. In the former case, the URI shall be an alternative URI of the resource located on an alternative service instance within the same AMF or AMF (service) set.
ProblemDetails	O	0..1	404 Not Found	Indicates the modification of subscription has failed due to application error.  The "cause" attribute may be used to indicate one of the following application errors: - SUBSCRIPTION_NOT_FOUND.
NOTE: The mandatory HTTP error status code for the DELETE method listed in Table 5.2.7.1-1 of 3GPP TS 29.500 [4] also apply, with response body containing an object of ProblemDetails data type (see clause 5.2.7 of 3GPP TS 29.500 [4]).				

**Table 6.2.3.3.2-4: Headers supported by the 307 Response Code on this resource**

Name	Data type	P	Cardinality	Description
Location	string	M	1	An alternative URI of the resource located on an alternative service instance within the same AMF or AMF (service) set. Or the same URI, if a request is redirected to the same target resource via a different SCP.
3gpp-Sbi-Target-Nf-Id	string	O	0..1	Identifier of the target NF (service) instance ID towards which the request is redirected

**Table 6.2.3.3.2-5: Headers supported by the 308 Response Code on this resource**

Name	Data type	P	Cardinality	Description
Location	string	M	1	An alternative URI of the resource located on an alternative service instance within the same AMF or AMF (service) set. Or the same URI, if a request is redirected to the same target resource via a different SCP.
3gpp-Sbi-Target-Nf-Id	string	O	0..1	Identifier of the target NF (service) instance ID towards which the request is redirected

#### 6.2.3.3.4 Resource Custom Operations

None.

### 6.2.4 Custom Operations without associated resources

There are no custom operations without associated resources supported on Namf\_EventExposure Service.

### 6.2.5 Notifications

#### 6.2.5.1 Void

This clause specifies the notifications provided by the Namf\_EventExposure service.

**Table 6.2.5.1-1: Notifications overview**

Notification	Callback URI	HTTP method or custom operation	Description (service operation)
AMF Event Notification	{eventNotifyUri}	POST	
AMF Event Notification	{subsChangeNotifyUri}	POST	

#### 6.2.5.2 AMF Event Notification

If a NF service consumer has subscribed to an event(s) supported by Namf\_EventExposure service, when AMF aware of a state change of the event, AMF shall create a notification including the event state report, and shall deliver the notification to the call-back URI, following Subscribe/Notify mechanism defined in 3GPP TS 29.501 [5].

##### 6.2.5.2.1 Notification Definition

Call-back URI: {callbackUri}

Call-back URI is provided by NF Service Consumer during creation of the subscription. If the notification is to inform the change of subscription ID and if the "subsChangeNotifyUri" was provided in the AmfEventSubscription, then this



callback URI shall be the "subsChangeNotifyUri" provided in the AmfEventSubscription. Otherwise, this callback URI shall be the "eventNotifyUri" provided in the AmfEventSubscription.

### 6.2.5.2.3 Notification Standard Methods

#### 6.2.5.2.3.1 POST

This method shall support the request data structures specified in table 6.2.5.2.3.1-1 and the response data structures and response codes specified in table 6.2.5.2.3.1-2.

**Table 6.2.5.2.3.1-2: Data structures supported by the POST Request Body**

Data type	P	Cardinality	Description
AmfEventNotification	M	1	Represents the notification to be delivered

**Table 6.2.5.2.3.1-3: Data structures supported by the POST Response Body**

Data type	P	Cardinality	Response codes	Description
n/a			204 No Content	
RedirectResponse	O	0..1	307 Temporary Redirect	Temporary redirection. The NF service consumer shall generate a Location header field containing a URI pointing to the endpoint of another NF service consumer to which the notification should be sent.  If an SCP redirects the message to another SCP then the location header field shall contain the same URI or a different URI pointing to the endpoint of the NF service consumer to which the notification should be sent.
RedirectResponse	O	0..1	308 Permanent Redirect	Permanent redirection. The NF service consumer shall generate a Location header field containing a URI pointing to the endpoint of another NF service consumer to which the notification should be sent.  If an SCP redirects the message to another SCP then the location header field shall contain the same URI or a different URI pointing to the endpoint of the NF service consumer to which the notification should be sent.
NOTE: The mandatory HTTP error status code for the POST method listed in Table 5.2.7.1-1 of 3GPP TS 29.500 [4] also apply, with response body containing an object of ProblemDetails data type (see clause 5.2.7 of 3GPP TS 29.500 [4]).				

**Table 6.2.5.2.3.1-4: Headers supported by the 307 Response Code on this resource**

Name	Data type	P	Cardinality	Description
Location	string	M	1	A URI pointing to the endpoint of the NF service consumer to which the notification should be sent
3gpp-Sbi-Target-Nf-Id	string	O	0..1	Identifier of the target NF (service) instance ID towards which the request is redirected

**Table 6.2.5.2.3.1-5: Headers supported by the 308 Response Code on this resource**

Name	Data type	P	Cardinality	Description
Location	string	M	1	A URI pointing to the endpoint of the NF service consumer to which the notification should be sent
3gpp-Sbi-Target-Nf-Id	string	O	0..1	Identifier of the target NF (service) instance ID towards which the request is redirected

## 6.2.6 Data Model

### 6.2.6.1 General

This clause specifies the application data model supported by the API.

Table 6.2.6.1-1 specifies the data types defined for the Namf\_EventExposure service based interface protocol.

Table 6.2.6.1-1: Namf\_EventExposure specific Data Types

Data type	Clause defined	Description
AmfEventSubscription	6.2.6.2.2	Represents an individual event subscription resource on AMF
AmfEvent	6.2.6.2.3	Describes an event to be subscribed
AmfEventNotification	6.2.6.2.4	Data within an AMF Event Notification request.
AmfEventReport	6.2.6.2.5	Represents a report triggered by a subscribed event type
AmfEventMode	6.2.6.2.6	Describes how the reports shall be generated by a subscribed event
AmfEventState	6.2.6.2.7	Represents the state of a subscribed event
RmInfo	6.2.6.2.8	Represents the registration state of a UE for an access type
CmInfo	6.2.6.2.9	Represents the connection management state of a UE for an access type
CommunicationFailure	6.2.6.2.11	Describes a communication failure detected by AMF
AmfCreateEventSubscription	6.2.6.2.12	Data within a create AMF event subscription request
AmfCreatedEventSubscription	6.2.6.2.13	Data within a create AMF event subscription response
AmfUpdateEventSubscriptionItem	6.2.6.2.14	Document describing the modification(s) to an AMF Event Subscription
AmfUpdatedEventSubscription	6.2.6.2.15	Represents a successful update on an AMF Event Subscription
AmfEventArea	6.2.6.2.16	Represents an area to be monitored by an AMF event.
LadnInfo	6.2.6.2.17	LADN Information
AmfUpdateEventOptionItem	6.2.6.2.18	Document describing the modifications to AMF event subscription options.
5GsUserStateInfo	6.2.6.2.19	Represents the 5GS User state of the UE for an access type
TrafficDescriptor	6.2.6.2.20	Represents the Traffic Descriptor
UEIdExt	6.2.6.2.21	UE Identity
AmfEventSubsSyncInfo	6.2.6.2.22	AMF Event Subscriptions Information for synchronization
AmfEventSubscriptionInfo	6.2.6.2.23	Individual AMF Event Subscription Information
TargetArea	6.2.6.2.24	TA list or TAI range list or any TA
SnsaiTaiMapping	6.2.6.2.25	List of restricted or unrestricted S-NSSAIs per TAI(s)
SupportedSnsai	6.2.6.2.26	Supported S-NSSAIs
UeInAreaFilter	6.2.6.2.27	Describe the filter related to UEs In Area Report event.
IdleStatusIndication	6.2.6.2.28	Represents the idle status indication.
UeAccessBehaviorReportItem	6.2.6.2.29	Report Item for UE Access Behavior Trends event.
UeLocationTrendsReportItem	6.2.6.2.30	Report Item for UE Location Trends event.
DispersionArea	6.2.6.2.31	Dispersion Area
MmTransactionLocationReportItem	6.2.6.2.32	UE MM Transaction Report Item per Location
MmTransactionSliceReportItem	6.2.6.2.33	UE MM Transaction Report Item per Slice
AmfEventType	6.2.6.3.3	Describes the supported event types of Namf_EventExposure Service
AmfEventTrigger	6.2.6.3.4	Describes how AMF should generate the report for the event
LocationFilter	6.2.6.3.5	Describes the supported filters of LOCATION_REPORT event type
UeReachability	6.2.6.3.7	Describes the reachability of the UE
RmState	6.2.6.3.9	Describes the registration management state of a UE
CmState	6.2.6.3.10	Describes the connection management state of a UE
5GsUserState	6.2.6.3.11	Describes the 5GS User State of a UE
LossOfConnectivityReason	6.2.6.3.12	Describes the reason for loss of connectivity
ReachabilityFilter	6.2.6.3.13	Event filter for REACHABILITY_REPORT event type.
UeType	6.2.6.3.14	Describe UE type
AccessStateTransitionType	6.2.6.3.15	Access State Transition Type

Table 6.2.6.1-2 specifies data types re-used by the Namf\_EventExposure service based interface protocol from other specifications, including a reference to their respective specifications and when needed, a short description of their use within the Namf\_EventExposure service based interface.

Table 6.2.6.1-2: Namf\_EventExposure re-used Data Types

Data type	Reference	Comments
Supi	3GPP TS 29.571 [6]	
GroupId	3GPP TS 29.571 [6]	
DurationSec	3GPP TS 29.571 [6]	
Gpsi	3GPP TS 29.571 [6]	
Uri	3GPP TS 29.571 [6]	
Pei	3GPP TS 29.571 [6]	
UserLocation	3GPP TS 29.571 [6]	
Tal	3GPP TS 29.571 [6]	
TimeZone	3GPP TS 29.571 [6]	
AccessType	3GPP TS 29.571 [6]	
Ecgi	3GPP TS 29.571 [6]	EUTRA Cell Identifier
Ncgi	3GPP TS 29.571 [6]	NR Cell Identifier
NfInstanceId	3GPP TS 29.571 [6]	
ProblemDetails	3GPP TS 29.571 [6]	Problem Details
SupportedFeatures	3GPP TS 29.571 [6]	Supported Features
DateTime	3GPP TS 29.571 [6]	
NgApCause	3GPP TS 29.571 [6]	
PresenceInfo	3GPP TS 29.571 [6]	Presence Reporting Area Information
PresenceState	3GPP TS 29.571 [6]	Describes the presence state of the UE to a specified area of interest
Dnn	3GPP TS 29.571 [6]	
Snssai	3GPP TS 29.571 [6]	
DddTrafficDescriptor	3GPP TS 29.571 [6]	Downlink Data Delivery Traffic Descriptor
SamplingRatio	3GPP TS 29.571 [6]	Sampling Ratio.
RedirectResponse	3GPP TS 29.571 [6]	Response body of the redirect response message.
NotificationFlag	3GPP TS 29.571 [6]	Notification flag
ExtSnssai	3GPP TS 29.571 [6]	
N3gaLocation	3GPP TS 29.571 [6]	Non-3GPP Location
ReferenceId	3GPP TS 29.503 [35]	
NsId	3GPP TS 29.531 [18]	NSI ID
NFType	3GPP TS 29.510 [29]	NF type
TaiRange	3GPP TS 29.510 [29]	

## 6.2.6.2 Structured data types

### 6.2.6.2.1 Introduction

Structured data types used in Namf\_EventExposure service are specified in this clause.

6.2.6.2.2 Type: AmfEventSubscription

**Table 6.2.6.2-1: Definition of type AmfEventSubscription**

Attribute name	Data type	P	Cardinality	Description	Applicability
eventList	array(AmfEvent)	M	1..N	Describes the events to be subscribed in subscription request or the events successfully subscribed for this subscription in subscription response.	
eventNotifyUri	Uri	M	1	Identifies the recipient of notifications sent by AMF for this subscription (NOTE 1)	
notifyCorrelationId	string	M	1	Identifies the notification correlation ID. The AMF shall include this ID in the notifications. The value of this IE shall be unique per subscription for a given NF service consumer.	
nflid	NfInstanceId	M	1	Indicates the instance identity of the network function creating the subscription.	
subsChangeNotifyUri	Uri	C	0..1	This IE shall be present if the subscription is created by an NF service consumer on behalf of another NF (e.g UDM creating event subscription at AMF for event notifications towards NEF). When present, this IE identifies the recipient of notifications sent by AMF, for the creation of a new subscription ID, that is considered as a change of subscription ID by the NF service consumer for event subscriptions related to single UE or as the creation of a new subscription Id for event subscriptions related to UE groups (e.g during mobility procedures involving AMF change). (NOTE 3).	
subsChangeNotifyCorrelationId	string	C	0..1	This IE shall be present when an NF Service Consumer (e.g. UDM) is subscribing for events on behalf of another NF Service Consumer (e.g. NEF). When present, this IE shall contain the notification correlation ID. The AMF shall include it in the notifications for the creation of a new subscription ID that is considered as a change of subscription ID by the NF service consumer for event subscriptions related to single UE or as the creation of a new subscription Id for event subscriptions related to UE groups. The value of this IE shall be unique per subscription for a given NF service consumer that is sending this IE. (NOTE 3)..	
supi	Supi	C	0..1	Subscription Permanent Identifier (NOTE 2)	
groupid	GroupId	C	0..1	Identifies a group of UEs. (NOTE 2)	
excludeSupiList	array(Supi)	O	1..N	This IE may be present for a group subscription.  When present, this IE shall carry the SUPI of the group member UE(s) that are excluded from the group subscription.	DGEM
excludeGpsiList	array(Gpsi)	O	1..N	This IE may be present for a group subscription.  When present, this IE shall carry the GPSI of the group member UE(s) that are excluded from the group subscription.	DGEM
includeSupiList	array(Supi)	O	1..N	This IE may be present for a group subscription.  When present, this IE shall carry the SUPI of the group member UE(s) that are included for the group subscription.	DGEM

includeGpsiList	array(Gpsi)	O	1..N	This IE may be present for a group subscription.  When present, this IE shall carry the GPSI of the group member UE(s) that are included for the group subscription.	DGEM
gpsi	Gpsi	C	0..1	Generic Public Subscription Identifier (NOTE 2)	
pei	Pei	C	0..1	Permanent Equipment Identifier (NOTE 2)	
anyUE	boolean	C	0..1	This IE shall be present if the event subscription is applicable to any UE. Default value "FALSE" is used, if not present. The attribute shall be set to "TRUE", when the AMF event type is "SNSSAI_TA_MAPPING_REPORT".  (NOTE 2)	
options	AmfEventMode	O	0..1	This IE may be included if the NF service consumer wants to describe how the reports of the event have to be generated. The absence of this IE, when creating an AMF event subscription or when transferring the UE context to another AMF, shall be interpreted as a "ONE_TIME" AMF event trigger.	
sourceNfType	NfType	C	0..1	This IE should be present for a subscription that is created by an "intermediate NF" (e.g. UDM) on behalf of a "source NF" (e.g. NEF). When present, it shall contain the NF type of the "source NF".	
<p>NOTE 1: When an NF Service Consumer subscribes on behalf of another NF, the Notification URI identifies a resource under the authority of the other NF.</p> <p>NOTE 2: Either information about a single UE (i.e. SUPI, GPSI, PEI) or groupId, or anyUE set to "TRUE" shall be included.</p> <p>NOTE 3: Same values of "subsChangeNotifyUri" and "subsChangeNotifyCorrelationId" shall be provided by an NF service consumer to all the serving AMF if the subscriptions apply to a group and triggered by one subscription from another NF. This allows the NF service consumer to associate the subscription Id creation notifications received from different serving AMFs to the same group Id subscription,</p>					

6.2.6.2.3 Type: AmfEvent

**Table 6.2.6.2.3-1: Definition of type AmfEvent**



Attribute name	Data type	P	Cardinality	Description	Applicability
type	AmfEventType	M	1	Describes the AMF event type to be reported	
immediateFlag	boolean	O	0..1	Indicates if an immediate event report in the subscription response is requested. The report contains the current value / status of the event stored at the time of the subscription in the AMF (NOTE 1). If the flag is not present then immediate reporting shall not be done.	
areaList	array(AmfEventArea)	O	1..N	Identifies the area to be applied.  More than one instance of AmfEventArea IE shall be used only when the AmfEventArea is provided during event subscription for Presence Reporting Area subscription.	
locationFilterList	array(LocationFilter)	O	1..N	Describes the filters to be applied for LOCATION_REPORT event type.  If this attribute is not present in the request, it indicates the change of the TA used by the UE should be reported.	
refId	ReferenceId	O	0..1	Indicates the Reference Id associated with the event. (NOTE 3)	
trafficDescriptorList	array(TrafficDescriptor)	O	1..N	Indicates the filters to be applied for AVAILABILITY_AFTER_DDN_FAILURE event type.	
reportUeReachable	boolean	C	0..1	This IE shall be present and set to value "true" by the source AMF to request the target AMF to notify the subscriber when UE becomes reachable, during inter-AMF mobility procedures.  When present, this IE shall be set as following: <ul style="list-style-type: none"> <li>- true: target AMF shall notify the subscriber when UE becomes reachable</li> <li>- false (default): target AMF shall not notify the subscriber when UE becomes reachable, until next reporting trigger is detected, i.e. DDN failure detected (for AVAILABILITY_AFTER_DDN_FAILURE event) or UE becomes unreachable for downlink traffic (for "UE Reachable for DL Traffic" of REACHABILITY_REPORT event)</li> </ul> This IE only applies to following Event Types: <ul style="list-style-type: none"> <li>- AVAILABILITY_AFTER_DDN_FAILURE</li> <li>- REACHABILITY_REPORT (for "UE Reachable for DL Traffic")</li> </ul>	

reachabilityFilter	ReachabilityFilter	O	0..1	<p>When present, this IE shall indicate the filter to be applied for the REACHABILITY_REPORT event type.</p> <p>If the subscription of REACHABILITY_REPORT is for "UE Reachability Status Change", the AMF shall report current reachability state and subsequent updated reachability state of the UE, when AMF becomes aware of a UE reachability state change between REACHABLE, UNREACHABLE and REGULATORY_ONLY.</p> <p>If the subscription of REACHABILITY_REPORT is for "UE Reachable for DL Traffic", the AMF shall report the "REACHABLE" state, when the UE transitions to CM-CONNECTED mode or when the UE will become reachable for paging, as specified in table 4.15.3.1-1, clauses 4.2.5 and 4.3.3 of 3GPP TS 23.502 [3].</p> <p>If this IE is absent, the subscription of REACHABILITY_REPORT is for "UE Reachability Status Change".</p>
udmDetectInd	boolean	O	0..1	<p>The IE may be present for subscription for "UE Reachable for DL Traffic".</p> <p>When present, this IE shall indicate whether the UE Reachability Event will be detected at UDM (i.e. with Nudm_UECM_Registration) or not:</p> <ul style="list-style-type: none"> <li>- true: UE Reachability will be detected at UDM</li> <li>- false (default) UE Reachability will not be detected at UDM</li> </ul>
maxReports	integer	O	0..1	<p>This IE may be present if the trigger is set to "CONTINUOUS" or "PERIODIC". When present, this IE describes the maximum number of reports that can be generated by the subscribed event.</p> <p>If the AMF event subscription is for a group of UEs, this parameter shall be applied to each individual member UE of the group.</p> <p>If the event subscription is transferred from source AMF to a target AMF, this IE shall contain:</p> <ul style="list-style-type: none"> <li>- the remaining number of reports for the event subscription, in the case of individual UE event subscription; or</li> <li>- the remaining number of reports for the event subscription for this specific UE, in the case of a group event subscription. If the group subscription has not expired and all reports have been sent already for this event, the remaining number of reports shall be set to "0".</li> </ul> <p>(NOTE 2)</p>

presenceInfoList	map(PresenceInfo)	O	1..N	Map of PRA Information, the "prald" attribute within the PresenceInfo data type shall also be the key of the map. The "presenceState" attribute within the PresenceInfo data type shall not be supplied.  When present, the areaList shall be absent.	MPRA
maxResponseTime	DurationSec	C	0..1	This IE shall be present, when the UDM subscribes to "REACHABILITY_REPORT" event for "UE Reachable for DL Traffic" on behalf of the AF and the AF sets the Maximum Response Time in the Monitoring Configuration.  When present, this IE shall indicate the Maximum Response Time configured by the AF.	
targetArea	TargetArea	C	0..1	The IE shall be present for subscription for SNSSAI_TA_MAPPING_REPORT event type.  When present, this IE shall indicate the TAI list to be applied.	
snssaiFilter	array(ExtSnssai)	O	1..N	The IE may be present for subscription for SNSSAI_TA_MAPPING_REPORT event type.  This IE shall be present for subscription of UE_MM_TRANSACTION_REPORT event to receive the UE Mobility Management Transaction numbers based on slices.  When present, this IE shall indicate the SNSSAI list to be applied.  (NOTE 4)	
ueInAreaFilter	UeInAreaFilter	O	0..1	Indicates the filter to be applied for UES_IN_AREA_REPORT event type related to UAVs. When present, this IE shall indicate the list of items to be applied together as filter.	UARF
minInterval	DurationSec	O	0..1	This IE may be present when the NF consumer subscribes to "REACHABILITY_REPORT" event for "UE Reachable for DL Traffic".  When present, this IE indicates the minimal interval to report the event, i.e. when an event is reported, a subsequent event report shall not be sent during the interval.	
nextReport	DateTime	O	0..1	This IE may be present when the event subscription is transferred from source AMF to a target AMF and minInterval is configured for this event.  When present, this IE shall indicate the time point before when a subsequent event report shall be throttled.	
idleStatusInd	boolean	O	0..1	Idle Status Indication request. May be present if type is REACHABILITY_REPORT or AVAILABILITY_AFTER_DDN_FAILURE true: Idle status indication is requested false (default): Idle status indication is not requested	

dispersionArea	DispersionArea a	C	0..1	<p>This IE shall be present for subscription to the UE_MM_TRANSACTION_REPORT event to receive the UE Mobility Management Transaction numbers based on location, or for subscription to the UE_LOCATION_TRENDS event.</p> <p>When present, this IE indicates the target area where the related events to be reported for dispersion analytics. (NOTE x)</p>	
<p>NOTE 1: The current value of the location is the last known location if the immediate report filter request to provide the 3GPP location information down to the Cell-ID or the TAI. An NF Service Consumer willing to only receive the current location shall not set the immediateFlag to true when subscribing to a location event report.</p> <p>NOTE 2: When creating an AMF event subscription with multiple events, the same maximum number of reports shall apply to each event. Accordingly, maxReports in this attribute should not be present when creating an AMF event subscription; if it is present, it shall contain the same value for all events and maxReports in the AmfEventMode shall have precedence over the maxReports in this attribute. maxReports in this attribute and maxReports in the AmfEventMode have different semantics when transferring the event subscription from a source AMF to a target AMF.</p> <p>NOTE 3: Each Monitoring Configuration subscribed via UDM Event Exposure service uses a Reference Id as the key. This IE shall carry the Reference Id when UDM subscribes to the AMF event for the corresponding Monitoring Configuration.</p> <p>NOTE 4: For a subscription to the UE_MM_TRANSACTION_REPORT event, either the snssaiFilter IE or the dispersionArea shall be present. The AMF shall report the UE MM Transaction numbers based on slices or location according to the presence of the IE.</p>					

## 6.2.6.2.4 Type: AmfEventNotification

Table 6.2.6.2.4-1: Definition of type AmfEventNotification

Attribute name	Data type	P	Cardinality	Description	Applicability
notifyCorrelationId	string	C	0..1	<p>This IE shall be included if the notification is not for informing creation of a new subscription Id.</p> <p>This IE shall also be included if the notification is for informing the creation of a new subscription Id and the corresponding event subscription did not contain subsChangeNotifyCorrelationId attribute (see clause 6.2.6.2.2).</p> <p>When present, this IE shall indicate the notification correlation Id provided by the NF service consumer during event subscription. This parameter can be useful if the NF service consumer uses a common call-back URI for multiple subscriptions.</p>	
subsChangeNotifyCorrelationId	string	C	0..1	<p>This IE shall be included if the notification is for informing the creation of a new subscription Id at the AMF and the corresponding event subscription contains the subsChangeNotifyCorrelationId attribute (see clause 6.2.6.2.2).</p> <p>When present, this IE shall be set to the value of the subsChangeNotifyCorrelationId provided during subscription (see clause 6.2.6.2.2).</p>	
reportList	array(AmfEventReport)	C	1..N	<p>This IE shall be present if a event is reported.</p> <p>When present, this IE represents the event reports to be delivered.</p>	
eventSubsSyncInfo	AmfEventSubsSyncInfo	C	0..1	<p>This IE may be present for AMF to initiate event subscription synchronization with UDM during UE mobility procedures.</p> <p>When present, this IE shall contain the information for event subscription synchronization, including all active event subscriptions specifically targeting the UE.</p>	ESSYNC

6.2.6.2.5 Type: AmfEventReport

**Table 6.2.6.2.5-1: Definition of type AmfEventReport**

Attribute name	Data type	P	Cardinality	Description	Applicability
type	AmfEventTy e	M	1	Describes the type of the event which triggers the report	
state	AmfEventStat e	M	1	Describes the state of the event which triggered the report. This IE shall be set to "TRUE" when subscriptionId IE is present.	
timeStamp	DateTime	M	1	This IE shall contain the time at which the event is generated.	
subscriptionId	Uri	C	0..1	<p>This IE shall be included when the event notification is for informing the creation of a subscription Id at the AMF during mobility of a UE across AMFs.</p> <p>When present, this IE shall contain the URI of the created subscription resource at the AMF; this shall contain an absolute URI set to the Resource URI specified in clause 6.2.3.3.2.</p> <p>The type IE shall be set to:</p> <ul style="list-style-type: none"> <li>- SUBSCRIPTION_ID_CHANGE, when the AMF creates a subscription Id for a UE specific event subscription during mobility registration and handover procedures involving an AMF change.</li> <li>- SUBSCRIPTION_ID_ADDITION, when the AMF creates a subscription Id for a group Id specific event subscription during mobility registration and handover procedures involving an AMF change.</li> </ul>	
anyUe	boolean	C	0..1	This IE shall be included and shall be set to "true", if the event subscription is a bulk subscription for number of UEs and the event reported is for one of those UEs.	
supi	Supi	C	0..1	<p>This IE shall be present if available.</p> <p>When present, this IE identifies the SUPI of the UE associated with the report (NOTE 1).</p>	
areaList	array(AmfEve ntArea)	C	1..N	<p>This IE shall be present when the AMF event type is "PRESENCE_IN_AOI_REPORT". When present, this IE represents the specified Area(s) of Interest the UE is currently IN / OUT / UNKNOWN.</p> <p>If the AMF event is subscribed towards a PRA identifier referring to a Set of Core Network predefined Presence Reporting Areas, the AMF shall report both the subscribed PRA Identifier and the additional PRA identifier of the actually individual PRA(s) where the UE is currently IN / OUT, as specified in clause 5.6.11 of 3GPP TS 23.501 [2].</p>	
refId	ReferenceId	C	0..1	<p>This IE shall be present if a Reference Id has previously been associated with the event triggering the report.</p> <p>When present, this IE shall indicate the Reference Id associated with the event which triggers the report.</p>	
gpsi	Gpsi	C	0..1	<p>This IE shall be present if available.</p> <p>When present, this IE identifies the GPSI of the UE associated with the report (NOTE 1).</p>	
pei	Pei	O	0..1	This IE may be included if the event reported is for a particular UE or any UE. This IE identifies the PEI of the UE associated with the report (NOTE 1).	

location	UserLocation	O	0..1	Represents the location information of the UE  This IE shall convey exactly one of the following: - E-UTRA user location - NR user location - Non-3GPP access user location.  If the additionalLocation IE is present, this IE shall contain either an E-UTRA user location or NR user location.	
additionalLocation	UserLocation	O	0..1	This IE shall be present if the "location IE" is present and the AMF reports both a 3GPP user location and a non-3GPP access user location.  When present, this IE shall convey the non-3GPP access user location.	
timezone	TimeZone	O	0..1	Describes the time zone of the UE	
accessTypeList	array(Access Type)	O	1..N	Describes the access type(s) of the UE.  When reporting that the UE is reachable for DL traffic, this IE shall indicate the access type(s) through which the UE is reachable.  This attribute shall be absent if the AMF event type is "SNSSAI_TA_MAPPING_REPORT".	
rmlInfoList	array(RmlInfo)	O	1..N	Describes the registration management state of the UE	
cmlInfoList	array(CmlInfo)	O	1..N	Describes the connection management state of the UE	
reachability	UeReachability	O	0..1	Describes the reachability of the UE	
commFailure	CommunicationFailure	O	0..1	Describes a communication failure for the UE.	
numberOfUes	integer	O	0..1	Represents the number of UEs in the specified area	
5gsUserStateList	array(5GsUserStateInfo)	O	1..N	Represents the 5GS User State of the UE per access type	
typeCode	string	C	0..1	This IE shall be present when the AMF event type is "TYPE_ALLOCATION_CODE_REPORT". When present, this IE represents the Type Allocation code (TAC), to indicate terminal model and vendor information of the UE. Pattern: '^imeitac-[0-9]{8}\$'.	ENA
registrationNumber	integer	C	0..1	This IE shall be present when the AMF event type is "FREQUENT_MOBILITY_REGISTRATION_REPORT". When present, this IE represents the number of the mobility registration procedures during a period identified by the expiry time included in the event subscription request.	ENA
ueldExtList	array(UEIdExt)	C	1..N	This IE shall be present if multiple SUPIs and / or GPSIs need to be included, the AMF event type is "UES_IN_AREA_REPORT" and the subscribing NF indicated support of the ENA feature.  This attribute provides additional SUPIs and / or GPSIs to the supi attribute or gpsi attribute. The ueldExt attribute may be present even if both the supi and gpsi attributes are absent.	ENA



lossOfConnectReason	LossOfConnectivityReason	O	0..1	Describes the reason for loss of connectivity. This IE should be present when the AMF event type is "LOSS_OF_CONNECTIVITY".	
maxAvailabilityTime	DateTime	O	0..1	Indicates the time (in UTC) until which the UE is expected to be reachable.  This IE may be present in REACHABILITY_REPORT event report for "UE Reachable_for DL Traffic".  This information may be used by the SMS Service Center to prioritize the retransmission of pending Mobile Terminated Short Message to UEs using a power saving mechanism (eDRX, PSM etc.).	
snsaiTaiList	array(SnsaiTaiMapping)	C	1..N	This IE shall be present when the AMF event type is "SNSSAI_TA_MAPPING_REPORT". When present, this IE represents the list of supported S-NSSAIs at the TAI(s). It shall also include the indication if S-NSSAI is restricted at the AMF.	
idleStatusIndication	IdleStatusIndication	O	0..1	Idle Status Indication May be present when type is REACHABILITY_REPORT or AVAILABILITY_AFTER_DDN_FAILURE	
ueAccessBehaviorTrends	array(UeAccessBehaviorReportItem)	C	1..N	This IE shall be present to report "UE_ACCESS_BEHAVIOR_TRENDS" event.  When present, this IE shall include the UE access behavior trends within the report period.	
ueLocationTrends	array(UeLocationTrendsReportItem)	C	1..N	This IE shall be present to report "UE_LOCATION_TRENDS" event.  When present, this IE shall include the UE location trends within the report period. (NOTE 2)	
mmTransLocationReportList	array(MmTransactionLocationReportItem)	C	1..N	This IE shall be present to report "UE_MM_TRANSACTION_REPORT" event based on location.  When present, this IE shall include the number of UE MM transactions per location within the report period.	
mmTransSliceReportList	array(MmTransactionSliceReportItem)	C	1..N	This IE shall be present to report "UE_MM_TRANSACTION_REPORT" event based on slices.  When present, this IE shall include the number of UE MM transactions per slice within the report period.	
NOTE 1: If the event report corresponds to an event subscription of a single UE, then the same UE identifier (i.e. SUPI and/or GPSI and/or PEI) received during subscription creation shall be included in the report. If the event report corresponds to an event subscription for group of UEs or any UE, then the SUPI and if available the GPSI shall be included in the event report. SUPI, PEI and GPSI shall not be present in report for UES_IN_AREA_REPORT event type.					
NOTE 2: The items shall be listed in descending order by the value of "duration" attribute.					

6.2.6.2.6 Type: AmfEventMode

**Table 6.2.6.2.6-1: Definition of type AmfEventMode**

Attribute name	Data type	P	Cardinality	Description	Applicability
trigger	AmfEventTrigger	M	1	Describes how the reports are triggered.	
maxReports	integer	C	0..1	<p>This IE shall be present if the trigger is set to "CONTINUOUS". This IE may be present if the trigger is set to "PERIODIC". When present, this IE describes the maximum number of reports that can be generated by each subscribed event in the subscription.</p> <p>If the AMF event subscription is for a list of events, this parameter shall be applied to each individual event in the list.</p> <p>If the AMF event subscription is for a group of UEs, this parameter shall be applied to each individual member UE of the group.</p> <p>If the event subscription is transferred from source AMF to target AMF, this IE shall contain:</p> <ul style="list-style-type: none"> <li>- the remaining number of reports for the event subscription, in the case of individual UE event subscription;</li> <li>- the maximum number of reports for each event of the AMF event subscription for each individual member of the group, in the case of a group event subscription.</li> </ul> <p>(NOTE 1) (NOTE 2)</p>	
expiry	DateTime	C	0..1	<p>This IE shall be included in an event subscription response, if, based on operator policy and taking into account the expiry time included in the request, the AMF needs to include an expiry time.</p> <p>This IE may be included in an event subscription request.</p> <p>When present, this IE shall represent the time after which the subscribed event(s) shall stop generating report and the subscription becomes invalid. If the trigger value included in an event subscription response is "ONE_TIME" and if an event report is included in the subscription response then the value of the expiry included in the response shall be an immediate timestamp.</p> <p>(NOTE 1)</p>	
repPeriod	DurationSec	C	0..1	This IE shall be present if the trigger is set to "PERIODIC". When present, this IE describes the period time for the event reports. If the AMF event subscription is for a group of UEs, this parameter shall be applied to each individual member UE of the group.	
sampRatio	SamplingRatio	O	0..1	<p>This IE may be included in an event subscription request for a group of UEs or any UE to indicate the ratio of the random subset to target UEs. Event reports only relate to the subset.</p> <p>If the AMF event subscription is for a list of AMF event, this parameter shall be applied to each individual event.</p>	

partitioningCriteria	array(PartitioningCriteria)	O	1..N	This IE may be included in an event subscription request for a group of UEs or any UE when sampRatio is provided.  When present, this IE shall define the criteria for determining the UEs for which the sampling ratio shall apply.	
notifFlag	NotificationFlag	O	0..1	Indicates the notification flag, which is used to mute/unmute notifications and to retrieve events stored during a period of muted notifications.	EneNA
NOTE 1: If the AmfEventTrigger is set to "CONTINUOUS", at least one of the "maxReports" and "expiry" attributes shall be included.					
NOTE 2: See NOTE 2 of Table 6.2.6.2.3-1 regarding the precedence between maxReports in AmfEvent and maxReports in this attribute.					

## 6.2.6.2.7 Type: AmfEventState

Table 6.2.6.2.7-1: Definition of type AmfEventState

Attribute name	Data type	P	Cardinality	Description
active	boolean	M	1	Represents the active state of the subscribe event. "TRUE" value indicates the event will continue generating reports; "FALSE" value indicates the event will not generate further report.
remainReports	integer	O	0..1	Represents the number of remain reports to be generated by the subscribed event.
remainDuration	DurationSec	O	0..1	Represents how long the subscribed event will continue generating reports.

## 6.2.6.2.8 Type: RmInfo

Table 6.2.6.2.8-1: Definition of type RmInfo

Attribute name	Data type	P	Cardinality	Description
rmState	RmState	M	1	Describes the registration management state of the UE
accessType	AccessType	M	1	Describes the access type of the UE that applies to the registration management state reported.

## 6.2.6.2.9 Type: CmInfo

Table 6.2.6.2.9-1: Definition of type CmInfo

Attribute name	Data type	P	Cardinality	Description
cmState	CmState	M	1	Describes the Connection management state of the UE
accessType	AccessType	M	1	Describes the access type of the UE that applies to the Connection management state reported.

## 6.2.6.2.10 Void

## 6.2.6.2.11 Type: CommunicationFailure

Table 6.2.6.2.11-1: Definition of type CommunicationFailure

Attribute name	Data type	P	Cardinality	Description
nasReleaseCode	string	O	0..1	Describes the NAS release code for the communication failure. This IE shall be formatted following the regular expression pattern: "^(MM SM)-[0-9]{1,3}\$"  Examples: MM-7 SM-27
ranReleaseCode	NgApCause	O	0..1	Describes the RAN release code for the communication failure. If present, this IE shall contain the decimal value of the NG AP cause code values as specified in 3GPP TS 38.413 [12].

## 6.2.6.2.12 Type: AmfCreateEventSubscription

Table 6.2.6.2.12-1: Definition of type AmfCreateEventSubscription

Attribute name	Data type	P	Cardinality	Description
subscription	AmfEventSubscription	M	1	Represents the AMF Event Subscription resource to be created.
supportedFeatures	SupportedFeatures	C	0..1	This IE shall be present if at least one optional feature defined in clause 6.2.8 is supported.
oldGuami	Guami	C	0..1	This IE shall be present during an AMF planned removal procedure when the NF Service Consumer initiates a request towards the target AMF, for a UE associated to an AMF that is unavailable (see clause 5.21.2.2 of 3GPP TS 23.501 [2]).

## 6.2.6.2.13 Type: AmfCreatedEventSubscription

Table 6.2.6.2.13-1: Definition of type AmfCreatedEventSubscription

Attribute name	Data type	P	Cardinality	Description
subscription	AmfEventSubscription	M	1	Represents the newly created AMF Event Subscription resource.
subscriptionId	Uri	M	1	Represents the URI of the newly created AMF Event Subscription resource. This shall contain an absolute URI set to the Resource URI specified in clause 6.2.3.3.2. (NOTE 2)
reportList	array(AmfEventReport)	O	1..N	Represents the immediate event reports (i.e. the current value / status of the events subscribed), if available (NOTE 1).
supportedFeatures	SupportedFeatures	C	0..1	This IE shall be present if at least one optional feature defined in clause 6.2.8 is supported.
NOTE 1: If the subscription is on behalf of another NF and the NF service consumer has not indicated supporting of IERSR feature (see 6.2.8), then the reports attribute shall be absent.				
NOTE 2: 3GPP TS 23.502 [3] specifies this attribute as "Subscription Correlation ID".				

6.2.6.2.14 Type: AmfUpdateEventSubscriptionItem

**Table 6.2.6.2.14-1: Definition of type AmfUpdateEventSubscriptionItem**

Attribute name	Data type	P	Cardinality	Description	Applicability
op	string	M	1	<p>This IE indicates the patch operation as defined in IETF RFC 6902 [14] to be performed on resource.</p> <p>This IE shall support the following values:</p> <ul style="list-style-type: none"> <li>Enum: "add"</li> <li>Enum: "replace"</li> <li>Enum: "remove"</li> </ul>	
path	string	M	1	<p>This IE contains a JSON pointer value (as defined in IETF RFC 6901 [40]) that references a location of a resource on which the patch operation shall be performed.</p> <p>This IE shall contain the JSON pointer to a valid index of the "/eventList" array in the AMF Event Subscription, formatted with following pattern: '\VeventListV[0-]\$\ VeventListV[1-9][0-9]*\$'</p> <p>Example: "/eventList/0" stands for the first member of the array; "/eventList/10" stands for the 11<sup>th</sup> member of the array; "/eventList/-" stands for a new (non-existent) member after the last existing array element. Only allowed with "add" operation.</p> <p>To update the PRA Information, this IE shall contain the JSON pointer to a valid key of the "/presenceInfoList" object in the AMF Event Subscription, the key shall be formatted as the "prald" attribute within the PresenceInfo data type. Pattern: '\^(VeventListV0 VeventListV[1-9][0-9]*){1}(VpresenceInfoListV0 VpresenceInfoListV[1-9][0-9]*)?\$',</p> <p>Example: "/eventList/10/presenceInfoList/123" stands for the PresenceInfo with PRA ID 123 for the 11<sup>th</sup> member of the array. (NOTE 1)</p> <p>To remove list of group member UE(s) from a group subscription, this IE shall contain the JSON pointer to the "/excludeSupiList" object or "/excludeGpsiList" object in the AMF Event Subscription,</p> <p>Pattern: '^\VeexcludeSupiList VexcludeGpsiList\$', (NOTE 2)</p> <p>To add list of group member UE(s) into a group subscription, this IE shall contain the JSON pointer to the "/includeSupiList" object or "/includeGpsiList" object in the AMF Event Subscription,</p> <p>Pattern: '^\VincludeSupiList VincludeGpsiList\$', (NOTE 3)</p>	

value	AmfEvent	C	0..1	This IE indicates a new AMF event to be added or updated value of an existing AMF event to be modified. It shall be present if the patch operation is "add" or "replace"	
presenceInfo	PresenceInfo	O	0..1	This IE indicates a new PresenceInfo to be added or an existing PresenceInfo to be modified. The "presenceState" attribute within the PresenceInfo data type shall not be supplied.  It shall be present if the patch operation is "add".	MPRA
excludeSupiList	array(Supi)	O	1..N	When present, this IE shall carry the SUPI of the group member UE(s) that are excluded from the group subscription.  This IE shall be present if the path attribute containing JSON pointer to "/excludeSupiList" object and the patch operation is "add" and "replace".	DGEM
excludeGpsiList	array(Gpsi)	O	1..N	When present, this IE shall carry the GPSI of the group member UE(s) that are excluded from the group subscription.  This IE shall be present if the path attribute containing JSON pointer to "/excludeGpsiList" object and the patch operation is "add" and "replace".	DGEM
includeSupiList	array(Supi)	O	1..N	When present, this IE shall carry the SUPI of the group member UE(s) that are included for the group subscription.  This IE shall be present if the path attribute containing JSON pointer to "/includeSupiList" object and the patch operation is "add" and "replace".	DGEM
includeGpsiList	array(Gpsi)	O	1..N	When present, this IE shall carry the GPSI of the group member UE(s) that are included for the group subscription.  This IE shall be present if the path attribute containing JSON pointer to "/includeGpsiList" object and the patch operation is "add" and "replace".	DGEM
<p>NOTE 1: Update of PRA information by extending the schema of the path IE with JSON pointer to a valid key of the "/presenceInfoList" object shall only be used if the AMF supports the MPRA feature.</p> <p>NOTE 2: Remove group member UE(s) by extending the schema of the path IE with JSON pointer to the "/excludeSupiList" object or "/excludeGpsiList" object shall only be used if the AMF supports the DGEM feature.</p> <p>NOTE 3: Add group member UE(s) by extending the schema of the path IE with JSON pointer to the "/includeSupiList" object or "/includeGpsiList" object shall only be used if the AMF supports the DGEM feature.</p>					



## 6.2.6.2.15 Type: AmfUpdatedEventSubscription

**Table 6.2.6.2.15-1: Definition of type AmfUpdatedEventSubscription**

Attribute name	Data type	P	Cardinality	Description
subscription	AmfEventSubscription	M	1	Represents the updated AMF Event Subscription resource.
reportList	array(AmfEventReport)	O	1..N	Represents the immediate event reports (i.e. the current value / status of the events subscribed), if available (NOTE).
NOTE: For newly added AMF event subscription(s) with the immediateFlag attribute set to true, immediate event report(s) of the corresponding AMF event subscription shall be provided if available.				

## 6.2.6.2.16 Type: AmfEventArea

**Table 6.2.6.2.16-1: Definition of type AmfEventArea**

Attribute name	Data type	P	Cardinality	Description	Applicability
presenceInfo	PresenceInfo	C	0..1	This IE shall be present if the Area of Interest subscribed is not a LADN service area (e.g Presence Reporting Area or a list of TAIs / cell Ids) . (See NOTE1, NOTE 2)	
ladnInfo	LadnInfo	C	0..1	This IE shall be present if the Area of Interest subscribed is a LADN service area.	
sNssai	Snsai	O	0..1	When present, it shall contain the associated S-NSSAI of the area.	ENA
nsild	Nsild	O	0..1	When present, this IE shall contain the associated NSI ID of the S-NSSAI.	ENA
NOTE 1: When the AmfEventArea is provided during event subscription, then for UE specific presence reporting area subscription, the prald along with what constitutes that UE specific presence reporting area (i.e. set of Tai and/or set of ecgi and/or set of ncgi and/or set of globalRanNodeId) shall be provided.					
NOTE 2: If the subscription is for a Set of Core Network Predefined Presence Reporting Areas and both the AMF and the NF service consumer support the "APRA" feature, the PRA Identifier for the Set shall be carried in the "prald" IE and the individual PRA identifier shall be carried in the "additionalPrald" IE; if the subscription is for a Set of Core Network Predefined Presence Reporting Areas and the AMF or NF service consumer does not support the "APRA" feature, the individual PRA identifier shall be carried in the "prald" IE and the "additionalPrald" IE shall not be present.					

## 6.2.6.2.17 Type: LadnInfo

**Table 6.2.6.2.17-1: Definition of type LadnInfo**

Attribute name	Data type	P	Cardinality	Description
ladn	string	M	1	Represents the Local Access Data Network DNN. The AMF shall identify the list of tracking areas corresponding to the LADN DNN based on local configuration.
presence	PresenceState	C	0..1	This IE shall be included when the UE presence in area of interest is reported. When present, this IE contains the status of UE presence within the Area of Interest (IN / OUT / UNKNOWN).

## 6.2.6.2.18 Type: AmfUpdateEventOptionItem

Table 6.2.6.2.18-1: Definition of type AmfUpdateEventOptionItem

Attribute name	Data type	P	Cardinality	Description	Applicability
op	string	M	1	This IE indicates the patch operation as defined in IETF RFC 6902 [14] to be performed on resource. This IE shall support the following values: Enum: "replace"	
path	string	M	1	This IE contains a JSON pointer value (as defined in IETF RFC 6901 [40]) that references a location of a resource on which the patch operation shall be performed.  This IE shall contain the JSON pointer to "/options/expiry" attribute of the event subscription resource.  Pattern: "\options\expiry\$"  To update the notifFlag attribute, this IE shall contain the JSON pointer to "/options/notifFlag" attribute of the event subscription resource.  Pattern: "\options/notifFlag\$"	
value	DateTime	M	1	This IE indicates the updated expiry timer value as suggested by the NF service consumer.  For update the notifFlag attribute, it shall contain the Null value. AMF shall ignore the value and not modify the expiry attribute.	
notifFlag	Notification Flag	O	0..1	Indicates the notification flag, which is used to mute/unmute notifications and to retrieve events stored during a period of muted notifications.	EneNA

## 6.2.6.2.19 Type: 5GsUserStateInfo

Table 6.2.6.2.19-1: Definition of type 5GsUserStateInfo

Attribute name	Data type	P	Cardinality	Description
5gsUserState	5GsUserState	M	1	Describes the 5GS user state of the UE
accessType	AccessType	M	1	Describes the access type of the UE that applies to the 5GS user state reported.

## 6.2.6.2.20 Type: TrafficDescriptor

Table 6.2.6.2.20-1: Definition of type TrafficDescriptor

Attribute name	Data type	P	Cardinality	Description
dnn	Dnn	C	0..1	This IE shall be present if it is available. When present, it shall indicate the Data Network Name.
sNssai	Snssai	C	0..1	This IE shall be present if it is available. When present, it shall indicate the associated S-NSSAI for the PDU Session.
dddTrafficDescriptorList	array(DddTrafficDescriptor)	C	1..N	This IE shall be present if it is available. When present, it shall indicate the Traffic Descriptor related to the traffic.

## 6.2.6.2.21 Type: UEIdExt

Table 6.2.6.2.21-1: Definition of type UEIdExt

Attribute name	Data type	P	Cardinality	Description
supi	Supi	C	0..1	This IE shall be present if available.  When present, this IE identifies the SUPI of the UE associated with the report.
gpsi	Gpsi	C	0..1	This IE shall be present if available.  When present, this IE identifies the GPSI of the UE associated with the report.

## 6.2.6.2.22 Type: AmfEventSubsSyncInfo

Table 6.2.6.2.22-1: Definition of type AmfEventSubsSyncInfo

Attribute name	Data type	P	Cardinality	Description	Applicability
subscriptionList	array(AmfEventSubscriptionInfo)	M	1..N	This IE shall contain all active subscriptions in the AMF for the target UE.	

## 6.2.6.2.23 Type: AmfEventSubscriptionInfo

Table 6.2.6.2.23-1: Definition of type AmfEventSubscriptionInfo

Attribute name	Data type	P	Cardinality	Description	Applicability
subId	Uri	M	1	This IE shall contain the URI of the subscription resource of events with Reference Id.	
notifyCorrelationId	string	M	1	This IE shall contain the notification correlation ID of the subscription.	
refIdList	array(ReferenceId)	M	1..N	This IE shall contain the Reference Ids of the events in the subscription, one Reference Id per event.	
oldSubId	Uri	C	0..1	This IE shall be present if new event subscription Id is created in the new AMF, i.e. the event subscription has been retrieved from an old AMF in UE context during EPS to 5GS mobility.  When present, this IE shall include the URI of the subscription resource on the source AMF.	

## 6.2.6.2.24 Type: TargetArea

Table 6.2.6.2.24-1: Definition of type TargetArea

Attribute name	Data type	P	Cardinality	Description
taList	array(Tai)	C	1..N	When present, this IE shall contain the list of TAIs. (NOTE)
taRangeList	array(TaiRange)	C	1..N	When present, this IE shall contain range(s) of TAIs. (NOTE)
anyTa	boolean	C	0..1	This IE shall be present if the event subscription is applicable to any TA. Default value "FALSE" is used, if not present (NOTE)
NOTE: Either information about taList or taRangeList or anyTa set to "TRUE" shall be included.				

## 6.2.6.2.25 Type: SnssaiTaiMapping

**Table 6.2.6.2.25-1: Definition of type SnssaiTaiMapping**

Attribute name	Data type	P	Cardinality	Description
reportingArea	TargetArea	M	1	This IE shall contain the list of TAIs/TAI ranges or anyTa. The taList and taiRangeList shall be absent, and the anyTa shall be set to "TRUE", if the mapping is related to all of the TAs in the AMF.
accessTypeList	array(Access Type)	O	1..N	Describes the access type(s) of the reportingArea.
supportedSnssaiList	array(SupportedSnssai)	C	1..N	This IE shall be present if available.  When present, this IE represents the list of S-NSSAIs (including indication of S-NSSAIs restricted by AMF) at the reportingArea.

## 6.2.6.2.26 Type: SupportedSnssai

**Table 6.2.6.2.26-1: Definition of type SupportedSnssai**

Attribute name	Data type	P	Cardinality	Description
sNssai	ExtSnssai	M	1	This IE shall contain the supported S-NSSAI.
restrictionInd	boolean	O	0..1	If present, this IE shall contain the indication if the S-NSSAI available in sNssai IE is restricted at the AMF.

## 6.2.6.2.27 Type: UeInAreaFilter

**Table 6.2.6.2.27-1: Definition of type UeInAreaFilter**

Attribute name	Data type	P	Cardinality	Description
ueType	UeType	C	0..1	When present, this IE shall contain the list of UE types.  When this IE is received, The AMF shall report the number of UEs with the indicated UE type in the area.
aerialSrvDnnInd	boolean	C	0..1	When present, this IE shall contain an indication of DNN(s) subject to aerial service. Default value "FALSE" is used, if not present. This IE may be set to "TRUE" if the NF service consumer wants to retrieve the number of UEs in the area with established PDU sessions for DNN(s) subject to aerial service.
NOTE: When the value of IE ueType is AERIAL_UE, the IE ueType and IE aerialSrvDnnInd shall be considered with "AND" for filtering.				

## 6.2.6.2.28 Type: IdleStatusIndication

**Table 6.2.6.2.28-1: Definition of type IdleStatusIndication**

Attribute name	Data type	P	Cardinality	Description	Applicability
timeStamp	DateTime	O	0..1	Point in time when the UE returned to Idle	
activeTime	DurationSec	O	0..1	Active Time granted to the UE.	
subsregTimer	DurationSec	O	0..1	Subscribed periodic registration time.	
edrxCycleLength	integer	O	0..1	Contains the eDRX cycle length in milliseconds.	
suggestedNumOfDIP ackets	integer	O	0..1	Suggested number of downlink packets to be buffered	

## 6.2.6.2.29 Type: UeAccessBehaviorReportItem

**Table 6.2.6.2.29-1: Definition of type UeAccessBehaviorReportItem**

Attribute name	Data type	P	Cardinality	Description	Applicability
stateTransitionType	AccessStateT ransitionType	M	1	Indicate the type the state transition behavior.	
spacing	DurationSec	M	1	Indicates the average and variance of the time interval separating two consecutive occurrences of the state transition as indicated by the stateTransitionType IE.	
duration	DurationSec	M	1	Indicate the average and variance of duration in the resulting state as indicated by stateTransitionType IE.	

## 6.2.6.2.30 Type: UeLocationTrendsReportItem

**Table 6.2.6.2.30-1: Definition of type UeLocationTrendsReportItem**

Attribute name	Data type	P	Cardinality	Description	Applicability
tai	Tai	C	0..1	Indicates the TAI where the UE arrived. (NOTE)	
ncgi	Ncgi	C	0..1	Indicates the NR cell where the UE arrived. (NOTE)	
ecgi	Ecgi	C	0..1	Indicates the EUTRAN cell where the UE arrived. (NOTE)	
n3gaLocation	N3gaLocation	C	0..1	Indicates the Non-3GPP location where the UE arrived. (NOTE)	
spacing	DurationSec	M	1	Indicates the average and variance of the time interval separating two consecutive arrivals at the indicated location.	
duration	DurationSec	M	1	Indicate the average and variance of duration of stay in the indicated location.	
timestamp	DateTime	M	1	Indicates the date and time of UE last arrival to the indicated location.	
NOTE: At least one of the "tai", "ncgi", "ecgi" and "n3gaLocation" shall be present.					

## 6.2.6.2.31 Type: DispersionArea

**Table 6.2.6.2.31-1: Definition of type DispersionArea**

Attribute name	Data type	P	Cardinality	Description	Applicability
taiList	array(Tai)	C	1..N	Indicates the TAIs where the UE information to be counted for Dispersion Analytics. (NOTE)	
ncgiList	array(Ncgi)	C	1..N	Indicates the NR cells where the UE information to be counted for Dispersion Analytics. (NOTE)	
ecgiList	array(Ecgi)	C	1..N	Indicates the EUTRAN cells where the UE information to be counted for Dispersion Analytics. (NOTE)	
n3galnd	boolean	C	0..1	Indicates whether that the UE information shall be counted for Non-3GPP access or not.  When present, it should be set as following: - true: The UE information shall be counted for Non-3GPP access. - false (default): the UE information for Non-3GPP access shall not be counted.	
NOTE: One and only one of the "taiList", "ncgiList", "ecgiList" or "n3galnd" shall be present.					

## 6.2.6.2.32 Type: MmTransactionLocationReportItem

**Table 6.2.6.2.32-1: Definition of type MmTransactionLocationReportItem**

Attribute name	Data type	P	Cardinality	Description	Applicability
tai	Tai	C	0..1	Indicates the TAI where the UE MM transactions are counted. (NOTE)	
ncgi	Ncgi	C	0..1	Indicates the NR cell where the UE MM transactions are counted. (NOTE)	
ecgi	Ecgi	C	0..1	Indicates the EUTRAN cell where the UE MM transactions are counted. (NOTE)	
n3gaLocation	N3gaLocation	C	0..1	Indicates the Non-3GPP location where UE MM transactions are counted. (NOTE)	
timestamp	DateTime	M	1	Indicates the timestamp when the UE enters the location.	
transactions	integer	M	1	Totally number of UE MM Transactions counted within the location.	
NOTE: At least one of the "tai", "ncgi" or "ecgi" shall be present.					

## 6.2.6.2.33 Type: MmTransactionSliceReportItem

**Table 6.2.6.2.33-1: Definition of type MmTransactionSliceReportItem**

Attribute name	Data type	P	Cardinality	Description	Applicability
snssai	Snssai	M	1	Indicates the S-NSSAI of the slice where the UE MM Transactions are counted.	
timestamp	DateTime	M	1	Indicates the timestamp when the slice is assigned to the UE. (NOTE)	
transactions	integer	M	1	Totally number of UE MM Transactions counted for the indicated slice.	
NOTE: The timestamps for assigned slices of a UE are not passed between AMFs, i.e. when a UE moves to a new AMF the timestamps for assigned slices of the UE are set to the date and time when the mobility happened in the new AMF.					

## 6.2.6.3 Simple data types and enumerations

## 6.2.6.3.1 Introduction

This clause defines simple data types and enumerations that can be referenced from data structures defined in the previous clauses.

## 6.2.6.3.2 Simple data types

The simple data types defined in table 6.2.6.3.2-1 shall be supported.

**Table 6.2.6.3.2-1: Simple data types**

Type Name	Type Definition	Description

6.2.6.3.3 Enumeration: AmfEventType

**Table 6.2.6.3.3-1: Enumeration AmfEventType**



Enumeration value	Description
"LOCATION_REPORT"	A NF subscribes to this event to receive the Last Known Location or the current Location of a UE or a group of UEs, and Updated Location of the UE or any UE in the group when AMF becomes aware of a location change of the UE.
"PRESENCE_IN_AOI_REPORT"	A NF subscribes to this event to receive the current present state of a UE in a specific Area of Interest (AOI), and notification when a specified UE enters or leaves the specified area. The area could be identified by a TA list, an area ID or specific interest area name like "LADN".
"TIMEZONE_REPORT"	A NF subscribes to this event to receive the current time zone of a UE or a group of UEs, and updated time zone of the UE or any UE in the group when AMF becomes aware of a time zone change of the UE.
"ACCESS_TYPE_REPORT"	A NF subscribes to this event to receive the current access type(s) of a UE or a group of UEs, and updated access type(s) of the UE or any UE in the group when AMF becomes aware of the access type change of the UE.
"REGISTRATION_STATE_REPORT"	A NF subscribes to this event to receive the current registration state of a UE or a group of UEs, and report for updated registration state of a UE or any UE in the group when AMF becomes aware of a registration state change of the UE.
"CONNECTIVITY_STATE_REPORT"	A NF subscribes to this event to receive the current connection management state of a UE or a group of UEs, and report for updated connection management state of a UE or any UE in the group when AMF becomes aware of a connection management state change of the UE.
"REACHABILITY_REPORT"	A NF subscribes to this event to receive the current reachability of a UE or a group of UEs, and report for updated reachability of a UE or any UE in the group when AMF becomes aware of a reachability change of the UE.
"COMMUNICATION_FAILURE_REPORT"	A NF subscribes to this event to receive the Communication failure report of a UE or group of UEs or any UE.
"UES_IN_AREA_REPORT"	A NF subscribes to this event to receive the number of UEs in a specific area.
"SUBSCRIPTION_ID_CHANGE"	This event type is used by the AMF to inform the NF service consumer that the subscription Id for the event subscription is changed (e.g. Subscription Id creation at the target AMF for individual UE level event subscriptions, during mobility registration or handover procedures involving an AMF change). This event needs no explicit subscription form an NF service consumer.
"SUBSCRIPTION_ID_ADDITION"	This event type is used by the AMF to inform the NF service consumer that a new subscription Id is added (e.g creation of an event subscription for a UE group level event subscription at the target AMF, during mobility registration or handover procedures involving AMF change for a UE belonging to a group Id and when such a UE is the first UE of the group registering at the target AMF). This event needs no explicit subscription form the NF service consumer.

"LOSS_OF_CONNECTIVITY"	An NF subscribes to this event to receive the event report of a UE or group of UEs when AMF detects that a target UE is no longer reachable for either signalling or user plane communication. Such condition is identified when Mobile Reachable timer expires in the AMF (see 3GPP TS 23.501 [2]), when the UE detaches and when AMF deregisters from UDM for an active UE. If the UE is already not reachable for either signalling or user plane communication when the event is subscribed, the AMF reports the event directly.
"5GS_USER_STATE_REPORT"	A NF subscribes to this event to receive the 5GS user state of a UE.
"AVAILABILITY_AFTER_DDN_FAILURE"	A NF subscribes to this event to be notified about the Availability of a UE after a DDN failure.
"TYPE_ALLOCATION_CODE_REPORT"	A NF subscribes to this event to receive the TAC of a UE or group of UEs.
"FREQUENT_MOBILITY_REGISTRATION_REPORT"	A NF subscribes to this event to receive the number of mobility registration procedures during a period of a UE or group of UEs.
"SNSSAI_TA_MAPPING_REPORT"	A NF subscribes to this event to receive the related access type and the list of supported S-NSSAIs (including indication of S-NSSAIs restricted by AMF) at the TAI(s).
"UE_ACCESS_BEHAVIOR_TRENDS"	A NF subscribes to this event to receive the UE access behavior trends (e.g. access type change, handover, etc.) during a period for a UE or a group of UEs, as specified in clause 4.15.4.2 of 3GPP TS 23.502 [3].
"UE_LOCATION_TRENDS"	A NF subscribes to this event to receive the UE Location Trends within a period for a UE or a group of UEs, as specified in clause 4.15.4.2 of 3GPP TS 23.502 [3].
"UE_MM_TRANSACTION_REPORT"	A NF subscribes to this event to receive the Total Number of Mobility Management transactions during a period for a UE or a group of UEs, as specified in clause 5.2.2.3.1 of 3GPP TS 23.502 [3].

#### 6.2.6.3.4 Enumeration: AmfEventTrigger

**Table 6.2.6.3.4-1: Enumeration AmfEventTrigger**

Enumeration value	Description
"ONE_TIME"	Defines that AMF should generate report for the event only once. After reporting, the subscription to this event will be terminated.
"CONTINUOUS"	Defines that AMF should continuously generate reports for the event, until the subscription to this event ends, due to end of report duration or up to the maximum number of reports or the event being unsubscribed explicitly
"PERIODIC"	Defines that AMF should periodically generate reports for the event, until the subscription to this event ends, due to end of report duration or up to the maximum number of reports or the event being unsubscribed explicitly.

## 6.2.6.3.5 Enumeration: LocationFilter

**Table 6.2.6.3.5-1: Enumeration LocationFilter**

Enumeration value	Description
"TAI"	Indicates any change of the TA used by the UE should be reported
"CELL_ID"	Indicates any change of the Cell used by the UE should be reported
"RAN_NODE"	Indicates any change of the RAN node serving the UE shall be reported.
"N3IWF"	Indicates any change of the N3IWF node used by the UE should be reported
"UE_IP"	Indicates any change of the UE local IP address should be reported
"UDP_PORT"	Indicates any change of local UDP port used by the UE reported
"TNAP_ID"	Indicates any change of the TNAP ID used by the UE should be reported
"GLI"	Indicates any change of the Global Line Id used by the UE should be reported
"TWAP_ID"	Indicates any change of the TWAP ID used by the UE should be reported

## 6.2.6.3.6 Void

## 6.2.6.3.7 Enumeration: UeReachability

**Table 6.2.6.3.7-1: Enumeration UeReachability**

Enumeration value	Description
"UNREACHABLE"	Indicates the UE is not reachable, e.g. when the Mobile Reachable Timer in AMF expires.
"REACHABLE"	Indicates the UE is reachable for services and downlink traffic.
"REGULATORY_ONLY"	Indicates the UE is reachable only for Regulatory Prioritized Service as the UE is in Not Allowed Areas.

## 6.2.6.3.8 Void

## 6.2.6.3.9 Enumeration: RmState

**Table 6.2.6.3.9-1: Enumeration RmState**

Enumeration value	Description
"REGISTERED"	Indicates the UE in RM-REGISTERED state
"DEREGISTERED"	Indicates the UE in RM-DEREGISTERED state

## 6.2.6.3.10 Enumeration: CmState

**Table 6.2.6.3.10-1: Enumeration CmState**

Enumeration value	Description
"IDLE"	Indicates the UE is in CM-IDLE state
"CONNECTED"	Indicates the UE is in CM-CONNECTED state

## 6.2.6.3.11 Enumeration: 5GsUserState

**Table 6.2.6.3.11-1: Enumeration 5GsUserState**

Enumeration value	Description
"DEREGISTERED"	Indicates the UE in RM-DEREGISTERED state
"CONNECTED_NOT_REACHABLE_FOR_PAGING"	Indicates the UE is in the RM-REGISTERED state in 5GS and the UE is not reachable for paging.
"CONNECTED_REACHABLE_FOR_PAGING"	Indicates the UE is in the RM-REGISTERED state in 5GS and the UE is reachable for paging.
"NOT_PROVIDED_FROM_AMF"	Indicates that the 5GS User State cannot be retrieved from the AMF (NOTE)
NOTE: This value is not sent by AMF (it may be sent by UDM to HSS).	

## 6.2.6.3.12 Enumeration: LossOfConnectivityReason

**Table 6.2.6.3.12-1: Enumeration LossOfConnectivityReason**

Enumeration value	Description
"DEREGISTERED"	Indicates the UE is deregistered.
"MAX_DETECTION_TIME_EXPIRED"	Indicates the mobile reachable timer is expired.
"PURGED"	Indicates the UE is purged.

## 6.2.6.3.13 Enumeration: ReachabilityFilter

**Table 6.2.6.3.13-1: Enumeration ReachabilityFilter**

Enumeration value	Description
"UE_REACHABILITY_STATUS_CHANGE"	Indicates subscription for "UE Reachability Status Change".
"UE_REACHABLE_DL_TRAFFIC"	Indicates subscription for "UE Reachable for DL Traffic".

## 6.2.6.3.14 Enumeration: UeType

**Table 6.2.6.3.14-1: Enumeration UeType**

Enumeration value	Description
"AERIAL_UE"	Indicates the UE is an Aerial UE

## 6.2.6.3.15 Enumeration: AccessStateTransitionType

**Table 6.2.6.3.15-1: Enumeration AccessStateTransitionType**

Enumeration value	Description
"ACCESS_TYPE_CHANGE_3GPP"	Indicates that the UE's access type has changed to 3GPP access.
"ACCESS_TYPE_CHANGE_N3GPP"	Indicates that the UE's access type has changed to non-3GPP access.
"RM_STATE_CHANGE_DEREGISTERED"	Indicates that the UE's RM state has change to RM-DEREGISTERED.
"RM_STATE_CHANGE_REGISTERED"	Indicates that the UE's RM state has change to RM-REGISTERED.
"CM_STATE_CHANGE_IDLE"	Indicates that the UE's CM state has change to CM-IDLE.
"CM_STATE_CHANGE_CONNECTED"	Indicates that the UE's CM state has change to CM-CONNECTED
"HANDOVER"	Indicates that the UE has performed a successful handover.
"MOBILITY_REGISTRATION_UPDATE"	Indicates that the UE has performed a successful mobility registration update.

## 6.2.6.4 Binary data

None.

## 6.2.7 Error Handling

## 6.2.7.1 General

HTTP error handling shall be supported as specified in clause 5.2.4 of 3GPP TS 29.500 [4].

## 6.2.7.2 Protocol Errors

Protocol Error Handling shall be supported as specified in clause 5.2.7 of 3GPP TS 29.500 [4].

## 6.2.7.3 Application Errors

The common application errors defined in the Table 5.2.7.2-1 in 3GPP TS 29.500 [4] may also be used for the Namf\_EventExposure service, and the following application errors listed in Table 6.2.7.3-1 are specific for the Namf\_EventExposure service.

**Table 6.2.7.3-1: Application errors**

Application Error	HTTP status code	Description
UE_NOT_SERVED_BY_AMF	403 Forbidden	Indicates the creation or the modification of a subscription has failed due to an application error when the UE is not served by the AMF.
UNSPECIFIED	403 Forbidden	The request is rejected due to unspecified reasons.
SUBSCRIPTION_NOT_FOUND	404 Not Found	Indicates the modification of subscription has failed due to an application error when the subscription is not found in the AMF.

## 6.2.8 Feature Negotiation

The feature negotiation mechanism specified in clause 6.6 of 3GPP TS 29.500 [4] shall be used to negotiate the optional features applicable between the AMF and the NF Service Consumer, for the Namf\_EventExposure service, if any.

The NF Service Consumer shall indicate the optional features it supports for the Namf\_EventExposure service, if any, by including the supportedFeatures attribute in payload of the HTTP Request Message for subscription resource creation.

The AMF shall determine the supported features for the service operations as specified in clause 6.6 of 3GPP TS 29.500 [4] and shall indicate the supported features by including the supportedFeatures attribute in payload of the HTTP response for subscription resource creation.

The syntax of the supportedFeatures attribute is defined in clause 5.2.2 of 3GPP TS 29.571 [6].

The following features are defined for the Namf\_EventExposure service:

**Table 6.2.8-1: Features of supportedFeatures attribute used by Namf\_EventExposure service**

Feature Number	Feature	M/O	Description
1	ENA	O	Enablers for Network Automation for 5G  An AMF and an NF that support this feature shall support the procedures specified in 3GPP TS 23.288 [38].
2	APRA	O	Additional Presence Reporting Area  An AMF that supports this feature shall support subscription of "PRESENCE_IN_AOI_REPORT" event with a Set of Core Network Predefined Presence Reporting Areas and generating event report including both PRA Set ID and additional PRA ID referring to an individual PRA in the Set.  An NF service consumer that supports this feature shall support receiving "PRESENCE_IN_AOI_REPORT" event with additional PRA ID referring to an individual PRA in the Set.
3	ESSYNC	O	Event Subscription Synchronization  An AMF and UDM that supports this feature shall support the event subscription synchronization procedure, as specified in clause 5.3.2.4.2.
4	ES3XX	M	Extended Support of HTTP 307/308 redirection  An NF Service Consumer (e.g. NEF) that supports this feature shall support handling of HTTP 307/308 redirection for any service operation of the Namf_EventExposure service. An NF Service Consumer that does not support this feature does only support HTTP redirection as specified for 3GPP Release 15.
5	MPRA	O	Map type PRA information  Support of this feature implies support of map type presenceInfoList during subscription creation and support of PresenceInfo modification during subscription modification (see clauses 6.2.6.2.3 and 6.2.6.2.14).
6	EneNA	O	Enhancement of Enablers for Network Automation for 5G  An AMF and an NF that support this feature shall support the enhancement of network data analytics specified in 3GPP TS 23.288 [38].
7	DGEM	O	Dynamic Group-based Event Monitoring  An AMF supporting this feature shall allow the NF consumer to remove list of group member UE(s) for a group-based event monitoring subscription (see clause 5.3.2.2.4).
8	UARF	O	UEs in Area Report Filter  This feature indicates the support of enhanced filter for UEs-In-Area-Report event. When this feature is supported at the AMF, the AMF shall apply additional filters provided in ueInAreaFilter IE.
9	IERSR	O	Immediate Event Report in Subscription Creation Response for Subscriptions on behalf of another NF  An NF consumer (e.g. UDM) supporting this feature shall be able to handle the immediate event reports in the Subscription Creation Response for subscriptions on behalf of another NF, as specified in clause 5.3.2.2.2.
<p>Feature number: The order number of the feature within the supportedFeatures attribute (starting with 1).</p> <p>Feature: A short name that can be used to refer to the bit and to the feature.</p> <p>M/O: Defines if the implementation of the feature is mandatory ("M") or optional ("O").</p> <p>Description: A clear textual description of the feature.</p>			

## 6.2.9 Security

As indicated in 3GPP TS 33.501 [27], the access to the Namf\_EventExposure API may be authorized by means of the OAuth2 protocol (see IETF RFC 6749 [28]), using the "Client Credentials" authorization grant, where the NRF (see 3GPP TS 29.510 [29]) plays the role of the authorization server.

If OAuth2 authorization is used, an NF Service Consumer, prior to consuming services offered by the Namf\_EventExposure API, shall obtain a "token" from the authorization server, by invoking the Access Token Request service, as described in 3GPP TS 29.510 [29], clause 5.4.2.2.

NOTE: When multiple NRFs are deployed in a network, the NRF used as authorization server is the same NRF that the NF Service Consumer used for discovering the Namf\_EventExposure service.

The Namf\_EventExposure API defines scopes for OAuth2 authorization as specified in 3GPP TS 33.501 [27]; it defines a single scope consisting on the name of the service (i.e., "namf-evts"), and it does not define any additional scopes at resource or operation level.

## 6.2.10 HTTP redirection

An HTTP request may be redirected to a different AMF service instance, within the same AMF or a different AMF of an AMF set, e.g. when an AMF service instance is part of an AMF (service) set or when using indirect communications (see 3GPP TS 29.500 [4]). See the ES3XX feature in clause 6.2.8.

An SCP that reselects a different AMF producer instance will return the NF Instance ID of the new AMF producer instance in the 3gpp-Sbi-Producer-Id header, as specified in clause 6.10.3.4 of 3GPP TS 29.500 [4].

If an AMF within an AMF set redirects a service request to a different AMF of the set using an 307 Temporary Redirect or 308 Permanent Redirect status code, the identity of the new AMF towards which the service request is redirected shall be indicated in the 3gpp-Sbi-Target-Nf-Id header of the 307 Temporary Redirect or 308 Permanent Redirect response as specified in clause 6.10.9.1 of 3GPP TS 29.500 [4].

## 6.3 Namf\_MT Service API

### 6.3.1 API URI

The Namf\_MT shall use the Namf\_MT API.

The API URI of the Namf\_MT API shall be:

**{apiRoot}/<apiName>/<apiVersion>/**

The request URI used in HTTP requests from the NF service consumer towards the NF service producer shall have the Resource URI structure defined in clause 4.4.1 of 3GPP TS 29.501 [5], i.e.:

**{apiRoot}/<apiName>/<apiVersion>/<apiSpecificResourceUriPart>**

with the following components:

- The {apiRoot} shall be set as described in 3GPP TS 29.501 [5].
- The <apiName> shall be "namf-nt".
- The <apiVersion> shall be "v1".
- The <apiSpecificResourceUriPart> shall be set as described in clause 6.3.3.



## 6.3.2 Usage of HTTP

### 6.3.2.1 General

HTTP/2, as defined in IETF RFC 7540 [19], shall be used as specified in clause 5 of 3GPP TS 29.500 [4].

HTTP/2 shall be transported as specified in clause 5.3 of 3GPP TS 29.500 [4].

HTTP messages and bodies for the Namf\_MT service shall comply with the OpenAPI [23] specification contained in Annex A.

### 6.3.2.2 HTTP standard headers

#### 6.3.2.2.1 General

The usage of HTTP standard headers shall be supported as specified in clause 5.2.2 of 3GPP TS 29.500 [4].

#### 6.3.2.2.2 Content type

The following content types shall be supported:

- JSON, as defined in IETF RFC 8259 [8], shall be used as content type of the HTTP bodies specified in the present specification as indicated in clause 5.4 of 3GPP TS 29.500 [4].
- The Problem Details JSON Object (IETF RFC 7807 [36]). The use of the Problem Details JSON object in a HTTP response body shall be signalled by the content type "application/problem+json".

### 6.3.2.3 HTTP custom headers

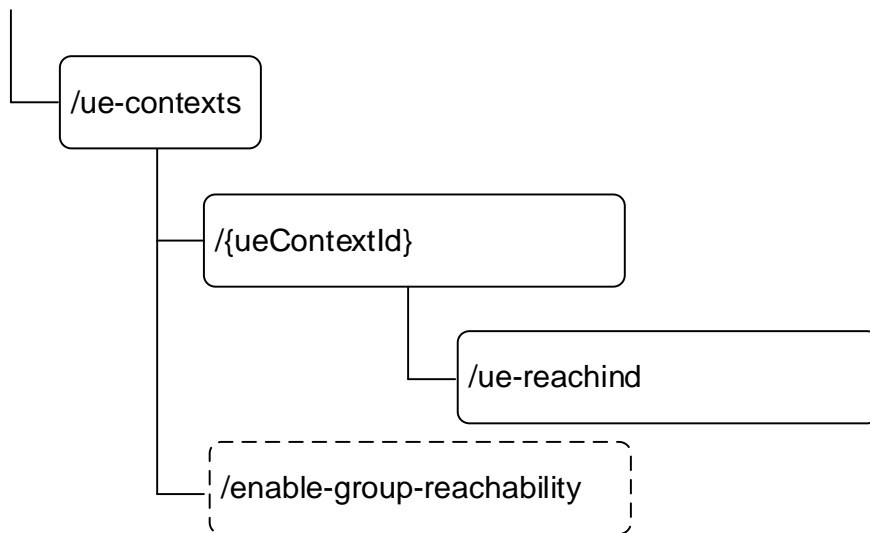
#### 6.3.2.3.1 General

In this release of this specification, no custom headers specific to the Namf\_MT service are defined. For 3GPP specific HTTP custom headers used across all service based interfaces, see clause 5.2.3 of 3GPP TS 29.500 [4].

### 6.3.3 Resources

#### 6.3.3.1 Overview

//{apiRoot}/namf-mt/<apiVersion>



**Figure 6.3.3.1-1: Resource URI structure of the Namf\_MT Service API**

Table 6.3.3.1-1 provides an overview of the resources and applicable HTTP methods.

**Table 6.3.3.1-1: Resources and methods overview**

Resource name	Resource URI	HTTP method or custom operation	Description
ueReachInd	/ue-contexts/{ueContextId}/ue-reachind	PUT	Update the ueReachInd to UE Reachable
ueContext	/ue-contexts/{ueContextId}	GET	Map to following service operation: - ProvideDomainSelectionInfo
ueContexts collection	/ue-contexts/enable-group-reachability	enable-group-reachability (POST)	Update the state of the list of UEs to CM-CONNECTED state

#### 6.3.3.2 Resource: ueReachInd

##### 6.3.3.2.1 Description

This resource represents the ueReachInd for a SUPI.

This resource is modelled as the Document resource archetype (see clause C.1 of 3GPP TS 29.501 [5]).

##### 6.3.3.2.2 Resource Definition

Resource URI: {apiRoot}/namf-mt/<apiVersion>/ue-contexts/{ueContextId}/ue-reachind

This resource shall support the resource URI variables defined in table 6.3.3.2.2-1.

**Table 6.3.3.2.2-1: Resource URI variables for this resource**

Name	Data type	Definition
apiRoot	string	See clause 6.3.1
apiVersion	string	See clause 6.3.1.
ueContextId	Supi	Represents the Subscription Permanent Identifier (see 3GPP TS 23.501 [2] clause 5.9.2) pattern: see pattern of type Supi in 3GPP TS 29.571 [6]

### 6.3.3.2.3 Resource Standard Methods

#### 6.3.3.2.3.1 PUT

This method shall support the URI query parameters specified in table 6.3.3.2.3.1-1.

**Table 6.3.3.2.3.1-1: URI query parameters supported by the PUT method on this resource**

Name	Data type	P	Cardinality	Description
n/a				

This method shall support the request data structures specified in table 6.3.3.2.3.1-2 and the response data structures and response codes specified in table 6.3.3.2.3.1-3.

**Table 6.3.3.2.3.1-2: Data structures supported by the PUT Request Body on this resource**

Data type	P	Cardinality	Description
EnableUeReachabilityReqData	M	1	Contain the State of the UE, the value shall be set to UE Reachable.

Table 6.3.3.2.3.1-3: Data structures supported by the PUT Response Body on this resource

Data type	P	Cardinality	Response codes	Description
EnableUeReachabilityRspData	M	1	200 OK	Indicate the ueReachInd is updated to UE Reachable.
RedirectResponse	O	0..1	307 Temporary Redirect	<p>When the related UE context is not fully available at the target NF Service Producer (e.g. AMF) during a planned maintenance case (e.g. AMF planned maintenance without UDSF case) the "cause" attribute may be used to include the following application error:</p> <ul style="list-style-type: none"> <li>- NF_CONSUMER_REDIRECT_ONE_TXN</li> </ul> <p>See table 6.3.7.3-1 for the description of these errors</p> <p>The Location header of the response shall be set to the URI of the resource located on an alternative service instance within the same AMF or AMF (service) set to which the request is redirected.</p> <p>If an SCP redirects the message to another SCP then the location header field shall contain the same URI or a different URI pointing to the endpoint of the NF service producer to which the request should be sent.</p>
RedirectResponse	O	0..1	308 Permanent Redirect	<p>Permanent redirection. The response shall include a Location header field containing a different URI, or the same URI if a request is redirected to the same target resource via a different SCP. In the former case, the URI shall be an alternative URI of the resource located on an alternative service instance within the same AMF or AMF (service) set.</p>
ProblemDetailsEnableUeReachability	O	0..1	403 Forbidden	<p>The "cause" attribute may be used to indicate one of the following application errors:</p> <ul style="list-style-type: none"> <li>- UNABLE_TO_PAGE_UE</li> <li>- UNSPECIFIED</li> <li>- UE_IN_NON_ALLOWED_AREA</li> </ul> <p>See table 6.3.7.3-1 for the description of this error.</p>
ProblemDetails	O	0..1	404 Not Found	<p>When the related UE is not found in the NF Service Producer (e.g. AMF) the "cause" attribute shall be set to:</p> <ul style="list-style-type: none"> <li>- CONTEXT_NOT_FOUND</li> </ul> <p>See table 6.3.7.3-1 for the description of these errors</p>
ProblemDetails	O	0..1	409 Conflict	<p>The "cause" attribute may be used to indicate the following application error:</p> <ul style="list-style-type: none"> <li>- REJECTION_DUE_TO_PAGING_RESTRICTION</li> </ul> <p>See table 6.3.7.3-1 for the description of this error.</p>
ProblemDetails	O	0..1	503 Service Unavailable	<p>The "cause" attribute may be used to indicate one of the errors defined in Table 5.2.7.2-1 of 3GPP TS 29.500 [4].</p> <p>The HTTP header field "Retry-After" shall not be included in this scenario.</p>
ProblemDetailsEnableUeReachability	O	0..1	504 Gateway Timeout	<p>The "cause" attribute may be used to indicate one of the following application errors:</p> <ul style="list-style-type: none"> <li>- UE_NOT_RESPONDING</li> </ul> <p>See table 6.3.7.3-1 for the description of this error.</p>
NOTE: The mandatory HTTP error status code for the PUT method listed in Table 5.2.7.1-1 of 3GPP TS 29.500 [4] also apply, with response body containing an object of ProblemDetails data type (see clause 5.2.7 of 3GPP TS 29.500 [4]).				

**Table 6.3.3.2.3.1-4: Headers supported by the 307 Response Code on this resource**

Name	Data type	P	Cardinality	Description
Location	string	M	1	The URI of the resource located on an alternative service instance within the same AMF or AMF (service) set to which the request is redirected. Or the same URI, if a request is redirected to the same target resource via a different SCP.
3gpp-Sbi-Target-Nf-Id	string	O	0..1	Identifier of the target NF (service) instance ID towards which the request is redirected

**Table 6.3.3.2.3.1-5: Headers supported by the 308 Response Code on this resource**

Name	Data type	P	Cardinality	Description
Location	string	M	1	An alternative URI of the resource located on an alternative service instance within the same AMF or AMF (service) set. Or the same URI, if a request is redirected to the same target resource via a different SCP.
3gpp-Sbi-Target-Nf-Id	string	O	0..1	Identifier of the target NF (service) instance ID towards which the request is redirected

#### 6.3.3.2.4 Resource Custom Operations

There is no custom operation supported on this resource.

### 6.3.3.3 Resource: ueContext

#### 6.3.3.3.1 Description

This resource represents the UeContext for a UE.

This resource is modelled as the Document resource archetype (see clause C.1 of 3GPP TS 29.501 [5]).

#### 6.3.3.3.2 Resource Definition

Resource URI: {apiRoot}/namf-mt/<apiVersion>/ue-contexts/{ueContextId}

This resource shall support the resource URI variables defined in table 6.3.3.3.2-1.

**Table 6.3.3.3.2-1: Resource URI variables for this resource**

Name	Data type	Definition
apiRoot	string	See clause 6.3.1
apiVersion	string	See clause 6.3.1.
ueContextId	Supi	Represents the Subscription Permanent Identifier (see 3GPP TS 23.501 [2] clause 5.9.2) pattern: see pattern of type Supi in 3GPP TS 29.571 [6]

#### 6.3.3.3.3 Resource Standard Methods

##### 6.3.3.3.3.1 GET

This method shall support the URI query parameters specified in table 6.3.3.3.3.1-1.

**Table 6.3.3.3.1-1: URI query parameters supported by the GET method on this resource**

Name	Data type	P	Cardinality	Description
info-class	UeContextInfoClass	M	1	Indicates the class of the UE Context information elements to be fetched.
supported-features	SupportedFeatures	C	0..1	This IE shall be present if at least one optional feature defined in clause 6.3.8 is supported.
old-guami	Guami	C	0..1	This IE shall be present during an AMF planned removal procedure when the NF Service Consumer initiates a request towards the target AMF, for a UE associated to an AMF that is unavailable (see clause 5.21.2.2 of 3GPP TS 23.501 [2]).

This method shall support the request data structures specified in table 6.3.3.3.1-2 and the response data structures and response codes specified in table 6.3.3.3.1-3.

**Table 6.3.3.3.1-2: Data structures supported by the GET Request Body on this resource**

Data type	P	Cardinality	Description
n/a			

**Table 6.3.3.3.1-3: Data structures supported by the GET Response Body on this resource**

Data type	P	Cardinality	Response codes	Description
UeContextInfo	M	1	200 OK	This represents the operation is successful and request UE Context information is returned.
RedirectResponse	O	0..1	307 Temporary Redirect	When the related UE context is not fully available at the target NF Service Consumer (e.g. AMF) during a planned maintenance case (e.g. AMF planned maintenance without UDSF case) the "cause" attribute shall be set to: <ul style="list-style-type: none"> <li>- NF_CONSUMER_REDIRECT_ONE_TXN</li> </ul> See table 6.3.7.3-1 for the description of these errors  The Location header of the response shall be set to the URI of the resource located on an alternative service instance within the same AMF or AMF (service) set to which the request is redirected.  If an SCP redirects the message to another SCP then the location header field shall contain the same URI or a different URI pointing to the endpoint of the NF service producer to which the request should be sent.
RedirectResponse	O	0..1	308 Permanent Redirect	Permanent redirection. The response shall include a Location header field containing a different URI, or the same URI if a request is redirected to the same target resource via a different SCP. In the former case, the URI shall be an alternative URI of the resource located on an alternative service instance within the same AMF or AMF (service) set.
ProblemDetails	O	0..1	403 Forbidden	Indicates the operation has failed due to application error.  The "cause" attribute may be used to indicate one of the following application errors: <ul style="list-style-type: none"> <li>- UNABLE_TO_PAGE_UE</li> <li>- UE_DEREGISTERED</li> <li>- UNSPECIFIED</li> </ul> See table 6.3.7.3-1 for the description of these errors.
ProblemDetails	O	0..1	404 Not Found	Indicates the operation has failed due to application error. The "cause" attribute may be used to indicate one of the following application errors: <ul style="list-style-type: none"> <li>- CONTEXT_NOT_FOUND</li> </ul> See table 6.3.7.3-1 for the description of these errors
ProblemDetails	O	0..1	409 Conflict	This indicates that the request could not be completed due to a temporary conflict with the current state of the target resource.  The cause attribute of the ProblemDetails structure shall be set to: <ul style="list-style-type: none"> <li>- TEMPORARY_REJECT_REGISTRATION_ONGOING, if there is an on-going registration procedure.</li> </ul>
NOTE: The mandatory HTTP error status code for the GET method listed in Table 5.2.7.1-1 of 3GPP TS 29.500 [4] also apply, with response body containing an object of ProblemDetails data type (see clause 5.2.7 of 3GPP TS 29.500 [4]).				

**Table 6.3.3.3.1-4: Headers supported by the 307 Response Code on this resource**

Name	Data type	P	Cardinality	Description
Location	string	M	1	The URI of the resource located on the target NF Service Consumer (e.g. AMF) to which the request is redirected. Or the same URI, if a request is redirected to the same target resource via a different SCP.
3gpp-Sbi-Target-Nf-Id	string	O	0..1	Identifier of the target NF (service) instance ID towards which the request is redirected

**Table 6.3.3.3.1-5: Headers supported by the 308 Response Code on this resource**

Name	Data type	P	Cardinality	Description
Location	string	M	1	An alternative URI of the resource located on an alternative service instance within the same AMF or AMF (service) set. Or the same URI, if a request is redirected to the same target resource via a different SCP.
3gpp-Sbi-Target-Nf-Id	string	O	0..1	Identifier of the target NF (service) instance ID towards which the request is redirected

#### 6.3.3.3.4 Resource Custom Operations

There is no custom operation supported on this resource.

#### 6.3.3.4 Resource: ueContexts collection

##### 6.3.3.4.1 Description

This resource represents the collection of the individual UeContexts created in the AMF.

This resource is modelled as the Collection resource archetype (see clause C.2 of 3GPP TS 29.501 [5]).

##### 6.3.3.4.2 Resource Definition

Resource URI: **{apiRoot}/namf-mt/<apiVersion>/ue-contexts**

This resource shall support the resource URI variables defined in table 6.3.3.4.2-1.

**Table 6.3.3.4.2-1: Resource URI variables for this resource**

Name	Data type	Definition
apiRoot	string	See clause 6.3.1
apiVersion	string	See clause 6.3.1.

#### 6.3.3.4.3 Resource Standard Methods

There is no standard operation supported on this resource.

#### 6.3.3.4.4 Resource Custom Operations

##### 6.3.3.4.4.1 Overview

**Table 6.3.3.4.4.1-1: Custom operations**

Operation Name	Custom operation URI	Mapped HTTP method	Description
enable-group-reachability	/ue-contexts/enable-group-reachability	POST	Enable Group Reachability service operation

##### 6.3.3.4.4.2 Operation: enable-group-reachability

###### 6.3.3.4.4.2.1 Description

###### 6.3.3.4.4.2.2 Operation Definition

This custom operation updates the state of the list of UEs to CM-CONNECTED state.



This operation shall support the request data structures specified in table 6.3.3.4.4.2.2-1 and the response data structure and response codes specified in table 6.3.3.4.4.2.2-2.

**Table 6.3.3.4.4.2.2-1: Data structures supported by the POST Request Body on this resource**

Data type	P	Cardinality	Description
EnableGroupReachabilityReqData	M	1	Contain the list of UEs involved in the MBS Session identified by the related TMGI.

**Table 6.3.3.4.4.2.2-2: Data structures supported by the POST Response Body on this resource**

Data type	P	Cardinality	Response codes	Description
EnableGroupReachabilityRspData	M	1	200 OK	Successful response indicating the list of UEs in CM-CONNECTED state if any, and indicating the supported features.
RedirectResponse	O	0..1	307 Temporary Redirect	Temporary redirection. The response shall include a Location header field containing a different URI, or the same URI if a request is redirected to the same target resource via a different SCP. In the former case, the URI shall be an alternative URI of the resource located on an alternative service instance within the same AMF or AMF (service) set.
RedirectResponse	O	0..1	308 Permanent Redirect	Permanent redirection. The response shall include a Location header field containing a different URI, or the same URI if a request is redirected to the same target resource via a different SCP. In the former case, the URI shall be an alternative URI of the resource located on an alternative service instance within the same AMF or AMF (service) set.
ProblemDetails	O	0..1	404 Not Found	When none of the UEs in the list of UEs are found in the AMF, the "cause" attribute shall be set to: - CONTEXT_NOT_FOUND  See table 6.3.7.3-1 for the description of these errors
ProblemDetails	O	0..1	503 Service Unavailable	The "cause" attribute may be used to indicate one of the errors defined in Table 5.2.7.2-1 of 3GPP TS 29.500 [4].
NOTE: The mandatory HTTP error status code for the POST method listed in Table 5.2.7.1-1 of 3GPP TS 29.500 [4] also apply, with response body containing an object of ProblemDetails data type (see clause 5.2.7 of 3GPP TS 29.500 [4]).				

**Table 6.3.3.4.4.2.2-3: Headers supported by the 307 Response Code on this resource**

Name	Data type	P	Cardinality	Description
Location	string	M	1	The URI of the resource located on an alternative service instance within the same AMF or AMF (service) set to which the request is redirected. Or the same URI, if a request is redirected to the same target resource via a different SCP.
3gpp-Sbi-Target-Nf-Id	string	O	0..1	Identifier of the target NF (service) instance ID towards which the request is redirected

**Table 6.3.3.4.4.2-4: Headers supported by the 308 Response Code on this resource**

Name	Data type	P	Cardinality	Description
Location	string	M	1	An alternative URI of the resource located on an alternative service instance within the same AMF or AMF (service) set. Or the same URI, if a request is redirected to the same target resource via a different SCP.
3gpp-Sbi-Target-Nf-Id	string	O	0..1	Identifier of the target NF (service) instance ID towards which the request is redirected

## 6.3.4 Custom Operations without associated resources

There are no custom operations without associated resources supported on Namf\_MT service.

## 6.3.5 Notifications

### 6.3.5.1 General

This clause specifies the notifications provided by the Namf\_MT service.

**Table 6.3.5.1-1: Notifications overview**

Notification	Callback URI	HTTP method or custom operation	Description (service operation)
UE Reachability Info Notify	{reachabilityNotifyUri}	POST	

### 6.3.5.2 UE Reachability Info Notify

If a NF service consumer has implicitly subscribed to the UE Reachability Info Notify supported by Namf\_MT service, the AMF shall deliver the notification to the call-back URI for the UE(s) which are reachable or do not respond to paging, following Subscribe/Notify mechanism defined in 3GPP TS 29.501 [5].

#### 6.3.5.2.1 Notification Definition

Call-back URI: {callbackUri}

This callback URI shall be the "reachabilityNotifyUri" provided in the "EnableGroupReachabilityReqData" IE.

#### 6.3.5.2.3 Notification Standard Methods

##### 6.3.5.2.3.1 POST

This method shall support the request data structures specified in table 6.3.5.2.3.1-1 and the response data structures and response codes specified in table 6.3.5.2.3.1-2.

**Table 6.3.5.2.3.1-2: Data structures supported by the POST Request Body**

Data type	P	Cardinality	Description
ReachabilityNotification Data	M	1	Represents the notification to be delivered

**Table 6.3.5.2.3.1-3: Data structures supported by the POST Response Body**

Data type	P	Cardinality	Response codes	Description
n/a			204 No Content	
RedirectResponse	O	0..1	307 Temporary Redirect	Temporary redirection. The NF service consumer shall generate a Location header field containing a URI pointing to the endpoint of another NF service consumer to which the notification should be sent.  If an SCP redirects the message to another SCP then the location header field shall contain the same URI or a different URI pointing to the endpoint of the NF service consumer to which the notification should be sent.
RedirectResponse	O	0..1	308 Permanent Redirect	Permanent redirection. The NF service consumer shall generate a Location header field containing a URI pointing to the endpoint of another NF service consumer to which the notification should be sent.  If an SCP redirects the message to another SCP then the location header field shall contain the same URI or a different URI pointing to the endpoint of the NF service consumer to which the notification should be sent.
NOTE: The mandatory HTTP error status code for the POST method listed in Table 5.2.7.1-1 of 3GPP TS 29.500 [4] also apply, with response body containing an object of ProblemDetails data type (see clause 5.2.7 of 3GPP TS 29.500 [4]).				

**Table 6.3.5.2.3.1-4: Headers supported by the 307 Response Code on this resource**

Name	Data type	P	Cardinality	Description
Location	string	M	1	A URI pointing to the endpoint of the NF service consumer to which the notification should be sent
3gpp-Sbi-Target-Nf-Id	string	O	0..1	Identifier of the target NF (service) instance ID towards which the request is redirected

**Table 6.3.5.2.3.1-5: Headers supported by the 308 Response Code on this resource**

Name	Data type	P	Cardinality	Description
Location	string	M	1	A URI pointing to the endpoint of the NF service consumer to which the notification should be sent
3gpp-Sbi-Target-Nf-Id	string	O	0..1	Identifier of the target NF (service) instance ID towards which the request is redirected

## 6.3.6 Data Model

### 6.3.6.1 General

This clause specifies the application data model supported by the API.

Table 6.3.6.3-1 specifies the data types defined for the Namf\_MT service based interface protocol.

**Table 6.3.6.3-1: Namf\_MT specific Data Types**

Data type	Clause defined	Description
EnableUeReachabilityReqData	6.3.6.2.2	Data within the Enable UE Reachability Request
EnableUeReachabilityRspData	6.3.6.2.3	Data within the Enable UE Reachability Response
UeContextInfo	6.3.6.2.4	Contains the UE Context Information
ProblemDetailsEnableUeReachability	6.3.6.2.5	Enable UE Reachability Error Detail
AdditionInfoEnableUeReachability	6.3.6.2.6	Additional information to be returned in EnableUeReachability error response.
EnableGroupReachabilityReqData	6.3.6.2.7	Data within the Enable Group Reachability Request
EnableGroupReachabilityRspData	6.3.6.2.8	Data within the Enable Group Reachability Response
UeInfo	6.3.6.2.9	list of UEs requested to be made reachable for the MBS Session
ReachabilityNotificationData	6.3.6.2.10	Data within the UE Reachability Info Notify
ReachableUeInfo	6.3.6.2.11	Contains the reachable UE Information
UeContextInfoClass	6.3.6.3.3	Indicates the UE Context information class

Table 6.3.6.3-2 specifies data types re-used by the Namf\_MT service based interface protocol from other specifications, including a reference to their respective specifications and when needed, a short description of their use within the Namf\_MT service based interface.

**Table 6.3.6.3-2: Namf\_MT re-used Data Types**

Data type	Reference	Comments
ProblemDetails	3GPP TS 29.571 [6]	Common data type used in response bodies
supportedFeatures	3GPP TS 29.571 [6]	Supported Features
AccessType	3GPP TS 29.571 [6]	Access Type
RatType	3GPP TS 29.571 [6]	RAT Type
DurationSec	3GPP TS 29.571 [6]	
RedirectResponse	3GPP TS 29.571 [6]	Response body of the redirect response message.
Supi	3GPP TS 29.571 [6]	SUPI
Tmgi	3GPP TS 29.571 [6]	TMGI
PduSessionId	3GPP TS 29.571 [6]	PDU Session Id
Uri	3GPP TS 29.571 [6]	URI
UserLocation	3GPP TS 29.571 [6]	User Location Information
MbsServiceAreaInfo	3GPP TS 29.571 [6]	MBS Service Area Information for a Location dependent MBS session
UeReachability	6.2.6.3.7	Describes the reachability of the UE

## 6.3.6.2 Structured data types

### 6.3.6.2.1 Introduction

Structured data types used in Namf\_MT service are specified in this clause.

## 6.3.6.2.2 Type: EnableUeReachabilityReqData

**Table 6.3.6.3.2-1: Definition of type EnableUeReachabilityReqData**

Attribute name	Data type	P	Cardinality	Description
reachability	UeReachability	M	1	Indicates the desired reachability of the UE
supportedFeatures	SupportedFeatures	C	0..1	This IE shall be present if at least one optional feature defined in clause 6.3.8 is supported.
oldGuami	Guami	C	0..1	This IE shall be present during an AMF planned removal procedure when the NF Service Consumer initiates a request towards the target AMF, for a UE associated to an AMF that is unavailable (see clause 5.21.2.2 of 3GPP TS 23.501 [2]).
extBufSupport	boolean	C	0..1	This IE shall be present and set to "true", if the extended buffering is supported (see clauses 4.24.2 and clause 4.25.5 of 3GPP TS 23.502 [3]),  When present, the IE shall be set as following: - true: the extended buffering is supported - false (default): the extended buffering is not supported

## 6.3.6.2.3 Type: EnableUeReachabilityRspData

**Table 6.3.6.2.3-1: Definition of type EnableUeReachabilityRspData**

Attribute name	Data type	P	Cardinality	Description
reachability	UeReachability	M	1	Indicates the current reachability of the UE
supportedFeatures	SupportedFeatures	C	0..1	This IE shall be present if at least one optional feature defined in clause 6.3.8 is supported.

6.3.6.2.4 Type: UeContextInfo

**Table 6.3.6.2.3-1: Definition of type UeContextInfo**

Attribute name	Data type	P	Cardinality	Description
supportVoPS	boolean	C	0..1	This IE shall be present when following UE Context Information class are required: - "TADS"  When present, this IE shall indicate whether or not IMS voice over PS Session is supported in the registration area (s) where the UE is currently registered in 3GPP access.
supportVoPSn3gpp	boolean	C	0..1	This IE shall be present when the UE is registered in WLAN non 3GPP access and the following UE Context Information class are required: - "TADS"  When present, this IE shall indicate whether or not IMS voice over PS Session Supported Indication over non-3GPP access is supported in the WLAN where the UE is currently registered.
lastActTime	DateTime	C	0..1	This IE shall be present when following UE Context Information class are required: - "TADS"  When present, this IE shall indicate the time stamp of the last radio contact with the UE.
accessType	AccessType	C	0..1	This IE shall be present when following UE Context Information class are required: - "TADS"  When present, this IE shall indicate the current access type of the UE.
ratType	RatType	C	0..1	This IE shall be present when following UE Context Information class are required: - "TADS"  When present, this IE shall indicate the current RAT type of the UE.
supportedFeatures	SupportedFeatures	C	0..1	This IE shall be present if at least one optional feature defined in clause 6.3.8 is supported.

6.3.6.2.5 Type: ProblemDetailsEnableUeReachability

**Table 6.3.6.2.5-1: Definition of type ProblemDetailsEnableUeReachability as a list of to be combined data**

Data type	Cardinality	Description	Applicability
ProblemDetails	1	Detail information of the problem	
AdditionInfoEnableUeReachability	1	Additional information to be returned in error response.	

6.3.6.2.6 Type: AdditionInfoEnableUeReachability

**Table 6.3.6.2.6-1: Definition of type AdditionInfoEnableUeReachability**

Attribute name	Data type	P	Cardinality	Description
maxWaitingTime	DurationSec	C	0..1	This IE shall contain the estimated maximum wait time (see clauses 4.24.2 and clause 4.25.5 of 3GPP 23.502 [3]).

## 6.3.6.2.7 Type: EnableGroupReachabilityReqData

**Table 6.3.6.2.7-1: Definition of type EnableGroupReachabilityReqData**

Attribute name	Data type	P	Cardinality	Description
ueList	array(UeInfo)	M	1..N	This IE shall indicate the list of UEs requested to be made reachable for the MBS Session and may indicate the PDU Session Id of the associated PDU Session for the UE(s).
tmgi	Tmgi	M	1	This IE shall Indicate the TMGI of the MBS session.
reachabilityNotifyUri	Uri	O	0..1	The callback URI on which UEReachabilityInfoNotify is reported.
mbsServiceAreaInfoList	array(MbsServiceAreaInfo)	O	1..N	List of MBS Service Area and related Area Session ID for location dependent content.
arp	Arp	O	0..1	This IE when present shall indicate the most demanding Allocation and Retention Priority of all MBS QoS Flow within the MBS session. The AMF may use this IE for paging differentiation (see clause 6.12 of 3GPP TS 23.247 [55]).
5qi	5Qi	O	0..1	This IE when present shall indicate the most demanding 5QI of all MBS QoS Flow within the MBS session. The AMF may use this IE for paging differentiation (see clause 6.12 of 3GPP TS 23.247 [55]).
supportedFeatures	SupportedFeatures	C	0..1	This IE shall be present if at least one optional feature defined in clause 6.3.8 is supported.

## 6.3.6.2.8 Type: EnableGroupReachabilityRspData

**Table 6.3.6.2.8-1: Definition of type EnableGroupReachabilityRspData**

Attribute name	Data type	P	Cardinality	Description
ueConnectedList	array(Supi)	C	1..N	This IE shall be present if there is at least one UE in the list of UEs received in the request that is already in CM-CONNECTED state. When present, this IE shall indicate the list of UEs in CM-CONNECTED state.
supportedFeatures	SupportedFeatures	C	0..1	This IE shall be present if at least one optional feature defined in clause 6.3.8 is supported.

## 6.3.6.2.9 Type: UeInfo

**Table 6.3.6.2.9-1: Definition of type UeInfo**

Attribute name	Data type	P	Cardinality	Description
ueList	array(Supi)	M	1..N	This IE shall indicate the list of UEs requested to be made reachable for the MBS Session.
pduSessionId	PduSessionId	O	0..1	Represents the identifier of the associated PDU Session for the UEs in ueList IE.

## 6.3.6.2.10 Type: ReachabilityNotificationData

**Table 6.3.6.2.10-1: Definition of type ReachabilityNotificationData**

Attribute name	Data type	P	Cardinality	Description
reachableUeList	array(ReachableUeInfo)	C	1..N	This IE shall indicate the list of reachable UEs.
unreachableUeList	array(Supi)	C	1..N	This IE shall Indicate the list of unreachable UEs.

## 6.3.6.2.11 Type: ReachableUeInfo

**Table 6.3.6.2.11-1: Definition of type ReachableUeInfo**

Attribute name	Data type	P	Cardinality	Description
ueList	array(Supi)	M	1..N	This IE shall indicate the list of reachable UEs.
userLocation	UserLocation	C	0..1	This IE shall Indicate the User Location of the reachable UEs.

## 6.3.6.3 Simple data types and enumerations

## 6.3.6.3.1 Introduction

This clause defines simple data types and enumerations that can be referenced from data structures defined in the previous clauses.

## 6.3.6.3.2 Simple data types

The simple data types defined in table 6.3.6.3.2-1 shall be supported.

**Table 6.3.6.3.2-1: Simple data types**

Type Name	Type Definition	Description

## 6.3.6.3.3 Enumeration: UeContextInfoClass

**Table 6.3.6.3.3-1: Enumeration UeContextInfoClass**

Enumeration value	Description
"TADS"	Defines the UE Context Information for Terminating Domain Selection for IMS Voice over PS.

## 6.3.6.4 Binary data

None.

## 6.3.7 Error Handling

## 6.3.7.1 General

HTTP error handling shall be supported as specified in clause 5.2.4 of 3GPP TS 29.500 [4].

## 6.3.7.2 Protocol Errors

Protocol Error Handling shall be supported as specified in clause 5.2.7 of 3GPP TS 29.500 [4].

## 6.3.7.3 Application Errors

The common application errors defined in the Table 5.2.7.2-1 in 3GPP TS 29.500 [4] may also be used for the Namf\_MT service, and the following application errors listed in Table 6.3.7.3-1 are specific for the Namf\_MT service.



Table 6.3.7.3-1: Application errors

Application Error	HTTP status code	Description
NF_CONSUMER_REDIRECT_ONE_TXN	307 Temporary Redirect	The request has been asked to be redirected to a specified target.
UNABLE_TO_PAGE_UE	403 Forbidden	AMF is unable page the UE, temporarily.
UE_IN_NON_ALLOWED_AREA	403 Forbidden	UE is currently in a non-allowed area and the service request is not for a regulatory prioritized service.
UE_DEREGISTERED	403 Forbidden	The user is in RM-DEREGISTERED state in the AMF.
UNSPECIFIED	403 Forbidden	The request is rejected due to unspecified reasons.
CONTEXT_NOT_FOUND	404 Not Found	The related UE is not found in the NF Service Consumer.
TEMPORARY_REJECT_REGISTRATION_ONGOING	409 Conflict	The request fails due to an on-going registration procedure.
REJECTION_DUE_TO_PAGING_RESTRICTION	409 Conflict	If Paging Restriction Information restrict the EnableUEReachability request from causing paging as defined in 3GPP TS 23.501 [2] clause 5.38.5 or if the UE rejects the paging as defined in 3GPP TS 23.501 [2] clause 5.38.4.
UE_NOT_RESPONDING	504 Gateway Timeout	UE is not responding to the request initiated by the network, e.g. Paging.

## 6.3.8 Feature Negotiation

The feature negotiation mechanism specified in clause 6.6 of 3GPP TS 29.500 [4] shall be used to negotiate the optional features applicable between the AMF and the NF Service Consumer, for the Namf\_MT service, if any.

The NF Service Consumer shall indicate the optional features it supports for the Namf\_MT service, if any, by including the supportedFeatures attribute in payload of the HTTP Request Message for following service operations:

- EnableUEReachability, as specified in clause 5.4.2.2;
- ProvideDomainSelectionInfo, as specified in clause 5.4.2.3;
- EnableGroupReachability, as specified in clause 5.4.2.4.

The AMF shall determine the supported features for the service operations as specified in clause 6.6 of 3GPP TS 29.500 [4] and shall indicate the supported features by including the supportedFeatures attribute in payload of the HTTP response for the service operation.

The syntax of the supportedFeatures attribute is defined in clause 5.2.2 of 3GPP TS 29.571 [6].

The following features are defined for the Namf\_MT service.

**Table 6.3.8-1: Features of supportedFeatures attribute used by Namf\_MT service**

Feature Number	Feature	M/O	Description
1	ES3XX	M	Extended Support of HTTP 307/308 redirection  An NF Service Consumer (e.g. SMSF) that supports this feature shall support handling of HTTP 307/308 redirection for any service operation of the Namf_MT service. An NF Service Consumer that does not support this feature does only support HTTP redirection as specified for 3GPP Release 15.
2	GRCAP	O	Group Reachability Capability  An AMF and SMF that supports this feature shall support the EnableGroupReachability and UEReachabilityInfoNotify service operations, as specified in clause 5.4.2.4 and clause 5.4.2.5.
Feature number: The order number of the feature within the supportedFeatures attribute (starting with 1). Feature: A short name that can be used to refer to the bit and to the feature. M/O: Defines if the implementation of the feature is mandatory ("M") or optional ("O"). Description: A clear textual description of the feature.			

## 6.3.9 Security

As indicated in 3GPP TS 33.501 [27], the access to the Namf\_MT API may be authorized by means of the OAuth2 protocol (see IETF RFC 6749 [28]), using the "Client Credentials" authorization grant, where the NRF (see 3GPP TS 29.510 [29]) plays the role of the authorization server.

If OAuth2 authorization is used, an NF Service Consumer, prior to consuming services offered by the Namf\_MT API, shall obtain a "token" from the authorization server, by invoking the Access Token Request service, as described in 3GPP TS 29.510 [29], clause 5.4.2.2.

**NOTE:** When multiple NRFs are deployed in a network, the NRF used as authorization server is the same NRF that the NF Service Consumer used for discovering the Namf\_MT service.

The Namf\_MT API defines scopes for OAuth2 authorization as specified in 3GPP TS 33.501 [27]; it defines a single scope consisting on the name of the service (i.e., "namf-mt"), and it does not define any additional scopes at resource or operation level.

## 6.3.10 HTTP redirection

An HTTP request may be redirected to a different AMF service instance, within the same AMF or a different AMF of an AMF set, e.g. when an AMF service instance is part of an AMF (service) set or when using indirect communications (see 3GPP TS 29.500 [4]). See the ES3XX feature in clause 6.3.8.

An SCP that reselects a different AMF producer instance will return the NF Instance ID of the new AMF producer instance in the 3gpp-Sbi-Producer-Id header, as specified in clause 6.10.3.4 of 3GPP TS 29.500 [4].

If an AMF within an AMF set redirects a service request to a different AMF of the set using an 307 Temporary Redirect or 308 Permanent Redirect status code, the identity of the new AMF towards which the service request is redirected shall be indicated in the 3gpp-Sbi-Target-Nf-Id header of the 307 Temporary Redirect or 308 Permanent Redirect response as specified in clause 6.10.9.1 of 3GPP TS 29.500 [4].

## 6.4 Namf\_Location Service API

### 6.4.1 API URI

The Namf\_Location shall use the Namf\_Location API.

The API URI of the Namf\_Location API shall be:

**{apiRoot}/<apiName>/<apiVersion>/**

The request URI used in HTTP requests from the NF service consumer towards the NF service producer shall have the Resource URI structure defined in clause 4.4.1 of 3GPP TS 29.501 [5], i.e.:

**{apiRoot}/<apiName>/<apiVersion>/<apiSpecificResourceUriPart>**

with the following components:

- The {apiRoot} shall be set as described in 3GPP TS 29.501 [5].
- The <apiName> shall be "namf-loc".
- The <apiVersion> shall be "v1".
- The <apiSpecificResourceUriPart> shall be set as described in clause 6.4.3.

### 6.4.2 Usage of HTTP

#### 6.4.2.1 General

HTTP/2, as defined in IETF RFC 7540 [19], shall be used as specified in clause 5 of 3GPP TS 29.500 [4].

HTTP/2 shall be transported as specified in clause 5.3 of 3GPP TS 29.500 [4].

HTTP messages and bodies for the Namf\_Location service shall comply with the OpenAPI [23] specification contained in Annex A.

#### 6.4.2.2 HTTP standard headers

##### 6.4.2.2.1 General

The usage of HTTP standard headers shall be supported as specified in clause 5.2.2 of 3GPP TS 29.500 [4].

##### 6.4.2.2.2 Content type

The following content types shall be supported:

- JSON, as defined in IETF RFC 8259 [8], shall be used as content type of the HTTP bodies specified in the present specification as indicated in clause 5.4 of 3GPP TS 29.500 [4].

- The Problem Details JSON Object (IETF RFC 7807 [36]). The use of the Problem Details JSON object in a HTTP response body shall be signalled by the content type "application/problem+json".

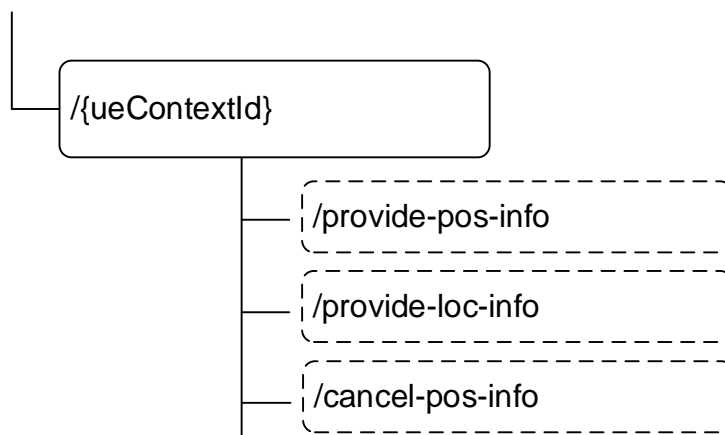
### 6.4.2.3 HTTP custom headers

#### 6.4.2.3.1 General

In this release of this specification, no custom headers specific to the Namf\_Location service are defined. For 3GPP specific HTTP custom headers used across all service based interfaces, see clause 5.2.3 of 3GPP TS 29.500 [4].

## 6.4.3 Resources

### 6.4.3.1 Overview



**Figure 6.4.3.1-1: Resource URI structure of the Namf\_Location Service API**

Table 6.4.3.1-1 provides an overview of the resources and applicable HTTP methods.

**Table 6.4.3.1-1: Resources and methods overview**

Resource name	Resource URI	HTTP method or custom operation	Description
Individual UE context	/provide-pos-info	provide-pos-info (POST)	ProvidePositioningInfo
	/provide-loc-info	provide-loc-info (POST)	ProvideLocationInfo
	/cancel-pos-info	cancel-pos-info (POST)	CancelLocation

### 6.4.3.2 Resource: Individual UE Context

#### 6.4.3.2.1 Description

This resource represents an individual ueContextId.

This resource is modelled with the Document resource archetype (see clause C.1 of 3GPP TS 29.501 [5]).

### 6.4.3.2.2 Resource Definition

Resource URI: {apiRoot}/namf-loc/<apiVersion>/{ueContextId}

This resource shall support the resource URI variables defined in table 6.4.3.2.2-1.

**Table 6.4.3.2.2-1: Resource URI variables for this resource**

Name	Data type	Definition
apiRoot	string	See clause 6.4.1
apiVersion	string	See clause 6.4.1.
ueContextId	string	Represents the Subscription Permanent Identifier (see 3GPP TS 23.501 [2] clause 5.9.2) pattern: see pattern of type Supi in 3GPP TS 29.571 [6] Or represents the Permanent Equipment Identifier (see 3GPP TS 23.501 [2] clause 5.9.3) pattern: "(imei-[0-9]{15})imeisv-[0-9]{16}.+)"

### 6.4.3.2.3 Resource Standard Methods

There are no standard methods supported on this resource.

### 6.4.3.2.4 Resource Custom Operations

#### 6.4.3.2.4.1 Overview

**Table 6.4.3.2.4.1-1: Custom operations**

Operation Name	Custom operation URI	Mapped HTTP method	Description
provide-pos-info	/{ueContextId}/provide-pos-info	POST	Request the positioning information of the UE. It is used for the ProvidePositioningInfo service operation.
provide-loc-info	/{ueContextId}/provide-loc-info	POST	Request the Network Provided Location Information of the UE.
cancel-pos-info	/{ueContextId}/cancel-pos-info	POST	Cancels periodic or triggered location for the UE.

#### 6.4.3.2.4.2 Operation: provide-pos-info (POST)

##### 6.4.3.2.4.2.1 Description

This ueContextId identifies the individual ueContext resource is composed by UE's SUPI or PEI.

##### 6.4.3.2.4.2.2 Operation Definition

This operation shall support the request data structures specified in table 6.4.3.2.4.2.2-1 and the response data structure and response codes specified in table 6.4.3.2.4.2.2-2.

**Table 6.4.3.2.4.2.2-1: Data structures supported by (POST) the provide-pos-info operation Request Body**

Data type	P	Cardinality	Description
RequestPosInfo	M	1	The information to request the positioning information of the UE.

**Table 6.4.3.2.4.2-2: Data structures supported by the (POST) provide-pos-info operation Response Body**

Data type	P	Cardinality	Response codes	Description
ProvidePosInfo	M	1	200 OK	This case represents a successful query of the UE positioning information, the AMF returns the related information in the response.
n/a			204 No Content	Shall return 204 if no information is to be returned
RedirectResponse	O	0..1	307 Temporary Redirect	Temporary redirection. The response shall include a Location header field containing a different URI, or the same URI if a request is redirected to the same target resource via a different SCP. In the former case, the URI shall be an alternative URI of the resource located on an alternative service instance within the same AMF or AMF (service) set.
RedirectResponse	O	0..1	308 Permanent Redirect	Permanent redirection. The response shall include a Location header field containing a different URI, or the same URI if a request is redirected to the same target resource via a different SCP. In the former case, the URI shall be an alternative URI of the resource located on an alternative service instance within the same AMF or AMF (service) set.
ProblemDetails	O	0..1	403 Forbidden	The "cause" attribute may be used to indicate one of the following application errors: <ul style="list-style-type: none"> <li>- USER_UNKNOWN</li> <li>- DETACHED_USER</li> <li>- POSITIONING_DENIED</li> <li>- UNSPECIFIED</li> </ul> See table 6.4.7.3-1 for the description of these errors.
ProblemDetails	O	0..1	500 Internal Server Error	The "cause" attribute may be used to indicate one of the following application errors: <ul style="list-style-type: none"> <li>- POSITIONING_FAILED</li> </ul> See table 6.1.7.3-1 for the description of these errors.
ProblemDetails	O	0..1	504 Gateway Timeout	The "cause" attribute may be used to indicate one of the following application errors: <ul style="list-style-type: none"> <li>- UNREACHABLE_USER</li> <li>- PEER_NOT_RESPONDING</li> </ul> See table 6.4.7.3-1 for the description of this error.
NOTE: The mandatory HTTP error status code for the POST method listed in Table 5.2.7.1-1 of 3GPP TS 29.500 [4] also apply, with response body containing an object of ProblemDetails data type (see clause 5.2.7 of 3GPP TS 29.500 [4]).				

**Table 6.4.3.2.4.2-3: Headers supported by the 307 Response Code on this resource**

Name	Data type	P	Cardinality	Description
Location	string	M	1	An alternative URI of the resource located on an alternative service instance within the same AMF or AMF (service) set. Or the same URI, if a request is redirected to the same target resource via a different SCP.
3gpp-Sbi-Target-Nf-Id	string	O	0..1	Identifier of the target NF (service) instance ID towards which the request is redirected

**Table 6.4.3.2.4.2-4: Headers supported by the 308 Response Code on this resource**

Name	Data type	P	Cardinality	Description
Location	string	M	1	An alternative URI of the resource located on an alternative service instance within the same AMF or AMF (service) set. Or the same URI, if a request is redirected to the same target resource via a different SCP.
3gpp-Sbi-Target-Nf-Id	string	O	0..1	Identifier of the target NF (service) instance ID towards which the request is redirected

6.4.3.2.4.3 Operation: provide-loc-info (POST)

6.4.3.2.4.3.1 Description

This ueContextId identifies the individual ueContext resource is composed by UE's SUPI.

6.4.3.2.4.3.2 Operation Definition

This operation shall support the request data structures specified in table 6.4.3.2.4.3.2-1 and the response data structure and response codes specified in table 6.4.3.2.4.3.2-2.

**Table 6.4.3.2.4.3.2-1: Data structures supported by the (POST) provideLocInfo operation Request Body**

Data type	P	Cardinality	Description
RequestLocInfo	M	1	The information to request the NPLI of the UE.

**Table 6.4.3.2.4.3.2-2: Data structures supported by the (POST) provide-loc-info operation Response Body**

Data type	P	Cardinality	Response codes	Description
ProvideLocInfo	M	1	200 OK	This case represents a successful query of the NPLI of the target UE, the AMF returns the related information in the response.
RedirectResponse	O	0..1	307 Temporary Redirect	Temporary redirection. The response shall include a Location header field containing a different URI, or the same URI if a request is redirected to the same target resource via a different SCP. In the former case, the URI shall be an alternative URI of the resource located on an alternative service instance within the same AMF or AMF (service) set.
RedirectResponse	O	0..1	308 Permanent Redirect	Permanent redirection. The response shall include a Location header field containing a different URI, or the same URI if a request is redirected to the same target resource via a different SCP. In the former case, the URI shall be an alternative URI of the resource located on an alternative service instance within the same AMF or AMF (service) set.
ProblemDetails	O	0..1	403 Forbidden	The "cause" attribute may be used to indicate one of the following application errors: - UNSPECIFIED  See table 6.4.7.3-1 for the description of these errors.
ProblemDetails	O	0..1	404 Not Found	The "cause" attribute may be used to indicate one of the following application errors: - CONTEXT_NOT_FOUND  See table 6.4.7.3-1 for the description of these errors.
NOTE: The mandatory HTTP error status code for the POST method listed in Table 5.2.7.1-1 of 3GPP TS 29.500 [4] also apply, with response body containing an object of ProblemDetails data type (see clause 5.2.7 of 3GPP TS 29.500 [4]).				

**Table 6.4.3.2.4.3.2-3: Headers supported by the 307 Response Code on this resource**

Name	Data type	P	Cardinality	Description
Location	string	M	1	An alternative URI of the resource located on an alternative service instance within the same AMF or AMF (service) set. Or the same URI, if a request is redirected to the same target resource via a different SCP.
3gpp-Sbi-Target-Nf-Id	string	O	0..1	Identifier of the target NF (service) instance ID towards which the request is redirected

**Table 6.4.3.2.4.3.2-4: Headers supported by the 308 Response Code on this resource**

Name	Data type	P	Cardinality	Description
Location	string	M	1	An alternative URI of the resource located on an alternative service instance within the same AMF or AMF (service) set. Or the same URI, if a request is redirected to the same target resource via a different SCP.
3gpp-Sbi-Target-Nf-Id	string	O	0..1	Identifier of the target NF (service) instance ID towards which the request is redirected

6.4.3.2.4.4 Operation: cancel-pos-info (POST)

6.4.3.2.4.4.1 Description

This ueContextId identifies the individual ueContext resource and is composed by UE's SUPI.



## 6.4.3.2.4.4.2 Operation Definition

This operation shall support the request data structures specified in table 6.4.3.2.4.4.2-1 and the response data structure and response codes specified in table 6.4.3.2.4.4.2-2.

**Table 6.4.3.2.4.4.2-1: Data structures supported by the (POST) cancel-pos-info operation Request Body**

Data type	P	Cardinality	Description
CancelPosInfo	M	1	The information to identify the location session to be cancelled.

**Table 6.4.3.2.4.4.2-2: Data structures supported by the (POST) cancel-pos-info operation Response Body**

Data type	P	Cardinality	Response codes	Description
n/a			204 No Content	This case represents successful cancellation of location.
RedirectResponse	O	0..1	307 Temporary Redirect	Temporary redirection. The response shall include a Location header field containing a different URI, or the same URI if a request is redirected to the same target resource via a different SCP. In the former case, the URI shall be an alternative URI of the resource located on an alternative service instance within the same AMF or AMF (service) set.
RedirectResponse	O	0..1	308 Permanent Redirect	Permanent redirection. The response shall include a Location header field containing a different URI, or the same URI if a request is redirected to the same target resource via a different SCP. In the former case, the URI shall be an alternative URI of the resource located on an alternative service instance within the same AMF or AMF (service) set.
ProblemDetails	O	0..1	403 Forbidden	The "cause" attribute may be used to indicate one of the following application errors: <ul style="list-style-type: none"> <li>- USER_UNKNOWN</li> <li>- LOCATION_SESSION_UNKNOWN</li> <li>- UNSPECIFIED</li> </ul> See table 6.4.7.3-1 for the description of these errors.
ProblemDetails	O	0..1	504 Gateway Timeout	The "cause" attribute may be used to indicate one of the following application errors: <ul style="list-style-type: none"> <li>- UNREACHABLE_USER</li> <li>- PEER_NOT_RESPONDING</li> </ul> See table 6.4.7.3-1 for the description of this error.
NOTE: The mandatory HTTP error status code for the POST method listed in Table 5.2.7.1-1 of 3GPP TS 29.500 [4] also apply, with response body containing an object of ProblemDetails data type (see clause 5.2.7 of 3GPP TS 29.500 [4]).				

**Table 6.4.3.2.4.4.2-3: Headers supported by the 307 Response Code on this resource**

Name	Data type	P	Cardinality	Description
Location	string	M	1	An alternative URI of the resource located on an alternative service instance within the same AMF or AMF (service) set. Or the same URI, if a request is redirected to the same target resource via a different SCP.
3gpp-Sbi-Target-Nf-Id	string	O	0..1	Identifier of the target NF (service) instance ID towards which the request is redirected

**Table 6.4.3.2.4.4-4: Headers supported by the 308 Response Code on this resource**

Name	Data type	P	Cardinality	Description
Location	string	M	1	An alternative URI of the resource located on an alternative service instance within the same AMF or AMF (service) set. Or the same URI, if a request is redirected to the same target resource via a different SCP.
3gpp-Sbi-Target-Nf-Id	string	O	0..1	Identifier of the target NF (service) instance ID towards which the request is redirected

## 6.4.4 Custom Operations without associated resources

There are no custom operations without associated resources supported on Namf\_Location service.

## 6.4.5 Notifications

### 6.4.5.1 General

This clause provides the definition of the EventNotify notification of the Namf\_Location service.

**Table 6.4.5.1-1: Notifications overview**

Notification	Callback URI	HTTP method or custom operation	Description (service operation)
Event Notify	{locationNotificationUri}	POST	

### 6.4.5.2 Event Notify

#### 6.4.5.2.1 Description

This resource represents the callback reference of the NF Service Consumer (e.g. GMLC) to receive LCS event notify.

#### 6.4.5.2.2 Notification Definition

Callback URI: {locationNotificationUri}

See clause 5.5.2.3.1 for the description of how the AMF obtains the Callback URI of the NF Service Consumer (e.g. GMLC).

#### 6.4.5.2.3 Notification Standard Methods

##### 6.4.5.2.3.1 POST

This method sends an LCS event notify to the NF Service Consumer.

This method shall support the request data structures specified in table 6.4.5.2.3.1-1 and the response data structures and response codes specified in table 6.4.5.2.3.1-2.

**Table 6.4.5.2.3.1-1: Data structures supported by the POST Request Body**

Data type	P	Cardinality	Description
NotifiedPosInfo	M	1	Representation of the LCS event notify.

**Table 6.4.5.2.3.1-2: Data structures supported by the POST Response Body**

Data type	P	Cardinality	Response codes	Description
n/a			204 No Content	This case represents a successful notification of the LCS event.
RedirectResponse	O	0..1	307 Temporary Redirect	Temporary redirection. The NF service consumer shall generate a Location header field containing a URI pointing to the endpoint of another NF service consumer to which the notification should be sent.  If an SCP redirects the message to another SCP then the location header field shall contain the same URI or a different URI pointing to the endpoint of the NF service consumer to which the notification should be sent.
RedirectResponse	O	0..1	308 Permanent Redirect	Permanent redirection. The NF service consumer shall generate a Location header field containing a URI pointing to the endpoint of another NF service consumer to which the notification should be sent.  If an SCP redirects the message to another SCP then the location header field shall contain the same URI or a different URI pointing to the endpoint of the NF service consumer to which the notification should be sent.
NOTE: The mandatory HTTP error status code for the POST method listed in Table 5.2.7.1-1 of 3GPP TS 29.500 [4] also apply, with response body containing an object of ProblemDetails data type (see clause 5.2.7 of 3GPP TS 29.500 [4]).				

**Table 6.4.5.2.3.1-3: Headers supported by the 307 Response Code on this resource**

Name	Data type	P	Cardinality	Description
Location	string	M	1	A URI pointing to the endpoint of the NF service consumer to which the notification should be sent
3gpp-Sbi-Target-Nf-Id	string	O	0..1	Identifier of the target NF (service) instance ID towards which the request is redirected

**Table 6.4.5.2.3.1-4: Headers supported by the 308 Response Code on this resource**

Name	Data type	P	Cardinality	Description
Location	string	M	1	A URI pointing to the endpoint of the NF service consumer to which the notification should be sent
3gpp-Sbi-Target-Nf-Id	string	O	0..1	Identifier of the target NF (service) instance ID towards which the request is redirected

## 6.4.6 Data Model

### 6.4.6.1 General

This clause specifies the application data model supported by the API.

Table 6.4.6.1-1 specifies the data types defined for the Namf\_Location service based interface protocol.

**Table 6.4.6.1-1: Namf\_Location specific Data Types**

<b>Data type</b>	<b>Clause defined</b>	<b>Description</b>
RequestPosInfo	6.4.6.2.2	Data within Provide Positioning Information Request
ProvidePosInfo	6.4.6.2.3	Data within Provide Positioning Information Response
NotifiedPosInfo	6.4.6.2.4	Data within EventNotify notification
RequestLocInfo	6.4.6.2.5	Data within Provide Location Information Request
ProvideLocInfo	6.4.6.2.6	Data within Provide Location Information Response
CancelPosInfo	6.4.6.2.7	Data within a Cancel Location Request
LocationType	6.4.6.3.3	Type of location measurement requested
LocationEvent	6.4.6.3.4	Type of events initiating location procedures
LocationPrivacyVerResult	6.4.6.3.5	The result of location privacy verification by UE

Table 6.4.6.1-2 specifies data types re-used by the Namf\_Location service based interface protocol from other specifications, including a reference to their respective specifications and when needed, a short description of their use within the Namf\_Location service based interface.

Table 6.4.6.1-2: Namf\_Location re-used Data Types

Data type	Reference	Comments
Supi	3GPP TS 29.571 [6]	Subscription Permanent Identifier
Gpsi	3GPP TS 29.571 [6]	General Public Subscription Identifier
Pei	3GPP TS 29.571 [6]	Permanent Equipment Identifier
ExternalClientType	3GPP TS 29.572 [25]	LCS Client Type (Emergency, Lawful Interception ...)
LocationQoS	3GPP TS 29.572 [25]	LCS QoS (accuracy, response time)
SupportedGADShapes	3GPP TS 29.572 [25]	LCS supported GAD shapes
GeographicArea	3GPP TS 29.572 [25]	Estimate of the location of the UE
AccuracyFulfilmentIndicator	3GPP TS 29.572 [25]	Requested accuracy was fulfilled or not
AgeOfLocationEstimate	3GPP TS 29.572 [25]	Age Of Location Estimate
PositioningMethodAndUsage	3GPP TS 29.572 [25]	Usage of each non-GANSS positioning method
VelocityEstimate	3GPP TS 29.572 [25]	Estimate of the velocity of the target UE
VelocityRequested	3GPP TS 29.572 [25]	Indication of the Velocity requirement
LcsPriority	3GPP TS 29.572 [25]	Priority of the LCS client
GnssPositioningMethodAndUsage	3GPP TS 29.572 [25]	Usage of each GANSS positioning method
CivicAddress	3GPP TS 29.572 [25]	Civic address
BarometricPressure	3GPP TS 29.572 [25]	Barometric Pressure
Altitude	3GPP TS 29.572 [25]	Altitude estimate of the UE
LocalArea	3GPP TS 29.572 [25]	Local area specified by different shape
MinorLocationQoS	3GPP TS 29.572 [25]	Minor Location QoS
Ecgi	3GPP TS 29.571 [6]	UE EUTRAN cell information
Ncgi	3GPP TS 29.571 [6]	UE NR cell information
SupportedFeatures	3GPP TS 29.571 [6]	Supported Features
RatType	3GPP TS 29.571 [6]	RAT type
TimeZone	3GPP TS 29.571 [6]	Time Zone
DateTime	3GPP TS 29.571 [6]	Date and Time
UserLocation	3GPP TS 29.571 [6]	User Location
LcsServiceType	3GPP TS 29.572 [25]	The LCS service type
LdrType	3GPP TS 29.572 [25]	The type of LDR for deferred location
Uri	3GPP TS 29.571 [6]	URI
LdrReference	3GPP TS 29.572 [25]	LDR Reference Number for deferred location
PeriodicEventInfo	3GPP TS 29.572 [25]	Information for periodic event reporting
AreaEventInfo	3GPP TS 29.572 [25]	Information for area event reporting
MotionEventInfo	3GPP TS 29.572 [25]	Information for motion event reporting
ExternalClientIdentification	3GPP TS 29.515 [46]	External LCS client identification
NFInstanceId	3GPP TS 29.571 [6]	Identification of an NF or AF
CodeWord	3GPP TS 29.515 [46]	Codeword for a 5GC-MT-LR or deferred 5GC-MT-LR
LMFIdentification	3GPP TS 29.572 [25]	Identification of a serving LMF for periodic or triggered location
TerminationCause	3GPP TS 29.572 [25]	Termination cause for a deferred location
UePrivacyRequirements	3GPP TS 29.515 [46]	The location related privacy requirements on UE
DiameterIdentity	3GPP TS 29.571 [6]	Diameter Identity
ProblemDetails	3GPP TS 29.571 [6]	Detailed problems in failure case
RedirectResponse	3GPP TS 29.571 [6]	Response body of the redirect response message.

## 6.4.6.2 Structured data types

### 6.4.6.2.1 Introduction

Structured data types used in Namf\_Location service are specified in this clause.

6.4.6.2.2 Type: RequestPosInfo

**Table 6.4.6.2.2-1: Definition of type RequestPosInfo**

Attribute name	Data type	P	Cardinality	Description
lcsClientType	ExternalClientType	M	1	This IE shall contain the type of LCS client (Emergency, Lawful Interception etc..) issuing the location request
lcsLocation	LocationType	M	1	This IE shall contain the type of location measurement requested, such as current location,current or last known location, deferred location, etc. (NOTE 2)
supi	Supi	C	0..1	If the SUPI is available, this IE shall be present.
gpsi	Gpsi	C	0..1	If the GPSI is available, this IE shall be present.
priority	LcsPriority	O	0..1	If present, this IE shall contain the priority of the LCS client issuing the positioning request.
lcsQoS	LocationQoS	O	0..1	If present, this IE shall contain the quality of service requested, such as the accuracy of the positioning measurement and the response time of the positioning operation.  Multiple QoS Class (lcsQoSClass sets to "MULTIPLE_QOS") shall only be used when AMF support MUTIQOS feature.
velocityRequested	VelocityRequested	O	0..1	If present, this IE shall contain an indication of whether or not the Velocity of the target UE is requested.
lcsSupportedGADShapes	SupportedGADShapes	O	0..1	If present, this IE shall contain one GAD shape supported by the LCS client.
additionalSuppGADShapes	array(SupportedGADShapes)	C	1..N	Shall be absent if lcsSupportedGADShapes is absent. Shall be present if the LCS client supports more than one GAD shape.
locationNotificationUri	Uri	O	0..1	The callback URI on which location change event notification is reported.
supportedFeatures	SupportedFeatures	C	0..1	This IE shall be present if at least one optional feature defined in clause 6.4.8 is supported.
oldGuami	Guami	C	0..1	This IE shall be present during an AMF planned removal procedure when the NF Service Consumer initiates a request towards the target AMF, for a UE associated to an AMF that is unavailable (see clause 5.21.2.2 of 3GPP TS 23.501 [2]).
pei	Pei	C	0..1	This IE shall be present if supi and gpsi are not available.
lcsServiceType	LcsServiceType	O	0..1	This IE contains the LCS service type for an external client. (NOTE 1)
ldrType	LdrType	C	0..1	This IE contains the type of LDR for a deferred location request. This IE shall be present when lcsLocation is set to "DEFERRED_LOCATION".
hgmlcCallbackURI	Uri	C	0..1	This IE contains the callback URI of the H-GMLC for a deferred location request. This IE shall be present when lcsLocation is set to "DEFERRED_LOCATION".
ldrReference	LdrReference	C	0..1	This IE contains the LDR Reference Number for a deferred location request This IE shall be present when lcsLocation is set to "DEFERRED_LOCATION".
periodicEventInfo	PeriodicEventInfo	C	0..1	This IE contains information for periodic event reporting for a deferred location request. This IE shall be present when ldrType is set to "PERIODIC".
areaEventInfo	AreaEventInfo	C	0..1	This IE contains information for area event reporting for a deferred location request. This IE shall be present when ldrType is set to "ENTERING_INTO_AREA", "LEAVING_FROM_AREA" or "BEING_INSIDE_AREA".
motionEventInfo	MotionEventInfo	C	0..1	This IE contains information for motion event reporting for a deferred location request. This IE shall be present when ldrType is set to "MOTION".

externalClientIdentification	ExternalClientIdentification	O	0..1	This IE provides the external LCS client identification (e.g. the name of the LCS client). (NOTE 1)
afID	NfInstanceId	O	0..1	This IE provides the identification of an AF that initiated the location request. (NOTE 1)
codeWord	CodeWord	O	0..1	This IE provides a codeword for a location request which is provided by an external Client or AF and is sent to and verified by a target UE as part of privacy verification. (NOTE 1)
uePrivacyRequirements	UePrivacyRequirements	O	0..1	If present, the IE provides the indication of location related notification or verification for the target UE, the indication of codeword check in UE
scheduledLocTime	DateTime	O	0..1	If present, the IE provides the scheduled time that the UE needs to be located.
<p>NOTE 1: At least one of these IEs should be present when uePrivacyCallSessionUnrelatedClass indicates notification and/or verification for the target UE.</p> <p>NOTE 2: If the lcsLocation IE is set to value "NOTIFICATION_VERIFICATION_ONLY", then the lcsServiceAuthInfo attribute in the uePrivacyRequirements IE, if present, shall be set to either "NOTIFICATION_ONLY" or "NOTIFICATION_AND_VERIFICATION_ONLY".</p>				



6.4.6.2.3 Type: ProvidePosInfo

**Table 6.4.6.2.3-1: Definition of type ProvidePosInfo**

Attribute name	Data type	P	Cardinality	Description	Applicability
locationEstimate	GeographicArea	O	0..1	If present, this IE shall contain an estimate of the location of the UE in universal coordinates and the accuracy of the estimate.	
localLocationEstimate	LocalArea	O	0..1	When present, this IE shall indicate a local area in reference system.	
accuracyFulfilmentIndicator	AccuracyFulfilmentIndicator	O	0..1	If present, this IE shall contain an indication of whether the requested accuracy (as indicated in the LcsQoS in the request message) was fulfilled or not.	
ageOfLocationEstimate	AgeOfLocationEstimate	O	0..1	If present, this IE shall contain an indication of how long ago the location estimate was obtained.	
timestampOfLocationEstimate	DateTime	O	0..1	When present, this IE shall indicate the estimated UTC time when the location estimate corresponded to the UE location (i.e. when the location estimate and the actual UE location was the same).	
velocityEstimate	VelocityEstimate	O	0..1	If present, this IE shall contain an estimate of the velocity of the target UE, composed by horizontal speed, vertical speed, and their respective uncertainty.	
positioningDataList	array(PositioningMethodAndUsage)	O	0..9	If present, this IE shall indicate the usage of each non- GANSS positioning method that was attempted to determine the location estimate, either successfully or unsuccessfully.	
gnssPositioningDataList	array(GnssPositioningMethodAndUsage)	O	0..9	If present, this IE shall indicate the usage of each GANSS positioning method that was attempted to determine the location estimate, either successfully or unsuccessfully.	
ecgi	Ecgi	O	0..1	If present, this IE shall contain the current EUTRAN cell location of the target UE as delivered by the 5G-AN.	
ncgi	Ncgi	O	0..1	If present, this IE shall contain the current NR cell location of the target UE as delivered by the 5G-AN.	
targetServingNode	NfInstanceId	O	0..1	If present, this IE shall contain the address of the target side serving node for intra-5GS handover of an IMS Emergency Call.	
targetMmeName	DiameterIdentity	C	0..1	This IE shall be present for handover of IMS emergency call to EPS, i.e. the target node is an MME.  When present, this IE shall indicate the Diameter host name of the target MME.	
targetMmeRealm	DiameterIdentity	C	0..1	This IE shall be present for handover of IMS emergency call to EPS, i.e. the target node is an MME.  When present, this IE shall indicate the Diameter realm of the target MME.	

utranSrvccInd	boolean	C	0..1	<p>This IE shall be present with value "true" for 5G-SRVCC to 3GPP UTRAN of IMS emergency call, i.e. target node is an MSC.</p> <p>When present, this IE shall be set for the following value:</p> <ul style="list-style-type: none"> <li>- true: IMS emergency call handover to UTRAN</li> <li>- false: No IMS emergency call handover to UTRAN</li> </ul>	
civicAddress	CivicAddress	O	0..1	If present, this IE contains a location estimate for the target UE expressed as a Civic address.	
barometricPressure	BarometricPressure	O	0..1	If present, this IE contains the barometric pressure measurement as reported by the target UE.	
altitude	Altitude	O	0..1	If present, this IE indicates the altitude of the positioning estimate.	
supportedFeatures	SupportedFeatures	C	0..1	This IE shall be present if at least one optional feature defined in clause 6.4.8 is supported.	
servingLMFIdentification	LMFIdentification	O	0..1	If present, this IE contains the identification of a serving LMF for periodic or triggered location	
locationPrivacyVerResult	LocationPrivacyVerResult	O	0..1	If present, this IE contains the result of location privacy verification by UE (NOTE)	
achievedQos	MinorLocationQoS	C	0..1	<p>When present, this IE shall contain the achieved Location QoS Accuracy of the estimated location.</p> <p>This IE shall be present if received from LMF.</p>	MUTIQOS
NOTE: The IE may be included to indicate the result of location privacy verification by UE to (H)GMLC when a location request with notification and privacy verification only indication is sent to the serving AMF by (H)GMLC during location request procedure.					

6.4.6.2.4 Type: NotifiedPosInfo

**Table 6.4.6.2.4-1: Definition of type NotifiedPosInfo**

Attribute name	Data type	P	Cardinality	Description	Applicability
locationEvent	LocationEvent	M	1	This IE shall contain the type of event that caused the location procedure to be initiated.	
supi	Supi	C	0..1	This IE shall contain the SUPI if available (see NOTE 1).	
gpsi	Gpsi	C	0..1	This IE shall contain the GPSI if available (see NOTE 1).	
pei	Pei	C	0..1	This IE shall contain the PEI if available (see NOTE 1).	
locationEstimate	GeographicArea	O	0..1	If present, this IE shall contain an estimate of the location of the UE in universal coordinates and the accuracy of the estimate.	
localLocationEstimate	LocalArea	O	0..1	When present, this IE shall indicate a local area in reference system.	
ageOfLocationEstimate	AgeOfLocationEstimate	O	0..1	If present, this IE shall contain an indication of how long ago the location estimate was obtained.	
timestampOfLocationEstimate	DateTime	O	0..1	When present, this IE shall indicate the estimated UTC time when the location estimate corresponded to the UE location (i.e. when the location estimate and the actual UE location was the same).	
velocityEstimate	VelocityEstimate	O	0..1	If present, this IE shall contain an estimate of the velocity of the target UE, composed by horizontal speed, vertical speed, and their respective uncertainty.	
positioningDataList	array(PositioningMethodAndUsage)	O	0..9	If present, this IE shall indicate the usage of each non-GANSS positioning method that was attempted to determine the location estimate, either successfully or unsuccessfully.	
gnssPositioningDataList	array(GnssPositioningMethodAndUsage)	O	0..9	If present, this IE shall indicate the usage of each GANSS positioning method that was attempted to determine the location estimate, either successfully or unsuccessfully.	
ecgi	Ecgi	O	0..1	If present, this IE shall contain the current EUTRAN cell location of the target UE as delivered by the 5G-AN.	
ncgi	Ncgi	O	0..1	If present, this IE shall contain the current NR cell location of the target UE as delivered by the 5G-AN.	
servingNode	NfInstanceId	O	0..1	If present, this IE shall contain the address of the serving node. For intra-5GS handover of an IMS Emergency Call, this IE shall contain the address of the target side serving node. For mobility of a UE with periodic or triggered location, this IE shall contain the address of the new serving node, if available.	
targetMmeName	DiameterIdentity	C	0..1	This IE shall be present for handover of IMS emergency call to EPS, i.e. the target node is an MME.  When present, this IE shall indicate the Diameter host name of the target MME.	
targetMmeRealm	DiameterIdentity	C	0..1	This IE shall be present for handover of IMS emergency call to EPS, i.e. the target node is an MME.  When present, this IE shall indicate the Diameter realm of the target MME.	

utranSrvccInd	boolean	C	0..1	This IE shall be present with value "true" for 5G-SRVCC to 3GPP UTRAN of IMS emergency call, i.e. target node is an MSC.  When present, this IE shall be set for the following value: true: IMS emergency call handover to UTRAN  false: No IMS emergency call handover to UTRAN	
civicAddress	CivicAddress	O	0..1	If present, this IE contains a location estimate for the target UE expressed as a Civic address.	
barometricPressure	BarometricPressure	O	0..1	If present, this IE contains the barometric pressure measurement as reported by the target UE.	
altitude	Altitude	O	0..1	If present, this IE indicates the altitude of the positioning estimate.	
hgmlcCallbackURI	Uri	C	0..1	This IE contains the callback URI of the H-GMLC This IE shall be included for a locationEvent related to deferred location when the consumer NF is not the H-GMLC.	
ldrReference	LdrReference	C	0..1	This IE contains an LDR Reference. This IE shall be included for a locationEvent related to deferred location.	
servingLMFIdentification	LMFIdentification	C	0..1	This IE contains the identification of a serving LMF and shall be included for a locationEvent related to deferred location with periodic or triggered location if a serving LMF is used.	
terminationCause	TerminationCause	C	0..1	This IE indicates a reason for termination and shall be included for a locationEvent related to deferred location if deferred location has been terminated.	
achievedQos	MinorLocationQoS	O	0..1	When present, this IE shall contain the achieved Location QoS Accuracy of the estimated location.  This IE shall be present if received from LMF.	MUTIQOS
NOTE 1: At least one of these IEs shall be present in the message.					

## 6.4.6.2.5 Type: RequestLocInfo

Table 6.4.6.2.5-1: Definition of type RequestLocInfo

Attribute name	Data type	P	Cardinality	Description
req5gsLoc	boolean	C	0..1	This IE shall be present and set to "true", if 5GS location information is requested in NPLI.  When present, the IE shall be set as following: - true: the location of the UE is requested - false (default): the location of the UE is not requested
reqCurrentLoc	boolean	C	0..1	This IE may be present if 5GS location information is requested in NPLI.  When present, the IE shall be set as following: - true: the current location of the UE is requested - false (default): the current location of the UE is not requested
reqRatType	boolean	C	0..1	This IE shall be present and set to "true", if the RAT Type of the UE is requested in NPLI.  When present, the IE shall be set as following: - true: the RAT type of the UE is requested - false (default): the RAT type of the UE is not requested
reqTimeZone	boolean	C	0..1	This IE shall be present and set to "true", if the local timezone of the UE is requested in NPLI.  When present, the IE shall be set as following: - true: the local timezone of the UE is requested - false (default): the local timezone of the UE is not requested.
supportedFeatures	SupportedFeatures	C	0..1	This IE shall be present if at least one optional feature defined in clause 6.4.8 is supported.
oldGuami	Guami	C	0..1	This IE shall be present during an AMF planned removal procedure when the NF Service Consumer initiates a request towards the target AMF, for a UE associated to an AMF that is unavailable (see clause 5.21.2.2 of 3GPP TS 23.501 [2]).

## 6.4.6.2.6 Type: ProvideLocInfo

Table 6.4.6.2.6-1: Definition of type ProvideLocInfo

Attribute name	Data type	P	Cardinality	Description
currentLoc	boolean	C	0..1	This IE shall be present, if the 5GS location information is requested by the NF Service consumer.  When present, this IE shall be set as following: <ul style="list-style-type: none"> <li>- true: the current location of the UE is returned</li> <li>- false: the last known location of the UE is returned.</li> </ul>
location	UserLocation	O	0..1	If present, this IE shall contain the location information of the UE.  This IE shall convey exactly one of the following: <ul style="list-style-type: none"> <li>- E-UTRA user location</li> <li>- NR user location</li> <li>- Non-3GPP access user location.</li> </ul> If the additionalLocation IE is present, this IE shall contain either an E-UTRA user location or NR user location.
additionalLocation	UserLocation	O	0..1	This IE shall be present if the "location IE" is present and the AMF reports both a 3GPP user location and a non-3GPP access user location.  When present, this IE shall convey the non-3GPP access user location.
geoInfo	GeographicArea	O	0..1	If present, this IE shall contain the geographical information of the UE (see NOTE 1).
locationAge	AgeOfLocationEstimate	O	0..1	If present, this IE shall contain the age of the location information (see NOTE 2).
ratType	RatType	O	0..1	If present, this IE shall contain the current RAT type of the UE.
timezone	TimeZone	O	0..1	If present, this IE shall contain the local time zone of the UE.
supportedFeatures	SupportedFeatures	C	0..1	This IE shall be present if at least one optional feature defined in clause 6.4.8 is supported.
NOTE 1: If geographical information is returned by the AMF, it shall be encoded in the "geoInfo" attribute and the "geographicalInformation" attribute within the "location" attribute shall not be used.				
NOTE 2: If age of location estimate is returned by the AMF, it may be provided either in the "locationAge" attribute or in the "ageOfLocationInformation" attribute within the "location" attribute.				

## 6.4.6.2.7 Type: CancelPosInfo

Table 6.4.6.2.7-1: Definition of type CancelPosInfo

Attribute name	Data type	P	Cardinality	Description
supi	Supi	M	1	SUPI
hgmlcCallbackURI	Uri	M	1	Callback URI of the H-GMLC
ldrReference	LdrReference	M	1	LDR Reference
servingLMFIdentification	LMFIdentification	C	0..1	Serving LMF identification. This IE shall be included if available.
supportedFeatures	SupportedFeatures	C	0..1	This IE shall be present if at least one optional feature defined in clause 6.4.8 is supported.



### 6.4.6.3 Simple data types and enumerations

#### 6.4.6.3.1 Introduction

This clause defines simple data types and enumerations that can be referenced from data structures defined in the previous clauses.

#### 6.4.6.3.2 Simple data types

The simple data types defined in table 6.4.6.3.2-1 shall be supported.

**Table 6.4.6.3.2-1: Simple data types**

Type Name	Type Definition	Description

#### 6.4.6.3.3 Enumeration: LocationType

The enumeration LocationType represents the type of location measurement requested.

**Table 6.4.6.3.3-1: Enumeration LocationType**

Enumeration value	Description
"CURRENT_LOCATION"	This value indicates that the current location of the target UE is required.
"CURRENT_OR_LAST_KNOWN_LOCATION"	This value indicates that the current location or last known location of the target UE is required.
"NOTIFICATION_VERIFICATION_ONLY"	This value indicates that notification or verification of location by the target UE is required but a location estimate shall not be obtained.
"DEFERRED_LOCATION"	Deferred Location Request

#### 6.4.6.3.4 Enumeration: LocationEvent

The enumeration LocationEvent represents the type of events initiating location procedures.

**Table 6.4.6.3.4-1: Enumeration LocationEvent**

Enumeration value	Description
"EMERGENCY_CALL_ORIGINATION"	Emergency session initiation
"EMERGENCY_CALL_RELEASE"	Emergency session termination
"EMERGENCY_CALL_HANDOVER"	Handover of an Emergency session
"ACTIVATION_OF_DEFERRED_LOCATION"	Confirmation of activation of periodic or triggered location in the target UE
"UE_MOBILITY_FOR_DEFERRED_LOCATION"	Mobility of the target UE to a different NF
"CANCELLATION_OF_DEFERRED_LOCATION"	Cancellation of a deferred location request

#### 6.4.6.3.5 Enumeration: LocationPrivacyVerResult

The enumeration LocationPrivacyVerResult represents the type of the result of location privacy verification by UE.

**Table 6.4.6.3.5-1: Enumeration LocationPrivacyVerResult**

Enumeration value	Description
"LOCATION_ALLOWED"	Location is allowed by UE
"LOCATION_NOT_ALLOWED"	Location is not allowed by UE
"RESPONSE_TIME_OUT"	UE response times out

## 6.4.7 Error Handling

### 6.4.7.1 General

HTTP error handling shall be supported as specified in clause 5.2.4 of 3GPP TS 29.500 [4].

### 6.4.7.2 Protocol Errors

Protocol Error Handling shall be supported as specified in clause 5.2.7 of 3GPP TS 29.500 [4].

### 6.4.7.3 Application Errors

The common application errors defined in the Table 5.2.7.2-1 in 3GPP TS 29.501 [5] may also be used for the Namf\_Location service, and the following application errors listed in Table 6.4.7.3-1 are specific for the Namf\_Location service.

**Table 6.4.7.3-1: Application errors**

Application Error	HTTP status code	Description
USER_UNKNOWN	403 Forbidden	The user is unknown.
DETACHED_USER	403 Forbidden	The user is detached (i.e. it is in RM-DEREGISTERED state) in the AMF.
POSITIONING_DENIED	403 Forbidden	The positioning procedure was denied.
UNSPECIFIED	403 Forbidden	The request is rejected due to unspecified reasons.
LOCATION_SESSION_UNKNOWN	403 Forbidden	The location session is unknown.
CONTEXT_NOT_FOUND	404 Not Found	The requested UE Context does not exist in the AMF.
POSITIONING_FAILED	500 Internal Server Error	The positioning procedure failed.
UNREACHABLE_USER	504 Gateway Timeout	The user could not be reached in order to perform positioning procedure.
PEER_NOT_RESPONDING	504 Gateway Timeout	No response is received from a remote peer, e.g. from the LMF.

## 6.4.8 Feature Negotiation

The feature negotiation mechanism specified in clause 6.6 of 3GPP TS 29.500 [4] shall be used to negotiate the optional features applicable between the AMF and the NF Service Consumer, for the Namf\_Location service, if any.

The NF Service Consumer shall indicate the optional features it supports for the Namf\_Location service, if any, by including the supportedFeatures attribute in payload of the HTTP Request Message for following service operations:

- ProvidePositioningInfo, as specified in clause 5.5.2.2;
- ProvideLocationInfo, as specified in clause 5.5.2.4;
- CancelLocation, as specified in clause 5.5.2.5

The AMF shall determine the supported features for the service operations as specified in clause 6.6 of 3GPP TS 29.500 [4] and shall indicate the supported features by including the supportedFeatures attribute in payload of the HTTP response for the service operation.

The syntax of the supportedFeatures attribute is defined in clause 5.2.2 of 3GPP TS 29.571 [6].

The following features are defined for the Namf\_Location service.

**Table 6.1.8-1: Features of supportedFeatures attribute used by Namf\_Location service**

Feature Number	Feature	M/O	Description
1	ES3XX	M	Extended Support of HTTP 307/308 redirection  An NF Service Consumer (e.g. GMLC) that supports this feature shall support handling of HTTP 307/308 redirection for any service operation of the Namf_Location service. An NF Service Consumer that does not support this feature does only support HTTP redirection as specified for 3GPP Release 15.
2	MUTIQOS	O	Support of Multiple Location QoSes.  This feature bit indicates whether the AMF support that more than one Location QoSes during consuming location service are required.
Feature number: The order number of the feature within the supportedFeatures attribute (starting with 1). Feature: A short name that can be used to refer to the bit and to the feature. M/O: Defines if the implementation of the feature is mandatory ("M") or optional ("O"). Description: A clear textual description of the feature.			

## 6.4.9 Security

As indicated in 3GPP TS 33.501 [27], the access to the Namf\_Location API may be authorized by means of the OAuth2 protocol (see IETF RFC 6749 [28]), using the "Client Credentials" authorization grant, where the NRF (see 3GPP TS 29.510 [29]) plays the role of the authorization server.

If OAuth2 authorization is used, an NF Service Consumer, prior to consuming services offered by the Namf\_Location API, shall obtain a "token" from the authorization server, by invoking the Access Token Request service, as described in 3GPP TS 29.510 [29], clause 5.4.2.2.

**NOTE:** When multiple NRFs are deployed in a network, the NRF used as authorization server is the same NRF that the NF Service Consumer used for discovering the Namf\_Location service.

The Namf\_Location API defines scopes for OAuth2 authorization as specified in 3GPP TS 33.501 [27]; it defines a single scope consisting on the name of the service (i.e., "namf-loc"), and it does not define any additional scopes at resource or operation level.

### 6.4.10 HTTP redirection

An HTTP request may be redirected to a different AMF service instance, within the same AMF or a different AMF of an AMF set, e.g. when an AMF service instance is part of an AMF (service) set or when using indirect communications (see 3GPP TS 29.500 [4]). See the ES3XX feature in clause 6.4.8.

An SCP that reselects a different AMF producer instance will return the NF Instance ID of the new AMF producer instance in the 3gpp-Sbi-Producer-Id header, as specified in clause 6.10.3.4 of 3GPP TS 29.500 [4].

If an AMF within an AMF set redirects a service request to a different AMF of the set using an 307 Temporary Redirect or 308 Permanent Redirect status code, the identity of the new AMF towards which the service request is redirected shall be indicated in the 3gpp-Sbi-Target-Nf-Id header of the 307 Temporary Redirect or 308 Permanent Redirect response as specified in clause 6.10.9.1 of 3GPP TS 29.500 [4].

## 6.5 Namf\_MBSBroadcast Service API

### 6.5.1 API URI

The Namf\_MBSBroadcast service shall use the Namf\_MBSBroadcast API.

The API URI of the Namf\_MBSBroadcast API shall be:

**{apiRoot}/<apiName>/<apiVersion>**

The request URI used in HTTP requests from the NF service consumer towards the NF service producer shall have the Resource URI structure defined in clause 4.4.1 of 3GPP TS 29.501 [5], i.e.:

**{apiRoot}/<apiName>/<apiVersion>/<apiSpecificResourceUriPart>**

with the following components:

- The {apiRoot} shall be set as described in 3GPP TS 29.501 [5].
- The <apiName> shall be "namf-mbs-bc".
- The <apiVersion> shall be "v1".
- The <apiSpecificResourceUriPart> shall be set as described in clause 6.5.3.

## 6.5.2 Usage of HTTP

### 6.5.2.1 General

HTTP/2, as defined in IETF RFC 7540 [19], shall be used as specified in clause 5 of 3GPP TS 29.500 [4].

HTTP/2 shall be transported as specified in clause 5.3 of 3GPP TS 29.500 [4].

HTTP messages and bodies for the Namf\_MBSBroadcast service shall comply with the OpenAPI [23] specification contained in Annex A.

### 6.5.2.2 HTTP standard headers

#### 6.5.2.2.1 General

The usage of HTTP standard headers shall be supported as specified in clause 5.2.2 of 3GPP TS 29.500 [4].

#### 6.5.2.2.2 Content type

The following content types shall be supported:

- JSON, as defined in IETF RFC 8259 [8], shall be used as content type of the HTTP bodies specified in the present specification as indicated in clause 5.4 of 3GPP TS 29.500 [4].
- The Problem Details JSON Object (IETF RFC 7807 [36]). The use of the Problem Details JSON object in a HTTP response body shall be signalled by the content type "application/problem+json".

Multipart messages shall also be supported (see clause 6.5.2.4) using the content type "multipart/related", comprising:

- one JSON body part with the "application/json" content type; and
- one or more binary body parts with 3gpp vendor specific content subtypes.

The 3gpp vendor specific content subtypes defined in Table 6.5.2.2.2-1 shall be supported.

**Table 6.5.2.2-1: 3GPP vendor specific content subtypes**

content subtype	Description
vnd.3gpp.ngap	Binary encoded payload, encoding NG Application Protocol (NGAP) IEs, as specified in clause 9.3 of 3GPP TS 38.413 [9] (ASN.1 encoded).
NOTE:	Using 3GPP vendor content subtypes allows to describe the nature of the opaque payload (i.e. NGAP information) without having to rely on metadata in the JSON payload.

See clause 6.5.2.4 for the binary payloads supported in the binary body part of multipart messages.

### 6.5.2.3 HTTP custom headers

#### 6.5.2.3.1 General

In this release of this specification, no custom headers specific to the Namf\_MBSBroadcast service are defined. For 3GPP specific HTTP custom headers used across all service-based interfaces, see clause 5.2.3 of 3GPP TS 29.500 [4].

### 6.5.2.4 HTTP multipart messages

HTTP multipart messages shall be supported, to transfer opaque N2 Information in the following service operations (and HTTP messages):

- ContextCreate Request and Response (POST);
- ContextUpdate Request and Response (POST);
- ContextStatusNotify service operation (POST).

HTTP multipart messages shall include one JSON body part and one or more binary body parts comprising:

- N2 payload (see clause 6.1.6.4).

The JSON body part shall be the "root" body part of the multipart message. It shall be encoded as the first body part of the multipart message. The "Start" parameter does not need to be included.

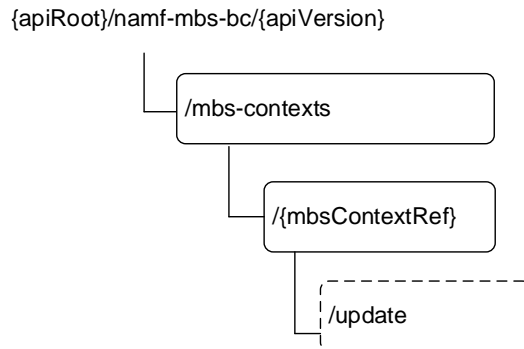
The multipart message shall include a "type" parameter (see IETF RFC 2387 [9]) specifying the media type of the root body part, i.e. "application/json".

NOTE: The "root" body part (or "root" object) is the first body part the application processes when receiving a multipart/related message, see IETF RFC 2387 [9]. The default root is the first body within the multipart/related message. The "Start" parameter indicates the root body part, e.g. when this is not the first body part in the message.

For each binary body part in a HTTP multipart message, the binary body part shall include a Content-ID header (see IETF RFC 2045 [10]), and the JSON body part shall include an attribute, defined with the RefToBinaryData type, that contains the value of the Content-ID header field of the referenced binary body part.

## 6.5.3 Resources

### 6.5.3.1 Overview



**Figure 6.5.3.1-1: Resource URI structure of the Namf\_MBSBroadcast Service API**

Table 6.5.3.1-1 provides an overview of the resources and applicable HTTP methods.

**Table 6.5.3.1-1: Resources and methods overview**

Resource name	Resource URI	HTTP method or custom operation	Description (service operation)
Broadcast MBS session contexts collection	/mbs-contexts	POST	ContextCreate
Individual broadcast MBS session context	/mbs-contexts/{mbsContextRef}/update	update (POST)	ContextUpdate
	/mbs-contexts/{mbsContextRef}	DELETE	ContextRelease

### 6.5.3.2 Resource: Broadcast MBS session contexts collection

#### 6.5.3.2.1 Description

This resource represents a collection of Broadcast MBS session contexts created by NF service consumers of the Namf\_MBSBroadcast service.

This resource is modelled as the Collection resource archetype (see clause C.2 of 3GPP TS 29.501 [5]).

#### 6.5.3.2.2 Resource Definition

Resource URI: **{apiRoot}/namf-mbs-bc/<apiVersion>/mbs-contexts**

This resource shall support the resource URI variables defined in table 6.5.3.2.2-1.

**Table 6.5.3.2.2-1: Resource URI variables for this resource**

Name	Data type	Definition
apiRoot	string	See clause 6.5.1
apiVersion	string	See clause 6.5.1.

## 6.5.3.2.3 Resource Standard Methods

## 6.5.3.2.3.1 POST

This method shall support the URI query parameters specified in table 6.5.3.2.3.1-1.

**Table 6.5.3.2.3.1-1: URI query parameters supported by the POST method on this resource**

Name	Data type	P	Cardinality	Description
n/a				

This method shall support the request data structures specified in table 6.5.3.2.3.1-2 and the response data structures and response codes specified in table 6.5.3.2.3.1-3.

**Table 6.5.3.2.3.1-2: Data structures supported by the POST Request Body on this resource**

Data type	P	Cardinality	Description
ContextCreateReqData	M	1	Data within ContextCreate Request

**Table 6.5.3.2.3.1-3: Data structures supported by the POST Response Body on this resource**

Data type	P	Cardinality	Response codes	Description
ContextCreateRspData	M	1	201 Created	Successful creation of a broadcast MBS context
RedirectResponse	O	0..1	307 Temporary Redirect	Temporary redirection. The response shall include a Location header field containing a different URI, or the same URI if a request is redirected to the same target resource via a different SCP. In the former case, the URI shall be an alternative URI of the resource located on an alternative service instance within the same AMF or AMF (service) set.
RedirectResponse	O	0..1	308 Permanent Redirect	Permanent redirection. The response shall include a Location header field containing a different URI, or the same URI if a request is redirected to the same target resource via a different SCP. In the former case, the URI shall be an alternative URI of the resource located on an alternative service instance within the same AMF or AMF (service) set.
NOTE: The mandatory HTTP error status code for the POST method listed in Table 5.2.7.1-1 of 3GPP TS 29.500 [4] also apply, with response body containing an object of ProblemDetails data type (see clause 5.2.7 of 3GPP TS 29.500 [4]).				

**Table 6.5.3.2.3.1-4: Headers supported by the 201 Response Code on this resource**

Name	Data type	P	Cardinality	Description
Location	string	M	1	Contains the URI of the newly created resource, according to the structure: {apiRoot}/namf-mbs-bc/<apiVersion>/mbs-contexts/{mbsContextRef}

**Table 6.5.3.2.3.1-5: Headers supported by the 307 Response Code on this resource**

Name	Data type	P	Cardinality	Description
Location	string	M	1	An alternative URI of the resource located on an alternative service instance within the same AMF or AMF (service) set. Or the same URI, if a request is redirected to the same target resource via a different SCP.
3gpp-Sbi-Target-Nf-Id	string	O	0..1	Identifier of the target NF (service) instance ID towards which the request is redirected

**Table 6.5.3.2.3.1-6: Headers supported by the 308 Response Code on this resource**

Name	Data type	P	Cardinality	Description
Location	string	M	1	An alternative URI of the resource located on an alternative service instance within the same AMF or AMF (service) set. Or the same URI, if a request is redirected to the same target resource via a different SCP.
3gpp-Sbi-Target-Nf-Id	string	O	0..1	Identifier of the target NF (service) instance ID towards which the request is redirected

#### 6.5.3.2.4 Resource Custom Operations

None.

### 6.5.3.3 Resource: Individual broadcast MBS session context

#### 6.5.3.3.1 Description

This resource represents an Individual broadcast MBS session context created by an NF service consumer of the Namf\_MBSBroadcast service.

This resource is modelled as the Document resource archetype (see clause C.2 of 3GPP TS 29.501 [5]).

#### 6.5.3.3.2 Resource Definition

Resource URI: **{apiRoot}/namf-mbs-bc/<apiVersion>/mbs-contexts/{mbsContextRef}**

This resource shall support the resource URI variables defined in table 6.5.3.3.2-1.

**Table 6.5.3.3.2-1: Resource URI variables for this resource**

Name	Data type	Definition
apiRoot	string	See clause 6.5.1
apiVersion	string	See clause 6.5.1
mbsContextRef	string	String identifying an individual broadcast MBS session context

#### 6.5.3.3.3 Resource Standard Methods

##### 6.5.3.3.3.1 DELETE

This method shall support the URI query parameters specified in table 6.5.3.3.3.1-1.

**Table 6.5.3.3.3.1-1: URI query parameters supported by the DELETE method on this resource**

Name	Data type	P	Cardinality	Description
n/a				

This method shall support the request data structures specified in table 6.5.3.3.3.1-2 and the response data structures and response codes specified in table 6.5.3.3.3.1-3.

**Table 6.5.3.3.3.1-2: Data structures supported by the DELETE Request Body on this resource**

Data type	P	Cardinality	Description
n/a			



**Table 6.5.3.3.1-3: Data structures supported by the DELETE Response Body on this resource**

Data type	P	Cardinality	Response codes	Description
n/a			204 No Content	Successful deletion of a broadcast MBS context
RedirectResponse	O	0..1	307 Temporary Redirect	Temporary redirection. The response shall include a Location header field containing a different URI, or the same URI if a request is redirected to the same target resource via a different SCP. In the former case, the URI shall be an alternative URI of the resource located on an alternative service instance within the same AMF or AMF (service) set.
RedirectResponse	O	0..1	308 Permanent Redirect	Permanent redirection. The response shall include a Location header field containing a different URI, or the same URI if a request is redirected to the same target resource via a different SCP. In the former case, the URI shall be an alternative URI of the resource located on an alternative service instance within the same AMF or AMF (service) set.
NOTE: The mandatory HTTP error status code for the POST method listed in Table 5.2.7.1-1 of 3GPP TS 29.500 [4] also apply, with response body containing an object of ProblemDetails data type (see clause 5.2.7 of 3GPP TS 29.500 [4]).				

**Table 6.5.3.3.1-4: Headers supported by the 307 Response Code on this resource**

Name	Data type	P	Cardinality	Description
Location	string	M	1	An alternative URI of the resource located on an alternative service instance within the same AMF or AMF (service) set. Or the same URI, if a request is redirected to the same target resource via a different SCP.
3gpp-Sbi-Target-Nf-Id	string	O	0..1	Identifier of the target NF (service) instance ID towards which the request is redirected

**Table 6.5.3.3.1-5: Headers supported by the 308 Response Code on this resource**

Name	Data type	P	Cardinality	Description
Location	string	M	1	An alternative URI of the resource located on an alternative service instance within the same AMF or AMF (service) set. Or the same URI, if a request is redirected to the same target resource via a different SCP.
3gpp-Sbi-Target-Nf-Id	string	O	0..1	Identifier of the target NF (service) instance ID towards which the request is redirected

#### 6.5.3.3.4 Resource Custom Operations

##### 6.5.3.2.4.1 Overview

**Table 6.5.3.2.4.1-1: Custom operations**

Operation Name	Custom operation URI	Mapped HTTP method	Description
update	/mbscontexts/{mbsContextRef}/update	POST	ContextUpdate service operation

##### 6.5.3.2.4.2 Operation: update (POST)

###### 6.5.3.2.4.2.1 Description

This {mbsContextRef} identifies the individual broadcast MBS session context to be updated.

## 6.5.3.2.4.2.2 Operation Definition

This operation shall support the request data structures specified in table 6.5.3.2.4.2.2-1 and the response data structure and response codes specified in table 6.5.3.2.4.2.2-2.

**Table 6.5.3.2.4.2.2-1: Data structures supported by (POST) the update operation Request Body**

Data type	P	Cardinality	Description
ContextUpdateReqData	M	1	Data within the ContextUpdate Request

**Table 6.5.3.2.4.2.2-2: Data structures supported by the (POST) update operation Response Body**

Data type	P	Cardinality	Response codes	Description
ContextUpdateRspData	M	1	200 OK	Successful update of the broadcast MBS session context, with content in the response
n/a			204 No Content	Successful update of the broadcast MBS session context, without content in the response
RedirectResponse	O	0..1	307 Temporary Redirect	Temporary redirection. The response shall include a Location header field containing a different URI, or the same URI if a request is redirected to the same target resource via a different SCP. In the former case, the URI shall be an alternative URI of the resource located on an alternative service instance within the same AMF or AMF (service) set.
RedirectResponse	O	0..1	308 Permanent Redirect	Permanent redirection. The response shall include a Location header field containing a different URI, or the same URI if a request is redirected to the same target resource via a different SCP. In the former case, the URI shall be an alternative URI of the resource located on an alternative service instance within the same AMF or AMF (service) set.
NOTE: The mandatory HTTP error status code for the POST method listed in Table 5.2.7.1-1 of 3GPP TS 29.500 [4] also apply, with response body containing an object of ProblemDetails data type (see clause 5.2.7 of 3GPP TS 29.500 [4]).				

**Table 6.5.3.2.4.2.2-3: Headers supported by the 307 Response Code on this resource**

Name	Data type	P	Cardinality	Description
Location	string	M	1	An alternative URI of the resource located on an alternative service instance within the same AMF or AMF (service) set. Or the same URI, if a request is redirected to the same target resource via a different SCP.
3gpp-Sbi-Target-Nf-Id	string	O	0..1	Identifier of the target NF (service) instance ID towards which the request is redirected

**Table 6.5.3.2.4.2.2-4: Headers supported by the 308 Response Code on this resource**

Name	Data type	P	Cardinality	Description
Location	string	M	1	An alternative URI of the resource located on an alternative service instance within the same AMF or AMF (service) set. Or the same URI, if a request is redirected to the same target resource via a different SCP.
3gpp-Sbi-Target-Nf-Id	string	O	0..1	Identifier of the target NF (service) instance ID towards which the request is redirected

## 6.5.4 Custom Operations without associated resources

There are no custom operations without associated resources supported by the Namf\_MBSBroadcast Service in this release of the specification.

## 6.5.5 Notifications

### 6.5.5.1 General

This clause specifies the notifications provided by the Namf\_MBSBroadcast service.

**Table 6.5.5.1-1: Notifications overview**

Notification	Callback URI	HTTP method or custom operation	Description (service operation)
Broadcast MBS Session Context Status Notification	{notifyUri}	POST	ContextStatusNotify

### 6.5.5.2 Broadcast MBS Session Context Status Notification

#### 6.5.5.2.1 Description

The Broadcast MBS session context notification is used by the AMF to report one or several status changes of a Broadcast MBS session context to a NF service consumer.

#### 6.5.5.2.2 Target URI

The Callback URI "{**notifyUri**}" shall be used with the callback URI variables defined in table 6.5.5.2.2-1.

**Table 6.5.5.2.2-1: Callback URI variables**

Name	Definition
notifyUri	String formatted as URI with the Callback URI

#### 6.5.5.2.3 Notification Standard Methods

##### 6.5.5.2.3.1 POST

This method shall support the request data structures specified in table 6.5.5.2.3.1-1 and the response data structures and response codes specified in table 6.5.5.2.3.1-2.

**Table 6.5.5.2.3.1-2: Data structures supported by the POST Request Body**

Data type	P	Cardinality	Description
ContextStatusNotification	M	1	Represents the notification to be delivered

**Table 6.5.5.2.3.1-3: Data structures supported by the POST Response Body**

Data type	P	Cardinality	Response codes	Description
n/a			204 No Content	
RedirectResponse	O	0..1	307 Temporary Redirect	Temporary redirection. The NF service consumer shall generate a Location header field containing a URI pointing to the endpoint of another NF service consumer to which the notification should be sent.  If an SCP redirects the message to another SCP then the location header field shall contain the same URI or a different URI pointing to the endpoint of the NF service consumer to which the notification should be sent.
RedirectResponse	O	0..1	308 Permanent Redirect	Permanent redirection. The NF service consumer shall generate a Location header field containing a URI pointing to the endpoint of another NF service consumer to which the notification should be sent.  If an SCP redirects the message to another SCP then the location header field shall contain the same URI or a different URI pointing to the endpoint of the NF service consumer to which the notification should be sent.
NOTE: The mandatory HTTP error status code for the POST method listed in Table 5.2.7.1-1 of 3GPP TS 29.500 [4] also apply, with response body containing an object of ProblemDetails data type (see clause 5.2.7 of 3GPP TS 29.500 [4]).				

**Table 6.5.5.2.3.1-4: Headers supported by the 307 Response Code on this resource**

Name	Data type	P	Cardinality	Description
Location	string	M	1	A URI pointing to the endpoint of the NF service consumer to which the notification should be sent
3gpp-Sbi-Target-Nf-Id	string	O	0..1	Identifier of the target NF (service) instance ID towards which the request is redirected

**Table 6.5.5.2.3.1-5: Headers supported by the 308 Response Code on this resource**

Name	Data type	P	Cardinality	Description
Location	string	M	1	A URI pointing to the endpoint of the NF service consumer to which the notification should be sent
3gpp-Sbi-Target-Nf-Id	string	O	0..1	Identifier of the target NF (service) instance ID towards which the request is redirected

## 6.5.6 Data Model

### 6.5.6.1 General

This clause specifies the application data model supported by the API.

Table 6.5.6.1-1 specifies the data types defined for the Namf\_MBSBroadcast service based interface protocol.

**Table 6.5.6.1-1: Namf\_MBSBroadcast specific Data Types**

Data type	Clause defined	Description
ContextCreateReqData	6.5.6.2.2	Data within ContextCreate Request
ContextCreateRspData	6.5.6.2.3	Data within ContextCreate Response
ContextStatusNotification	6.5.6.2.4	Data within ContextStatusNotify Request
ContextUpdateReqData	6.5.6.2.5	Data within ContextUpdate Request
ContextUpdateRspData	6.5.6.2.6	Data within ContextUpdate Response
N2MbsSmInfo	6.5.6.2.7	N2 MBS Session Management Information
OperationEvent	6.5.6.2.8	Operation Event
NgranFailureEvent	6.5.6.2.9	NG-RAN failure event
OperationStatus	6.5.6.3.3	Operation Status
NgapleType	6.5.6.3.4	NGAP Information Element Type
OpEventType	6.5.6.3.5	Operation Event Type
NgranFailureIndication	6.5.6.3.6	Indication of a NG-RAN failure event

Table 6.5.6.1-2 specifies data types re-used by the Namf service based interface protocol from other specifications, including a reference to their respective specifications and when needed, a short description of their use within the Namf service based interface.

**Table 6.5.6.1-2: Namf re-used Data Types**

Data type	Reference	Comments
MbsSessionId	3GPP TS 29.571 [6]	MBS Session Id
AreaSessionId	3GPP TS 29.571 [6]	Area Session Id
MbsServiceArea	3GPP TS 29.571 [6]	MBS Service Area
RefToBinaryData	3GPP TS 29.571 [6]	Reference to binary body part
Uri	3GPP TS 29.571 [6]	URI
DurationSec	3GPP TS 29.571 [6]	Duration in seconds
MbsServiceAreaInfo	3GPP TS 29.571 [6]	MBS Service Area Information for a Location dependent MBS session
GlobalRanNodeId	3GPP TS 29.571 [6]	Global RAN Node Identifier

## 6.5.6.2 Structured data types

### 6.5.6.2.1 Introduction

Structured data types used in Namf\_MBSBroadcast service are specified in this clause.

## 6.5.6.2.2 Type: ContextCreateReqData

Table 6.5.6.2.2-1: Definition of type ContextCreateReqData

Attribute name	Data type	P	Cardinality	Description
mbsSessionId	MbsSessionId	M	1	MBS Session ID
mbsServiceArea	MbsServiceArea	C	1	MBS Service Area This IE shall be present if this is a Local broadcast MBS session. (NOTE 1)
mbsServiceAreaInfoList	array(MbsServiceAreaInfo)	C	1..N	List of MBS service areas and their related Area Session IDs. This IE shall be present if this is a Location dependent broadcast MBS service. (NOTE 1)
n2MbsSmlInfo	N2MbsSmlInfo	M	1	This IE shall be present and shall contain N2 MBS Session Management related information.(see clause 6.5.6.4).
notifyUri	Uri	M	1	This IE shall contain the notification URI where to be notified about the status change of the broadcast MBS session context.
maxResponseTime	DurationSec	O	0..1	Maximum response time (in seconds) to receive information about the completion of the Broadcast MBS session establishment.
snssai	Snssai	M	1	This IE shall be included to indicate the S-NSSAI of the MBS session. (NOTE 2).
NOTE 1: Either the mbsServiceAreaInfoList IE or the mbsServiceArea IE shall be present.				
NOTE 2: If an MB-SMF does not receive the S-NSSAI from the NEF/MBSF, the MB-SMF shall include a pre-configured default SNSSAI.				

## 6.5.6.2.3 Type: ContextCreateRspData

Table 6.5.6.2.3-1: Definition of type ContextCreateRspData

Attribute name	Data type	P	Cardinality	Description
mbsSessionId	MbsSessionId	M	1	MBS session identifier.
n2MbsSmlInfoList	array(N2MbsSmlInfo)	O	1..10	When present, this IE shall contain N2 MBS Session Management related information.(see clause 6.5.6.4).
operationStatus	OperationStatus	C	0..1	This IE shall be present and indicate the completion of the MBS session start operation, if the AMF received the NG-RAN responses from all involved NG-RAN(s).

## 6.5.6.2.4 Type: ContextStatusNotification

**Table 6.5.6.2.4-1: Definition of type ContextStatusNotification**

Attribute name	Data type	P	Cardinality	Description
mbsSessionId	MbsSessionId	M	1	MBS Session ID
areaSessionId	AreaSessionId	C	0..1	Area Session ID This IE shall be present if this is a Location dependent broadcast MBS service.
n2MbsSmlInfoList	array(N2MbsSmlInfo)	O	1..10	When present, this IE shall contain N2 MBS Session Management related information.(see clause 6.5.6.4).
operationStatus	OperationStatus	C	0..1	This IE shall be present and indicate the completion of the MBS session start or update operation, if the NF Service Consumer has requested to establish or update the Broadcast MBS session context and a response has been received from all NG-RANs.  This IE shall be present and indicate the incompleteness of the MBS session start or update operation, if the NF Service Consumer has requested to establish or update the Broadcast MBS session context within a maximum response time and the AMF has not received responses from all NG-RANs before the maximum response time elapses.
operationEvents	array(operationEvent)	O	1..N	This IE may be present to report a list of operation events related to the Broadcast MB Session.

## 6.5.6.2.5 Type: ContextUpdateReqData

Table 6.5.6.2.5-1: Definition of type ContextUpdateReqData

Attribute name	Data type	P	Cardinality	Description
mbsServiceArea	MbsServiceArea	O	0..1	MBS Service Area  This IE may be present for a Location independent broadcast MBS session. (NOTE)
mbsServiceAreaInfoList	array(MbsServiceAreaInfo)	O	1..N	List of MBS service areas and their related Area Session IDs. This IE may be present for a Local broadcast MBS service. (NOTE)
n2MbsSmlInfo	N2MbsSmlInfo	O	0..1	When present, this IE shall contain N2 MBS Session Management related information.(see clause 6.5.6.4).
ranIdList	array(GlobalRanNodeId)	O	1..N	This IE may be included when the MBS session update is to be performed only in a list of specific NG-RAN(s) as specified in clause 8.3.2.3 of 3GPP TS 23.527 [33]).
noNgapSignallingInd	boolean	O	0..1	This IE may be present during the restoration procedure to select an alternative AMF for a Broadcast MBS Session at AMF failure as specified in clause 8.3.2.4 of 3GPP TS 23.527 [33]).  When present, this IE shall be set as following: - true: the AMF may consider to not trigger a NGAP signaling message to any NG-RAN.
notifyUri	Uri	O	0..1	When present, this IE shall contain the notification URI where to be notified about the status change of the broadcast MBS session context.
maxResponseTime	DurationSec	O	0..1	Maximum response time (in seconds) to receive information about the completion of the Broadcast MBS session update.
n2MbsInfoChangeInd	boolean	O	0..1	When present, this IE shall indicate whether the information within the N2 MBS Session Management container has changed or not, as follows: - true: the information has changed; - false: the information has not changed.
NOTE: Either the mbsServiceAreaInfoList IE or the mbsServiceArea IE may be present.				

## 6.5.6.2.6 Type: ContextUpdateRspData

Table 6.5.6.2.6-1: Definition of type ContextUpdateRspData

Attribute name	Data type	P	Cardinality	Description
n2MbsSmlInfoList	array(N2MbsSmlInfo)	O	1..10	When present, this IE shall contain N2 MBS Session Management related information.(see clause 6.5.6.4).
operationStatus	OperationStatus	C	0..1	This IE shall be present and indicate the completion of the MBS session start operation, if the AMF received the NG-RAN responses from all involved NG-RAN(s).



## 6.5.6.2.7 Type: N2MbsSmlInfo

**Table 6.5.6.2.7-1: Definition of type N2MbsSmlInfo**

Attribute name	Data type	P	Cardinality	Description
ngapleType	NgapleType	M	1	This IE shall indicate the NGAP IE type of the ngapData as specified in clause 6.5.6.3.x.
ngapData	RefToBinaryData	M	1	This IE shall contain the reference to the binary data part carrying the NGAP data.
ranId	GlobalRanNodeId	M	1	This IE shall indicate the Global RAN ID of the gNB that generated the N2 MBS Session Management related information.

## 6.5.6.2.8 Type: OperationEvent

**Table 6.5.6.2.8-1: Definition of type OperationEvent**

Attribute name	Data type	P	Cardinality	Description
opEventType	OpEventType	M	1	Indicates the event type of an operation event related to the Broadcast MBS Session.
amfId	NfInstanceId	C	0..1	This IE shall be present to contain the NF Instance ID of the AMF sending the Context Status Notify Request message if the operation event type indicates an AMF change event.
ngranFailureEventList	array(NgranFailureEvent)	C	1..N	This IE shall be present if the event type is related to a NG-RAN.

## 6.5.6.2.9 Type: NgranFailureEvent

**Table 6.5.6.2.9-1: Definition of type NgranFailureEvent**

Attribute name	Data type	P	Cardinality	Description
ngranId	GlobalRanNodeId	M	1	Indicates the identity of the RAN node. The IE shall contain the gNB ID.
ngranFailureIndication	NgranFailureIndication	M	1	This IE shall contain the information related to the NG-RAN failure.

## 6.5.6.3 Simple data types and enumerations

## 6.5.6.3.1 Introduction

This clause defines simple data types and enumerations that can be referenced from data structures defined in the previous clauses.

## 6.5.6.3.2 Simple data types

The simple data types defined in table 6.5.6.3.2-1 shall be supported.

**Table 6.5.6.3.2-1: Simple data types**

Type Name	Type Definition	Description

## 6.5.6.3.3 Enumeration: OperationStatus

The enumeration OperationStatus represents the status of a Broadcast MBS session start or update operation.

**Table 6.5.6.3.3-1: Enumeration OperationStatus**

Enumeration value	Description
"MBS_SESSION_START_COMPLETE"	This value indicates the completion of the Broadcast MBS session establishment, i.e. that the AMF has received a response from all NG-RANs.
" MBS_SESSION_START_INCOMPLETE"	This value indicates the incompleteness of the Broadcast MBS session establishment because the AMF has not received responses from all NG-RANs before the maximum response time that was indicated in the request elapses.
"MBS_SESSION_UPDATE_COMPLETE"	This value indicates the completion of the Broadcast MBS session update, i.e. that the AMF has received a response from all NG-RANs.
" MBS_SESSION_UPDATE_INCOMPLETE"	This value indicates incompleteness of the Broadcast MBS session update because the AMF has not received responses from all NG-RANs before the maximum response time that was indicated in the request elapses.

## 6.5.6.3.4 Enumeration: NgapleType

**Table 6.5.6.3.4-1: Enumeration NgapleType**

Enumeration value	Description
"MBS_SES_REQ"	MBS Session Information Setup Request Transfer
"MBS_SES_RSP"	MBS Session Information Response Transfer
"MBS_SES_FAIL"	MBS Session Information Failure Transfer
"MBS_SES_REL_RSP"	MBS Session Release Response Transfer

*Editor's Note: The contents of the above table will be aligned with the final contents of TS 38.413.*

## 6.5.6.3.5 Enumeration: OpEventType

**Table 6.5.6.3.5-1: Enumeration: OpEventType**

Enumeration value	Description
"AMF_CHANGE"	This value indicates that the AMF has taken over of the Broadcast MBS Session.
"NG_RAN_EVENT"	This value indicates that an event related to a NG-RAN for the Broadcast MBS Session has taken place.

## 6.5.6.3.6 Enumeration: NgranFailureIndication

The enumeration NgranFailureIndication indicates a NG-RAN failure event.

**Table 6.5.6.3.6-1: Enumeration NgranFailureIndication**

Enumeration value	Description
"NG_RAN_RESTART_OR_START"	This value indicates that the AMF has detected a (re)start of a NG-RAN.
"NG_RAN_FAILURE_WITHOUT_RESTART"	This value indicates that the AMF has detected a NG-RAN failure without a restart.
"NG_RAN_NOT_REACHABLE"	This value indicates that the AMF has failed to reach the NG-RAN when sending a NGAP MBS Session Setup/Modification/Release Request message.

## 6.5.6.4 Binary data

### 6.5.6.4.1 Introduction

This clause defines the binary data that shall be supported in a binary body part in an HTTP multipart message (see clauses 6.5.2.2.2 and 6.5.2.4).

**Table 6.5.6.4.1-1: Binary Data Types**

Name	Clause defined	Content type
N2 Information	6.5.6.4.3	vnd.3gpp.ngap

### 6.5.6.4.2 N2 Information

#### 6.5.6.4.2.1 Introduction

N2 Information shall encode NG Application Protocol (NGAP) IEs, as specified in clause 9.3.A of 3GPP TS 38.413 [12] (ASN.1 encoded), using the vnd.3gpp.ngap content-type.

#### 6.5.6.4.2.2 NGAP IEs

N2 Information may encode following NGAP MB-SMF related IE specified in clause 9.3.5 of 3GPP TS 38.413 [12], as summarized in Table 6.5.6.4.2.2-1.

**Table 6.5.6.4.2.2-1: N2 Information content for class MBS-SM**

NGAP IE	Reference (3GPP TS 38.413 [12])	Related NGAP message
MBS Session Information Request Transfer	9.3.5.3	BROADCAST SESSION SETUP REQUEST
MBS Session Information Response Transfer	9.3.5.5	BROADCAST SESSION SETUP RESPONSE BROADCAST SESSION MODIFICATION RESPONSE
MBS Session Information Failure Transfer	9.3.5.6	BROADCAST SESSION SETUP FAILURE BROADCAST SESSION MODIFICATION FAILURE
MBS Session Release Response Transfer	9.3.5.z	BROADCAST SESSION RELEASE RESPONSE (NOTE)
NOTE: An MBS Session Release Response Transfer IE shall only be sent to the MB-SMF during a Broadcast MBS Session Release Require procedure (see clause 7.3.x of 3GPP TS 23.247 [55]), when unicast transport applies over N3mb, to transfer the DL F-TEID of the NG-RAN node in which the MBS session has been released and towards which the delivery of MBS data shall be stopped.		

## 6.6 Namf\_MBSCommunication Service API

### 6.6.1 API URI

The Namf\_MBSCommunication service shall use the Namf\_MBSCommunication API.

The API URI of the Namf\_MBSCommunication API shall be:

**{apiRoot}/<apiName>/<apiVersion>**

The request URI used in HTTP requests from the NF service consumer towards the NF service producer shall have the Resource URI structure defined in clause 4.4.1 of 3GPP TS 29.501 [5], i.e.:

**{apiRoot}/<apiName>/<apiVersion>/<apiSpecificResourceUriPart>**

with the following components:

- The {apiRoot} shall be set as described in 3GPP TS 29.501 [5].
- The <apiName> shall be "namf-mbs-comm".
- The <apiVersion> shall be "v1".
- The <apiSpecificResourceUriPart> shall be set as described in clause 6.6.3.

### 6.6.2 Usage of HTTP

#### 6.6.2.1 General

HTTP/2, as defined in IETF RFC 7540 [19], shall be used as specified in clause 5 of 3GPP TS 29.500 [4].

HTTP/2 shall be transported as specified in clause 5.3 of 3GPP TS 29.500 [4].

HTTP messages and bodies for the Namf\_MBSCommunication service shall comply with the OpenAPI [23] specification contained in Annex A.

#### 6.6.2.2 HTTP standard headers

##### 6.6.2.2.1 General

The usage of HTTP standard headers shall be supported as specified in clause 5.2.2 of 3GPP TS 29.500 [4].

##### 6.6.2.2.2 Content type

The following content types shall be supported:

- JSON, as defined in IETF RFC 8259 [8], shall be used as content type of the HTTP bodies specified in the present specification as indicated in clause 5.4 of 3GPP TS 29.500 [4].
- The Problem Details JSON Object (IETF RFC 7807 [36]). The use of the Problem Details JSON object in a HTTP response body shall be signalled by the content type "application/problem+json".

Multipart messages shall also be supported (see clause 6.6.2.4) using the content type "multipart/related", comprising:

- one JSON body part with the "application/json" content type; and
- one binary body part with 3gpp vendor specific content subtypes.

The 3gpp vendor specific content subtypes defined in Table 6.6.2.2.2-1 shall be supported.

**Table 6.6.2.2-1: 3GPP vendor specific content subtypes**

content subtype	Description
vnd.3gpp.ngap	Binary encoded payload, encoding NG Application Protocol (NGAP) IEs, as specified in clause 9.3 of 3GPP TS 38.413 [9] (ASN.1 encoded).
NOTE:	Using 3GPP vendor content subtypes allows to describe the nature of the opaque payload (i.e. NGAP information) without having to rely on metadata in the JSON payload.

See clause 6.6.2.4 for the binary payloads supported in the binary body part of multipart messages.

## 6.6.2.3 HTTP custom headers

### 6.6.2.3.1 General

In this release of this specification, no custom headers specific to the Namf\_MBSCommunication service are defined. For 3GPP specific HTTP custom headers used across all service-based interfaces, see clause 5.2.3 of 3GPP TS 29.500 [4].

## 6.6.2.4 HTTP multipart messages

HTTP multipart messages shall be supported, to transfer opaque N2 Information MBS, in the following service operations (and HTTP messages):

- N2MessageTransfer Request and Response (POST).

HTTP multipart messages shall include one JSON body part and one binary body part comprising:

- N2 payload (see clause 6.1.6.4).

The JSON body part shall be the "root" body part of the multipart message. It shall be encoded as the first body part of the multipart message. The "Start" parameter does not need to be included.

The multipart message shall include a "type" parameter (see IETF RFC 2387 [9]) specifying the media type of the root body part, i.e. "application/json".

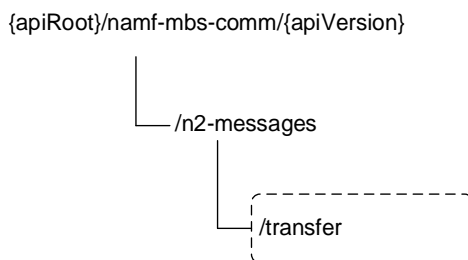
- NOTE: The "root" body part (or "root" object) is the first body part the application processes when receiving a multipart/related message, see IETF RFC 2387 [9]. The default root is the first body within the multipart/related message. The "Start" parameter indicates the root body part, e.g. when this is not the first body part in the message.

For each binary body part in a HTTP multipart message, the binary body part shall include a Content-ID header (see IETF RFC 2045 [10]), and the JSON body part shall include an attribute, defined with the RefToBinaryData type, that contains the value of the Content-ID header field of the referenced binary body part.

## 6.6.3 Resources

### 6.6.3.1 Overview

Figure 6.6.3.1-1 describes the resource URI structure of the Namf\_MBSCommunication API.



**Figure 6.6.3.1-1: Resource URI structure of the Namf\_MBSCommunication API**

Table 6.6.3.1-1 provides an overview of the resources and applicable HTTP methods.

**Table 6.6.3.1-1: Resources and methods overview**

Resource name	Resource URI	HTTP method or custom operation	Description (service operation)
N2 Message Handler (Custom Operation)	/n2-messages/transfer	transfer (POST)	N2MessageTransfer

### 6.6.3.1 Resource: N2 Message Handler (Custom Operation)

#### 6.6.3.1.1 Description

This resource represents the N2 Message Handler used to transfer a N2 message related to support a Multicast MBS session towards NG-RANs.

#### 6.6.3.1.2 Resource Definition

Resource URI: **{apiRoot}/namf-comm/<apiVersion>/n2-messages**

This resource shall support the resource URI variables defined in table 6.6.3.1.2-1.

**Table 6.6.3.1.2-1: Resource URI variables for this resource**

Name	Data Type	Definition
apiRoot	String	See clause 6.6.1
apiVersion	String	See clause 6.6.1.

#### 6.6.3.1.3 Resource Standard Methods

There are no resource standard methods for the N2 Message Handler resource in this release of this specification

## 6.6.3.1.4 Resource Custom Operations

## 6.6.3.1.4.1 Overview

**Table 6.6.3.1.4.1-1: Custom operations**

Operation Name	Custom operation URI	Mapped HTTP method	Description (service operation)
transfer	/n2-messages/transfer	POST	N2MessageTransfer

## 6.6.3.1.4.2 Operation: transfer

## 6.6.3.1.4.2.1 Description

The /n2-messages/transfer custom operation is used to initiate the transfer of N2 MBS Session Management information to the NG-RAN nodes serving a multicast MBS session. This custom operation uses the HTTP POST method.

## 6.6.3.1.4.2.2 Operation Definition

This operation shall support the request data structures specified in table 6.6.3.1.4.2-1 and the response data structure and response codes specified in table 6.6.3.1.4.2-2.

**Table 6.6.3.1.4.2.2-1: Data structures supported by the POST Request Body on this resource**

Data type	P	Cardinality	Description
MbsN2MessageTransferReqData	M	1	Representation of the data related to a multicast MBS session to be sent to the NG-RAN node(s) by the AMF.

**Table 6.6.3.1.4.2.2-2: Data structures supported by the POST Response Body on this resource**

Data type	P	Cardinality	Response codes	Description
MbsN2MessageTransferRspData	M	1	200 OK	Indicates that the AMF has successfully initiated the transfer of N2 Information to the AN.
RedirectResponse	O	0..1	307 Temporary Redirect	Temporary redirection. The response shall include a Location header field containing a different URI, or the same URI if a request is redirected to the same target resource via a different SCP. In the former case, the URI shall be an alternative URI of the resource located on an alternative service instance within the same AMF or AMF (service) set.
RedirectResponse	O	0..1	308 Permanent Redirect	Permanent redirection. The response shall include a Location header field containing a different URI, or the same URI if a request is redirected to the same target resource via a different SCP. In the former case, the URI shall be an alternative URI of the resource located on an alternative service instance within the same AMF or AMF (service) set.
ProblemDetails	O	0..1	404 Not Found	When the MBS Session ID is not found in the NF Service Producer (i.e. AMF) the "cause" attribute shall be set to: - MBS_SESSION_NOT_FOUND  See table 6.6.7.3-1 for the description of these errors
NOTE: The mandatory HTTP error status code for the POST method listed in Table 5.2.7.1-1 of 3GPP TS 29.500 [4] also apply, with response body containing an object of ProblemDetails data type (see clause 5.2.7 of 3GPP TS 29.500 [4]).				

**Table 6.6.3.1.4.2.2-3: Headers supported by the 307 Response Code on this resource**

Name	Data type	P	Cardinality	Description
Location	string	M	1	An alternative URI of the resource located on an alternative service instance within the same AMF or AMF (service) set. Or the same URI, if a request is redirected to the same target resource via a different SCP.
3gpp-Sbi-Target-Nf-Id	string	O	0..1	Identifier of the target NF (service) instance ID towards which the request is redirected

**Table 6.6.3.1.4.2.2-4: Headers supported by the 308 Response Code on this resource**

Name	Data type	P	Cardinality	Description
Location	string	M	1	An alternative URI of the resource located on an alternative service instance within the same AMF or AMF (service) set. Or the same URI, if a request is redirected to the same target resource via a different SCP.
3gpp-Sbi-Target-Nf-Id	string	O	0..1	Identifier of the target NF (service) instance ID towards which the request is redirected

## 6.6.4 Custom Operations without associated resources

### 6.6.5 Notifications

### 6.6.6 Data Model

#### 6.6.6.1 General

This clause specifies the application data model supported by the API.

Table 6.6.6.1-1 specifies the data types defined for the Namf\_MBSCommunication service based interface protocol.

**Table 6.6.6.1-1: Namf\_MBSCommunication specific Data Types**

Data type	Clause defined	Description
MbsN2MessageTransferReqData	6.6.6.2.2	Data within MBS N2 Message Transfer Request
MbsN2MessageTransferRspData	6.6.6.2.3	Data within MBS N2 Message Transfer Response
N2MbsSmlInfo	6.6.6.2.4	N2 MBS Session Management Information
MbsNgapleType	6.6.6.3.3	NGAP Information Element Type for MBS

Table 6.6.6.3-2 specifies data types re-used by the Namf\_MBSCommunication service based interface protocol from other specifications, including a reference to their respective specifications and when needed, a short description of their use within the Namf\_MBSCommunication service based interface.

**Table 6.6.6.1-2: Namf\_MBSCommunication re-used Data Types**

Data type	Reference	Comments
ProblemDetails	3GPP TS 29.571 [6]	Common data type used in response bodies
supportedFeatures	3GPP TS 29.571 [6]	Supported Features
RedirectResponse	3GPP TS 29.571 [6]	Response body of the redirect response message
MbsSessionId	3GPP TS 29.571 [6]	MBS Session Identifier
N2InformationTransferResult	6.1.6.3.8	Enumeration N2 Message Transfer Result



## 6.6.6.2 Structured data types

### 6.6.6.2.1 Introduction

Structured data types used in Namf\_MBSCommunication service are specified in this clause.

### 6.6.6.2.2 Type: MbsN2MessageTransferReqData

**Table 6.6.6.2.2-1: Definition of type MbsN2MessageTransferReqData**

Attribute name	Data type	P	Cardinality	Description
mbsSessionId	MbsSessionId	M	1	This IE shall be included to identify the MBS session to which the N2 information to be transferred is related.
areaSessionId	AreaSessionId	O	0..1	Area Session ID This IE may be present, if this is a Location dependent multicast MBS session.
n2MbsSmInfo	N2MbsSmInfo	M	1	This IE shall contain the N2 MBS Session Information to be transferred to the NG-RAN nodes serving the MBS session and additional information required for the processing of the message by the AMF.
supportedFeatures	SupportedFeatures	C	0..1	This IE shall be present if at least one optional feature defined in clause 6.1.8 is supported.

### 6.6.6.2.3 Type: MbsN2MessageTransferRspData

**Table 6.6.6.2.3-1: Definition of type MbsN2MessageTransferRspData**

Attribute name	Data type	P	Cardinality	Description
result	N2InformationTransferResult	M	1	This IE shall provide the result of the MBS N2 information transfer processing at the AMF.
supportedFeatures	SupportedFeatures	C	0..1	This IE shall be present if at least one optional feature defined in clause 6.1.8 is supported.

### 6.6.6.2.4 Type: N2MbsSmInfo

**Table 6.6.6.2.4-1: Definition of type N2MbsSmInfo**

Attribute name	Data type	P	Cardinality	Description
ngapleType	MbsNgapleType	C	0..1	This IE shall indicate the NGAP IE type of the ngapData as specified in clause 6.6.6.4.2.2.
ngapData	RefToBinaryData	M	1	This IE shall contain the reference the binary data part carrying the NGAP data.

## 6.6.6.3 Simple data types and enumerations

### 6.6.6.3.1 Introduction

This clause defines simple data types and enumerations that can be referenced from data structures defined in the previous clauses.

### 6.6.6.3.2 Simple data types

The simple data types defined in Table 6.6.6.3.2-1 shall be supported.

### 6.6.6.3.3 Enumeration: MbsNgapleType

**Table 6.6.6.3.3-1: Enumeration MbsNgapleType**

Enumeration value	Description
"MBS_SES_ACT_REQ"	Multicast Session Activation Request Transfer
"MBS_SES_DEACT_REQ"	Multicast Session Deactivation Request Transfer
"MBS_SES_UPD_REQ"	Multicast Session Update Request Transfer

### 6.6.6.4 Binary data

#### 6.6.6.4.1 Introduction

This clause defines the binary data that shall be supported in a binary body part in an HTTP multipart message (see clauses 6.6.2.2.2 and 6.6.2.4).

**Table 6.6.6.4.1-1: Binary Data Types**

Name	Clause defined	Content type
N2 MBS Session Management Information	6.6.6.4.2	vnd.3gpp.ngap

#### 6.6.6.4.2 N2 Information

##### 6.6.6.4.2.1 Introduction

N2 Information shall encode NG Application Protocol (NGAP) IEs, as specified in clause 9.3.A of 3GPP TS 38.413 [12] (ASN.1 encoded), using the vnd.3gpp.ngap content-type.

##### 6.6.6.4.2.2 NGAP IEs

N2 Information may encode following NGAP MB-SMF related IE specified in in clause 9.3.5 of 3GPP TS 38.413 [12], as summarized in Table 6.6.6.4.2.2-1.

**Table 6.6.6.4.2.2-1: N2 Information content for class MBS-SM**

NGAP IE	Reference (3GPP TS 38.413 [12])	Related NGAP message
Multicast Session Activation Request Transfer	9.3.5.11	MULTICAST SESSION ACTIVATION REQUEST
Multicast Session Deactivation Request Transfer	9.3.5.12	MULTICAST SESSION DEACTIVATION REQUEST
Multicast Session Update Request Transfer	9.3.5.13	MULTICAST SESSION UPDATE REQUEST

### 6.6.7 Error Handling

#### 6.6.7.1 General

HTTP error handling shall be supported as specified in clause 5.2.4 of 3GPP TS 29.500 [4].

### 6.6.7.2 Protocol Errors

Protocol Error Handling shall be supported as specified in clause 5.2.7 of 3GPP TS 29.500 [4].

### 6.6.7.3 Application Errors

The common application errors defined in the Table 5.2.7.2-1 in 3GPP TS 29.500 [4] may also be used for the Namf\_MBSCommunication service, and the following application errors listed in Table 6.6.7.3-1 are specific for the Namf\_MBSCommunication service.

**Table 6.6.7.3-1: Application errors**

Application Error	HTTP status code	Description
MBS_SESSION_NOT_FOUND	404 Not Found	Indicates the MBS related N2 Message transfer has failed due to the MBS Session ID being unknown to the AMF.

## 6.6.9 Security

As indicated in 3GPP TS 33.501 [27], the access to the Namf\_MBSCommunication API may be authorized by means of the OAuth2 protocol (see IETF RFC 6749 [28]), using the "Client Credentials" authorization grant, where the NRF (see 3GPP TS 29.510 [29]) plays the role of the authorization server.

If OAuth2 authorization is used, an NF Service Consumer, prior to consuming services offered by the Namf\_MBSCommunication API, shall obtain a "token" from the authorization server, by invoking the Access Token Request service, as described in 3GPP TS 29.510 [29], clause 5.4.2.2.

**NOTE:** When multiple NRFs are deployed in a network, the NRF used as authorization server is the same NRF that the NF Service Consumer used for discovering the Namf\_MBSCommunication service.

The Namf\_MBSCommunication API defines scopes for OAuth2 authorization as specified in 3GPP TS 33.501 [27]; it defines a single scope consisting on the name of the service (i.e., "namf-mbs-comm"), and it does not define any additional scopes at resource or operation level.

---

# Annex A (normative): OpenAPI specification

## A.1 General

This Annex specifies the API definition of the service provided by AMF in this document. The APIs are defined by OpenAPI 3.0.0 specifications in YAML format, following guidelines in 3GPP TS 29.501 [5].

The APIs for specified for following services:

- Namf\_Communication Service
- Namf\_EventExposure Service
- Namf\_MT Service
- Namf\_Location Service

This Annex takes precedence when being discrepant to other parts of the specification with respect to the encoding of information elements and methods within the API(s).

NOTE : The semantics and procedures, as well as conditions, e.g. for the applicability and allowed combinations of attributes or values, not expressed in the OpenAPI definitions but defined in other parts of the specification also apply.

Informative copies of the OpenAPI specification files contained in this 3GPP Technical Specification are available on a Git-based repository, that uses the GitLab software version control system (see 3GPP TS 29.501 [5] clause 5.3.1 and 3GPP TR 21.900 [37] clause 5B).

---

## A.2 Namf\_Communication API

```
openapi: 3.0.0

info:
  version: 1.2.0
  title: Namf_Communication
  description: |
    AMF Communication Service.
    © 2022, 3GPP Organizational Partners (ARIB, ATIS, CCSA, ETSI, TSDSI, TTA, TTC).
    All rights reserved.

security:
  - {}
  - oAuth2ClientCredentials:
    - namf-comm

externalDocs:
  description: 3GPP TS 29.518 V17.6.0; 5G System; Access and Mobility Management Services
  url: 'https://www.3gpp.org/ftp/Specs/archive/29_series/29.518/'

servers:
  - url: '{apiRoot}/namf-comm/v1'
    variables:
      apiRoot:
        default: https://example.com
        description: apiRoot as defined in clause 4.4 of 3GPP TS 29.501

paths:
  /ue-contexts/{ueContextId}:
    put:
      summary: Namf_Communication CreateUEContext service Operation
      tags:
        - Individual ueContext (Document)
```

```
operationId: CreateUEContext
parameters:
  - name: ueContextId
    in: path
    description: UE Context Identifier
    required: true
    schema:
      type: string
      pattern: '^((5g-guti-[0-9]{5,6}[0-9a-fA-F]{14}|imsi-[0-9]{5,15}|nai-.|glici-
.+|imei-[0-9]{15}|imeisv-[0-9]{16}|.+)$'
requestBody:
  content:
    multipart/related: # message with binary body part(s)
    schema:
      type: object
      properties: # Request parts
        jsonData:
          $ref: '#/components/schemas/UEContextCreateData'
        binaryDataN2Information:
          type: string
          format: binary
        binaryDataN2InformationExt1:
          type: string
          format: binary
        binaryDataN2InformationExt2:
          type: string
          format: binary
        binaryDataN2InformationExt3:
          type: string
          format: binary
        binaryDataN2InformationExt4:
          type: string
          format: binary
        binaryDataN2InformationExt5:
          type: string
          format: binary
        binaryDataN2InformationExt6:
          type: string
          format: binary
        binaryDataN2InformationExt7:
          type: string
          format: binary
        binaryDataN2InformationExt8:
          type: string
          format: binary
        binaryDataN2InformationExt9:
          type: string
          format: binary
        binaryDataN2InformationExt10:
          type: string
          format: binary
        binaryDataN2InformationExt11:
          type: string
          format: binary
        binaryDataN2InformationExt12:
          type: string
          format: binary
        binaryDataN2InformationExt13:
          type: string
          format: binary
        binaryDataN2InformationExt14:
          type: string
          format: binary
        binaryDataN2InformationExt15:
          type: string
          format: binary
        binaryDataN2InformationExt16:
          type: string
          format: binary
        binaryDataN2InformationExt17:
          type: string
          format: binary
      encoding:
        jsonData:
          contentType: application/json
        binaryDataN2Information:
          contentType: application/vnd.3gpp.ngap
      headers:
```

```
Content-Id:
  schema:
    type: string
binaryDataN2InformationExt1:
  contentType: application/vnd.3gpp.ngap
  headers:
    Content-Id:
      schema:
        type: string
binaryDataN2InformationExt2:
  contentType: application/vnd.3gpp.ngap
  headers:
    Content-Id:
      schema:
        type: string
binaryDataN2InformationExt3:
  contentType: application/vnd.3gpp.ngap
  headers:
    Content-Id:
      schema:
        type: string
binaryDataN2InformationExt4:
  contentType: application/vnd.3gpp.ngap
  headers:
    Content-Id:
      schema:
        type: string
binaryDataN2InformationExt5:
  contentType: application/vnd.3gpp.ngap
  headers:
    Content-Id:
      schema:
        type: string
binaryDataN2InformationExt6:
  contentType: application/vnd.3gpp.ngap
  headers:
    Content-Id:
      schema:
        type: string
binaryDataN2InformationExt7:
  contentType: application/vnd.3gpp.ngap
  headers:
    Content-Id:
      schema:
        type: string
binaryDataN2InformationExt8:
  contentType: application/vnd.3gpp.ngap
  headers:
    Content-Id:
      schema:
        type: string
binaryDataN2InformationExt9:
  contentType: application/vnd.3gpp.ngap
  headers:
    Content-Id:
      schema:
        type: string
binaryDataN2InformationExt10:
  contentType: application/vnd.3gpp.ngap
  headers:
    Content-Id:
      schema:
        type: string
binaryDataN2InformationExt11:
  contentType: application/vnd.3gpp.ngap
  headers:
    Content-Id:
      schema:
        type: string
binaryDataN2InformationExt12:
  contentType: application/vnd.3gpp.ngap
  headers:
    Content-Id:
      schema:
        type: string
binaryDataN2InformationExt13:
  contentType: application/vnd.3gpp.ngap
  headers:
```

```

        Content-Id:
          schema:
            type: string
    binaryDataN2InformationExt14:
      contentType: application/vnd.3gpp.ngap
      headers:
        Content-Id:
          schema:
            type: string
    binaryDataN2InformationExt15:
      contentType: application/vnd.3gpp.ngap
      headers:
        Content-Id:
          schema:
            type: string
    binaryDataN2InformationExt16:
      contentType: application/vnd.3gpp.ngap
      headers:
        Content-Id:
          schema:
            type: string
    binaryDataN2InformationExt17:
      contentType: application/vnd.3gpp.ngap
      headers:
        Content-Id:
          schema:
            type: string
    required: true
    callbacks:
      onN2MessageNotify:
        '{$request.body#/n2NotifyUri}':
          post:
            summary: Namf_Communication N2 Info Notify (UE Specific) service Operation
            tags:
              - N2 Info Notify
            operationId: N2InfoNotifyHandoverComplete
            requestBody:
              description: UE Specific N2 Information Notification
              content:
                application/json:
                  schema:
                    $ref: '#/components/schemas/N2InformationNotification'
            responses:
              '200':
                description: N2 Information Notification Response.
                content:
                  application/json:
                    schema:
                      $ref: '#/components/schemas/N2InfoNotificationRspData'
                multipart/related: # message with binary body part(s)
                  schema:
                    type: object
                    properties:
                      jsonData:
                        $ref: '#/components/schemas/N2InfoNotificationRspData'
                      binaryDataN2InformationExt1:
                        type: string
                        format: binary
                      binaryDataN2InformationExt2:
                        type: string
                        format: binary
                      binaryDataN2InformationExt3:
                        type: string
                        format: binary
                      binaryDataN2InformationExt4:
                        type: string
                        format: binary
                      binaryDataN2InformationExt5:
                        type: string
                        format: binary
                      binaryDataN2InformationExt6:
                        type: string
                        format: binary
                      binaryDataN2InformationExt7:
                        type: string
                        format: binary
                      binaryDataN2InformationExt8:
                        type: string

```

```
    format: binary
  binaryDataN2InformationExt9:
    type: string
    format: binary
  binaryDataN2InformationExt10:
    type: string
    format: binary
  binaryDataN2InformationExt11:
    type: string
    format: binary
  binaryDataN2InformationExt12:
    type: string
    format: binary
  binaryDataN2InformationExt13:
    type: string
    format: binary
  binaryDataN2InformationExt14:
    type: string
    format: binary
  binaryDataN2InformationExt15:
    type: string
    format: binary
  binaryDataN2InformationExt16:
    type: string
    format: binary
encoding:
  jsonData:
    contentType: application/json
  binaryDataN2InformationExt1:
    contentType: application/vnd.3gpp.ngap
    headers:
      Content-Id:
        schema:
          type: string
  binaryDataN2InformationExt2:
    contentType: application/vnd.3gpp.ngap
    headers:
      Content-Id:
        schema:
          type: string
  binaryDataN2InformationExt3:
    contentType: application/vnd.3gpp.ngap
    headers:
      Content-Id:
        schema:
          type: string
  binaryDataN2InformationExt4:
    contentType: application/vnd.3gpp.ngap
    headers:
      Content-Id:
        schema:
          type: string
  binaryDataN2InformationExt5:
    contentType: application/vnd.3gpp.ngap
    headers:
      Content-Id:
        schema:
          type: string
  binaryDataN2InformationExt6:
    contentType: application/vnd.3gpp.ngap
    headers:
      Content-Id:
        schema:
          type: string
  binaryDataN2InformationExt7:
    contentType: application/vnd.3gpp.ngap
    headers:
      Content-Id:
        schema:
          type: string
  binaryDataN2InformationExt8:
    contentType: application/vnd.3gpp.ngap
    headers:
      Content-Id:
        schema:
          type: string
  binaryDataN2InformationExt9:
    contentType: application/vnd.3gpp.ngap
```



```

        headers:
          Content-Id:
            schema:
              type: string
        binaryDataN2InformationExt10:
          contentType: application/vnd.3gpp.ngap
          headers:
            Content-Id:
              schema:
                type: string
        binaryDataN2InformationExt11:
          contentType: application/vnd.3gpp.ngap
          headers:
            Content-Id:
              schema:
                type: string
        binaryDataN2InformationExt12:
          contentType: application/vnd.3gpp.ngap
          headers:
            Content-Id:
              schema:
                type: string
        binaryDataN2InformationExt13:
          contentType: application/vnd.3gpp.ngap
          headers:
            Content-Id:
              schema:
                type: string
        binaryDataN2InformationExt14:
          contentType: application/vnd.3gpp.ngap
          headers:
            Content-Id:
              schema:
                type: string
        binaryDataN2InformationExt15:
          contentType: application/vnd.3gpp.ngap
          headers:
            Content-Id:
              schema:
                type: string
        binaryDataN2InformationExt16:
          contentType: application/vnd.3gpp.ngap
          headers:
            Content-Id:
              schema:
                type: string
      '204':
        description: Expected response to a successful callback processing
      '307':
        $ref: 'TS29571_CommonData.yaml#/components/responses/307'
      '308':
        $ref: 'TS29571_CommonData.yaml#/components/responses/308'
      '400':
        $ref: 'TS29571_CommonData.yaml#/components/responses/400'
      '403':
        $ref: 'TS29571_CommonData.yaml#/components/responses/403'
      '404':
        $ref: 'TS29571_CommonData.yaml#/components/responses/404'
      '411':
        $ref: 'TS29571_CommonData.yaml#/components/responses/411'
      '413':
        $ref: 'TS29571_CommonData.yaml#/components/responses/413'
      '415':
        $ref: 'TS29571_CommonData.yaml#/components/responses/415'
      '429':
        $ref: 'TS29571_CommonData.yaml#/components/responses/429'
      '500':
        $ref: 'TS29571_CommonData.yaml#/components/responses/500'
      '503':
        $ref: 'TS29571_CommonData.yaml#/components/responses/503'
    responses:
      '201':
        description: UE context successfully created.
        headers:
          Location:
            description: 'Contains the URI of the newly created resource, according to the
structure: {apiRoot}/namf-comm/<apiVersion>/ue-contexts/{ueContextId}'
            required: true

```

```

    schema:
      type: string
content:
  application/json:
    schema:
      $ref: '#/components/schemas/UeContextCreatedData'
  multipart/related: # message with binary body part(s)
    schema:
      type: object
      properties: # Request parts
        jsonData:
          $ref: '#/components/schemas/UeContextCreatedData'
        binaryDataN2Information:
          type: string
          format: binary
        binaryDataN2InformationExt1:
          type: string
          format: binary
        binaryDataN2InformationExt2:
          type: string
          format: binary
        binaryDataN2InformationExt3:
          type: string
          format: binary
        binaryDataN2InformationExt4:
          type: string
          format: binary
        binaryDataN2InformationExt5:
          type: string
          format: binary
        binaryDataN2InformationExt6:
          type: string
          format: binary
        binaryDataN2InformationExt7:
          type: string
          format: binary
        binaryDataN2InformationExt8:
          type: string
          format: binary
        binaryDataN2InformationExt9:
          type: string
          format: binary
        binaryDataN2InformationExt10:
          type: string
          format: binary
        binaryDataN2InformationExt11:
          type: string
          format: binary
        binaryDataN2InformationExt12:
          type: string
          format: binary
        binaryDataN2InformationExt13:
          type: string
          format: binary
        binaryDataN2InformationExt14:
          type: string
          format: binary
        binaryDataN2InformationExt15:
          type: string
          format: binary
      encoding:
        jsonData:
          contentType: application/json
        binaryDataN2Information:
          contentType: application/vnd.3gpp.ngap
          headers:
            Content-Id:
              schema:
                type: string
        binaryDataN2InformationExt1:
          contentType: application/vnd.3gpp.ngap
          headers:
            Content-Id:
              schema:
                type: string
        binaryDataN2InformationExt2:
          contentType: application/vnd.3gpp.ngap
          headers:

```

```
Content-Id:
  schema:
    type: string
binaryDataN2InformationExt3:
  contentType: application/vnd.3gpp.ngap
  headers:
    Content-Id:
      schema:
        type: string
binaryDataN2InformationExt4:
  contentType: application/vnd.3gpp.ngap
  headers:
    Content-Id:
      schema:
        type: string
binaryDataN2InformationExt5:
  contentType: application/vnd.3gpp.ngap
  headers:
    Content-Id:
      schema:
        type: string
binaryDataN2InformationExt6:
  contentType: application/vnd.3gpp.ngap
  headers:
    Content-Id:
      schema:
        type: string
binaryDataN2InformationExt7:
  contentType: application/vnd.3gpp.ngap
  headers:
    Content-Id:
      schema:
        type: string
binaryDataN2InformationExt8:
  contentType: application/vnd.3gpp.ngap
  headers:
    Content-Id:
      schema:
        type: string
binaryDataN2InformationExt9:
  contentType: application/vnd.3gpp.ngap
  headers:
    Content-Id:
      schema:
        type: string
binaryDataN2InformationExt10:
  contentType: application/vnd.3gpp.ngap
  headers:
    Content-Id:
      schema:
        type: string
binaryDataN2InformationExt11:
  contentType: application/vnd.3gpp.ngap
  headers:
    Content-Id:
      schema:
        type: string
binaryDataN2InformationExt12:
  contentType: application/vnd.3gpp.ngap
  headers:
    Content-Id:
      schema:
        type: string
binaryDataN2InformationExt13:
  contentType: application/vnd.3gpp.ngap
  headers:
    Content-Id:
      schema:
        type: string
binaryDataN2InformationExt14:
  contentType: application/vnd.3gpp.ngap
  headers:
    Content-Id:
      schema:
        type: string
binaryDataN2InformationExt15:
  contentType: application/vnd.3gpp.ngap
  headers:
```

```

        Content-Id:
          schema:
            type: string
'307':
  $ref: 'TS29571_CommonData.yaml#/components/responses/307'
'308':
  $ref: 'TS29571_CommonData.yaml#/components/responses/308'
'400':
  description: Bad Request
  content:
    application/json:
      schema:
        $ref: '#/components/schemas/UeContextCreateError'
    application/problem+json: # error originated by an SCP or SEPP
      schema:
        $ref: 'TS29571_CommonData.yaml#/components/schemas/ProblemDetails'
'403':
  description: Forbidden
  content:
    application/json:
      schema:
        $ref: '#/components/schemas/UeContextCreateError'
    application/problem+json: # error originated by an SCP or SEPP
      schema:
        $ref: 'TS29571_CommonData.yaml#/components/schemas/ProblemDetails'
    multipart/related: # message with binary body part(s)
      schema:
        type: object
        properties: # Response parts
          jsonData:
            $ref: '#/components/schemas/UeContextCreateError'
          binaryDataN2Information:
            type: string
            format: binary
        encoding:
          jsonData:
            contentType: application/json
          binaryDataN2Information:
            contentType: application/vnd.3gpp.ngap
        headers:
          Content-Id:
            schema:
              type: string
'411':
  $ref: 'TS29571_CommonData.yaml#/components/responses/411'
'413':
  $ref: 'TS29571_CommonData.yaml#/components/responses/413'
'415':
  $ref: 'TS29571_CommonData.yaml#/components/responses/415'
'429':
  $ref: 'TS29571_CommonData.yaml#/components/responses/429'
'500':
  description: Internal Server Error
  content:
    application/json:
      schema:
        $ref: '#/components/schemas/UeContextCreateError'
'503':
  $ref: 'TS29571_CommonData.yaml#/components/responses/503'
default:
  description: Unexpected error
/ue-contexts/{ueContextId}/release:
  post:
    summary: Namf_Communication ReleaseUEContext service Operation
    tags:
      - Individual ueContext (Document)
    operationId: ReleaseUEContext
    parameters:
      - name: ueContextId
        in: path
        description: UE Context Identifier
        required: true
        schema:
          type: string
          pattern: '^([5g-guti-[0-9]{5,6}[0-9a-fA-F]{14}|imsi-[0-9]{5,15}|nai-.+|gli-.+|gci-.+|imei-[0-9]{15}|imeisv-[0-9]{16}|.+)$'
    requestBody:
      content:

```

```

    application/json:
      schema:
        $ref: '#/components/schemas/UEContextRelease'
    required: true
  responses:
    '204':
      description: UE Context successfully released
    '307':
      $ref: 'TS29571_CommonData.yaml#/components/responses/307'
    '308':
      $ref: 'TS29571_CommonData.yaml#/components/responses/308'
    '400':
      $ref: 'TS29571_CommonData.yaml#/components/responses/400'
    '403':
      $ref: 'TS29571_CommonData.yaml#/components/responses/403'
    '404':
      $ref: 'TS29571_CommonData.yaml#/components/responses/404'
    '411':
      $ref: 'TS29571_CommonData.yaml#/components/responses/411'
    '413':
      $ref: 'TS29571_CommonData.yaml#/components/responses/413'
    '415':
      $ref: 'TS29571_CommonData.yaml#/components/responses/415'
    '429':
      $ref: 'TS29571_CommonData.yaml#/components/responses/429'
    '500':
      $ref: 'TS29571_CommonData.yaml#/components/responses/500'
    '503':
      $ref: 'TS29571_CommonData.yaml#/components/responses/503'
  default:
    description: Unexpected error
/ue-contexts/{ueContextId}/assign-ebi:
  post:
    summary: Namf_Communication EBI Assignment service Operation
    tags:
      - Individual ueContext (Document)
    operationId: EBIAssignment
    parameters:
      - name: ueContextId
        in: path
        description: UE Context Identifier
        required: true
        schema:
          type: string
          pattern: '^(5g-guti-[0-9]{5,6}[0-9a-fA-F]{14}|imsi-[0-9]{5,15}|nai-.*|gli-.*|gci-
.+|imei-[0-9]{15}|imeisv-[0-9]{16}|.+)$'
    requestBody:
      content:
        application/json:
          schema:
            $ref: '#/components/schemas/AssignEbiData'
          required: true
    responses:
      '200':
        description: EBI Assignment successfully performed.
        content:
          application/json:
            schema:
              $ref: '#/components/schemas/AssignedEbiData'
      '307':
        $ref: 'TS29571_CommonData.yaml#/components/responses/307'
      '308':
        $ref: 'TS29571_CommonData.yaml#/components/responses/308'
      '400':
        description: Bad Request
        content:
          application/json:
            schema:
              $ref: '#/components/schemas/AssignEbiError'
          application/problem+json: # error originated by an SCP
            schema:
              $ref: 'TS29571_CommonData.yaml#/components/schemas/ProblemDetails'
      '403':
        description: Forbidden
        content:
          application/json:
            schema:
              $ref: '#/components/schemas/AssignEbiError'

```

```

    application/problem+json: # error originated by an SCP
    schema:
      $ref: 'TS29571_CommonData.yaml#/components/schemas/ProblemDetails'
  '409':
    description: Conflict
    content:
      application/json:
        schema:
          $ref: '#/components/schemas/AssignEbiError'
  '411':
    $ref: 'TS29571_CommonData.yaml#/components/responses/411'
  '413':
    $ref: 'TS29571_CommonData.yaml#/components/responses/413'
  '415':
    $ref: 'TS29571_CommonData.yaml#/components/responses/415'
  '429':
    $ref: 'TS29571_CommonData.yaml#/components/responses/429'
  '500':
    description: Internal Server Error
    content:
      application/json:
        schema:
          $ref: '#/components/schemas/AssignEbiError'
      application/problem+json: # error originated by an SCP
        schema:
          $ref: 'TS29571_CommonData.yaml#/components/schemas/ProblemDetails'
  '503':
    $ref: 'TS29571_CommonData.yaml#/components/responses/503'
  default:
    description: Unexpected error
/ue-contexts/{ueContextId}/transfer:
  post:
    summary: Namf_Communication UEContextTransfer service Operation
    tags:
      - Individual ueContext (Document)
    operationId: UEContextTransfer
    parameters:
      - name: ueContextId
        in: path
        description: UE Context Identifier
        required: true
        schema:
          type: string
          pattern: '^(5g-guti-[0-9]{5,6}[0-9a-fA-F]{14}|imsi-[0-9]{5,15}|nai-.[+g]li-.[+g]ci-.[+]imei-[0-9]{15}|imeisv-[0-9]{16}|.+)$.+'
    requestBody:
      content:
        application/json:
          schema:
            $ref: '#/components/schemas/UeContextTransferReqData'
        multipart/related: # message with binary body part(s)
          schema:
            type: object
            properties: # Request parts
              jsonData:
                $ref: '#/components/schemas/UeContextTransferReqData'
              binaryDataNlMessage:
                type: string
                format: binary
            encoding:
              jsonData:
                contentType: application/json
              binaryDataNlMessage:
                contentType: application/vnd.3gpp.5gnas
            headers:
              Content-Id:
                schema:
                  type: string
            required: true
    responses:
      '200':
        description: UE context transfer successfully initiated.
        content:
          application/json:
            schema:
              $ref: '#/components/schemas/UeContextTransferRspData'
          multipart/related: # message with binary body part(s)
            schema:

```

```

    type: object
    properties: # Request parts
      jsonData:
        $ref: '#/components/schemas/UeContextTransferRspData'
      binaryDataN2Information:
        type: string
        format: binary
      binaryDataN2InformationExt1:
        type: string
        format: binary
      binaryDataN2InformationExt2:
        type: string
        format: binary
    encoding:
      jsonData:
        contentType: application/json
      binaryDataN2Information:
        contentType: application/vnd.3gpp.ngap
      headers:
        Content-Id:
          schema:
            type: string
      binaryDataN2InformationExt1:
        contentType: application/vnd.3gpp.ngap
      headers:
        Content-Id:
          schema:
            type: string
      binaryDataN2InformationExt2:
        contentType: application/vnd.3gpp.ngap
      headers:
        Content-Id:
          schema:
            type: string
'307':
  $ref: 'TS29571_CommonData.yaml#/components/responses/307'
'308':
  $ref: 'TS29571_CommonData.yaml#/components/responses/308'
'400':
  $ref: 'TS29571_CommonData.yaml#/components/responses/400'
'403':
  $ref: 'TS29571_CommonData.yaml#/components/responses/403'
'404':
  $ref: 'TS29571_CommonData.yaml#/components/responses/404'
'411':
  $ref: 'TS29571_CommonData.yaml#/components/responses/411'
'413':
  $ref: 'TS29571_CommonData.yaml#/components/responses/413'
'415':
  $ref: 'TS29571_CommonData.yaml#/components/responses/415'
'429':
  $ref: 'TS29571_CommonData.yaml#/components/responses/429'
'500':
  $ref: 'TS29571_CommonData.yaml#/components/responses/500'
'503':
  $ref: 'TS29571_CommonData.yaml#/components/responses/503'
default:
  description: Unexpected error
/ue-contexts/{ueContextId}/transfer-update:
  post:
    summary: Namf_Communication RegistrationStatusUpdate service Operation
    tags:
      - Individual ueContext (Document)
    operationId: RegistrationStatusUpdate
    parameters:
      - name: ueContextId
        in: path
        description: UE Context Identifier
        required: true
        schema:
          type: string
          pattern: '^((5g-guti-[0-9]{5,6}[0-9a-fA-F]{14})|imsi-[0-9]{5,15}|nai-.*|gli-.*|gci-.*|imei-[0-9]{15}|imeisv-[0-9]{16}|.+)$'
    requestBody:
      content:
        application/json:
          schema:
            $ref: '#/components/schemas/UeRegStatusUpdateReqData'

```

```

    required: true
  responses:
    '200':
      description: UE context transfer status successfully updated.
      content:
        application/json:
          schema:
            $ref: '#/components/schemas/UERegStatusUpdateRspData'
    '307':
      $ref: 'TS29571_CommonData.yaml#/components/responses/307'
    '308':
      $ref: 'TS29571_CommonData.yaml#/components/responses/308'
    '400':
      $ref: 'TS29571_CommonData.yaml#/components/responses/400'
    '403':
      $ref: 'TS29571_CommonData.yaml#/components/responses/403'
    '404':
      $ref: 'TS29571_CommonData.yaml#/components/responses/404'
    '411':
      $ref: 'TS29571_CommonData.yaml#/components/responses/411'
    '413':
      $ref: 'TS29571_CommonData.yaml#/components/responses/413'
    '415':
      $ref: 'TS29571_CommonData.yaml#/components/responses/415'
    '429':
      $ref: 'TS29571_CommonData.yaml#/components/responses/429'
    '500':
      $ref: 'TS29571_CommonData.yaml#/components/responses/500'
    '503':
      $ref: 'TS29571_CommonData.yaml#/components/responses/503'
  default:
    $ref: 'TS29571_CommonData.yaml#/components/responses/default'
/ue-contexts/{ueContextId}/relocate:
  post:
    summary: Namf_Communication RelocateUEContext service Operation
    tags:
      - Individual ueContext (Document)
    operationId: RelocateUEContext
    parameters:
      - name: ueContextId
        in: path
        description: UE Context Identifier
        required: true
        schema:
          type: string
          pattern: '^(5g-guti-[0-9]{5,6}[0-9a-fA-F]{14}|imsi-[0-9]{5,15}|nai-.\+|gli-.\+|gci-.\+|imei-[0-9]{15}|imeisv-[0-9]{16}|.+)$$'
    requestBody:
      content:
        multipart/related: # message with binary body part(s)
          schema:
            type: object
            properties: # Request parts
              jsonData:
                $ref: '#/components/schemas/UEContextRelocateData'
              binaryDataForwardRelocationRequest:
                type: string
                format: binary
              binaryDataN2Information:
                type: string
                format: binary
              binaryDataN2InformationExt1:
                type: string
                format: binary
              binaryDataN2InformationExt2:
                type: string
                format: binary
              binaryDataN2InformationExt3:
                type: string
                format: binary
              binaryDataN2InformationExt4:
                type: string
                format: binary
              binaryDataN2InformationExt5:
                type: string
                format: binary
              binaryDataN2InformationExt6:
                type: string

```



```
    format: binary
  binaryDataN2InformationExt7:
    type: string
    format: binary
  binaryDataN2InformationExt8:
    type: string
    format: binary
  binaryDataN2InformationExt9:
    type: string
    format: binary
  binaryDataN2InformationExt10:
    type: string
    format: binary
  binaryDataN2InformationExt11:
    type: string
    format: binary
  binaryDataN2InformationExt12:
    type: string
    format: binary
  binaryDataN2InformationExt13:
    type: string
    format: binary
  binaryDataN2InformationExt14:
    type: string
    format: binary
  binaryDataN2InformationExt15:
    type: string
    format: binary
  binaryDataN2InformationExt16:
    type: string
    format: binary
encoding:
  jsonData:
    contentType: application/json
  binaryDataForwardRelocationRequest:
    contentType: application/vnd.3gpp.gtpc
  headers:
    Content-Id:
      schema:
        type: string
  binaryDataN2Information:
    contentType: application/vnd.3gpp.ngap
  headers:
    Content-Id:
      schema:
        type: string
  binaryDataN2InformationExt1:
    contentType: application/vnd.3gpp.ngap
  headers:
    Content-Id:
      schema:
        type: string
  binaryDataN2InformationExt2:
    contentType: application/vnd.3gpp.ngap
  headers:
    Content-Id:
      schema:
        type: string
  binaryDataN2InformationExt3:
    contentType: application/vnd.3gpp.ngap
  headers:
    Content-Id:
      schema:
        type: string
  binaryDataN2InformationExt4:
    contentType: application/vnd.3gpp.ngap
  headers:
    Content-Id:
      schema:
        type: string
  binaryDataN2InformationExt5:
    contentType: application/vnd.3gpp.ngap
  headers:
    Content-Id:
      schema:
        type: string
  binaryDataN2InformationExt6:
    contentType: application/vnd.3gpp.ngap
```

```

    headers:
      Content-Id:
        schema:
          type: string
    binaryDataN2InformationExt7:
      contentType: application/vnd.3gpp.ngap
      headers:
        Content-Id:
          schema:
            type: string
    binaryDataN2InformationExt8:
      contentType: application/vnd.3gpp.ngap
      headers:
        Content-Id:
          schema:
            type: string
    binaryDataN2InformationExt9:
      contentType: application/vnd.3gpp.ngap
      headers:
        Content-Id:
          schema:
            type: string
    binaryDataN2InformationExt10:
      contentType: application/vnd.3gpp.ngap
      headers:
        Content-Id:
          schema:
            type: string
    binaryDataN2InformationExt11:
      contentType: application/vnd.3gpp.ngap
      headers:
        Content-Id:
          schema:
            type: string
    binaryDataN2InformationExt12:
      contentType: application/vnd.3gpp.ngap
      headers:
        Content-Id:
          schema:
            type: string
    binaryDataN2InformationExt13:
      contentType: application/vnd.3gpp.ngap
      headers:
        Content-Id:
          schema:
            type: string
    binaryDataN2InformationExt14:
      contentType: application/vnd.3gpp.ngap
      headers:
        Content-Id:
          schema:
            type: string
    binaryDataN2InformationExt15:
      contentType: application/vnd.3gpp.ngap
      headers:
        Content-Id:
          schema:
            type: string
    binaryDataN2InformationExt16:
      contentType: application/vnd.3gpp.ngap
      headers:
        Content-Id:
          schema:
            type: string
  required: true
  responses:
    '201':
      description: UE context successfully relocated.
      headers:
        Location:
          description: 'Contains the URI of the newly created resource, according to the
structure: {apiRoot}/namf-comm/<apiVersion>/ue-contexts/{ueContextId}/relocate'
          required: true
          schema:
            type: string
      content:
        application/json:
          schema:

```

```

    $ref: '#/components/schemas/UeContextRelocatedData'
  '307':
    $ref: 'TS29571_CommonData.yaml#/components/responses/307'
  '308':
    $ref: 'TS29571_CommonData.yaml#/components/responses/308'
  '400':
    $ref: 'TS29571_CommonData.yaml#/components/responses/400'
  '403':
    $ref: 'TS29571_CommonData.yaml#/components/responses/403'
  '411':
    $ref: 'TS29571_CommonData.yaml#/components/responses/411'
  '413':
    $ref: 'TS29571_CommonData.yaml#/components/responses/413'
  '415':
    $ref: 'TS29571_CommonData.yaml#/components/responses/415'
  '429':
    $ref: 'TS29571_CommonData.yaml#/components/responses/429'
  '500':
    $ref: 'TS29571_CommonData.yaml#/components/responses/500'
  '503':
    $ref: 'TS29571_CommonData.yaml#/components/responses/503'
  default:
    description: Unexpected error
/ue-contexts/{ueContextId}/cancel-relocate:
  post:
    summary: Namf_Communication CancelRelocateUEContext service Operation
    tags:
      - Individual ueContext (Document)
    operationId: CancelRelocateUEContext
    parameters:
      - name: ueContextId
        in: path
        description: UE Context Identifier
        required: true
        schema:
          type: string
          pattern: '^(5g-guti-[0-9]{5,6}[0-9a-fA-F]{14}|imsi-[0-9]{5,15}|nai-.\+|gli-.\+|gci-.\+|imei-[0-9]{15}|imeisv-[0-9]{16}|.\+)$'
    requestBody:
      content:
        multipart/related: # message with binary body part(s)
          schema:
            type: object
            properties: # Request parts
              jsonData:
                $ref: '#/components/schemas/UeContextCancelRelocateData'
              binaryDataGtpcMessage:
                type: string
                format: binary
            encoding:
              jsonData:
                contentType: application/json
              binaryDataGtpcMessage:
                contentType: application/vnd.3gpp.gtpc
            headers:
              Content-Id:
                schema:
                  type: string
          required: true
    responses:
      '204':
        description: UE Context successfully released
      '307':
        $ref: 'TS29571_CommonData.yaml#/components/responses/307'
      '308':
        $ref: 'TS29571_CommonData.yaml#/components/responses/308'
      '400':
        $ref: 'TS29571_CommonData.yaml#/components/responses/400'
      '403':
        $ref: 'TS29571_CommonData.yaml#/components/responses/403'
      '404':
        $ref: 'TS29571_CommonData.yaml#/components/responses/404'
      '411':
        $ref: 'TS29571_CommonData.yaml#/components/responses/411'
      '413':
        $ref: 'TS29571_CommonData.yaml#/components/responses/413'
      '415':
        $ref: 'TS29571_CommonData.yaml#/components/responses/415'

```

```

'429':
  $ref: 'TS29571_CommonData.yaml#/components/responses/429'
'500':
  $ref: 'TS29571_CommonData.yaml#/components/responses/500'
'503':
  $ref: 'TS29571_CommonData.yaml#/components/responses/503'
default:
  description: Unexpected error
/ue-contexts/{ueContextId}/n1-n2-messages:
  post:
    summary: Namf_Communication N1N2 Message Transfer (UE Specific) service Operation
    tags:
      - n1N2Message collection (Collection)
    operationId: N1N2MessageTransfer
    parameters:
      - name: ueContextId
        in: path
        description: UE Context Identifier
        required: true
        schema:
          type: string
          pattern: '^(imsi-[0-9]{5,15}|nai-.+|gli-.+|gci-.+|imei-[0-9]{15}|imeisv-[0-9]{16}|cid-
.{1,255}|.+)$'
    requestBody:
      content:
        application/json:
          schema:
            $ref: '#/components/schemas/N1N2MessageTransferReqData'
        multipart/related: # message with binary body part(s)
          schema:
            type: object
            properties: # Request parts
              jsonData:
                $ref: '#/components/schemas/N1N2MessageTransferReqData'
              binaryDataN1Message:
                type: string
                format: binary
              binaryDataN2Information:
                type: string
                format: binary
              binaryMtData:
                type: string
                format: binary
            encoding:
              jsonData:
                contentType: application/json
              binaryDataN1Message:
                contentType: application/vnd.3gpp.5gnas
              headers:
                Content-Id:
                  schema:
                    type: string
              binaryDataN2Information:
                contentType: application/vnd.3gpp.ngap
              headers:
                Content-Id:
                  schema:
                    type: string
              binaryMtData:
                contentType: application/vnd.3gpp.5gnas
              headers:
                Content-Id:
                  schema:
                    type: string
            required: true
      responses:
        '202':
          description: N1N2 Message Transfer accepted.
          content:
            application/json:
              schema:
                $ref: '#/components/schemas/N1N2MessageTransferRspData'
          headers:
            Location:
              description: 'The URI of the resource located on the AMF to which the status of the
N1N2 message transfer is held'
              required: true
              schema:

```

```

    type: string
  '200':
    description: N1N2 Message Transfer successfully initiated.
    content:
      application/json:
        schema:
          $ref: '#/components/schemas/N1N2MessageTransferRspData'
  '307':
    $ref: 'TS29571_CommonData.yaml#/components/responses/307'
  '308':
    $ref: 'TS29571_CommonData.yaml#/components/responses/308'
  '400':
    $ref: 'TS29571_CommonData.yaml#/components/responses/400'
  '403':
    $ref: 'TS29571_CommonData.yaml#/components/responses/403'
  '404':
    $ref: 'TS29571_CommonData.yaml#/components/responses/404'
  '409':
    description: Conflicts
    content:
      application/json:
        schema:
          $ref: '#/components/schemas/N1N2MessageTransferError'
  '411':
    $ref: 'TS29571_CommonData.yaml#/components/responses/411'
  '413':
    $ref: 'TS29571_CommonData.yaml#/components/responses/413'
  '415':
    $ref: 'TS29571_CommonData.yaml#/components/responses/415'
  '429':
    $ref: 'TS29571_CommonData.yaml#/components/responses/429'
  '500':
    $ref: 'TS29571_CommonData.yaml#/components/responses/500'
  '503':
    $ref: 'TS29571_CommonData.yaml#/components/responses/503'
  '504':
    description: Gateway Timeout
    content:
      application/json:
        schema:
          $ref: '#/components/schemas/N1N2MessageTransferError'
      application/problem+json: # error originated by an SCP or SEPP
        schema:
          $ref: 'TS29571_CommonData.yaml#/components/schemas/ProblemDetails'
  default:
    description: Unexpected error
  callbacks:
    onN1N2TransferFailure:
      '{$request.body#/n1n2FailureTxfrNotifURI}':
        post:
          summary: Namf_Communication N1N2Transfer Failure Notification service Operation
          tags:
            - N1N2 Transfer Failure Notification
          operationId: N1N2TransferFailureNotification
          requestBody:
            description: N1N2Transfer Failure Notification
            content:
              application/json:
                schema:
                  $ref: '#/components/schemas/N1N2MsgTxfrFailureNotification'
  responses:
    '204':
      description: Expected response to a successful callback processing
    '307':
      $ref: 'TS29571_CommonData.yaml#/components/responses/307'
    '308':
      $ref: 'TS29571_CommonData.yaml#/components/responses/308'
    '400':
      $ref: 'TS29571_CommonData.yaml#/components/responses/400'
    '411':
      $ref: 'TS29571_CommonData.yaml#/components/responses/411'
    '413':
      $ref: 'TS29571_CommonData.yaml#/components/responses/413'
    '415':
      $ref: 'TS29571_CommonData.yaml#/components/responses/415'
    '429':
      $ref: 'TS29571_CommonData.yaml#/components/responses/429'
    '500':

```

```

    $ref: 'TS29571_CommonData.yaml#/components/responses/500'
  '503':
    $ref: 'TS29571_CommonData.yaml#/components/responses/503'
/ue-contexts/{ueContextId}/nl-n2-messages/subscriptions:
  post:
    summary: Namf_Communication N1N2 Message Subscribe (UE Specific) service Operation
    tags:
      - N1N2 Subscriptions Collection for Individual UE Contexts (Collection)
    operationId: N1N2MessageSubscribe
    parameters:
      - name: ueContextId
        in: path
        description: UE Context Identifier
        required: true
        schema:
          type: string
          pattern: '^(imsi-[0-9]{5,15}|nai-.+|gli-.+|gci-.+|imei-[0-9]{15}|imeisv-[0-9]{16}|.+)$'
    requestBody:
      content:
        application/json:
          schema:
            $ref: '#/components/schemas/UeN1N2InfoSubscriptionCreateData'
          required: true
    responses:
      '201':
        description: N1N2 Message Subscription successfully created.
        headers:
          Location:
            description: 'Contains the URI of the newly created resource, according to the
structure: {apiRoot}/namf-comm/<apiVersion>/{ueContextId}/ue-contexts/nl-n2-
messages/subscriptions/{subscriptionId}'
            required: true
            schema:
              type: string
        content:
          application/json:
            schema:
              $ref: '#/components/schemas/UeN1N2InfoSubscriptionCreatedData'
      '307':
        $ref: 'TS29571_CommonData.yaml#/components/responses/307'
      '308':
        $ref: 'TS29571_CommonData.yaml#/components/responses/308'
      '400':
        $ref: 'TS29571_CommonData.yaml#/components/responses/400'
      '411':
        $ref: 'TS29571_CommonData.yaml#/components/responses/411'
      '413':
        $ref: 'TS29571_CommonData.yaml#/components/responses/413'
      '415':
        $ref: 'TS29571_CommonData.yaml#/components/responses/415'
      '429':
        $ref: 'TS29571_CommonData.yaml#/components/responses/429'
      '500':
        $ref: 'TS29571_CommonData.yaml#/components/responses/500'
      '503':
        $ref: 'TS29571_CommonData.yaml#/components/responses/503'
    default:
      description: Unexpected error
  callbacks:
    onN1N2MessageNotify:
      '{$request.body#/nlNotifyCallbackUri}':
        post:
          summary: Namf_Communication N1 Message Notify service Operation
          tags:
            - N1 Message Notify
          operationId: N1MessageNotify
          requestBody:
            description: N1 Message Notification
            content:
              multipart/related: # message with binary body part(s)
                schema:
                  type: object
                  properties: # Request parts
                    jsonData:
                      $ref: '#/components/schemas/N1MessageNotification'
                    binaryDataN1Message:
                      type: string
                      format: binary

```

```

    encoding:
      jsonData:
        contentType: application/json
      binaryDataN1Message:
        contentType: application/vnd.3gpp.5gnas
      headers:
        Content-Id:
          schema:
            type: string
responses:
  '204':
    description: Expected response to a successful callback processing
  '307':
    $ref: 'TS29571_CommonData.yaml#/components/responses/307'
  '308':
    $ref: 'TS29571_CommonData.yaml#/components/responses/308'
  '400':
    $ref: 'TS29571_CommonData.yaml#/components/responses/400'
  '403':
    $ref: 'TS29571_CommonData.yaml#/components/responses/403'
  '411':
    $ref: 'TS29571_CommonData.yaml#/components/responses/411'
  '413':
    $ref: 'TS29571_CommonData.yaml#/components/responses/413'
  '415':
    $ref: 'TS29571_CommonData.yaml#/components/responses/415'
  '429':
    $ref: 'TS29571_CommonData.yaml#/components/responses/429'
  '500':
    $ref: 'TS29571_CommonData.yaml#/components/responses/500'
  '503':
    $ref: 'TS29571_CommonData.yaml#/components/responses/503'
'{$request.body#/n2NotifyCallbackUri}':
  post:
    summary: Namf_Communication N2 Info Notify (UE Specific) service Operation
    tags:
      - N2 Info Notify
    operationId: N2InfoNotify
    requestBody:
      description: UE Specific N2 Information Notification
      content:
        multipart/related: # message with binary body part(s)
          schema:
            type: object
            properties: # Request parts
              jsonData:
                $ref: '#/components/schemas/N2InformationNotification'
              binaryDataN1Message:
                type: string
                format: binary
              binaryDataN2Information:
                type: string
                format: binary
            encoding:
              jsonData:
                contentType: application/json
              binaryDataN1Message:
                contentType: application/vnd.3gpp.5gnas
              headers:
                Content-Id:
                  schema:
                    type: string
              binaryDataN2Information:
                contentType: application/vnd.3gpp.ngap
              headers:
                Content-Id:
                  schema:
                    type: string
responses:
  '204':
    description: Expected response to a successful callback processing
  '307':
    $ref: 'TS29571_CommonData.yaml#/components/responses/307'
  '308':
    $ref: 'TS29571_CommonData.yaml#/components/responses/308'
  '400':
    $ref: 'TS29571_CommonData.yaml#/components/responses/400'
  '411':

```

```

    $ref: 'TS29571_CommonData.yaml#/components/responses/411'
  '413':
    $ref: 'TS29571_CommonData.yaml#/components/responses/413'
  '415':
    $ref: 'TS29571_CommonData.yaml#/components/responses/415'
  '429':
    $ref: 'TS29571_CommonData.yaml#/components/responses/429'
  '500':
    $ref: 'TS29571_CommonData.yaml#/components/responses/500'
  '503':
    $ref: 'TS29571_CommonData.yaml#/components/responses/503'
/ue-contexts/{ueContextId}/nl-n2-messages/subscriptions/{subscriptionId}:
delete:
  summary: Namf_Communication N1N2 Message UnSubscribe (UE Specific) service Operation
  tags:
    - N1N2 Individual Subscription (Document)
  operationId: N1N2MessageUnSubscribe
  parameters:
    - name: ueContextId
      in: path
      description: UE Context Identifier
      required: true
      schema:
        type: string
        pattern: '^(imsi-[0-9]{5,15}|nai-.[+g]li-.[+g]ci-.[+g]imei-[0-9]{15}|imeisv-[0-9]{16}|.+)$.)'
    - name: subscriptionId
      in: path
      description: Subscription Identifier
      required: true
      schema:
        type: string
  responses:
    '204':
      description: N1N2 Message Subscription successfully removed.
    '307':
      $ref: 'TS29571_CommonData.yaml#/components/responses/307'
    '308':
      $ref: 'TS29571_CommonData.yaml#/components/responses/308'
    '400':
      $ref: 'TS29571_CommonData.yaml#/components/responses/400'
    '411':
      $ref: 'TS29571_CommonData.yaml#/components/responses/411'
    '413':
      $ref: 'TS29571_CommonData.yaml#/components/responses/413'
    '415':
      $ref: 'TS29571_CommonData.yaml#/components/responses/415'
    '429':
      $ref: 'TS29571_CommonData.yaml#/components/responses/429'
    '500':
      $ref: 'TS29571_CommonData.yaml#/components/responses/500'
    '503':
      $ref: 'TS29571_CommonData.yaml#/components/responses/503'
/non-ue-n2-messages/transfer:
post:
  summary: Namf_Communication Non UE N2 Message Transfer service Operation
  tags:
    - Non UE N2Messages collection (Collection)
  operationId: NonUeN2MessageTransfer
  requestBody:
    content:
      application/json:
        schema:
          $ref: '#/components/schemas/N2InformationTransferReqData'
      multipart/related: # message with binary body part(s)
        schema:
          type: object
          properties: # Request parts
            jsonData:
              $ref: '#/components/schemas/N2InformationTransferReqData'
            binaryDataN2Information:
              type: string
              format: binary
          encoding:
            jsonData:
              contentType: application/json
            binaryDataN2Information:
              contentType: application/vnd.3gpp.ngap
          headers:

```



```

        Content-Id:
          schema:
            type: string
      required: true
    responses:
      '200':
        description: Non UE N2 Message Transfer successfully initiated.
        content:
          application/json:
            schema:
              $ref: '#/components/schemas/N2InformationTransferRspData'
      '307':
        $ref: 'TS29571_CommonData.yaml#/components/responses/307'
      '308':
        $ref: 'TS29571_CommonData.yaml#/components/responses/308'
      '400':
        description: Bad Request
        content:
          application/json:
            schema:
              $ref: '#/components/schemas/N2InformationTransferError'
          application/problem+json: # error originated by an SCP or SEPP
            schema:
              $ref: 'TS29571_CommonData.yaml#/components/schemas/ProblemDetails'
      '403':
        description: Forbidden
        content:
          application/json:
            schema:
              $ref: '#/components/schemas/N2InformationTransferError'
          application/problem+json: # error originated by an SCP or SEPP
            schema:
              $ref: 'TS29571_CommonData.yaml#/components/schemas/ProblemDetails'
      '404':
        description: Not Found
        content:
          application/json:
            schema:
              $ref: '#/components/schemas/N2InformationTransferError'
      '411':
        $ref: 'TS29571_CommonData.yaml#/components/responses/411'
      '413':
        $ref: 'TS29571_CommonData.yaml#/components/responses/413'
      '415':
        $ref: 'TS29571_CommonData.yaml#/components/responses/415'
      '429':
        $ref: 'TS29571_CommonData.yaml#/components/responses/429'
      '500':
        description: Internal Server Error
        content:
          application/json:
            schema:
              $ref: '#/components/schemas/N2InformationTransferError'
          application/problem+json: # error originated by an SCP or SEPP
            schema:
              $ref: 'TS29571_CommonData.yaml#/components/schemas/ProblemDetails'
      '503':
        description: Service Unavailable
        content:
          application/json:
            schema:
              $ref: '#/components/schemas/N2InformationTransferError'
          application/problem+json: # error originated by an SCP or SEPP
            schema:
              $ref: 'TS29571_CommonData.yaml#/components/schemas/ProblemDetails'
    default:
      description: Unexpected error
  /non-ue-n2-messages/subscriptions:
    post:
      summary: Namf_Communication Non UE N2 Info Subscribe service Operation
      tags:
        - Non UE N2Messages Subscriptions collection (Collection)
      operationId: NonUeN2InfoSubscribe
      requestBody:
        content:
          application/json:
            schema:
              $ref: '#/components/schemas/NonUeN2InfoSubscriptionCreateData'

```

```

    required: true
  responses:
    '201':
      description: Non UE N2 Info Subscription successfully created.
      headers:
        Location:
          description: 'Contains the URI of the newly created resource, according to the
structure: {apiRoot}/namf-comm/<apiVersion>/non-ue-n2-
messages/subscriptions/{n2NotifySubscriptionId}'
          required: true
          schema:
            type: string
      content:
        application/json:
          schema:
            $ref: '#/components/schemas/NonUeN2InfoSubscriptionCreatedData'
    '307':
      $ref: 'TS29571_CommonData.yaml#/components/responses/307'
    '308':
      $ref: 'TS29571_CommonData.yaml#/components/responses/308'
    '400':
      $ref: 'TS29571_CommonData.yaml#/components/responses/400'
    '403':
      $ref: 'TS29571_CommonData.yaml#/components/responses/403'
    '411':
      $ref: 'TS29571_CommonData.yaml#/components/responses/411'
    '413':
      $ref: 'TS29571_CommonData.yaml#/components/responses/413'
    '415':
      $ref: 'TS29571_CommonData.yaml#/components/responses/415'
    '429':
      $ref: 'TS29571_CommonData.yaml#/components/responses/429'
    '500':
      $ref: 'TS29571_CommonData.yaml#/components/responses/500'
    '503':
      $ref: 'TS29571_CommonData.yaml#/components/responses/503'
  default:
    description: Unexpected error
  callbacks:
    onN2InfoNotify:
      '{$request.body#/n2NotifyCallbackUri}':
        post:
          summary: Namf_Communication Non UE N2 Info Notify service Operation
          tags:
            - Non UE N2 Info Notify
          operationId: NonUeN2InfoNotify
          requestBody:
            description: Non UE N2 Information Notification
            content:
              application/json:
                schema:
                  $ref: '#/components/schemas/N2InformationNotification'
            multipart/related: # message with binary body part(s)
              schema:
                type: object
                properties: # Request parts
                  jsonData:
                    $ref: '#/components/schemas/N2InformationNotification'
                  binaryDataN2Information:
                    type: string
                    format: binary
              encoding:
                jsonData:
                  contentType: application/json
                binaryDataN2Information:
                  contentType: application/vnd.3gpp.ngap
              headers:
                Content-Id:
                  schema:
                    type: string
          responses:
            '204':
              description: Expected response to a successful callback processing
            '307':
              $ref: 'TS29571_CommonData.yaml#/components/responses/307'
            '308':
              $ref: 'TS29571_CommonData.yaml#/components/responses/308'
            '400':

```

```

    $ref: 'TS29571_CommonData.yaml#/components/responses/400'
  '411':
    $ref: 'TS29571_CommonData.yaml#/components/responses/411'
  '413':
    $ref: 'TS29571_CommonData.yaml#/components/responses/413'
  '415':
    $ref: 'TS29571_CommonData.yaml#/components/responses/415'
  '429':
    $ref: 'TS29571_CommonData.yaml#/components/responses/429'
  '500':
    $ref: 'TS29571_CommonData.yaml#/components/responses/500'
  '503':
    $ref: 'TS29571_CommonData.yaml#/components/responses/503'
/non-ue-n2-messages/subscriptions/{n2NotifySubscriptionId}:
delete:
  summary: Namf_Communication Non UE N2 Info UnSubscribe service Operation
  tags:
    - Non UE N2 Message Notification Individual Subscription (Document)
  operationId: NonUeN2InfoUnSubscribe
  parameters:
    - name: n2NotifySubscriptionId
      in: path
      description: N2 info Subscription Identifier
      required: true
      schema:
        type: string
  responses:
    '204':
      description: Non UE N2 INfo Subscription successfully removed.
    '307':
      $ref: 'TS29571_CommonData.yaml#/components/responses/307'
    '308':
      $ref: 'TS29571_CommonData.yaml#/components/responses/308'
    '400':
      $ref: 'TS29571_CommonData.yaml#/components/responses/400'
    '404':
      $ref: 'TS29571_CommonData.yaml#/components/responses/404'
    '429':
      $ref: 'TS29571_CommonData.yaml#/components/responses/429'
    '500':
      $ref: 'TS29571_CommonData.yaml#/components/responses/500'
    '503':
      $ref: 'TS29571_CommonData.yaml#/components/responses/503'
/subscriptions:
post:
  summary: Namf_Communication AMF Status Change Subscribe service Operation
  tags:
    - subscriptions collection (Collection)
  operationId: AMFStatusChangeSubscribe
  requestBody:
    content:
      application/json:
        schema:
          $ref: '#/components/schemas/SubscriptionData'
    required: true
  responses:
    '201':
      description: N1N2 Message Subscription successfully created.
      headers:
        Location:
          description: 'Contains the URI of the newly created resource, according to the
structure: {apiRoot}/namf-comm/<apiVersion>/subscriptions/{subscriptionId}'
          required: true
          schema:
            type: string
    content:
      application/json:
        schema:
          $ref: '#/components/schemas/SubscriptionData'
  '307':
    $ref: 'TS29571_CommonData.yaml#/components/responses/307'
  '308':
    $ref: 'TS29571_CommonData.yaml#/components/responses/308'
  '400':
    $ref: 'TS29571_CommonData.yaml#/components/responses/400'
  '403':
    $ref: 'TS29571_CommonData.yaml#/components/responses/403'
  '411':

```

```

    $ref: 'TS29571_CommonData.yaml#/components/responses/411'
  '413':
    $ref: 'TS29571_CommonData.yaml#/components/responses/413'
  '415':
    $ref: 'TS29571_CommonData.yaml#/components/responses/415'
  '429':
    $ref: 'TS29571_CommonData.yaml#/components/responses/429'
  '500':
    $ref: 'TS29571_CommonData.yaml#/components/responses/500'
  '503':
    $ref: 'TS29571_CommonData.yaml#/components/responses/503'
  default:
    description: Unexpected error
  callbacks:
    onAmfStatusChange:
      '{$request.body#/amfStatusUri}':
        post:
          summary: Amf Status Change Notify service Operation
          tags:
            - Amf Status Change Notify
          operationId: AmfStatusChangeNotify
          requestBody:
            description: Amf Status Change Notification
            content:
              application/json:
                schema:
                  $ref: '#/components/schemas/AmfStatusChangeNotification'
          responses:
            '204':
              description: Expected response to a successful callback processing
            '307':
              $ref: 'TS29571_CommonData.yaml#/components/responses/307'
            '308':
              $ref: 'TS29571_CommonData.yaml#/components/responses/308'
            '400':
              $ref: 'TS29571_CommonData.yaml#/components/responses/400'
            '404':
              $ref: 'TS29571_CommonData.yaml#/components/responses/404'
            '411':
              $ref: 'TS29571_CommonData.yaml#/components/responses/411'
            '413':
              $ref: 'TS29571_CommonData.yaml#/components/responses/413'
            '415':
              $ref: 'TS29571_CommonData.yaml#/components/responses/415'
            '429':
              $ref: 'TS29571_CommonData.yaml#/components/responses/429'
            '500':
              $ref: 'TS29571_CommonData.yaml#/components/responses/500'
            '503':
              $ref: 'TS29571_CommonData.yaml#/components/responses/503'
/subscriptions/{subscriptionId}:
  delete:
    summary: Namf_Communication AMF Status Change UnSubscribe service Operation
    tags:
      - individual subscription (Document)
    operationId: AMFStatusChangeUnSubscribe
    parameters:
      - name: subscriptionId
        in: path
        description: AMF Status Change Subscription Identifier
        required: true
        schema:
          type: string
    responses:
      '204':
        description: N1N2 Message Subscription successfully removed.
      '307':
        $ref: 'TS29571_CommonData.yaml#/components/responses/307'
      '308':
        $ref: 'TS29571_CommonData.yaml#/components/responses/308'
      '400':
        $ref: 'TS29571_CommonData.yaml#/components/responses/400'
      '404':
        $ref: 'TS29571_CommonData.yaml#/components/responses/404'
      '429':
        $ref: 'TS29571_CommonData.yaml#/components/responses/429'
      '500':
        $ref: 'TS29571_CommonData.yaml#/components/responses/500'

```

```

'503':
  $ref: 'TS29571_CommonData.yaml#/components/responses/503'
default:
  description: Unexpected error
put:
  summary: Namf_Communication AMF Status Change Subscribe Modify service Operation
  tags:
    - individual subscription (Document)
  operationId: AMFStatusChangeSubscribeModify
  parameters:
    - name: subscriptionId
      in: path
      description: AMF Status Change Subscription Identifier
      required: true
      schema:
        type: string
  requestBody:
    content:
      application/json:
        schema:
          $ref: '#/components/schemas/SubscriptionData'
    required: true
  responses:
    '200':
      description: Subscription modified successfully
      content:
        application/json:
          schema:
            $ref: '#/components/schemas/SubscriptionData'
    '204':
      description: Events subscription modification is accepted entirely
    '307':
      $ref: 'TS29571_CommonData.yaml#/components/responses/307'
    '308':
      $ref: 'TS29571_CommonData.yaml#/components/responses/308'
    '400':
      $ref: 'TS29571_CommonData.yaml#/components/responses/400'
    '403':
      $ref: 'TS29571_CommonData.yaml#/components/responses/403'
    '411':
      $ref: 'TS29571_CommonData.yaml#/components/responses/411'
    '413':
      $ref: 'TS29571_CommonData.yaml#/components/responses/413'
    '415':
      $ref: 'TS29571_CommonData.yaml#/components/responses/415'
    '429':
      $ref: 'TS29571_CommonData.yaml#/components/responses/429'
    '500':
      $ref: 'TS29571_CommonData.yaml#/components/responses/500'
    '503':
      $ref: 'TS29571_CommonData.yaml#/components/responses/503'
default:
  description: Unexpected error
callbacks:
  OnAmfStatusChange:
    '{$request.body#/amfStatusUri}':
      post:
        summary: Amf Status Change Notify service Operation
        tags:
          - Amf Status Change Notify
        operationId: AmfStatusChangeNOtify
        requestBody:
          description: Amf Status Change Notification
          content:
            application/json:
              schema:
                $ref: '#/components/schemas/AmfStatusChangeNotification'
        responses:
          '204':
            description: Expected response to a successful callback processing
          '307':
            $ref: 'TS29571_CommonData.yaml#/components/responses/307'
          '308':
            $ref: 'TS29571_CommonData.yaml#/components/responses/308'
          '400':
            $ref: 'TS29571_CommonData.yaml#/components/responses/400'
          '403':
            $ref: 'TS29571_CommonData.yaml#/components/responses/403'

```

```

    '411':
      $ref: 'TS29571_CommonData.yaml#/components/responses/411'
    '413':
      $ref: 'TS29571_CommonData.yaml#/components/responses/413'
    '415':
      $ref: 'TS29571_CommonData.yaml#/components/responses/415'
    '429':
      $ref: 'TS29571_CommonData.yaml#/components/responses/429'
    '500':
      $ref: 'TS29571_CommonData.yaml#/components/responses/500'
    '503':
      $ref: 'TS29571_CommonData.yaml#/components/responses/503'
components:
  securitySchemes:
    oAuth2ClientCredentials:
      type: oauth2
      flows:
        clientCredentials:
          tokenUrl: '{nrfApiRoot}/oauth2/token'
          scopes:
            namf-comm: Access to the Namf_Communication API
  schemas:
#
# STRUCTURED DATA TYPES
#
  SubscriptionData:
    description: Data within an AMF Status Change Subscription request and response
    type: object
    properties:
      amfStatusUri:
        $ref: 'TS29571_CommonData.yaml#/components/schemas/Uri'
      guamiList:
        type: array
        items:
          $ref: 'TS29571_CommonData.yaml#/components/schemas/Guami'
        minItems: 1
    required:
      - amfStatusUri
  AmfStatusChangeNotification:
    description: Data within an AMF Status Change Notification request
    type: object
    properties:
      amfStatusInfoList:
        type: array
        items:
          $ref: '#/components/schemas/AmfStatusInfo'
        minItems: 1
    required:
      - amfStatusInfoList
  AmfStatusInfo:
    description: AMF Status Information
    type: object
    properties:
      guamiList:
        type: array
        items:
          $ref: 'TS29571_CommonData.yaml#/components/schemas/Guami'
        minItems: 1
      statusChange:
        $ref: '#/components/schemas/StatusChange'
      targetAmfRemoval:
        $ref: 'TS29571_CommonData.yaml#/components/schemas/AmfName'
      targetAmfFailure:
        $ref: 'TS29571_CommonData.yaml#/components/schemas/AmfName'
    required:
      - guamiList
      - statusChange
  AssignEbiData:
    description: Data within an EBI assignment request
    type: object
    properties:
      pduSessionId:
        $ref: 'TS29571_CommonData.yaml#/components/schemas/PduSessionId'
      arpList:
        type: array
        items:
          $ref: 'TS29571_CommonData.yaml#/components/schemas/Arp'
        minItems: 1

```

```

    releasedEbiList:
      type: array
      items:
        $ref: '#/components/schemas/EpsBearerId'
      minItems: 1
    oldGuami:
      $ref: 'TS29571_CommonData.yaml#/components/schemas/Guami'
    modifiedEbiList:
      type: array
      items:
        $ref: 'TS29502_Nsmf_PDUSession.yaml#/components/schemas/EbiArpMapping'
      minItems: 1
    required:
      - pduSessionId
AssignedEbiData:
  description: Data within a successful response to an EBI assignment request
  type: object
  properties:
    pduSessionId:
      $ref: 'TS29571_CommonData.yaml#/components/schemas/PduSessionId'
    assignedEbiList:
      type: array
      items:
        $ref: 'TS29502_Nsmf_PDUSession.yaml#/components/schemas/EbiArpMapping'
      minItems: 0
    failedArpList:
      type: array
      items:
        $ref: 'TS29571_CommonData.yaml#/components/schemas/Arp'
      minItems: 1
    releasedEbiList:
      type: array
      items:
        $ref: '#/components/schemas/EpsBearerId'
      minItems: 1
    modifiedEbiList:
      type: array
      items:
        $ref: '#/components/schemas/EpsBearerId'
      minItems: 1
    required:
      - pduSessionId
      - assignedEbiList
AssignEbiFailed:
  description: Represents failed assignment of EBI(s)
  type: object
  properties:
    pduSessionId:
      $ref: 'TS29571_CommonData.yaml#/components/schemas/PduSessionId'
    failedArpList:
      type: array
      items:
        $ref: 'TS29571_CommonData.yaml#/components/schemas/Arp'
      minItems: 1
    required:
      - pduSessionId
UEContextRelease:
  description: Data within a Release UE Context request
  type: object
  properties:
    supi:
      $ref: 'TS29571_CommonData.yaml#/components/schemas/Supi'
    unauthenticatedSupi:
      type: boolean
      default: false
    ngapCause:
      $ref: 'TS29571_CommonData.yaml#/components/schemas/NgapCause'
    required:
      - ngapCause
N2InformationTransferReqData:
  description: Data within a N2 Information Transfer request containing the N2 information
  requested to be transferred to 5G AN
  type: object
  properties:
    taiList:
      type: array
      items:
        $ref: 'TS29571_CommonData.yaml#/components/schemas/Tai'

```

```

    minItems: 1
    ratSelector:
      $ref: '#/components/schemas/RatSelector'
    globalRanNodeList:
      type: array
      items:
        $ref: 'TS29571_CommonData.yaml#/components/schemas/GlobalRanNodeId'
      minItems: 1
    n2Information:
      $ref: '#/components/schemas/N2InfoContainer'
    supportedFeatures:
      $ref: 'TS29571_CommonData.yaml#/components/schemas/SupportedFeatures'
  required:
    - n2Information
NonUeN2InfoSubscriptionCreateData:
  description: Data within a create subscription request for non-UE specific N2 information
notification
  type: object
  properties:
    globalRanNodeList:
      type: array
      items:
        $ref: 'TS29571_CommonData.yaml#/components/schemas/GlobalRanNodeId'
      minItems: 1
    anTypeList:
      type: array
      items:
        $ref: 'TS29571_CommonData.yaml#/components/schemas/AccessType'
      minItems: 1
    n2InformationClass:
      $ref: '#/components/schemas/N2InformationClass'
    n2NotifyCallbackUri:
      $ref: 'TS29571_CommonData.yaml#/components/schemas/Uri'
    nfId:
      $ref: 'TS29571_CommonData.yaml#/components/schemas/NfInstanceId'
    supportedFeatures:
      $ref: 'TS29571_CommonData.yaml#/components/schemas/SupportedFeatures'
  required:
    - n2InformationClass
    - n2NotifyCallbackUri
NonUeN2InfoSubscriptionCreatedData:
  description: Data for the created subscription for non-UE specific N2 information notification
  type: object
  properties:
    n2NotifySubscriptionId:
      type: string
    supportedFeatures:
      $ref: 'TS29571_CommonData.yaml#/components/schemas/SupportedFeatures'
    n2InformationClass:
      $ref: '#/components/schemas/N2InformationClass'
  required:
    - n2NotifySubscriptionId
UeN1N2InfoSubscriptionCreateData:
  description: Data within a create subscription request for UE specific N1 and/or N2
information notification
  type: object
  properties:
    n2InformationClass:
      $ref: '#/components/schemas/N2InformationClass'
    n2NotifyCallbackUri:
      $ref: 'TS29571_CommonData.yaml#/components/schemas/Uri'
    n1MessageClass:
      $ref: '#/components/schemas/N1MessageClass'
    n1NotifyCallbackUri:
      $ref: 'TS29571_CommonData.yaml#/components/schemas/Uri'
    nfId:
      $ref: 'TS29571_CommonData.yaml#/components/schemas/NfInstanceId'
    supportedFeatures:
      $ref: 'TS29571_CommonData.yaml#/components/schemas/SupportedFeatures'
    oldGuami:
      $ref: 'TS29571_CommonData.yaml#/components/schemas/Guami'
UeN1N2InfoSubscriptionCreatedData:
  description: Data for the created subscription for UE specific N1 and/or N2 information
notification
  type: object
  properties:
    n1n2NotifySubscriptionId:
      type: string

```



```

    supportedFeatures:
      $ref: 'TS29571_CommonData.yaml#/components/schemas/SupportedFeatures'
  required:
    - nln2NotifySubscriptionId
N2InformationNotification:
  description: Data within a N2 information notification request
  type: object
  properties:
    n2NotifySubscriptionId:
      type: string
    n2InfoContainer:
      $ref: '#/components/schemas/N2InfoContainer'
    toReleaseSessionList:
      type: array
      items:
        $ref: 'TS29571_CommonData.yaml#/components/schemas/PduSessionId'
      minItems: 1
    lcsCorrelationId:
      $ref: 'TS29572_Nlmf_Location.yaml#/components/schemas/CorrelationID'
    notifyReason:
      $ref: '#/components/schemas/N2InfoNotifyReason'
    smfChangeInfoList:
      type: array
      items:
        $ref: '#/components/schemas/SmfChangeInfo'
      minItems: 1
    ranNodeId:
      $ref: 'TS29571_CommonData.yaml#/components/schemas/GlobalRanNodeId'
    initialAmfName:
      $ref: 'TS29571_CommonData.yaml#/components/schemas/AmfName'
    anN2IPv4Addr:
      $ref: 'TS29571_CommonData.yaml#/components/schemas/Ipv4Addr'
    anN2IPv6Addr:
      $ref: 'TS29571_CommonData.yaml#/components/schemas/Ipv6Addr'
    guami:
      $ref: 'TS29571_CommonData.yaml#/components/schemas/Guami'
    notifySourceNgRan:
      type: boolean
      default: false
  required:
    - n2NotifySubscriptionId
N2InfoContainer:
  description: N2 information container
  type: object
  properties:
    n2InformationClass:
      $ref: '#/components/schemas/N2InformationClass'
    smInfo:
      $ref: '#/components/schemas/N2SmInformation'
    ranInfo:
      $ref: '#/components/schemas/N2RanInformation'
    nrppaInfo:
      $ref: '#/components/schemas/NrppaInformation'
    pwsInfo:
      $ref: '#/components/schemas/PwsInformation'
    v2xInfo:
      $ref: '#/components/schemas/V2xInformation'
    proseInfo:
      $ref: '#/components/schemas/ProSeInformation'
  required:
    - n2InformationClass
N1MessageNotification:
  description: Data within a N1 message notification request
  type: object
  properties:
    n1NotifySubscriptionId:
      type: string
    n1MessageContainer:
      $ref: '#/components/schemas/N1MessageContainer'
    lcsCorrelationId:
      $ref: 'TS29572_Nlmf_Location.yaml#/components/schemas/CorrelationID'
    registrationCtxContainer:
      $ref: '#/components/schemas/RegistrationContextContainer'
    newLmfIdentification:
      $ref: 'TS29572_Nlmf_Location.yaml#/components/schemas/LMFIdentification'
    guami:
      $ref: 'TS29571_CommonData.yaml#/components/schemas/Guami'
    cIoT5GSOptimisation:

```

```

    type: boolean
    default: false
  ecgi:
    $ref: 'TS29571_CommonData.yaml#/components/schemas/Ecgi'
  ncgi:
    $ref: 'TS29571_CommonData.yaml#/components/schemas/Ncgi'
  required:
  - nlMessageContainer
N1MessageContainer:
  description: N1 Message container
  type: object
  properties:
    nlMessageClass:
      $ref: '#/components/schemas/N1MessageClass'
    nlMessageContent:
      $ref: 'TS29571_CommonData.yaml#/components/schemas/RefToBinaryData'
    nfId:
      $ref: 'TS29571_CommonData.yaml#/components/schemas/NfInstanceId'
    serviceInstanceId:
      type: string
  required:
  - nlMessageClass
  - nlMessageContent
N1N2MessageTransferReqData:
  description: Data within a N1/N2 message transfer request
  type: object
  properties:
    nlMessageContainer:
      $ref: '#/components/schemas/N1MessageContainer'
    n2InfoContainer:
      $ref: '#/components/schemas/N2InfoContainer'
    mtData:
      $ref: 'TS29571_CommonData.yaml#/components/schemas/RefToBinaryData'
    skipInd:
      type: boolean
      default: false
    lastMsgIndication:
      type: boolean
    pduSessionId:
      $ref: 'TS29571_CommonData.yaml#/components/schemas/PduSessionId'
    lcsCorrelationId:
      $ref: 'TS29572_Nlmf_Location.yaml#/components/schemas/CorrelationID'
    ppi:
      $ref: '#/components/schemas/Ppi'
    arp:
      $ref: 'TS29571_CommonData.yaml#/components/schemas/Arp'
    5qi:
      $ref: 'TS29571_CommonData.yaml#/components/schemas/5Qi'
    nln2FailureTxfNotifURI:
      $ref: 'TS29571_CommonData.yaml#/components/schemas/Uri'
    smfReallocationInd:
      type: boolean
      default: false
    areaOfValidity:
      $ref: '#/components/schemas/AreaOfValidity'
    supportedFeatures:
      $ref: 'TS29571_CommonData.yaml#/components/schemas/SupportedFeatures'
    oldGuami:
      $ref: 'TS29571_CommonData.yaml#/components/schemas/Guami'
    maAcceptedInd:
      type: boolean
      default: false
    extBufSupport:
      type: boolean
      default: false
    targetAccess:
      $ref: 'TS29571_CommonData.yaml#/components/schemas/AccessType'
    nfId:
      $ref: 'TS29571_CommonData.yaml#/components/schemas/NfInstanceId'

N1N2MessageTransferRespData:
  description: Data within a N1/N2 message transfer response
  type: object
  properties:
    cause:
      $ref: '#/components/schemas/N1N2MessageTransferCause'
    supportedFeatures:

```

```

    $ref: 'TS29571_CommonData.yaml#/components/schemas/SupportedFeatures'
  required:
    - cause
  RegistrationContextContainer:
    description: Registration Context Container used to send the UE context information, N1
message from UE, AN address etc during Registration with AMF re-allocation procedure
    type: object
    properties:
      ueContext:
        $ref: '#/components/schemas/UeContext'
      localTimeZone:
        $ref: 'TS29571_CommonData.yaml#/components/schemas/TimeZone'
      anType:
        $ref: 'TS29571_CommonData.yaml#/components/schemas/AccessType'
      anN2ApId:
        type: integer
      ranNodeId:
        $ref: 'TS29571_CommonData.yaml#/components/schemas/GlobalRanNodeId'
      initialAmfName:
        $ref: 'TS29571_CommonData.yaml#/components/schemas/AmfName'
      userLocation:
        $ref: 'TS29571_CommonData.yaml#/components/schemas/UserLocation'
      rrcEstCause:
        type: string
        pattern: '^[0-9a-fA-F]+$'
      ueContextRequest:
        type: boolean
        default: false
      initialAmfN2ApId:
        type: integer
      anN2IPv4Addr:
        $ref: 'TS29571_CommonData.yaml#/components/schemas/Ipv4Addr'
      anN2IPv6Addr:
        $ref: 'TS29571_CommonData.yaml#/components/schemas/Ipv6Addr'
      allowedNssai:
        $ref: 'TS29531_Nnssf_NSSelection.yaml#/components/schemas/AllowedNssai'
      configuredNssai:
        type: array
        items:
          $ref: 'TS29531_Nnssf_NSSelection.yaml#/components/schemas/ConfiguredNssai'
        minItems: 1
      rejectedNssaiInPlmn:
        type: array
        items:
          $ref: 'TS29571_CommonData.yaml#/components/schemas/Snssai'
        minItems: 1
      rejectedNssaiInTa:
        type: array
        items:
          $ref: 'TS29571_CommonData.yaml#/components/schemas/Snssai'
        minItems: 1
      selectedPlmnId:
        $ref: 'TS29571_CommonData.yaml#/components/schemas/PlmnId'
      iabNodeInd:
        type: boolean
        default: false
      ceModeBInd:
        $ref: '#/components/schemas/CeModeBInd'
      lteMInd:
        $ref: '#/components/schemas/LteMInd'
      authenticatedInd:
        type: boolean
        default: false
      npnAccessInfo:
        $ref: '#/components/schemas/NpnAccessInfo'
    required:
      - ueContext
      - anType
      - anN2ApId
      - ranNodeId
      - initialAmfName
      - userLocation
  AreaOfValidity:
    description: Area of validity information for N2 information transfer
    type: object
    properties:
      taiList:
        type: array

```

```

    items:
      $ref: 'TS29571_CommonData.yaml#/components/schemas/Tai'
    minItems: 0
  required:
  - taiList
UeContextTransferReqData:
  description: Data within a UE Context Transfer Request to start transferring of an individual
ueContext resource from old AMF to new AMF
  type: object
  properties:
    reason:
      $ref: '#/components/schemas/TransferReason'
    accessType:
      $ref: 'TS29571_CommonData.yaml#/components/schemas/AccessType'
    plmnId:
      $ref: 'TS29571_CommonData.yaml#/components/schemas/PlmnId'
    regRequest:
      $ref: '#/components/schemas/N1MessageContainer'
    supportedFeatures:
      $ref: 'TS29571_CommonData.yaml#/components/schemas/SupportedFeatures'
  required:
  - reason
  - accessType
UeContextTransferRspData:
  description: Data within a successful response to the UE Context Transfer request
  type: object
  properties:
    ueContext:
      $ref: '#/components/schemas/UeContext'
    ueRadioCapability:
      $ref: '#/components/schemas/N2InfoContent'
    ueRadioCapabilityForPaging:
      $ref: '#/components/schemas/N2InfoContent'
    ueNbiotRadioCapability:
      $ref: '#/components/schemas/N2InfoContent'
    supportedFeatures:
      $ref: 'TS29571_CommonData.yaml#/components/schemas/SupportedFeatures'
  required:
  - ueContext
UeContext:
  description: Represents an individual ueContext resource
  type: object
  properties:
    supi:
      $ref: 'TS29571_CommonData.yaml#/components/schemas/Supi'
    supiUnauthInd:
      type: boolean
    gpsiList:
      type: array
      items:
        $ref: 'TS29571_CommonData.yaml#/components/schemas/Gpsi'
      minItems: 1
    pei:
      $ref: 'TS29571_CommonData.yaml#/components/schemas/Pei'
    udmGroupId:
      $ref: 'TS29571_CommonData.yaml#/components/schemas/NfGroupId'
    ausfGroupId:
      $ref: 'TS29571_CommonData.yaml#/components/schemas/NfGroupId'
    pcfGroupId:
      $ref: 'TS29571_CommonData.yaml#/components/schemas/NfGroupId'
    routingIndicator:
      type: string
    hnWPubKeyId:
      type: integer
    groupList:
      type: array
      items:
        $ref: 'TS29571_CommonData.yaml#/components/schemas/GroupId'
      minItems: 1
    drxParameter:
      $ref: '#/components/schemas/DrxParameter'
    subRfsp:
      $ref: 'TS29571_CommonData.yaml#/components/schemas/RfspIndex'
    usedRfsp:
      $ref: 'TS29571_CommonData.yaml#/components/schemas/RfspIndex'
    subUeAmbr:
      $ref: 'TS29571_CommonData.yaml#/components/schemas/Ambr'
    subUeSliceMbrList:

```

```

    type: object
    additionalProperties:
      $ref: 'TS29571_CommonData.yaml#/components/schemas/SliceMbr'
    minProperties: 1
    description: A map(list of key-value pairs) where Sns sai serves as key.
  smsfId:
    $ref: 'TS29571_CommonData.yaml#/components/schemas/NfInstanceId'
  seafData:
    $ref: '#/components/schemas/SeafData'
  5gMmCapability:
    $ref: '#/components/schemas/5GMmCapability'
  pcfId:
    $ref: 'TS29571_CommonData.yaml#/components/schemas/NfInstanceId'
  pcfSetId:
    $ref: 'TS29571_CommonData.yaml#/components/schemas/NfSetId'
  pcfAmpServiceSetId:
    $ref: 'TS29571_CommonData.yaml#/components/schemas/NfServiceSetId'
  pcfUepServiceSetId:
    $ref: 'TS29571_CommonData.yaml#/components/schemas/NfServiceSetId'
  pcfBinding:
    $ref: '#/components/schemas/SbiBindingLevel'
  pcfAmPolicyUri:
    $ref: 'TS29571_CommonData.yaml#/components/schemas/Uri'
  amPolicyReqTriggerList:
    type: array
    items:
      $ref: '#/components/schemas/PolicyReqTrigger'
    minItems: 1
  pcfUePolicyUri:
    $ref: 'TS29571_CommonData.yaml#/components/schemas/Uri'
  uePolicyReqTriggerList:
    type: array
    items:
      $ref: '#/components/schemas/PolicyReqTrigger'
    minItems: 1
  hpcfId:
    $ref: 'TS29571_CommonData.yaml#/components/schemas/NfInstanceId'
  hpcfSetId:
    $ref: 'TS29571_CommonData.yaml#/components/schemas/NfSetId'
  restrictedRatList:
    type: array
    items:
      $ref: 'TS29571_CommonData.yaml#/components/schemas/RatType'
    minItems: 1
  forbiddenAreaList:
    type: array
    items:
      $ref: 'TS29571_CommonData.yaml#/components/schemas/Area'
    minItems: 1
  serviceAreaRestriction:
    $ref: 'TS29571_CommonData.yaml#/components/schemas/ServiceAreaRestriction'
  restrictedCoreNwTypeList:
    type: array
    items:
      $ref: 'TS29571_CommonData.yaml#/components/schemas/CoreNetworkType'
    minItems: 1
  eventSubscriptionList:
    type: array
    items:
      $ref: '#/components/schemas/ExtAmfEventSubscription'
    minItems: 1
  mmContextList:
    type: array
    items:
      $ref: '#/components/schemas/MmContext'
    minItems: 1
    maxItems: 2
  sessionContextList:
    type: array
    items:
      $ref: '#/components/schemas/PduSessionContext'
    minItems: 1
  traceData:
    $ref: 'TS29571_CommonData.yaml#/components/schemas/TraceData'
  serviceGapExpiryTime:
    $ref: 'TS29571_CommonData.yaml#/components/schemas/DateTime'
  stnSr:
    $ref: 'TS29571_CommonData.yaml#/components/schemas/StnSr'

```

```

cMsisdn:
  $ref: 'TS29571_CommonData.yaml#/components/schemas/CMsisdn'
msClassmark2:
  $ref: '#/components/schemas/MSClassmark2'
supportedCodecList:
  type: array
  items:
    $ref: '#/components/schemas/SupportedCodec'
  minItems: 1
smallDataRateStatusInfos:
  type: array
  items:
    $ref: '#/components/schemas/SmallDataRateStatusInfo'
  minItems: 1
restrictedPrimaryRatList:
  type: array
  items:
    $ref: 'TS29571_CommonData.yaml#/components/schemas/RatType'
  minItems: 1
restrictedSecondaryRatList:
  type: array
  items:
    $ref: 'TS29571_CommonData.yaml#/components/schemas/RatType'
  minItems: 1
v2xContext:
  $ref: '#/components/schemas/V2xContext'
lteCatMInd:
  type: boolean
  default: false
redCapInd:
  type: boolean
  default: false
moExpDataCounter:
  $ref: 'TS29571_CommonData.yaml#/components/schemas/MoExpDataCounter'
cagData:
  $ref: 'TS29503_Nudm_SDM.yaml#/components/schemas/CagData'
managementMdtInd:
  type: boolean
  default: false
immediateMdtConf:
  $ref: '#/components/schemas/ImmediateMdtConf'
ecRestrictionDataWb:
  $ref: '#/components/schemas/EcRestrictionDataWb'
ecRestrictionDataNb:
  type: boolean
  default: false
iabOperationAllowed:
  type: boolean
proseContext:
  $ref: '#/components/schemas/ProseContext'
analyticsSubscriptionList:
  type: array
  items:
    $ref: '#/components/schemas/AnalyticsSubscription'
  minItems: 1
pcfAmpBindingInfo:
  type: string
pcfUepBindingInfo:
  type: string
usedServiceAreaRestriction:
  $ref: 'TS29571_CommonData.yaml#/components/schemas/ServiceAreaRestriction'
praInAmPolicy:
  type: object
  additionalProperties:
    $ref: 'TS29571_CommonData.yaml#/components/schemas/PresenceInfo'
  minProperties: 1
  description: A map(list of key-value pairs) where praId serves as key.
praInUePolicy:
  type: object
  additionalProperties:
    $ref: 'TS29571_CommonData.yaml#/components/schemas/PresenceInfo'
  minProperties: 1
  description: A map(list of key-value pairs) where praId serves as key.
updSubscriptionData:
  $ref: '#/components/schemas/UpdpSubscriptionData'
smPolicyNotifyPduList:
  type: array
  items:

```

```

    $ref: 'TS29571_CommonData.yaml#/components/schemas/PduSessionInfo'
  minItems: 1
  pcfUeCallbackInfo:
    $ref: 'TS29571_CommonData.yaml#/components/schemas/PcfUeCallbackInfo'
  uePositioningCap:
    $ref: 'TS29572_Nlmf_Location.yaml#/components/schemas/UePositioningCapabilities'
  astiDistributionIndication:
    type: boolean
    default: false
  tsErrorBudget:
    type: integer
  snpnOnboardInd:
    type: boolean
    default: false
  smfSelInfo:
    $ref: 'TS29507_Npcf_AMPolicyControl.yaml#/components/schemas/SmfSelectionData'
  pcfUeSliceMbrList:
    type: object
    additionalProperties:
      $ref: 'TS29571_CommonData.yaml#/components/schemas/SliceMbr'
    minProperties: 1
    description: A map(list of key-value pairs) where Snssai serves as key.

N2SmInformation:
  description: Represents the session management SMF related N2 information data part
  type: object
  properties:
    pduSessionId:
      $ref: 'TS29571_CommonData.yaml#/components/schemas/PduSessionId'
    n2InfoContent:
      $ref: '#/components/schemas/N2InfoContent'
    sNssai:
      $ref: 'TS29571_CommonData.yaml#/components/schemas/Snssai'
    homePlmnSnssai:
      $ref: 'TS29571_CommonData.yaml#/components/schemas/Snssai'
    iwkSnssai:
      $ref: 'TS29571_CommonData.yaml#/components/schemas/Snssai'
    subjectToHo:
      type: boolean
  required:
    - pduSessionId

N2InfoContent:
  description: Represents a transparent N2 information content to be relayed by AMF
  type: object
  properties:
    ngapMessageType:
      $ref: 'TS29571_CommonData.yaml#/components/schemas/Uinteger'
    ngapIeType:
      $ref: '#/components/schemas/NgapIeType'
    ngapData:
      $ref: 'TS29571_CommonData.yaml#/components/schemas/RefToBinaryData'
  required:
    - ngapData

NrppaInformation:
  description: Represents a NRPPa related N2 information data part
  type: object
  properties:
    nfId:
      $ref: 'TS29571_CommonData.yaml#/components/schemas/NfInstanceId'
    nrppaPdu:
      $ref: '#/components/schemas/N2InfoContent'
    serviceInstanceId:
      type: string
  required:
    - nfId
    - nrppaPdu

PwsInformation:
  description: Represents a PWS related information data part
  type: object
  properties:
    messageIdentifier:
      $ref: 'TS29571_CommonData.yaml#/components/schemas/Uint16'
    serialNumber:
      $ref: 'TS29571_CommonData.yaml#/components/schemas/Uint16'
    pwsContainer:
      $ref: '#/components/schemas/N2InfoContent'
    bcEmptyAreaList:

```

```

    type: array
    items:
      $ref: 'TS29571_CommonData.yaml#/components/schemas/GlobalRanNodeId'
    minItems: 1
  sendRanResponse:
    type: boolean
    default: false
  omcId:
    $ref: '#/components/schemas/OmcIdentifier'
  nfId:
    $ref: 'TS29571_CommonData.yaml#/components/schemas/NfInstanceId'
  required:
    - messageIdentifier
    - serialNumber
    - pwsContainer
N1N2MsgTxfrFailureNotification:
  description: Data within a N1/N2 Message Transfer Failure Notification request
  type: object
  properties:
    cause:
      $ref: '#/components/schemas/N1N2MessageTransferCause'
    n1n2MsgDataUri:
      $ref: 'TS29571_CommonData.yaml#/components/schemas/Uri'
  required:
    - cause
    - n1n2MsgDataUri
N1N2MessageTransferError:
  description: Data within a N1/N2 Message Transfer Error response
  type: object
  properties:
    error:
      $ref: 'TS29571_CommonData.yaml#/components/schemas/ProblemDetails'
    errInfo:
      $ref: '#/components/schemas/N1N2MsgTxfrErrDetail'
  required:
    - error
N1N2MsgTxfrErrDetail:
  description: N1/N2 Message Transfer Error Details
  type: object
  properties:
    retryAfter:
      $ref: 'TS29571_CommonData.yaml#/components/schemas/UInteger'
    highestPrioArp:
      $ref: 'TS29571_CommonData.yaml#/components/schemas/Arp'
    maxWaitingTime:
      $ref: 'TS29571_CommonData.yaml#/components/schemas/DurationSec'
N2InformationTransferRspData:
  description: Data within a successful response to the N2 Information Transfer request to
transfer N2 Information to the AN
  type: object
  properties:
    result:
      $ref: '#/components/schemas/N2InformationTransferResult'
    pwsRspData:
      $ref: '#/components/schemas/PWSResponseData'
    supportedFeatures:
      $ref: 'TS29571_CommonData.yaml#/components/schemas/SupportedFeatures'
  required:
    - result
MmContext:
  description: Represents a Mobility Management Context in UE Context
  type: object
  properties:
    accessType:
      $ref: 'TS29571_CommonData.yaml#/components/schemas/AccessType'
    nasSecurityMode:
      $ref: '#/components/schemas/NasSecurityMode'
    epsNasSecurityMode:
      $ref: '#/components/schemas/EpsNasSecurityMode'
    nasDownlinkCount:
      $ref: '#/components/schemas/NasCount'
    nasUplinkCount:
      $ref: '#/components/schemas/NasCount'
    ueSecurityCapability:
      $ref: '#/components/schemas/UeSecurityCapability'
    slUeNetworkCapability:
      $ref: '#/components/schemas/SlUeNetworkCapability'
    allowedNssai:

```



```

    type: array
    items:
      $ref: 'TS29571_CommonData.yaml#/components/schemas/Snssai'
    minItems: 1
  nssaiMappingList:
    type: array
    items:
      $ref: '#/components/schemas/NssaiMapping'
    minItems: 1
  allowedHomeNssai:
    type: array
    items:
      $ref: 'TS29571_CommonData.yaml#/components/schemas/Snssai'
    minItems: 1
  nsInstanceList:
    type: array
    items:
      $ref: 'TS29531_Nnssf_NSSelection.yaml#/components/schemas/NsiId'
    minItems: 1
  expectedUEbehavior:
    $ref: '#/components/schemas/ExpectedUEbehavior'
  ueDifferentiationInfo:
    $ref: '#/components/schemas/UEDifferentiationInfo'
  plmnAssiUERadioCapId:
    $ref: 'TS29571_CommonData.yaml#/components/schemas/PlmnAssiUERadioCapId'
  manAssiUERadioCapId:
    $ref: 'TS29571_CommonData.yaml#/components/schemas/ManAssiUERadioCapId'
  ucmfDicEntryId:
    type: string
  n3IwfId:
    $ref: 'TS29571_CommonData.yaml#/components/schemas/GlobalRanNodeId'
  wagfId:
    $ref: 'TS29571_CommonData.yaml#/components/schemas/GlobalRanNodeId'
  tngfId:
    $ref: 'TS29571_CommonData.yaml#/components/schemas/GlobalRanNodeId'
  anN2ApId:
    type: integer
  nssaaStatusList:
    type: array
    items:
      $ref: 'TS29571_CommonData.yaml#/components/schemas/NssaaStatus'
    minItems: 1
  pendingNssaiMappingList:
    type: array
    items:
      $ref: '#/components/schemas/NssaiMapping'
    minItems: 1
  uuaaMmStatus:
    $ref: '#/components/schemas/UuaaMmStatus'
  required:
    - accessType
  SeafData:
    description: Represents SEAF data derived from data received from AUSF
    type: object
    properties:
      ngKsi:
        $ref: '#/components/schemas/NgKsi'
      keyAmf:
        $ref: '#/components/schemas/KeyAmf'
      nh:
        type: string
        pattern: '^[A-Za-f0-9]+$'
      ncc:
        type: integer
        minimum: 0
        maximum: 7
      keyAmfChangeInd:
        type: boolean
      keyAmfHDerivationInd:
        type: boolean
    required:
      - ngKsi
      - keyAmf
  NasSecurityMode:
    description: Indicates the NAS Security Mode
    type: object
    properties:
      integrityAlgorithm:

```

```

    $ref: '#/components/schemas/IntegrityAlgorithm'
  cipheringAlgorithm:
    $ref: '#/components/schemas/CipheringAlgorithm'
  required:
  - integrityAlgorithm
  - cipheringAlgorithm
PduSessionContext:
  description: Represents a PDU Session Context in UE Context
  type: object
  properties:
    pduSessionId:
      $ref: 'TS29571_CommonData.yaml#/components/schemas/PduSessionId'
    smContextRef:
      $ref: 'TS29571_CommonData.yaml#/components/schemas/Uri'
    sNssai:
      $ref: 'TS29571_CommonData.yaml#/components/schemas/Snssai'
    dnn:
      $ref: 'TS29571_CommonData.yaml#/components/schemas/Dnn'
    selectedDnn:
      $ref: 'TS29571_CommonData.yaml#/components/schemas/Dnn'
    accessType:
      $ref: 'TS29571_CommonData.yaml#/components/schemas/AccessType'
    additionalAccessType:
      $ref: 'TS29571_CommonData.yaml#/components/schemas/AccessType'
    allocatedEbiList:
      type: array
      items:
        $ref: 'TS29502_Nsmf_PDUSession.yaml#/components/schemas/EbiArpMapping'
      minItems: 1
    hsmfId:
      $ref: 'TS29571_CommonData.yaml#/components/schemas/NfInstanceId'
    hsmfSetId:
      $ref: 'TS29571_CommonData.yaml#/components/schemas/NfSetId'
    hsmfServiceSetId:
      $ref: 'TS29571_CommonData.yaml#/components/schemas/NfServiceSetId'
    smfBinding:
      $ref: '#/components/schemas/SbiBindingLevel'
    vsmfId:
      $ref: 'TS29571_CommonData.yaml#/components/schemas/NfInstanceId'
    vsmfSetId:
      $ref: 'TS29571_CommonData.yaml#/components/schemas/NfSetId'
    vsmfServiceSetId:
      $ref: 'TS29571_CommonData.yaml#/components/schemas/NfServiceSetId'
    vsmfBinding:
      $ref: '#/components/schemas/SbiBindingLevel'
    ismfId:
      $ref: 'TS29571_CommonData.yaml#/components/schemas/NfInstanceId'
    ismfSetId:
      $ref: 'TS29571_CommonData.yaml#/components/schemas/NfSetId'
    ismfServiceSetId:
      $ref: 'TS29571_CommonData.yaml#/components/schemas/NfServiceSetId'
    ismfBinding:
      $ref: '#/components/schemas/SbiBindingLevel'
    nsInstance:
      $ref: 'TS29531_Nnssf_NSSelection.yaml#/components/schemas/NsiId'
    smfServiceInstanceId:
      type: string
    maPduSession:
      type: boolean
      default: false
    cnAssistedRanPara:
      $ref: 'TS29502_Nsmf_PDUSession.yaml#/components/schemas/CnAssistedRanPara'
    nrfManagementUri:
      $ref: 'TS29571_CommonData.yaml#/components/schemas/Uri'
    nrfDiscoveryUri:
      $ref: 'TS29571_CommonData.yaml#/components/schemas/Uri'
    nrfAccessTokenUri:
      $ref: 'TS29571_CommonData.yaml#/components/schemas/Uri'
    smfBindingInfo:
      type: string
    vsmfBindingInfo:
      type: string
    ismfBindingInfo:
      type: string
    additionalSnssai:
      $ref: 'TS29571_CommonData.yaml#/components/schemas/Snssai'
    interPlmnApiRoot:
      $ref: 'TS29571_CommonData.yaml#/components/schemas/Uri'

```

```

    required:
      - pduSessionId
      - smContextRef
      - sNssai
      - dnn
      - accessType
  NssaiMapping:
    description: Represents the mapping between a S-NSSAI in serving PLMN to a S-NSSAI in home
  PLMN
    type: object
    properties:
      mappedSnssai:
        $ref: 'TS29571_CommonData.yaml#/components/schemas/Snssai'
      hSnssai:
        $ref: 'TS29571_CommonData.yaml#/components/schemas/Snssai'
    required:
      - mappedSnssai
      - hSnssai
  UeRegStatusUpdateReqData:
    description: Data within a UE registration status update request to indicate a completion of
    transferring at a target AMF
    type: object
    properties:
      transferStatus:
        $ref: '#/components/schemas/UeContextTransferStatus'
      toReleaseSessionList:
        type: array
        items:
          $ref: 'TS29571_CommonData.yaml#/components/schemas/PduSessionId'
        minItems: 1
      pcfReselectedInd:
        type: boolean
      smfChangeInfoList:
        type: array
        items:
          $ref: '#/components/schemas/SmfChangeInfo'
        minItems: 1
      analyticsNotUsedList:
        type: array
        items:
          $ref: 'TS29571_CommonData.yaml#/components/schemas/Uri'
        minItems: 1
      toReleaseSessionInfo:
        type: array
        items:
          $ref: '#/components/schemas/ReleaseSessionInfo'
        minItems: 1
    required:
      - transferStatus
  UeRegStatusUpdateRspData:
    description: Data within a UE registration status update response to provide the status of UE
    context transfer status update at a source AMF
    type: object
    properties:
      regStatusTransferComplete:
        type: boolean
    required:
      - regStatusTransferComplete
  AssignEbiError:
    description: Data within a failure response to the EBI assignment request
    type: object
    properties:
      error:
        $ref: 'TS29571_CommonData.yaml#/components/schemas/ProblemDetails'
      failureDetails:
        $ref: '#/components/schemas/AssignEbiFailed'
    required:
      - error
      - failureDetails
  UeContextCreateData:
    description: Data within a request to create an individual ueContext resource
    type: object
    properties:
      ueContext:
        $ref: '#/components/schemas/UeContext'
      targetID:
        $ref: '#/components/schemas/NgRanTargetId'
      sourceToTargetData:

```

```

    $ref: '#/components/schemas/N2InfoContent'
  pduSessionList:
    type: array
    items:
      $ref: '#/components/schemas/N2SmInformation'
    minItems: 1
  n2NotifyUri:
    $ref: 'TS29571_CommonData.yaml#/components/schemas/Uri'
  ueRadioCapability:
    $ref: '#/components/schemas/N2InfoContent'
  ueRadioCapabilityForPaging:
    $ref: '#/components/schemas/N2InfoContent'
  ngapCause:
    $ref: 'TS29571_CommonData.yaml#/components/schemas/NgApCause'
  supportedFeatures:
    $ref: 'TS29571_CommonData.yaml#/components/schemas/SupportedFeatures'
  servingNetwork:
    $ref: 'TS29571_CommonData.yaml#/components/schemas/PlmnIdNid'
  required:
    - ueContext
    - targetId
    - sourceToTargetData
    - pduSessionList
UeContextCreatedData:
  description: Data within a successful response for creating an individual ueContext resource
  type: object
  properties:
    ueContext:
      $ref: '#/components/schemas/UeContext'
    targetToSourceData:
      $ref: '#/components/schemas/N2InfoContent'
    pduSessionList:
      type: array
      items:
        $ref: '#/components/schemas/N2SmInformation'
      minItems: 1
    failedSessionList:
      type: array
      items:
        $ref: '#/components/schemas/N2SmInformation'
      minItems: 1
    supportedFeatures:
      $ref: 'TS29571_CommonData.yaml#/components/schemas/SupportedFeatures'
    pcfReselectedInd:
      type: boolean
    analyticsNotUsedList:
      type: array
      items:
        $ref: 'TS29571_CommonData.yaml#/components/schemas/Uri'
      minItems: 1
  required:
    - ueContext
    - targetToSourceData
    - pduSessionList
UeContextCreateError:
  description: Data within a failure response for creating a UE context
  type: object
  properties:
    error:
      $ref: 'TS29571_CommonData.yaml#/components/schemas/ProblemDetails'
    ngapCause:
      $ref: 'TS29571_CommonData.yaml#/components/schemas/NgApCause'
    targetToSourceFailureData:
      $ref: '#/components/schemas/N2InfoContent'
  required:
    - error
UeContextRelocateData:
  description: Data within a Relocate UE Context request
  type: object
  properties:
    ueContext:
      $ref: '#/components/schemas/UeContext'
    targetId:
      $ref: '#/components/schemas/NgRanTargetId'
    sourceToTargetData:
      $ref: '#/components/schemas/N2InfoContent'
    forwardRelocationRequest:
      $ref: 'TS29571_CommonData.yaml#/components/schemas/RefToBinaryData'

```

```

    pduSessionList:
      type: array
      items:
        $ref: '#/components/schemas/N2SmInformation'
      minItems: 1
    ueRadioCapability:
      $ref: '#/components/schemas/N2InfoContent'
    ngapCause:
      $ref: 'TS29571_CommonData.yaml#/components/schemas/NgapCause'
    supportedFeatures:
      $ref: 'TS29571_CommonData.yaml#/components/schemas/SupportedFeatures'
  required:
  - ueContext
  - targetId
  - sourceToTargetData
  - forwardRelocationRequest
UeContextRelocatedData:
  description: Data within a Relocate UE Context response
  type: object
  properties:
    ueContext:
      $ref: '#/components/schemas/UeContext'
UeContextCancelRelocateData:
  description: Data structure used for cancellation of UE Context Relocation
  type: object
  properties:
    supi:
      $ref: 'TS29571_CommonData.yaml#/components/schemas/Supi'
    relocationCancelRequest:
      $ref: 'TS29571_CommonData.yaml#/components/schemas/RefToBinaryData'
  required:
  - relocationCancelRequest
NgRanTargetId:
  description: Indicates a NG RAN as target of the handover
  type: object
  properties:
    ranNodeId:
      $ref: 'TS29571_CommonData.yaml#/components/schemas/GlobalRanNodeId'
    tai:
      $ref: 'TS29571_CommonData.yaml#/components/schemas/Tai'
  required:
  - ranNodeId
  - tai
PWSResponseData:
  description: Data related PWS included in a N2 Information Transfer response
  type: object
  properties:
    ngapMessageType:
      $ref: 'TS29571_CommonData.yaml#/components/schemas/Uinteger'
    serialNumber:
      $ref: 'TS29571_CommonData.yaml#/components/schemas/Uint16'
    messageIdentifier:
      type: integer
    unknownTailList:
      type: array
      items:
        $ref: 'TS29571_CommonData.yaml#/components/schemas/Tai'
      minItems: 1
  required:
  - ngapMessageType
  - serialNumber
  - messageIdentifier
PWSErrorData:
  description: Data related to PWS error included in a N2 Information Transfer failure response
  type: object
  properties:
    namfCause:
      type: integer
  required:
  - namfCause
N2InformationTransferError:
  description: Data within a failure response for a non-UE related N2 Information Transfer
  type: object
  properties:
    error:
      $ref: 'TS29571_CommonData.yaml#/components/schemas/ProblemDetails'
    pwsErrorInfo:
      $ref: '#/components/schemas/PWSErrorData'

```

```

    required:
      - error
  NgKsi:
    description: Represents the ngKSI
    type: object
    properties:
      tsc:
        $ref: '#/components/schemas/ScType'
      ksi:
        type: integer
        minimum: 0
        maximum: 6
    required:
      - tsc
      - ksi
  KeyAmf:
    description: Represents the  $K_{amf}$  or  $K'_{amf}$ 
    type: object
    properties:
      keyType:
        $ref: '#/components/schemas/KeyAmfType'
      keyVal:
        type: string
    required:
      - keyType
      - keyVal
  ExpectedUeBehavior:
    description: Represents the expected UE behavior (e.g. UE moving trajectory) and its validity
    period
    type: object
    properties:
      expMoveTrajectory:
        type: array
        items:
          $ref: 'TS29571_CommonData.yaml#/components/schemas/UserLocation'
        minItems: 1
      validityTime:
        $ref: 'TS29571_CommonData.yaml#/components/schemas/DateTime'
    required:
      - expMoveTrajectory
      - validityTime
  N2RanInformation:
    description: Represents the RAN related N2 information data part
    type: object
    properties:
      n2InfoContent:
        $ref: '#/components/schemas/N2InfoContent'
    required:
      - n2InfoContent
  N2InfoNotificationRspData:
    description: Data within a N2 information notification response
    type: object
    properties:
      secRatDataUsageList:
        type: array
        items:
          $ref: '#/components/schemas/N2SmInformation'
        minItems: 1
  SmallDataRateStatusInfo:
    description: Represents the small data rate status
    type: object
    properties:
      Snssai:
        $ref: 'TS29571_CommonData.yaml#/components/schemas/Snssai'
      Dnn:
        $ref: 'TS29571_CommonData.yaml#/components/schemas/Dnn'
      SmallDataRateStatus:
        $ref: 'TS29571_CommonData.yaml#/components/schemas/SmallDataRateStatus'
    required:
      - Snssai
      - Dnn
      - SmallDataRateStatus
  SmfChangeInfo:
    description: SMF change information for PDU session(s)
    type: object
    properties:
      pduSessionIdList:
        type: array

```

```

    items:
      $ref: 'TS29571_CommonData.yaml#/components/schemas/PduSessionId'
    minItems: 1
  smfChangeInd:
    $ref: '#/components/schemas/SmfChangeIndication'
  required:
  - pduSessionIdList
  - smfChangeInd

V2xContext:
  description: Represents the V2X services related parameters
  type: object
  properties:
    nrV2xServicesAuth:
      $ref: 'TS29571_CommonData.yaml#/components/schemas/NrV2xAuth'
    lteV2xServicesAuth:
      $ref: 'TS29571_CommonData.yaml#/components/schemas/LteV2xAuth'
    nrUeSidelinkAmbr:
      $ref: 'TS29571_CommonData.yaml#/components/schemas/BitRate'
    lteUeSidelinkAmbr:
      $ref: 'TS29571_CommonData.yaml#/components/schemas/BitRate'
    pc5QoSPara:
      $ref: 'TS29571_CommonData.yaml#/components/schemas/Pc5QoSPara'

V2xInformation:
  description: V2X related N2 information
  type: object
  properties:
    n2Pc5Pol:
      $ref: '#/components/schemas/N2InfoContent'

ProSeInformation:
  description: Represents 5G ProSe related N2 information.
  type: object
  properties:
    n2Pc5ProSePol:
      $ref: '#/components/schemas/N2InfoContent'

ImmediateMdtConf:
  description: Immediate MDT Configuration
  type: object
  properties:
    jobType:
      $ref: 'TS29571_CommonData.yaml#/components/schemas/JobType'
    measurementLteList:
      type: array
      items:
        $ref: 'TS29571_CommonData.yaml#/components/schemas/MeasurementLteForMdt'
      minItems: 1
    measurementNrList:
      type: array
      items:
        $ref: 'TS29571_CommonData.yaml#/components/schemas/MeasurementNrForMdt'
      minItems: 1
    reportingTriggerList:
      type: array
      items:
        $ref: 'TS29571_CommonData.yaml#/components/schemas/ReportingTrigger'
      minItems: 1
    reportInterval:
      $ref: 'TS29571_CommonData.yaml#/components/schemas/ReportIntervalMdt'
    reportIntervalNr:
      $ref: 'TS29571_CommonData.yaml#/components/schemas/ReportIntervalNrMdt'
    reportAmount:
      $ref: 'TS29571_CommonData.yaml#/components/schemas/ReportAmountMdt'
    eventThresholdRsrp:
      type: integer
      minimum: 0
      maximum: 97
    eventThresholdRsrq:
      type: integer
      minimum: 0
      maximum: 34
    eventThresholdRsrpNr:
      type: integer
      minimum: 0
      maximum: 127
    eventThresholdRsrqNr:

```

```

    type: integer
    minimum: 0
    maximum: 127
  collectionPeriodRmmLte:
    $ref: 'TS29571_CommonData.yaml#/components/schemas/CollectionPeriodRmmLteMdt'
  collectionPeriodRmmNr:
    $ref: 'TS29571_CommonData.yaml#/components/schemas/CollectionPeriodRmmNrMdt'
  measurementPeriodLte:
    $ref: 'TS29571_CommonData.yaml#/components/schemas/MeasurementPeriodLteMdt'
  areaScope:
    $ref: 'TS29571_CommonData.yaml#/components/schemas/AreaScope'
  positioningMethod:
    $ref: 'TS29571_CommonData.yaml#/components/schemas/PositioningMethodMdt'
  addPositioningMethodList:
    type: array
    items:
      $ref: 'TS29571_CommonData.yaml#/components/schemas/PositioningMethodMdt'
    minItems: 1
  mdtAllowedPlmnIdList:
    type: array
    items:
      $ref: 'TS29571_CommonData.yaml#/components/schemas/PlmnId'
    minItems: 1
    maxItems: 16
  sensorMeasurementList:
    type: array
    items:
      $ref: 'TS29571_CommonData.yaml#/components/schemas/SensorMeasurement'
    minItems: 1
  required:
  - jobType

EpsNasSecurityMode:
  description: Indicates the EPS NAS Security Mode
  type: object
  properties:
    integrityAlgorithm:
      $ref: '#/components/schemas/EpsNasIntegrityAlgorithm'
    cipheringAlgorithm:
      $ref: '#/components/schemas/EpsNasCipheringAlgorithm'
  required:
  - integrityAlgorithm
  - cipheringAlgorithm

EcRestrictionDataWb:
  description: Enhanced Coverage Restriction Data for WB-N1 mode
  type: object
  properties:
    ecModeARestricted:
      type: boolean
      default: false
    ecModeBRestricted:
      type: boolean
  required:
  - ecModeBRestricted

ExtAmfEventSubscription:
  description: AMF event subscription extended with additional information received for the
  subscription
  allOf:
  - $ref: 'TS29518_Namf_EventExposure.yaml#/components/schemas/AmfEventSubscription'
  - $ref: '#/components/schemas/AmfEventSubscriptionAddInfo'

AmfEventSubscriptionAddInfo:
  description: Additional information received for an AMF event subscription, e.g. binding
  indications
  type: object
  properties:
    bindingInfo:
      type: array
      items:
        type: string
      minItems: 1
      maxItems: 2
    subscribingNfType:
      $ref: 'TS29510_Nnrf_NFManagement.yaml#/components/schemas/NFType'
    eventSyncInd:
      type: boolean

```



```
nfConsumerInfo:
  type: array
  items:
    type: string
  minItems: 1

UeDifferentiationInfo:
  description: Represents the UE Differentiation Information and its validity time
  type: object
  properties:
    periodicComInd:
      $ref: '#/components/schemas/PeriodicCommunicationIndicator'
    periodicTime:
      $ref: 'TS29571_CommonData.yaml#/components/schemas/DurationSec'
    scheduledComTime:
      $ref: 'TS29571_CommonData.yaml#/components/schemas/ScheduledCommunicationTime'
    stationaryInd:
      $ref: 'TS29571_CommonData.yaml#/components/schemas/StationaryIndication'
    trafficProfile:
      $ref: 'TS29571_CommonData.yaml#/components/schemas/TrafficProfile'
    batteryInd:
      $ref: 'TS29571_CommonData.yaml#/components/schemas/BatteryIndication'
    validityTime:
      $ref: 'TS29571_CommonData.yaml#/components/schemas/DateTime'

CeModeBInd:
  description: CE-mode-B Support Indicator.
  type: object
  properties:
    ceModeBSupportInd:
      type: boolean
  required:
    - ceModeBSupportInd

LteMInd:
  description: LTE-M Indication.
  type: object
  properties:
    lteCatMInd:
      type: boolean
  required:
    - lteCatMInd

NpnAccessInfo:
  description: NPN Access Information.
  type: object
  properties:
    cellCagInfo:
      type: array
      items:
        $ref: 'TS29571_CommonData.yaml#/components/schemas/CagId'
      minItems: 1

ProseContext:
  description: Represents the ProSe services related parameters.
  type: object
  properties:
    directDiscovery:
      $ref: 'TS29571_CommonData.yaml#/components/schemas/UeAuth'
    directComm:
      $ref: 'TS29571_CommonData.yaml#/components/schemas/UeAuth'
    l2Relay:
      $ref: 'TS29571_CommonData.yaml#/components/schemas/UeAuth'
    l3Relay:
      $ref: 'TS29571_CommonData.yaml#/components/schemas/UeAuth'
    l2Remote:
      $ref: 'TS29571_CommonData.yaml#/components/schemas/UeAuth'
    nrUePc5Ambr:
      $ref: 'TS29571_CommonData.yaml#/components/schemas/BitRate'
    pc5QoSPara:
      $ref: 'TS29571_CommonData.yaml#/components/schemas/Pc5QoSPara'

AnalyticsSubscription:
  description: Analytics subscriptions created in the NWDAF.
  type: object
  properties:
    nwdafId:
      $ref: 'TS29571_CommonData.yaml#/components/schemas/NfInstanceId'
```

```

    nwdafSetId:
      $ref: 'TS29571_CommonData.yaml#/components/schemas/NfSetId'
    nwdafSubscriptionList:
      type: array
      items:
        $ref: '#/components/schemas/NwdafSubscription'
      minItems: 1
    required:
      - nwdafSubscriptionList

NwdafSubscription:
  description: Individual NWDAF subscription identified by the subscription Id.
  type: object
  properties:
    nwdafEvtSubsServiceUri:
      $ref: 'TS29571_CommonData.yaml#/components/schemas/Uri'
    nwdafEventsSubscription:
      $ref:
'TS29520_Nnwdaf_EventsSubscription.yaml#/components/schemas/NnwdafEventsSubscription'
    required:
      - nwdafEvtSubsServiceUri
      - nwdafEventsSubscription

UpdpSubscriptionData:
  description: UE policy delivery related N1 message notification subscription data.
  type: object
  properties:
    updpNotifySubscriptionId:
      type: string
    updpNotifyCallbackUri:
      $ref: 'TS29571_CommonData.yaml#/components/schemas/Uri'
    supportedFeatures:
      $ref: 'TS29571_CommonData.yaml#/components/schemas/SupportedFeatures'
    updpCallbackBinding:
      type: string
    required:
      - updpNotifySubscriptionId
      - updpNotifyCallbackUri

ReleaseSessionInfo:
  description: PDU session Id(s) and the cause for triggering the release.
  type: object
  properties:
    releaseSessionList:
      type: array
      items:
        $ref: 'TS29571_CommonData.yaml#/components/schemas/PduSessionId'
      minItems: 1
    releaseCause:
      $ref: '#/components/schemas/ReleaseCause'
    required:
      - releaseSessionList
      - releaseCause

#
# SIMPLE DATA TYPES
#

EpsBearerId:
  description: EPS Bearer Identifier
  type: integer
  minimum: 0
  maximum: 15

Ppi:
  description: Paging Policy Indicator
  type: integer
  minimum: 0
  maximum: 7

NasCount:
  $ref: 'TS29571_CommonData.yaml#/components/schemas/UInteger'

5GmmCapability:
  $ref: 'TS29571_CommonData.yaml#/components/schemas/Bytes'

UeSecurityCapability:
  $ref: 'TS29571_CommonData.yaml#/components/schemas/Bytes'

S1UeNetworkCapability:
  $ref: 'TS29571_CommonData.yaml#/components/schemas/Bytes'

DrxParameter:
  $ref: 'TS29571_CommonData.yaml#/components/schemas/Bytes'

OmcIdentifier:
  description: Represents the OMC Identifier

```

```

    type: string
  MSClassmark2:
    $ref: 'TS29571_CommonData.yaml#/components/schemas/Bytes'
  SupportedCodec:
    $ref: 'TS29571_CommonData.yaml#/components/schemas/Bytes'

#
# ENUMERATIONS
#
StatusChange:
  description: Enumeration for AMF status
  anyOf:
  - type: string
    enum:
      - AMF_UNAVAILABLE
      - AMF_AVAILABLE
  - type: string
N2InformationClass:
  description: Enumeration for N2 Information Class
  anyOf:
  - type: string
    enum:
      - SM
      - NRPPa
      - PWS
      - PWS-BCAL
      - PWS-RF
      - RAN
      - V2X
      - PROSE
  - type: string
N1MessageClass:
  description: Enumeration for N1 Message Class
  anyOf:
  - type: string
    enum:
      - 5GMM
      - SM
      - LPP
      - SMS
      - UPDP
      - LCS
  - type: string
N1N2MessageTransferCause:
  description: Enumeration for N1N2Message Transfer Cause
  anyOf:
  - type: string
    enum:
      - ATTEMPTING_TO_REACH_UE
      - N1_N2_TRANSFER_INITIATED
      - WAITING_FOR_ASYNCHRONOUS_TRANSFER
      - UE_NOT_RESPONDING
      - N1_MSG_NOT_TRANSFERRED
      - N2_MSG_NOT_TRANSFERRED
      - UE_NOT_REACHABLE_FOR_SESSION
      - TEMPORARY_REJECT_REGISTRATION_ONGOING
      - TEMPORARY_REJECT_HANDOVER_ONGOING
      - REJECTION_DUE_TO_PAGING_RESTRICTION
      - AN_NOT_RESPONDING
      - FAILURE_CAUSE_UNSPECIFIED
  - type: string
UeContextTransferStatus:
  description: Describes the status of an individual ueContext resource in UE Context Transfer
  procedures
  anyOf:
  - type: string
    enum:
      - TRANSFERRED
      - NOT_TRANSFERRED
  - type: string
N2InformationTransferResult:
  description: Describes the result of N2 information transfer by AMF to the AN
  anyOf:
  - type: string
    enum:
      - N2_INFO_TRANSFER_INITIATED
  - type: string
CipheringAlgorithm:

```

description: Indicates the supported Ciphering Algorithm  
anyOf:  
- type: string  
  enum:  
    - NEA0  
    - NEA1  
    - NEA2  
    - NEA3  
- type: string

IntegrityAlgorithm:  
description: Indicates the supported Integrity Algorithm  
anyOf:  
- type: string  
  enum:  
    - NIA0  
    - NIA1  
    - NIA2  
    - NIA3  
- type: string

SmsSupport:  
description: Indicates the supported SMS delivery of a UE  
anyOf:  
- type: string  
  enum:  
    - 3GPP  
    - NON\_3GPP  
    - BOTH  
    - NONE  
- type: string

ScType:  
description: Indicates the security context type  
anyOf:  
- type: string  
  enum:  
    - NATIVE  
    - MAPPED  
- type: string

KeyAmfType:  
description: Indicates the  $K_{amf}$  type  
anyOf:  
- type: string  
  enum:  
    - KAMF  
    - KPRIMEAMF  
- type: string

TransferReason:  
description: Indicates UE Context Transfer Reason  
anyOf:  
- type: string  
  enum:  
    - INIT\_REG  
    - MOBI\_REG  
    - MOBI\_REG\_UE\_VALIDATED  
- type: string

PolicyReqTrigger:  
description: Policy Request Triggers  
anyOf:  
- type: string  
  enum:  
    - LOCATION\_CHANGE  
    - PRA\_CHANGE  
    - ALLOWED\_NSSAI\_CHANGE  
    - NWDAF\_DATA\_CHANGE  
    - PLMN\_CHANGE  
    - CON\_STATE\_CHANGE  
    - SMF\_SELECT\_CHANGE  
    - ACCESS\_TYPE\_CHANGE  
- type: string

RatSelector:  
description: Indicates the RAT type for the transfer of N2 information  
anyOf:  
- type: string  
  enum:  
    - E-UTRA  
    - NR  
- type: string

NgapIeType:  
description: Indicates the supported NGAP IE types

```

anyOf:
- type: string
  enum:
    - PDU_RES_SETUP_REQ
    - PDU_RES_REL_CMD
    - PDU_RES_MOD_REQ
    - HANDOVER_CMD
    - HANDOVER_REQUIRED
    - HANDOVER_PREP_FAIL
    - SRC_TO_TAR_CONTAINER
    - TAR_TO_SRC_CONTAINER
    - TAR_TO_SRC_FAIL_CONTAINER
    - RAN_STATUS_TRANS_CONTAINER
    - SON_CONFIG_TRANSFER
    - NRPPA_PDU
    - UE_RADIO_CAPABILITY
    - RIM_INFO_TRANSFER
    - SECONDARY_RAT_USAGE
    - PC5_QOS_PARA
    - EARLY_STATUS_TRANS_CONTAINER
    - UE_RADIO_CAPABILITY_FOR_PAGING
- type: string
N2InfoNotifyReason:
description: N2 Information Notify Reason
anyOf:
- type: string
  enum:
    - HANDOVER_COMPLETED
- type: string
SmfChangeIndication:
description: Indicates the I-SMF or V-SMF change or removal
anyOf:
- type: string
  enum:
    - CHANGED
    - REMOVED
- type: string
SbiBindingLevel:
description: SBI Binding Level
anyOf:
- type: string
  enum:
    - NF_INSTANCE_BINDING
    - NF_SET_BINDING
    - NF_SERVICE_SET_BINDING
    - NF_SERVICE_INSTANCE_BINDING
- type: string
EpsNasCipheringAlgorithm:
description: Indicates the supported EPS NAS Ciphering Algorithm
anyOf:
- type: string
  enum:
    - EEA0
    - EEA1
    - EEA2
    - EEA3
- type: string
EpsNasIntegrityAlgorithm:
description: Indicates the supported EPS NAS Integrity Algorithm
anyOf:
- type: string
  enum:
    - EIA0
    - EIA1
    - EIA2
    - EIA3
- type: string
PeriodicCommunicationIndicator:
description: Indicates the Periodic Communication Indicator
anyOf:
- type: string
  enum:
    - PERIODICALLY
    - ON_DEMAND
- type: string

```

```
UuaaMmStatus:
  description: Indicates the UUA-MM status
  anyOf:
  - type: string
    enum:
    - SUCCESS
    - PENDING
    - FAILED
  - type: string

ReleaseCause:
  description: The cause for triggering the release.
  anyOf:
  - type: string
    enum:
    - SNPN_SNP_MOBILITY
    - NO_HR_AGREEMENT
    - UNSPECIFIED
  - type: string
```

---

## A.3 Namf\_EventExposure API

openapi: 3.0.0

```
info:
  version: 1.2.0
  title: Namf_EventExposure
  description: |
    AMF Event Exposure Service.
    © 2022, 3GPP Organizational Partners (ARIB, ATIS, CCSA, ETSI, TSDSI, TTA, TTC).
    All rights reserved.
```

```
security:
  - {}
  - oAuth2ClientCredentials:
    - namf-evts
```

```
externalDocs:
  description: 3GPP TS 29.518 V17.6.0; 5G System; Access and Mobility Management Services
  url: 'https://www.3gpp.org/ftp/Specs/archive/29_series/29.518/'
```

```
servers:
  - url: '{apiRoot}/namf-evts/v1'
    variables:
      apiRoot:
        default: https://example.com
        description: apiRoot as defined in clause 4.4 of 3GPP TS 29.501
```

```
paths:
  /subscriptions:
    post:
      summary: Namf_EventExposure Subscribe service Operation
      tags:
      - Subscriptions collection (Collection)
      operationId: CreateSubscription
      requestBody:
        content:
          application/json:
            schema:
              $ref: '#/components/schemas/AmfCreateEventSubscription'
            required: true
      responses:
        '201':
          description: Subscription Created
          headers:
            Location:
              description: 'Contains the URI of the newly created resource, according to the
structure: {apiRoot}/namf-evts/<apiVersion>/subscriptions/{subscriptionId}'
              required: true
              schema:
                type: string
          content:
            application/json:
              schema:
```

```

    $ref: '#/components/schemas/AmfCreatedEventSubscription'
  '307':
    $ref: 'TS29571_CommonData.yaml#/components/responses/307'
  '308':
    $ref: 'TS29571_CommonData.yaml#/components/responses/308'
  '400':
    $ref: 'TS29571_CommonData.yaml#/components/responses/400'
  '403':
    $ref: 'TS29571_CommonData.yaml#/components/responses/403'
  '411':
    $ref: 'TS29571_CommonData.yaml#/components/responses/411'
  '413':
    $ref: 'TS29571_CommonData.yaml#/components/responses/413'
  '415':
    $ref: 'TS29571_CommonData.yaml#/components/responses/415'
  '429':
    $ref: 'TS29571_CommonData.yaml#/components/responses/429'
  '500':
    $ref: 'TS29571_CommonData.yaml#/components/responses/500'
  '503':
    $ref: 'TS29571_CommonData.yaml#/components/responses/503'
  default:
    description: Unexpected error
  callbacks:
    onEventReport:
      '{$request.body#/subscription/eventNotifyUri}':
        post:
          summary: Event Notificaiton Delivery
          requestBody:
            content:
              application/json:
                schema:
                  $ref: '#/components/schemas/AmfEventNotification'
            required: true
          responses:
            '204':
              description: Successful acknowledgement
            '307':
              $ref: 'TS29571_CommonData.yaml#/components/responses/307'
            '308':
              $ref: 'TS29571_CommonData.yaml#/components/responses/308'
            '400':
              $ref: 'TS29571_CommonData.yaml#/components/responses/400'
            '401':
              $ref: 'TS29571_CommonData.yaml#/components/responses/401'
            '403':
              $ref: 'TS29571_CommonData.yaml#/components/responses/403'
            '404':
              $ref: 'TS29571_CommonData.yaml#/components/responses/404'
            '411':
              $ref: 'TS29571_CommonData.yaml#/components/responses/411'
            '413':
              $ref: 'TS29571_CommonData.yaml#/components/responses/413'
            '415':
              $ref: 'TS29571_CommonData.yaml#/components/responses/415'
            '429':
              $ref: 'TS29571_CommonData.yaml#/components/responses/429'
            '500':
              $ref: 'TS29571_CommonData.yaml#/components/responses/500'
            '503':
              $ref: 'TS29571_CommonData.yaml#/components/responses/503'
            default:
              description: Unexpected error
    onSubscriptionIdChangeEvtReport:
      '{$request.body#/subscription/subsChangeNotifyUri}':
        post:
          summary: Event Notificaiton Delivery For Subscription Id Change
          requestBody:
            content:
              application/json:
                schema:
                  $ref: '#/components/schemas/AmfEventNotification'
            required: true
          responses:
            '204':
              description: Successful acknowledgement
            '307':
              $ref: 'TS29571_CommonData.yaml#/components/responses/307'

```

```

    '308':
      $ref: 'TS29571_CommonData.yaml#/components/responses/308'
    '400':
      $ref: 'TS29571_CommonData.yaml#/components/responses/400'
    '411':
      $ref: 'TS29571_CommonData.yaml#/components/responses/411'
    '413':
      $ref: 'TS29571_CommonData.yaml#/components/responses/413'
    '415':
      $ref: 'TS29571_CommonData.yaml#/components/responses/415'
    '429':
      $ref: 'TS29571_CommonData.yaml#/components/responses/429'
    '500':
      $ref: 'TS29571_CommonData.yaml#/components/responses/500'
    '503':
      $ref: 'TS29571_CommonData.yaml#/components/responses/503'
  default:
    description: Unexpected error
/subscriptions/{subscriptionId}:
  patch:
    summary: Namf_EventExposure Subscribe Modify service Operation
    tags:
      - Individual subscription (Document)
    operationId: ModifySubscription
    parameters:
      - name: subscriptionId
        in: path
        required: true
        description: Unique ID of the subscription to be modified
        schema:
          type: string
    requestBody:
      content:
        application/json-patch+json:
          schema:
            oneOf:
              - type: array
                items:
                  $ref: '#/components/schemas/AmfUpdateEventSubscriptionItem'
                minItems: 1
              - type: array
                items:
                  $ref: '#/components/schemas/AmfUpdateEventOptionItem'
                minItems: 1
                maxItems: 1
            required: true
    responses:
      '200':
        description: Subscription modified successfully
        content:
          application/json:
            schema:
              $ref: '#/components/schemas/AmfUpdatedEventSubscription'
      '307':
        $ref: 'TS29571_CommonData.yaml#/components/responses/307'
      '308':
        $ref: 'TS29571_CommonData.yaml#/components/responses/308'
      '400':
        $ref: 'TS29571_CommonData.yaml#/components/responses/400'
      '403':
        $ref: 'TS29571_CommonData.yaml#/components/responses/403'
      '404':
        $ref: 'TS29571_CommonData.yaml#/components/responses/404'
      '411':
        $ref: 'TS29571_CommonData.yaml#/components/responses/411'
      '413':
        $ref: 'TS29571_CommonData.yaml#/components/responses/413'
      '415':
        $ref: 'TS29571_CommonData.yaml#/components/responses/415'
      '429':
        $ref: 'TS29571_CommonData.yaml#/components/responses/429'
      '500':
        $ref: 'TS29571_CommonData.yaml#/components/responses/500'
      '503':
        $ref: 'TS29571_CommonData.yaml#/components/responses/503'
  default:
    description: Unexpected error
  delete:

```



```

summary: Namf_EventExposure Unsubscribe service Operation
tags:
  - Individual subscription (Document)
operationId: DeleteSubscription
parameters:
  - name: subscriptionId
    in: path
    required: true
    description: Unique ID of the subscription to be deleted
    schema:
      type: string
responses:
  '204':
    description: Subscription deleted successfully
  '307':
    $ref: 'TS29571_CommonData.yaml#/components/responses/307'
  '308':
    $ref: 'TS29571_CommonData.yaml#/components/responses/308'
  '400':
    $ref: 'TS29571_CommonData.yaml#/components/responses/400'
  '404':
    $ref: 'TS29571_CommonData.yaml#/components/responses/404'
  '411':
    $ref: 'TS29571_CommonData.yaml#/components/responses/411'
  '413':
    $ref: 'TS29571_CommonData.yaml#/components/responses/413'
  '415':
    $ref: 'TS29571_CommonData.yaml#/components/responses/415'
  '429':
    $ref: 'TS29571_CommonData.yaml#/components/responses/429'
  '500':
    $ref: 'TS29571_CommonData.yaml#/components/responses/500'
  '503':
    $ref: 'TS29571_CommonData.yaml#/components/responses/503'
  default:
    description: Unexpected error
components:
  securitySchemes:
    oAuth2ClientCredentials:
      type: oauth2
      flows:
        clientCredentials:
          tokenUrl: '{nrfApiRoot}/oauth2/token'
          scopes:
            namf-evts: Access to the Namf_EventExposure API
schemas:
  AmfEventSubscription:
    description: Represents an individual event subscription resource on AMF
    type: object
    properties:
      eventList:
        type: array
        items:
          $ref: '#/components/schemas/AmfEvent'
        minItems: 1
      eventNotifyUri:
        $ref: 'TS29571_CommonData.yaml#/components/schemas/Uri'
      notifyCorrelationId:
        type: string
      nfId:
        $ref: 'TS29571_CommonData.yaml#/components/schemas/NfInstanceId'
      subsChangeNotifyUri:
        $ref: 'TS29571_CommonData.yaml#/components/schemas/Uri'
      subsChangeNotifyCorrelationId:
        type: string
      supi:
        $ref: 'TS29571_CommonData.yaml#/components/schemas/Supi'
      groupId:
        $ref: 'TS29571_CommonData.yaml#/components/schemas/GroupId'
      excludeSupiList:
        type: array
        items:
          $ref: 'TS29571_CommonData.yaml#/components/schemas/Supi'
        minItems: 1
      excludeGpsiList:
        type: array
        items:
          $ref: 'TS29571_CommonData.yaml#/components/schemas/Gpsi'

```

```

    minItems: 1
  includeSupiList:
    type: array
    items:
      $ref: 'TS29571_CommonData.yaml#/components/schemas/Supi'
    minItems: 1
  includeGpsiList:
    type: array
    items:
      $ref: 'TS29571_CommonData.yaml#/components/schemas/Gpsi'
    minItems: 1
  gpsi:
    $ref: 'TS29571_CommonData.yaml#/components/schemas/Gpsi'
  pei:
    $ref: 'TS29571_CommonData.yaml#/components/schemas/Pei'
  anyUE:
    type: boolean
  options:
    $ref: '#/components/schemas/AmfEventMode'
  sourceNfType:
    $ref: 'TS29510_Nnrf_NFManagement.yaml#/components/schemas/NFType'
  required:
    - eventList
    - eventNotifyUri
    - notifyCorrelationId
    - nfId
AmfEvent:
  description: Describes an event to be subscribed
  type: object
  properties:
    type:
      $ref: '#/components/schemas/AmfEventType'
    immediateFlag:
      type: boolean
      default: false
    areaList:
      type: array
      items:
        $ref: '#/components/schemas/AmfEventArea'
      minItems: 1
    locationFilterList:
      type: array
      items:
        $ref: '#/components/schemas/LocationFilter'
      minItems: 1
    refId:
      $ref: 'TS29503_Nudm_EE.yaml#/components/schemas/ReferenceId'
    trafficDescriptorList:
      type: array
      items:
        $ref: '#/components/schemas/TrafficDescriptor'
      minItems: 1
    reportUeReachable:
      type: boolean
      default: false
    reachabilityFilter:
      $ref: '#/components/schemas/ReachabilityFilter'
    udmDetectInd:
      type: boolean
      default: false
    maxReports:
      type: integer
    presenceInfoList:
      type: object
      additionalProperties:
        $ref: 'TS29571_CommonData.yaml#/components/schemas/PresenceInfo'
      minProperties: 1
      description: A map(list of key-value pairs) where praId serves as key.
    maxResponseTime:
      $ref: 'TS29571_CommonData.yaml#/components/schemas/DurationSec'
    targetArea:
      $ref: '#/components/schemas/TargetArea'
    snssaiFilter:
      type: array
      items:
        $ref: 'TS29571_CommonData.yaml#/components/schemas/ExtSnssai'
      minItems: 1
    ueInAreaFilter:

```

```

    $ref: '#/components/schemas/UeInAreaFilter'
  minInterval:
    $ref: 'TS29571_CommonData.yaml#/components/schemas/DurationSec'
  nextReport:
    $ref: 'TS29571_CommonData.yaml#/components/schemas/DateTime'
  idleStatusInd:
    type: boolean
    default: false
  dispersionArea:
    $ref: '#/components/schemas/DispersionArea'
  required:
    - type
AmfEventNotification:
  description: Data within a AMF Event Notification request
  type: object
  properties:
    notifyCorrelationId:
      type: string
    subsChangeNotifyCorrelationId:
      type: string
    reportList:
      type: array
      items:
        $ref: '#/components/schemas/AmfEventReport'
      minItems: 1
    eventSubsSyncInfo:
      $ref: '#/components/schemas/AmfEventSubsSyncInfo'
AmfEventReport:
  description: Represents a report triggered by a subscribed event type
  type: object
  properties:
    type:
      $ref: '#/components/schemas/AmfEventType'
    state:
      $ref: '#/components/schemas/AmfEventState'
    timeStamp:
      $ref: 'TS29571_CommonData.yaml#/components/schemas/DateTime'
    subscriptionId:
      $ref: 'TS29571_CommonData.yaml#/components/schemas/Uri'
    anyUe:
      type: boolean
    supi:
      $ref: 'TS29571_CommonData.yaml#/components/schemas/Supi'
    areaList:
      type: array
      items:
        $ref: '#/components/schemas/AmfEventArea'
      minItems: 1
    refId:
      $ref: 'TS29503_Nudm_EE.yaml#/components/schemas/ReferenceId'
    gpsi:
      $ref: 'TS29571_CommonData.yaml#/components/schemas/Gpsi'
    pei:
      $ref: 'TS29571_CommonData.yaml#/components/schemas/Pei'
    location:
      $ref: 'TS29571_CommonData.yaml#/components/schemas/UserLocation'
    additionalLocation:
      $ref: 'TS29571_CommonData.yaml#/components/schemas/UserLocation'
    timezone:
      $ref: 'TS29571_CommonData.yaml#/components/schemas/TimeZone'
    accessTypeList:
      type: array
      items:
        $ref: 'TS29571_CommonData.yaml#/components/schemas/AccessType'
      minItems: 1
    rmInfoList:
      type: array
      items:
        $ref: '#/components/schemas/RmInfo'
      minItems: 1
    cmInfoList:
      type: array
      items:
        $ref: '#/components/schemas/CmInfo'
      minItems: 1
    reachability:
      $ref: '#/components/schemas/UeReachability'
    commFailure:

```

```

    $ref: '#/components/schemas/CommunicationFailure'
  lossOfConnectReason:
    $ref: '#/components/schemas/LossOfConnectivityReason'
  numberOfUes:
    type: integer
  5gsUserStateList:
    type: array
    items:
      $ref: '#/components/schemas/5GsUserStateInfo'
    minItems: 1
  typeCode:
    type: string
    pattern: '^imeitac-[0-9]{8}$'
  registrationNumber:
    type: integer
  maxAvailabilityTime:
    $ref: 'TS29571_CommonData.yaml#/components/schemas/DateTime'
  ueIdExt:
    type: array
    items:
      $ref: '#/components/schemas/UEIdExt'
    minItems: 1
  snssaiTailList:
    type: array
    items:
      $ref: '#/components/schemas/SnssaiTaiMapping'
    minItems: 1
  idleStatusIndication:
    $ref: '#/components/schemas/IdleStatusIndication'
  ueAccessBehaviorTrends:
    type: array
    items:
      $ref: '#/components/schemas/UeAccessBehaviorReportItem'
    minItems: 1
  ueLocationTrends:
    type: array
    items:
      $ref: '#/components/schemas/UeLocationTrendsReportItem'
    minItems: 1
  mmTransLocationReportList:
    type: array
    items:
      $ref: '#/components/schemas/MmTransactionLocationReportItem'
    minItems: 1
  mmTransSliceReportList:
    type: array
    items:
      $ref: '#/components/schemas/MmTransactionSliceReportItem'
    minItems: 1
  required:
    - type
    - state
    - timeStamp
AmfEventMode:
  description: Describes how the reports shall be generated by a subscribed event
  type: object
  properties:
    trigger:
      $ref: '#/components/schemas/AmfEventTrigger'
    maxReports:
      type: integer
    expiry:
      $ref: 'TS29571_CommonData.yaml#/components/schemas/DateTime'
    repPeriod:
      $ref: 'TS29571_CommonData.yaml#/components/schemas/DurationSec'
    sampRatio:
      $ref: 'TS29571_CommonData.yaml#/components/schemas/SamplingRatio'
    partitioningCriteria:
      type: array
      items:
        $ref: 'TS29571_CommonData.yaml#/components/schemas/PartitioningCriteria'
      minItems: 1
    notifFlag:
      $ref: 'TS29571_CommonData.yaml#/components/schemas/NotificationFlag'
  required:
    - trigger
AmfEventState:
  description: Represents the state of a subscribed event

```

```

    type: object
  properties:
    active:
      type: boolean
    remainReports:
      type: integer
    remainDuration:
      $ref: 'TS29571_CommonData.yaml#/components/schemas/DurationSec'
  required:
  - active
RmInfo:
  description: Represents the registration state of a UE for an access type
  type: object
  properties:
    rmState:
      $ref: '#/components/schemas/RmState'
    accessType:
      $ref: 'TS29571_CommonData.yaml#/components/schemas/AccessType'
  required:
  - rmState
  - accessType
CmInfo:
  description: Represents the connection management state of a UE for an access type
  type: object
  properties:
    cmState:
      $ref: '#/components/schemas/CmState'
    accessType:
      $ref: 'TS29571_CommonData.yaml#/components/schemas/AccessType'
  required:
  - cmState
  - accessType
CommunicationFailure:
  description: Describes a communication failure detected by AMF
  type: object
  properties:
    nasReleaseCode:
      type: string
    ranReleaseCode:
      $ref: 'TS29571_CommonData.yaml#/components/schemas/NgApCause'
AmfCreateEventSubscription:
  description: Data within a create AMF event subscription request
  type: object
  properties:
    subscription:
      $ref: '#/components/schemas/AmfEventSubscription'
    supportedFeatures:
      $ref: 'TS29571_CommonData.yaml#/components/schemas/SupportedFeatures'
    oldGuami:
      $ref: 'TS29571_CommonData.yaml#/components/schemas/Guami'
  required:
  - subscription
AmfCreatedEventSubscription:
  description: Data within a create AMF event subscription response
  type: object
  properties:
    subscription:
      $ref: '#/components/schemas/AmfEventSubscription'
    subscriptionId:
      $ref: 'TS29571_CommonData.yaml#/components/schemas/Uri'
    reportList:
      type: array
      items:
        $ref: '#/components/schemas/AmfEventReport'
      minItems: 1
    supportedFeatures:
      $ref: 'TS29571_CommonData.yaml#/components/schemas/SupportedFeatures'
  required:
  - subscription
  - subscriptionId
AmfUpdateEventSubscriptionItem:
  description: Document describing the modification(s) to an AMF Event Subscription
  type: object
  properties:
    op:
      type: string
      enum:
      - add

```

```

    - remove
    - replace
  path:
    type: string
    pattern: '^\/eventList\/-|(\\/eventList\/0|\/eventList\/[1-9][0-9]*){1}(\\/presenceInfoList\/0|\/presenceInfoList\/[1-9][0-9]*)?|\/excludeSupiList|\/excludeGpsiList$'
  value:
    $ref: '#/components/schemas/AmfEvent'
  presenceInfo:
    $ref: 'TS29571_CommonData.yaml#/components/schemas/PresenceInfo'
  excludeSupiList:
    type: array
    items:
      $ref: 'TS29571_CommonData.yaml#/components/schemas/Supi'
    minItems: 1
  excludeGpsiList:
    type: array
    items:
      $ref: 'TS29571_CommonData.yaml#/components/schemas/Gpsi'
    minItems: 1
  includeSupiList:
    type: array
    items:
      $ref: 'TS29571_CommonData.yaml#/components/schemas/Supi'
    minItems: 1
  includeGpsiList:
    type: array
    items:
      $ref: 'TS29571_CommonData.yaml#/components/schemas/Gpsi'
    minItems: 1
  required:
    - op
    - path
AmfUpdateEventOptionItem:
  description: Document describing the modifications to AMF event subscription options
  type: object
  properties:
    op:
      type: string
      enum:
        - replace
    path:
      type: string
      pattern: '\\/options\/expiry$'
    value:
      $ref: 'TS29571_CommonData.yaml#/components/schemas/DateTime'
    notifFlag:
      $ref: 'TS29571_CommonData.yaml#/components/schemas/NotificationFlag'
  required:
    - op
    - path
    - value
AmfUpdatedEventSubscription:
  description: Represents a successful update on an AMF Event Subscription
  type: object
  properties:
    subscription:
      $ref: '#/components/schemas/AmfEventSubscription'
    reportList:
      type: array
      items:
        $ref: '#/components/schemas/AmfEventReport'
      minItems: 1
  required:
    - subscription
AmfEventArea:
  description: Represents an area to be monitored by an AMF event
  type: object
  properties:
    presenceInfo:
      $ref: 'TS29571_CommonData.yaml#/components/schemas/PresenceInfo'
    ladnInfo:
      $ref: '#/components/schemas/LadnInfo'
    sNssai:
      $ref: 'TS29571_CommonData.yaml#/components/schemas/Snssai'
    nsiId:
      $ref: 'TS29531_Nnssf_NSSElection.yaml#/components/schemas/NsiId'

```

```

LadnInfo:
  description: LADN Information
  type: object
  properties:
    ladn:
      type: string
    presence:
      $ref: 'TS29571_CommonData.yaml#/components/schemas/PresenceState'
  required:
    - ladn
5GsUserStateInfo:
  description: Represents the 5GS User state of the UE for an access type
  type: object
  properties:
    5gsUserState:
      $ref: '#/components/schemas/5GsUserState'
    accessType:
      $ref: 'TS29571_CommonData.yaml#/components/schemas/AccessType'
  required:
    - 5gsUserState
    - accessType
TrafficDescriptor:
  description: Represents the Traffic Descriptor
  type: object
  properties:
    dnn:
      $ref: 'TS29571_CommonData.yaml#/components/schemas/Dnn'
    sNssai:
      $ref: 'TS29571_CommonData.yaml#/components/schemas/Snssai'
    dddTrafficDescriptorList:
      type: array
      items:
        $ref: 'TS29571_CommonData.yaml#/components/schemas/DddTrafficDescriptor'
      minItems: 1
UEIdExt:
  description: UE Identity
  type: object
  properties:
    supi:
      $ref: 'TS29571_CommonData.yaml#/components/schemas/Supi'
    gpsi:
      $ref: 'TS29571_CommonData.yaml#/components/schemas/Gpsi'
AmfEventSubsSyncInfo:
  description: AMF Event Subscriptions Information for synchronization
  type: object
  properties:
    subscriptionList:
      type: array
      items:
        $ref: '#/components/schemas/AmfEventSubscriptionInfo'
      minItems: 1
  required:
    - subscriptionList
AmfEventSubscriptionInfo:
  description: Individual AMF Event Subscription Information
  type: object
  properties:
    subId:
      $ref: 'TS29571_CommonData.yaml#/components/schemas/Uri'
    notifyCorrelationId:
      type: string
    refIdList:
      type: array
      items:
        $ref: 'TS29503_Nudm_EE.yaml#/components/schemas/ReferenceId'
      minItems: 1
    oldSubId:
      $ref: 'TS29571_CommonData.yaml#/components/schemas/Uri'
  required:
    - subId
    - refIdList
TargetArea:
  description: TA list or TAI range list or any TA
  type: object
  properties:

```

```
taList:
  type: array
  items:
    $ref: 'TS29571_CommonData.yaml#/components/schemas/Tai'
  minItems: 1
taiRangeList:
  type: array
  items:
    $ref: 'TS29510_Nnrf_NFManagement.yaml#/components/schemas/TaiRange'
  minItems: 1
anyTa:
  type: boolean
  default: false

SnssaiTaiMapping:
  description: List of restricted or unrestricted S-NSSAIs per TAI(s)
  type: object
  properties:
    reportingArea:
      $ref: '#/components/schemas/TargetArea'
    accessTypeList:
      type: array
      items:
        $ref: 'TS29571_CommonData.yaml#/components/schemas/AccessType'
      minItems: 1
    supportedSnssaiList:
      type: array
      items:
        $ref: '#/components/schemas/SupportedSnssai'
      minItems: 1
  required:
    - reportingArea

UeAccessBehaviorReportItem:
  description: Report Item for UE Access Behavior Trends event.
  type: object
  properties:
    stateTransitionType:
      $ref: '#/components/schemas/AccessStateTransitionType'
    spacing:
      $ref: 'TS29571_CommonData.yaml#/components/schemas/DurationSec'
    duration:
      $ref: 'TS29571_CommonData.yaml#/components/schemas/DurationSec'
  required:
    - stateTransitionType
    - spacing
    - duration

IdleStatusIndication:
  description: Represents the idle status indication.
  type: object
  properties:
    timeStamp:
      $ref: 'TS29571_CommonData.yaml#/components/schemas/DateTime'
    activeTime:
      $ref: 'TS29571_CommonData.yaml#/components/schemas/DurationSec'
    subsRegTimer:
      $ref: 'TS29571_CommonData.yaml#/components/schemas/DurationSec'
    edrxCycleLength:
      type: integer
    suggestedNumOfDlPackets:
      type: integer

UeInAreaFilter:
  description: Additional filters for UE in Area Report event
  type: object
  properties:
    ueType:
      $ref: '#/components/schemas/UeType'
    aerialSrvDnnInd:
      type: boolean
      default: false

SupportedSnssai:
  description: Supported S-NSSAIs
  type: object
  properties:
    sNssai:
```



```
    $ref: 'TS29571_CommonData.yaml#/components/schemas/ExtSnssai'
  restrictionInd:
    type: boolean
    default: false
  required:
    - sNssai

UeLocationTrendsReportItem:
  description: Report Item for UE Location Trends event.
  type: object
  properties:
    tai:
      $ref: 'TS29571_CommonData.yaml#/components/schemas/Tai'
    ncgi:
      $ref: 'TS29571_CommonData.yaml#/components/schemas/Ncgi'
    ecgi:
      $ref: 'TS29571_CommonData.yaml#/components/schemas/Ecgi'
    n3gaLocation:
      $ref: 'TS29571_CommonData.yaml#/components/schemas/N3gaLocation'
    spacing:
      $ref: 'TS29571_CommonData.yaml#/components/schemas/DurationSec'
    duration:
      $ref: 'TS29571_CommonData.yaml#/components/schemas/DurationSec'
    timestamp:
      $ref: 'TS29571_CommonData.yaml#/components/schemas/DateTime'
  required:
    - spacing
    - duration
    - timestamp

DispersionArea:
  description: Dispersion Area
  type: object
  properties:
    taiList:
      type: array
      items:
        $ref: 'TS29571_CommonData.yaml#/components/schemas/Tai'
      minItems: 1
    ncgiList:
      type: array
      items:
        $ref: 'TS29571_CommonData.yaml#/components/schemas/Ncgi'
      minItems: 1
    ecgiList:
      type: array
      items:
        $ref: 'TS29571_CommonData.yaml#/components/schemas/Ecgi'
      minItems: 1
    n3gaInd:
      type: boolean
      default: false

MmTransactionLocationReportItem:
  description: UE MM Transaction Report Item per Location
  type: object
  properties:
    tai:
      $ref: 'TS29571_CommonData.yaml#/components/schemas/Tai'
    ncgi:
      $ref: 'TS29571_CommonData.yaml#/components/schemas/Ncgi'
    ecgi:
      $ref: 'TS29571_CommonData.yaml#/components/schemas/Ecgi'
    n3gaLocation:
      $ref: 'TS29571_CommonData.yaml#/components/schemas/N3gaLocation'
    timestamp:
      $ref: 'TS29571_CommonData.yaml#/components/schemas/DateTime'
    transactions:
      type: integer
  required:
    - timestamp
    - transactions

MmTransactionSliceReportItem:
  description: UE MM Transaction Report Item per Slice
  type: object
  properties:
    snssai:
```

```
    $ref: 'TS29571_CommonData.yaml#/components/schemas/Snssai'
  timestamp:
    $ref: 'TS29571_CommonData.yaml#/components/schemas/DateTime'
  transactions:
    type: integer
  required:
    - timestamp
    - transactions

AmfEventType:
  description: Describes the supported event types of Namf_EventExposure Service
  anyOf:
  - type: string
    enum:
      - LOCATION_REPORT
      - PRESENCE_IN_AOI_REPORT
      - TIMEZONE_REPORT
      - ACCESS_TYPE_REPORT
      - REGISTRATION_STATE_REPORT
      - CONNECTIVITY_STATE_REPORT
      - REACHABILITY_REPORT
      - COMMUNICATION_FAILURE_REPORT
      - UES_IN_AREA_REPORT
      - SUBSCRIPTION_ID_CHANGE
      - SUBSCRIPTION_ID_ADDITION
      - LOSS_OF_CONNECTIVITY
      - 5GS_USER_STATE_REPORT
      - AVAILABILITY_AFTER_DDN_FAILURE
      - TYPE_ALLOCATION_CODE_REPORT
      - FREQUENT_MOBILITY_REGISTRATION_REPORT
      - SNSSAI_TA_MAPPING_REPORT
      - UE_LOCATION_TRENDS
      - UE_ACCESS_BEHAVIOR_TRENDS
      - UE_MM_TRANSACTION_REPORT
  - type: string
AmfEventTrigger:
  description: Describes how AMF should generate the report for the event
  anyOf:
  - type: string
    enum:
      - ONE_TIME
      - CONTINUOUS
      - PERIODIC
  - type: string
LocationFilter :
  description: Describes the supported filters of LOCATION_REPORT event type
  anyOf:
  - type: string
    enum:
      - TAI
      - CELL_ID
      - RAN_NODE
      - N3IWF
      - UE_IP
      - UDP_PORT
      - TNAP_ID
      - GLI
      - TWAP_ID
  - type: string
UeReachability:
  description: Describes the reachability of the UE
  anyOf:
  - type: string
    enum:
      - UNREACHABLE
      - REACHABLE
      - REGULATORY_ONLY
  - type: string
RmState:
  description: Describes the registration management state of a UE
  anyOf:
  - type: string
    enum:
      - REGISTERED
      - DEREGISTERED
  - type: string
CmState:
  description: Describes the connection management state of a UE
```

```

anyOf:
- type: string
  enum:
    - IDLE
    - CONNECTED
- type: string
5GsUserState:
description: Describes the 5GS User State of a UE
anyOf:
- type: string
  enum:
    - DEREGISTERED
    - CONNECTED_NOT_REACHABLE_FOR_PAGING
    - CONNECTED_REACHABLE_FOR_PAGING
    - NOT_PROVIDED_FROM_AMF
- type: string
LossOfConnectivityReason:
description: Describes the reason for loss of connectivity
anyOf:
- type: string
  enum:
    - DEREGISTERED
    - MAX_DETECTION_TIME_EXPIRED
    - PURGED
- type: string
ReachabilityFilter:
description: Event filter for REACHABILITY_REPORT event type
anyOf:
- type: string
  enum:
    - UE_REACHABILITY_STATUS_CHANGE
    - UE_REACHABLE_DL_TRAFFIC
- type: string
UeType:
description: Describes the type of UEs
anyOf:
- type: string
  enum:
    - AERIAL_UE
- type: string
AccessStateTransitionType:
description: Access State Transition Type.
anyOf:
- type: string
  enum:
    - ACCESS_TYPE_CHANGE_3GPP
    - ACCESS_TYPE_CHANGE_N3GPP
    - RM_STATE_CHANGE_DEREGISTERED
    - RM_STATE_CHANGE_REGISTERED
    - CM_STATE_CHANGE_IDLE
    - CM_STATE_CHANGE_CONNECTED
    - HANDOVER
    - MOBILITY_REGISTRATION_UPDATE
- type: string

```

---

## A.4 Namf\_MT

openapi: 3.0.0

info:

```

version: 1.2.0
title: Namf_MT
description: |
  AMF Mobile Terminated Service.
  © 2022, 3GPP Organizational Partners (ARIB, ATIS, CCSA, ETSI, TSDSI, TTA, TTC).
  All rights reserved.

```

security:

```

- {}
- oAuth2ClientCredentials:
  - namf-mt

```

externalDocs:

description: 3GPP TS 29.518 V17.6.0; 5G System; Access and Mobility Management Services  
 url: 'https://www.3gpp.org/ftp/Specs/archive/29\_series/29.518/'

## servers:

```
- url: '{apiRoot}/namf-mt/v1'
  variables:
    apiRoot:
      default: https://example.com
      description: apiRoot as defined in clause 4.4 of 3GPP TS 29.501
```

## paths:

```
'/ue-contexts/{ueContextId}':
  get:
    summary: Namf_MT Provide Domain Selection Info service Operation
    tags:
      - ueContext (Document)
    operationId: Provide Domain Selection Info
    parameters:
      - name: ueContextId
        in: path
        description: UE Context Identifier
        required: true
        schema:
          type: string
          pattern: '^(imsi-[0-9]{5,15}|nai-.|glici-.|.+)$$'
      - name: info-class
        in: query
        description: UE Context Information Class
        schema:
          $ref: '#/components/schemas/UeContextInfoClass'
      - name: supported-features
        in: query
        description: Supported Features
        schema:
          $ref: 'TS29571_CommonData.yaml#/components/schemas/SupportedFeatures'
      - name: old-guami
        in: query
        description: Old GUAMI
        content:
          application/json:
            schema:
              $ref: 'TS29571_CommonData.yaml#/components/schemas/Guami'
    responses:
      '200':
        description: Requested UE Context Information returned
        content:
          application/json:
            schema:
              $ref: '#/components/schemas/UeContextInfo'
      '307':
        $ref: 'TS29571_CommonData.yaml#/components/responses/307'
      '308':
        $ref: 'TS29571_CommonData.yaml#/components/responses/308'
      '400':
        $ref: 'TS29571_CommonData.yaml#/components/responses/400'
      '403':
        $ref: 'TS29571_CommonData.yaml#/components/responses/403'
      '404':
        $ref: 'TS29571_CommonData.yaml#/components/responses/404'
      '409':
        $ref: 'TS29571_CommonData.yaml#/components/responses/409'
      '414':
        $ref: 'TS29571_CommonData.yaml#/components/responses/414'
      '429':
        $ref: 'TS29571_CommonData.yaml#/components/responses/429'
      '500':
        $ref: 'TS29571_CommonData.yaml#/components/responses/500'
      '503':
        $ref: 'TS29571_CommonData.yaml#/components/responses/503'
      default:
        description: Unexpected error
    '/ue-contexts/{ueContextId}/ue-reachind':
      put:
        summary: Namf_MT EnableUEReachability service Operation
        tags:
          - ueReachInd (Document)
        operationId: EnableUeReachability
        parameters:
```

```

- name: ueContextId
  in: path
  description: UE Context Identifier
  required: true
  schema:
    type: string
requestBody:
  content:
    application/json:
      schema:
        $ref: '#/components/schemas/EnableUeReachabilityReqData'
      required: true
responses:
  '200':
    description: UE has become reachable as desired
    content:
      application/json:
        schema:
          $ref: '#/components/schemas/EnableUeReachabilityRspData'
  '307':
    $ref: 'TS29571_CommonData.yaml#/components/responses/307'
  '308':
    $ref: 'TS29571_CommonData.yaml#/components/responses/308'
  '400':
    $ref: 'TS29571_CommonData.yaml#/components/responses/400'
  '403':
    description: Forbidden
    content:
      application/problem+json:
        schema:
          $ref: '#/components/schemas/ProblemDetailsEnableUeReachability'
  '404':
    $ref: 'TS29571_CommonData.yaml#/components/responses/404'
  '409':
    $ref: 'TS29571_CommonData.yaml#/components/responses/409'
  '411':
    $ref: 'TS29571_CommonData.yaml#/components/responses/411'
  '413':
    $ref: 'TS29571_CommonData.yaml#/components/responses/413'
  '415':
    $ref: 'TS29571_CommonData.yaml#/components/responses/415'
  '429':
    $ref: 'TS29571_CommonData.yaml#/components/responses/429'
  '500':
    $ref: 'TS29571_CommonData.yaml#/components/responses/500'
  '503':
    $ref: 'TS29571_CommonData.yaml#/components/responses/503'
  '504':
    description: Gateway Timeout
    content:
      application/problem+json:
        schema:
          $ref: '#/components/schemas/ProblemDetailsEnableUeReachability'
default:
  description: Unexpected error

/ue-contexts:
  post:
    summary: Namf_MT EnableGroupReachability service Operation
    tags:
      - ueContexts (collection)
    operationId: EnableGroupReachability
    requestBody:
      description: list of UEs requested to be made reachable for the related TMGI
      content:
        application/json:
          schema:
            $ref: '#/components/schemas/EnableGroupReachabilityReqData'
      required: true
    responses:
      '200':
        description: Successful response.
        content:
          application/json:
            schema:
              $ref: '#/components/schemas/EnableGroupReachabilityRspData'
      '307':
        $ref: 'TS29571_CommonData.yaml#/components/responses/307'

```

```

'308':
  $ref: 'TS29571_CommonData.yaml#/components/responses/308'
'400':
  $ref: 'TS29571_CommonData.yaml#/components/responses/400'
'403':
  $ref: 'TS29571_CommonData.yaml#/components/responses/403'
'404':
  $ref: 'TS29571_CommonData.yaml#/components/responses/404'
'411':
  $ref: 'TS29571_CommonData.yaml#/components/responses/411'
'413':
  $ref: 'TS29571_CommonData.yaml#/components/responses/413'
'415':
  $ref: 'TS29571_CommonData.yaml#/components/responses/415'
'429':
  $ref: 'TS29571_CommonData.yaml#/components/responses/429'
'500':
  $ref: 'TS29571_CommonData.yaml#/components/responses/500'
'503':
  $ref: 'TS29571_CommonData.yaml#/components/responses/503'
'504':
  $ref: 'TS29571_CommonData.yaml#/components/responses/504'
default:
  description: Unexpected error
callbacks:
  reachabilityNotification:
    '{request.body#/reachabilityNotifyUri}':
      post:
        requestBody:
          required: true
          content:
            application/json:
              schema:
                $ref: '#/components/schemas/ReachabilityNotificationData'
        responses:
          '204':
            description: UE reachability notification response
          '307':
            $ref: 'TS29571_CommonData.yaml#/components/responses/307'
          '308':
            $ref: 'TS29571_CommonData.yaml#/components/responses/308'
          '400':
            $ref: 'TS29571_CommonData.yaml#/components/responses/400'
          '403':
            $ref: 'TS29571_CommonData.yaml#/components/responses/403'
          '404':
            $ref: 'TS29571_CommonData.yaml#/components/responses/404'
          '411':
            $ref: 'TS29571_CommonData.yaml#/components/responses/411'
          '413':
            $ref: 'TS29571_CommonData.yaml#/components/responses/413'
          '415':
            $ref: 'TS29571_CommonData.yaml#/components/responses/415'
          '429':
            $ref: 'TS29571_CommonData.yaml#/components/responses/429'
          '500':
            $ref: 'TS29571_CommonData.yaml#/components/responses/500'
          '503':
            $ref: 'TS29571_CommonData.yaml#/components/responses/503'
          default:
            description: Unexpected error

components:
  securitySchemes:
    oAuth2ClientCredentials:
      type: oauth2
      flows:
        clientCredentials:
          tokenUrl: '{nrfApiRoot}/oauth2/token'
          scopes:
            namf-mt: Access to the Namf_MT API
  schemas:
    EnableUeReachabilityReqData:
      description: Data within the Enable UE Reachability Request
      type: object
      properties:
        reachability:
          $ref: 'TS29518_Namf_EventExposure.yaml#/components/schemas/UeReachability'

```

```

supportedFeatures:
  $ref: 'TS29571_CommonData.yaml#/components/schemas/SupportedFeatures'
oldGuami:
  $ref: 'TS29571_CommonData.yaml#/components/schemas/Guami'
extBufSupport:
  type: boolean
  default: false
required:
  - reachability
EnableUeReachabilityRspData:
description: Data within the Enable UE Reachability Response
type: object
properties:
  reachability:
    $ref: 'TS29518_Namf_EventExposure.yaml#/components/schemas/UeReachability'
  supportedFeatures:
    $ref: 'TS29571_CommonData.yaml#/components/schemas/SupportedFeatures'
required:
  - reachability
UeContextInfo:
description: UE Context Information
type: object
properties:
  supportVoPS:
    type: boolean
  supportVoPSn3gpp:
    type: boolean
  lastActTime:
    $ref: 'TS29571_CommonData.yaml#/components/schemas/DateTime'
  accessType:
    $ref: 'TS29571_CommonData.yaml#/components/schemas/AccessType'
  ratType:
    $ref: 'TS29571_CommonData.yaml#/components/schemas/RatType'
  supportedFeatures:
    $ref: 'TS29571_CommonData.yaml#/components/schemas/SupportedFeatures'
ProblemDetailsEnableUeReachability:
description: Enable UE Reachability Error Detail
allOf:
  - $ref: 'TS29571_CommonData.yaml#/components/schemas/ProblemDetails'
  - $ref: '#/components/schemas/AdditionInfoEnableUeReachability'
AdditionInfoEnableUeReachability:
description: Additional information to be returned in EnableUeReachability error response
type: object
properties:
  maxWaitingTime:
    $ref: 'TS29571_CommonData.yaml#/components/schemas/DurationSec'
EnableGroupReachabilityReqData:
description: Data within the Enable Group Reachability Request
type: object
properties:
  ueInfoList:
    type: array
    items:
      $ref: '#/components/schemas/UeInfo'
    minItems: 1
  tmgi:
    $ref: 'TS29571_CommonData.yaml#/components/schemas/Tmgi'
  reachabilityNotifyUri:
    $ref: 'TS29571_CommonData.yaml#/components/schemas/Uri'
  mbsServiceAreaInfoList:
    type: array
    items:
      $ref: 'TS29571_CommonData.yaml#/components/schemas/MbsServiceAreaInfo'
    minItems: 1
  arp:
    $ref: 'TS29571_CommonData.yaml#/components/schemas/Arp'
  5qi:
    $ref: 'TS29571_CommonData.yaml#/components/schemas/5Qi'
  supportedFeatures:
    $ref: 'TS29571_CommonData.yaml#/components/schemas/SupportedFeatures'
required:
  - ueInfoList
  - tmgi
EnableGroupReachabilityRspData:
description: Data within the Enable Group Reachability Response
type: object
properties:
  ueConnectedList:

```

```

    type: array
    items:
      $ref: 'TS29571_CommonData.yaml#/components/schemas/Supi'
    minItems: 1
  supportedFeatures:
    $ref: 'TS29571_CommonData.yaml#/components/schemas/SupportedFeatures'

UeInfo:
  description: list of UEs requested to be made reachable for the MBS Session
  type: object
  properties:
    ueList:
      type: array
      items:
        $ref: 'TS29571_CommonData.yaml#/components/schemas/Supi'
      minItems: 1
    pduSessionId:
      $ref: 'TS29571_CommonData.yaml#/components/schemas/PduSessionId'
  required:
    - ueList

ReachabilityNotificationData:
  description: Data within the UE Reachability Info Notify
  type: object
  properties:
    reachableUeList:
      type: array
      items:
        $ref: '#/components/schemas/ReachableUeInfo'
      minItems: 1
    unreachableUeList:
      type: array
      items:
        $ref: 'TS29571_CommonData.yaml#/components/schemas/Supi'
      minItems: 1
ReachableUeInfo:
  description: Contains the reachable UE Information
  type: object
  properties:
    ueList:
      type: array
      items:
        $ref: 'TS29571_CommonData.yaml#/components/schemas/Supi'
      minItems: 1
    userLocation:
      $ref: 'TS29571_CommonData.yaml#/components/schemas/UserLocation'
  required:
    - ueList

UeContextInfoClass:
  description: Indicates the UE Context information class
  anyOf:
    - type: string
      enum:
        - TADS
    - type: string

```

---

## A.5 Namf\_Location

openapi: 3.0.0

```

info:
  version: 1.2.0
  title: Namf_Location
  description: |
    AMF Location Service.
    © 2022, 3GPP Organizational Partners (ARIB, ATIS, CCSA, ETSI, TSDSI, TTA, TTC).
    All rights reserved.

```

```

security:
  - {}
  - oAuth2ClientCredentials:
      - namf-loc

```

```

externalDocs:
  description: 3GPP TS 29.518 V17.6.0; 5G System; Access and Mobility Management Services

```



```

url: 'https://www.3gpp.org/ftp/Specs/archive/29_series/29.518/'
servers:
- url: '{apiRoot}/namf-loc/v1'
  variables:
    apiRoot:
      default: https://example.com
      description: apiRoot as defined in clause 4.4 of 3GPP TS 29.501
paths:
  /{ueContextId}/provide-pos-info:
    post:
      summary: Namf_Location ProvidePositioningInfo service Operation
      tags:
        - Individual UE context (Document)
      operationId: ProvidePositioningInfo
      parameters:
        - name: ueContextId
          in: path
          description: UE Context Identifier
          required: true
          schema:
            type: string
            pattern: '^(imsi-[0-9]{5,15}|nai-.[+|gli-.[+|gci-.[+|imei-[0-9]{15}|imeisv-[0-9]{16}|.+)$'
      requestBody:
        content:
          application/json:
            schema:
              $ref: '#/components/schemas/RequestPosInfo'
            required: true
      responses:
        '200':
          description: Expected response to a valid request
          content:
            application/json:
              schema:
                $ref: '#/components/schemas/ProvidePosInfo'
        '204':
          description: Successful accept of location request with no information returned.
        '307':
          $ref: 'TS29571_CommonData.yaml#/components/responses/307'
        '308':
          $ref: 'TS29571_CommonData.yaml#/components/responses/308'
        '400':
          $ref: 'TS29571_CommonData.yaml#/components/responses/400'
        '403':
          $ref: 'TS29571_CommonData.yaml#/components/responses/403'
        '411':
          $ref: 'TS29571_CommonData.yaml#/components/responses/411'
        '413':
          $ref: 'TS29571_CommonData.yaml#/components/responses/413'
        '415':
          $ref: 'TS29571_CommonData.yaml#/components/responses/415'
        '429':
          $ref: 'TS29571_CommonData.yaml#/components/responses/429'
        '500':
          $ref: 'TS29571_CommonData.yaml#/components/responses/500'
        '503':
          $ref: 'TS29571_CommonData.yaml#/components/responses/503'
        '504':
          $ref: 'TS29571_CommonData.yaml#/components/responses/504'
      default:
        description: Unexpected error
    callbacks:
      onUELocationNotification:
        '{$request.body#/locationNotificationUri}':
          post:
            requestBody:
              description: UE Location Event Notification
              content:
                application/json:
                  schema:
                    $ref: '#/components/schemas/NotifiedPosInfo'
            responses:
              '204':
                description: Expected response to a successful callback processing
              '307':
                $ref: 'TS29571_CommonData.yaml#/components/responses/307'

```

```

    '308':
      $ref: 'TS29571_CommonData.yaml#/components/responses/308'
    '400':
      $ref: 'TS29571_CommonData.yaml#/components/responses/400'
    '403':
      $ref: 'TS29571_CommonData.yaml#/components/responses/403'
    '411':
      $ref: 'TS29571_CommonData.yaml#/components/responses/411'
    '413':
      $ref: 'TS29571_CommonData.yaml#/components/responses/413'
    '415':
      $ref: 'TS29571_CommonData.yaml#/components/responses/415'
    '429':
      $ref: 'TS29571_CommonData.yaml#/components/responses/429'
    '500':
      $ref: 'TS29571_CommonData.yaml#/components/responses/500'
    '503':
      $ref: 'TS29571_CommonData.yaml#/components/responses/503'
  /{ueContextId}/provide-loc-info:
    post:
      summary: Namf_Location ProvideLocationInfo service Operation
      tags:
        - Individual UE context (Document)
      operationId: ProvideLocationInfo
      parameters:
        - name: ueContextId
          in: path
          description: UE Context Identifier
          required: true
          schema:
            type: string
            pattern: '^(imsi-[0-9]{5,15}|nai-.+|gli-.+|gci-.+|imei-[0-9]{15}|imeisv-[0-9]{16}|.+)$'
      requestBody:
        content:
          application/json:
            schema:
              $ref: '#/components/schemas/RequestLocInfo'
            required: true
      responses:
        '200':
          description: Expected response to a valid request
          content:
            application/json:
              schema:
                $ref: '#/components/schemas/ProvideLocInfo'
        '307':
          $ref: 'TS29571_CommonData.yaml#/components/responses/307'
        '308':
          $ref: 'TS29571_CommonData.yaml#/components/responses/308'
        '400':
          $ref: 'TS29571_CommonData.yaml#/components/responses/400'
        '403':
          $ref: 'TS29571_CommonData.yaml#/components/responses/403'
        '404':
          $ref: 'TS29571_CommonData.yaml#/components/responses/404'
        '411':
          $ref: 'TS29571_CommonData.yaml#/components/responses/411'
        '413':
          $ref: 'TS29571_CommonData.yaml#/components/responses/413'
        '415':
          $ref: 'TS29571_CommonData.yaml#/components/responses/415'
        '429':
          $ref: 'TS29571_CommonData.yaml#/components/responses/429'
        '500':
          $ref: 'TS29571_CommonData.yaml#/components/responses/500'
        '503':
          $ref: 'TS29571_CommonData.yaml#/components/responses/503'
      default:
        description: Unexpected error
  /{ueContextId}/cancel-pos-info:
    post:
      summary: Namf_Location CancelLocation service operation
      tags:
        - Individual UE context (Document)
      operationId: CancelLocation
      parameters:
        - name: ueContextId

```

```

    in: path
    description: UE Context Identifier
    required: true
    schema:
      type: string
      pattern: '^(imsi-[0-9]{5,15}|nai-.+|gli-.+|gci-.+|.+)$(
requestBody:
  content:
    application/json:
      schema:
        $ref: '#/components/schemas/CancelPosInfo'
      required: true
responses:
  '204':
    description: Expected response to a successful cancellation
  '307':
    $ref: 'TS29571_CommonData.yaml#/components/responses/307'
  '308':
    $ref: 'TS29571_CommonData.yaml#/components/responses/308'
  '400':
    $ref: 'TS29571_CommonData.yaml#/components/responses/400'
  '401':
    $ref: 'TS29571_CommonData.yaml#/components/responses/401'
  '403':
    $ref: 'TS29571_CommonData.yaml#/components/responses/403'
  '404':
    $ref: 'TS29571_CommonData.yaml#/components/responses/404'
  '411':
    $ref: 'TS29571_CommonData.yaml#/components/responses/411'
  '413':
    $ref: 'TS29571_CommonData.yaml#/components/responses/413'
  '415':
    $ref: 'TS29571_CommonData.yaml#/components/responses/415'
  '429':
    $ref: 'TS29571_CommonData.yaml#/components/responses/429'
  '500':
    $ref: 'TS29571_CommonData.yaml#/components/responses/500'
  '503':
    $ref: 'TS29571_CommonData.yaml#/components/responses/503'
  '504':
    $ref: 'TS29571_CommonData.yaml#/components/responses/504'
  default:
    $ref: 'TS29571_CommonData.yaml#/components/responses/default'

components:
  securitySchemes:
    oAuth2ClientCredentials:
      type: oauth2
      flows:
        clientCredentials:
          tokenUrl: '{nrfApiRoot}/oauth2/token'
          scopes:
            namf-loc: Access to the Namf_Location API
  schemas:
    RequestPosInfo:
      description: Data within Provide Positioning Information Request
      type: object
      properties:
        lcsClientType:
          $ref: 'TS29572_Nlmf_Location.yaml#/components/schemas/ExternalClientType'
        lcsLocation:
          $ref: '#/components/schemas/LocationType'
        supi:
          $ref: 'TS29571_CommonData.yaml#/components/schemas/Supi'
        gpsi:
          $ref: 'TS29571_CommonData.yaml#/components/schemas/Gpsi'
        priority:
          $ref: 'TS29572_Nlmf_Location.yaml#/components/schemas/LcsPriority'
        lcsQoS:
          $ref: 'TS29572_Nlmf_Location.yaml#/components/schemas/LocationQoS'
        velocityRequested:
          $ref: 'TS29572_Nlmf_Location.yaml#/components/schemas/VelocityEngine'
        lcsSupportedGADShapes:
          $ref: 'TS29572_Nlmf_Location.yaml#/components/schemas/SupportedGADShapes'
        additionalLcsSuppGADShapes:
          type: array
          items:

```

```

    $ref: 'TS29572_Nlmf_Location.yaml#/components/schemas/SupportedGADShapes'
  minItems: 1
  locationNotificationUri:
    $ref: 'TS29571_CommonData.yaml#/components/schemas/Uri'
  supportedFeatures:
    $ref: 'TS29571_CommonData.yaml#/components/schemas/SupportedFeatures'
  oldGuami:
    $ref: 'TS29571_CommonData.yaml#/components/schemas/Guami'
  pei:
    $ref: 'TS29571_CommonData.yaml#/components/schemas/Pei'
  lcsServiceType:
    $ref: 'TS29572_Nlmf_Location.yaml#/components/schemas/LcsServiceType'
  ldrType:
    $ref: 'TS29572_Nlmf_Location.yaml#/components/schemas/LdrType'
  ngmlcCallBackURI:
    $ref: 'TS29571_CommonData.yaml#/components/schemas/Uri'
  ldrReference:
    $ref: 'TS29572_Nlmf_Location.yaml#/components/schemas/LdrReference'
  periodicEventInfo:
    $ref: 'TS29572_Nlmf_Location.yaml#/components/schemas/PeriodicEventInfo'
  areaEventInfo:
    $ref: 'TS29572_Nlmf_Location.yaml#/components/schemas/AreaEventInfo'
  motionEventInfo:
    $ref: 'TS29572_Nlmf_Location.yaml#/components/schemas/MotionEventInfo'
  externalClientIdentification:
    $ref: 'TS29515_Ngmlc_Location.yaml#/components/schemas/ExternalClientIdentification'
  afID:
    $ref: 'TS29571_CommonData.yaml#/components/schemas/NfInstanceId'
  codeWord:
    $ref: 'TS29515_Ngmlc_Location.yaml#/components/schemas/CodeWord'
  uePrivacyRequirements:
    $ref: 'TS29515_Ngmlc_Location.yaml#/components/schemas/UePrivacyRequirements'
  scheduledLocTime:
    $ref: 'TS29571_CommonData.yaml#/components/schemas/DateTime'
  required:
    - lcsClientType
    - lcsLocation
  ProvidePosInfo:
    description: Data within Provide Positioning Information Response
    type: object
    properties:
      locationEstimate:
        $ref: 'TS29572_Nlmf_Location.yaml#/components/schemas/GeographicArea'
      localLocationEstimate:
        $ref: 'TS29572_Nlmf_Location.yaml#/components/schemas/LocalArea'
      accuracyFulfilmentIndicator:
        $ref: 'TS29572_Nlmf_Location.yaml#/components/schemas/AccuracyFulfilmentIndicator'
      ageOfLocationEstimate:
        $ref: 'TS29572_Nlmf_Location.yaml#/components/schemas/AgeOfLocationEstimate'
      timestampOfLocationEstimate:
        $ref: 'TS29571_CommonData.yaml#/components/schemas/DateTime'
      velocityEstimate:
        $ref: 'TS29572_Nlmf_Location.yaml#/components/schemas/VelocityEstimate'
      positioningDataList:
        type: array
        items:
          $ref: 'TS29572_Nlmf_Location.yaml#/components/schemas/PositioningMethodAndUsage'
        minItems: 0
        maxItems: 9
      gnssPositioningDataList:
        type: array
        items:
          $ref: 'TS29572_Nlmf_Location.yaml#/components/schemas/GnssPositioningMethodAndUsage'
        minItems: 0
        maxItems: 9
      ecgi:
        $ref: 'TS29571_CommonData.yaml#/components/schemas/Ecgi'
      ncgi:
        $ref: 'TS29571_CommonData.yaml#/components/schemas/Ncgi'
      targetServingNode:
        $ref: 'TS29571_CommonData.yaml#/components/schemas/NfInstanceId'
      targetMmeName:
        $ref: 'TS29571_CommonData.yaml#/components/schemas/DiameterIdentity'
      targetMmeRealm:
        $ref: 'TS29571_CommonData.yaml#/components/schemas/DiameterIdentity'
      utranSrvccInd:
        type: boolean
      civicAddress:

```

```

    $ref: 'TS29572_Nlmf_Location.yaml#/components/schemas/CivicAddress'
  barometricPressure:
    $ref: 'TS29572_Nlmf_Location.yaml#/components/schemas/BarometricPressure'
  altitude:
    $ref: 'TS29572_Nlmf_Location.yaml#/components/schemas/Altitude'
  supportedFeatures:
    $ref: 'TS29571_CommonData.yaml#/components/schemas/SupportedFeatures'
  servingLMFIdentification:
    $ref: 'TS29572_Nlmf_Location.yaml#/components/schemas/LMFIdentification'
  locationPrivacyVerResult:
    $ref: '#/components/schemas/LocationPrivacyVerResult'
  achievedQoS:
    $ref: 'TS29572_Nlmf_Location.yaml#/components/schemas/MinorLocationQoS'

NotifiedPosInfo:
  description: Data within EventNotify notification
  type: object
  properties:
    locationEvent:
      $ref: '#/components/schemas/LocationEvent'
    supi:
      $ref: 'TS29571_CommonData.yaml#/components/schemas/Supi'
    gpsi:
      $ref: 'TS29571_CommonData.yaml#/components/schemas/Gpsi'
    pei:
      $ref: 'TS29571_CommonData.yaml#/components/schemas/Pei'
    locationEstimate:
      $ref: 'TS29572_Nlmf_Location.yaml#/components/schemas/GeographicArea'
    localLocationEstimate:
      $ref: 'TS29572_Nlmf_Location.yaml#/components/schemas/LocalArea'
    ageOfLocationEstimate:
      $ref: 'TS29572_Nlmf_Location.yaml#/components/schemas/AgeOfLocationEstimate'
    timestampOfLocationEstimate:
      $ref: 'TS29571_CommonData.yaml#/components/schemas/DateTime'
    velocityEstimate:
      $ref: 'TS29572_Nlmf_Location.yaml#/components/schemas/VelocityEstimate'
    positioningDataList:
      type: array
      items:
        $ref: 'TS29572_Nlmf_Location.yaml#/components/schemas/PositioningMethodAndUsage'
      minItems: 0
      maxItems: 9
    gnssPositioningDataList:
      type: array
      items:
        $ref: 'TS29572_Nlmf_Location.yaml#/components/schemas/GnssPositioningMethodAndUsage'
      minItems: 0
      maxItems: 9
    ecgi:
      $ref: 'TS29571_CommonData.yaml#/components/schemas/Ecgi'
    ncgi:
      $ref: 'TS29571_CommonData.yaml#/components/schemas/Ncgi'
    servingNode:
      $ref: 'TS29571_CommonData.yaml#/components/schemas/NfInstanceId'
    targetMmeName:
      $ref: 'TS29571_CommonData.yaml#/components/schemas/DiameterIdentity'
    targetMmeRealm:
      $ref: 'TS29571_CommonData.yaml#/components/schemas/DiameterIdentity'
    utranSrvccInd:
      type: boolean
    civicAddress:
      $ref: 'TS29572_Nlmf_Location.yaml#/components/schemas/CivicAddress'
    barometricPressure:
      $ref: 'TS29572_Nlmf_Location.yaml#/components/schemas/BarometricPressure'
    altitude:
      $ref: 'TS29572_Nlmf_Location.yaml#/components/schemas/Altitude'
    hglcCallBackURI:
      $ref: 'TS29571_CommonData.yaml#/components/schemas/Uri'
    ldrReference:
      $ref: 'TS29572_Nlmf_Location.yaml#/components/schemas/LdrReference'
    servingLMFIdentification:
      $ref: 'TS29572_Nlmf_Location.yaml#/components/schemas/LMFIdentification'
    terminationCause:
      $ref: 'TS29572_Nlmf_Location.yaml#/components/schemas/TerminationCause'
    achievedQoS:
      $ref: 'TS29572_Nlmf_Location.yaml#/components/schemas/MinorLocationQoS'
  required:
    - locationEvent

```

```

RequestLocInfo:
  description: Data within Provide Location Information Request
  type: object
  properties:
    req5gsLoc:
      type: boolean
      default: false
    reqCurrentLoc:
      type: boolean
      default: false
    reqRatType:
      type: boolean
      default: false
    reqTimeZone:
      type: boolean
      default: false
    supportedFeatures:
      $ref: 'TS29571_CommonData.yaml#/components/schemas/SupportedFeatures'
ProvideLocInfo:
  description: Data within Provide Location Information Response
  type: object
  properties:
    currentLoc:
      type: boolean
    location:
      $ref: 'TS29571_CommonData.yaml#/components/schemas/UserLocation'
    additionalLocation:
      $ref: 'TS29571_CommonData.yaml#/components/schemas/UserLocation'
    geoInfo:
      $ref: 'TS29572_Nlmf_Location.yaml#/components/schemas/GeographicArea'
    locationAge:
      $ref: 'TS29572_Nlmf_Location.yaml#/components/schemas/AgeOfLocationEstimate'
    ratType:
      $ref: 'TS29571_CommonData.yaml#/components/schemas/RatType'
    timezone:
      $ref: 'TS29571_CommonData.yaml#/components/schemas/TimeZone'
    supportedFeatures:
      $ref: 'TS29571_CommonData.yaml#/components/schemas/SupportedFeatures'
    oldGuami:
      $ref: 'TS29571_CommonData.yaml#/components/schemas/Guami'
CancelPosInfo:
  description: Data within a Cancel Location Request
  type: object
  properties:
    supi:
      $ref: 'TS29571_CommonData.yaml#/components/schemas/Supi'
    hgmlcCallbackURI:
      $ref: 'TS29571_CommonData.yaml#/components/schemas/Uri'
    ldrReference:
      $ref: 'TS29572_Nlmf_Location.yaml#/components/schemas/LdrReference'
    servingLMFIdentification:
      $ref: 'TS29572_Nlmf_Location.yaml#/components/schemas/LMFIdentification'
    supportedFeatures:
      $ref: 'TS29571_CommonData.yaml#/components/schemas/SupportedFeatures'
  required:
    - supi
    - hgmlcCallbackURI
    - ldrReference
LocationType:
  description: Type of location measurement requested
  anyOf:
  - type: string
    enum:
      - CURRENT_LOCATION
      - CURRENT_OR_LAST_KNOWN_LOCATION
      - NOTIFICATION_VERIFICATION_ONLY
      - DEFERRED_LOCATION
  - type: string
LocationEvent:
  description: Type of events initiating location procedures
  anyOf:
  - type: string
    enum:
      - EMERGENCY_CALL_ORIGINATION
      - EMERGENCY_CALL_RELEASE
      - EMERGENCY_CALL_HANDOVER
      - ACTIVATION_OF_DEFERRED_LOCATION
      - UE_MOBILITY_FOR_DEFERRED_LOCATION

```

```

    - CANCELLATION_OF_DEFERRED_LOCATION
  - type: string

LocationPrivacyVerResult:
  description: The result of location privacy verification by UE
  anyOf:
  - type: string
  enum:
    - LOCATION_ALLOWED
    - LOCATION_NOT_ALLOWED
    - RESPONSE_TIME_OUT
  - type: string

```

---

## A.6 Namf\_MBSBroadcast API

openapi: 3.0.0

info:

```

  version: 1.0.0
  title: Namf_MBSBroadcast
  description: |
    AMF MBSBroadcast Service.
    © 2022, 3GPP Organizational Partners (ARIB, ATIS, CCSA, ETSI, TSDSI, TTA, TTC).
    All rights reserved.

```

externalDocs:

```

  description: 3GPP TS 29.518 V17.6.0; 5G System; Access and Mobility Management Services
  url: 'https://www.3gpp.org/ftp/Specs/archive/29_series/29.518/'

```

servers:

```

  - url: '{apiRoot}/namf-mbs-bc/v1'
    variables:
      apiRoot:
        default: https://example.com
        description: apiRoot as defined in clause 4.4 of 3GPP TS 29.501

```

security:

```

  - {}
  - oAuth2ClientCredentials:
    - namf-mbs-bc

```

paths:

```

/mbs-contexts:
  post:
    summary: Namf_MBSBroadcast ContextCreate service Operation
    tags:
      - Broadcast MBS session contexts collection (Collection)
    operationId: ContextCreate
    requestBody:
      content:
        multipart/related: # message with binary body part(s)
        schema:
          type: object
          properties: # Request parts
            jsonData:
              $ref: '#/components/schemas/ContextCreateReqData'
            binaryDataN2Information:
              type: string
              format: binary
        encoding:
          jsonData:
            contentType: application/json
            binaryDataN2Information:
              contentType: application/vnd.3gpp.ngap
            headers:
              Content-Id:
                schema:
                  type: string
      required: true
    callbacks:
      contextStatusNotification:
        '{$request.body#/notifyUri}':
          post:
            requestBody: # notification request without binary body part

```

```

required: true
content:
  application/json:
    schema:
      $ref: '#/components/schemas/ContextStatusNotification'
  multipart/related: # notification request with binary body part(s)
    schema:
      type: object
      properties: # Request parts
        jsonData:
          $ref: '#/components/schemas/ContextStatusNotification'
        binaryDataN2Information1:
          type: string
          format: binary
        binaryDataN2Information2:
          type: string
          format: binary
        binaryDataN2Information3:
          type: string
          format: binary
        binaryDataN2Information4:
          type: string
          format: binary
        binaryDataN2Information5:
          type: string
          format: binary
        binaryDataN2Information6:
          type: string
          format: binary
        binaryDataN2Information7:
          type: string
          format: binary
        binaryDataN2Information8:
          type: string
          format: binary
        binaryDataN2Information9:
          type: string
          format: binary
        binaryDataN2Information10:
          type: string
          format: binary
      encoding:
        jsonData:
          contentType: application/json
        binaryDataN2Information1:
          contentType: application/vnd.3gpp.ngap
          headers:
            Content-Id:
              schema:
                type: string
        binaryDataN2Information2:
          contentType: application/vnd.3gpp.ngap
          headers:
            Content-Id:
              schema:
                type: string
        binaryDataN2Information3:
          contentType: application/vnd.3gpp.ngap
          headers:
            Content-Id:
              schema:
                type: string
        binaryDataN2Information4:
          contentType: application/vnd.3gpp.ngap
          headers:
            Content-Id:
              schema:
                type: string
        binaryDataN2Information5:
          contentType: application/vnd.3gpp.ngap
          headers:
            Content-Id:
              schema:
                type: string
        binaryDataN2Information6:
          contentType: application/vnd.3gpp.ngap
          headers:
            Content-Id:

```



```

        schema:
          type: string
      binaryDataN2Information7:
        contentType: application/vnd.3gpp.ngap
        headers:
          Content-Id:
            schema:
              type: string
      binaryDataN2Information8:
        contentType: application/vnd.3gpp.ngap
        headers:
          Content-Id:
            schema:
              type: string
      binaryDataN2Information9:
        contentType: application/vnd.3gpp.ngap
        headers:
          Content-Id:
            schema:
              type: string
      binaryDataN2Information10:
        contentType: application/vnd.3gpp.ngap
        headers:
          Content-Id:
            schema:
              type: string
    responses:
      '204':
        description: successful notification
      '307':
        $ref: 'TS29571_CommonData.yaml#/components/responses/307'
      '308':
        $ref: 'TS29571_CommonData.yaml#/components/responses/308'
      '400':
        $ref: 'TS29571_CommonData.yaml#/components/responses/400'
      '403':
        $ref: 'TS29571_CommonData.yaml#/components/responses/403'
      '404':
        $ref: 'TS29571_CommonData.yaml#/components/responses/404'
      '411':
        $ref: 'TS29571_CommonData.yaml#/components/responses/411'
      '413':
        $ref: 'TS29571_CommonData.yaml#/components/responses/413'
      '415':
        $ref: 'TS29571_CommonData.yaml#/components/responses/415'
      '429':
        $ref: 'TS29571_CommonData.yaml#/components/responses/429'
      '500':
        $ref: 'TS29571_CommonData.yaml#/components/responses/500'
      '503':
        $ref: 'TS29571_CommonData.yaml#/components/responses/503'
  responses:
    '201':
      description: MBS Broadcast context created successfully
      headers:
        Location:
          description: 'Contains the URI of the newly created resource, according to the
structure: {apiRoot}/namf-mbs-bc/<apiVersion>/mbs-contexts/{mbsContextRef}'
          required: true
          schema:
            type: string
      content:
        application/json: # message without binary body part(s)
          schema:
            $ref: '#/components/schemas/ContextCreateRspData'
        multipart/related: # message with binary body part(s)
          schema:
            type: object
            properties: # Response parts
              jsonData:
                $ref: '#/components/schemas/ContextCreateRspData'
              binaryDataN2Information1:
                type: string
                format: binary
              binaryDataN2Information2:
                type: string
                format: binary
              binaryDataN2Information3:

```

```
    type: string
    format: binary
  binaryDataN2Information4:
    type: string
    format: binary
  binaryDataN2Information5:
    type: string
    format: binary
  binaryDataN2Information6:
    type: string
    format: binary
  binaryDataN2Information7:
    type: string
    format: binary
  binaryDataN2Information8:
    type: string
    format: binary
  binaryDataN2Information9:
    type: string
    format: binary
  binaryDataN2Information10:
    type: string
    format: binary
encoding:
  jsonData:
    contentType: application/json
  binaryDataN2Information1:
    contentType: application/vnd.3gpp.ngap
    headers:
      Content-Id:
        schema:
          type: string
  binaryDataN2Information2:
    contentType: application/vnd.3gpp.ngap
    headers:
      Content-Id:
        schema:
          type: string
  binaryDataN2Information3:
    contentType: application/vnd.3gpp.ngap
    headers:
      Content-Id:
        schema:
          type: string
  binaryDataN2Information4:
    contentType: application/vnd.3gpp.ngap
    headers:
      Content-Id:
        schema:
          type: string
  binaryDataN2Information5:
    contentType: application/vnd.3gpp.ngap
    headers:
      Content-Id:
        schema:
          type: string
  binaryDataN2Information6:
    contentType: application/vnd.3gpp.ngap
    headers:
      Content-Id:
        schema:
          type: string
  binaryDataN2Information7:
    contentType: application/vnd.3gpp.ngap
    headers:
      Content-Id:
        schema:
          type: string
  binaryDataN2Information8:
    contentType: application/vnd.3gpp.ngap
    headers:
      Content-Id:
        schema:
          type: string
  binaryDataN2Information9:
    contentType: application/vnd.3gpp.ngap
    headers:
      Content-Id:
```

```

        schema:
          type: string
      binaryDataN2Information10:
        contentType: application/vnd.3gpp.ngap
        headers:
          Content-Id:
            schema:
              type: string
    '307':
      $ref: 'TS29571_CommonData.yaml#/components/responses/307'
    '308':
      $ref: 'TS29571_CommonData.yaml#/components/responses/308'
    '400':
      $ref: 'TS29571_CommonData.yaml#/components/responses/400'
    '401':
      $ref: 'TS29571_CommonData.yaml#/components/responses/401'
    '403':
      $ref: 'TS29571_CommonData.yaml#/components/responses/403'
    '404':
      $ref: 'TS29571_CommonData.yaml#/components/responses/404'
    '411':
      $ref: 'TS29571_CommonData.yaml#/components/responses/411'
    '413':
      $ref: 'TS29571_CommonData.yaml#/components/responses/413'
    '415':
      $ref: 'TS29571_CommonData.yaml#/components/responses/415'
    '429':
      $ref: 'TS29571_CommonData.yaml#/components/responses/429'
    '500':
      $ref: 'TS29571_CommonData.yaml#/components/responses/500'
    '502':
      $ref: 'TS29571_CommonData.yaml#/components/responses/502'
    '503':
      $ref: 'TS29571_CommonData.yaml#/components/responses/503'
  default:
    $ref: 'TS29571_CommonData.yaml#/components/responses/default'

/mbs-contexts/{mbsContextRef}:
  delete:
    summary: Namf_MBSBroadcast ContextDelete service Operation
    tags:
      - Individual broadcast MBS session context (Document)
    operationId: ContextDelete
    parameters:
      - name: mbsContextRef
        in: path
        required: true
        description: Unique ID of the broadcast MSB session context to be deleted
        schema:
          type: string
    responses:
      '204':
        description: successful deletion
      '307':
        $ref: 'TS29571_CommonData.yaml#/components/responses/307'
      '308':
        $ref: 'TS29571_CommonData.yaml#/components/responses/308'
      '400':
        $ref: 'TS29571_CommonData.yaml#/components/responses/400'
      '401':
        $ref: 'TS29571_CommonData.yaml#/components/responses/401'
      '403':
        $ref: 'TS29571_CommonData.yaml#/components/responses/403'
      '404':
        $ref: 'TS29571_CommonData.yaml#/components/responses/404'
      '429':
        $ref: 'TS29571_CommonData.yaml#/components/responses/429'
      '500':
        $ref: 'TS29571_CommonData.yaml#/components/responses/500'
      '502':
        $ref: 'TS29571_CommonData.yaml#/components/responses/502'
      '503':
        $ref: 'TS29571_CommonData.yaml#/components/responses/503'
      default:
        $ref: 'TS29571_CommonData.yaml#/components/responses/default'

/mbs-contexts/{mbsContextRef}/update:
  post:

```

```

summary: Namf_MBSBroadcast ContextUpdate service Operation
tags:
  - Individual broadcast MBS session context (Document)
operationId: ContextUpdate
parameters:
  - name: mbsContextRef
    in: path
    description: Unique ID of the broadcast MSB session context to be updated
    required: true
    schema:
      type: string
requestBody:
  content:
    multipart/related: # message with binary body part(s)
      schema:
        type: object
        properties: # Request parts
          jsonData:
            $ref: '#/components/schemas/ContextUpdateReqData'
          binaryDataN2Information:
            type: string
            format: binary
        encoding:
          jsonData:
            contentType: application/json
          binaryDataN2Information:
            contentType: application/vnd.3gpp.ngap
          headers:
            Content-Id:
              schema:
                type: string
      required: true
responses:
  '200':
    description: MBS Broadcast context updated successfully
    content:
      application/json: # message without binary body part(s)
        schema:
          $ref: '#/components/schemas/ContextUpdateRspData'
      multipart/related: # message with binary body part(s)
        schema:
          type: object
          properties: # Response parts
            jsonData:
              $ref: '#/components/schemas/ContextUpdateRspData'
            binaryDataN2Information1:
              type: string
              format: binary
            binaryDataN2Information2:
              type: string
              format: binary
            binaryDataN2Information3:
              type: string
              format: binary
            binaryDataN2Information4:
              type: string
              format: binary
            binaryDataN2Information5:
              type: string
              format: binary
            binaryDataN2Information6:
              type: string
              format: binary
            binaryDataN2Information7:
              type: string
              format: binary
            binaryDataN2Information8:
              type: string
              format: binary
            binaryDataN2Information9:
              type: string
              format: binary
            binaryDataN2Information10:
              type: string
              format: binary
          encoding:
            jsonData:
              contentType: application/json

```

```

binaryDataN2Information1:
  contentType: application/vnd.3gpp.ngap
  headers:
    Content-Id:
      schema:
        type: string
binaryDataN2Information2:
  contentType: application/vnd.3gpp.ngap
  headers:
    Content-Id:
      schema:
        type: string
binaryDataN2Information3:
  contentType: application/vnd.3gpp.ngap
  headers:
    Content-Id:
      schema:
        type: string
binaryDataN2Information4:
  contentType: application/vnd.3gpp.ngap
  headers:
    Content-Id:
      schema:
        type: string
binaryDataN2Information5:
  contentType: application/vnd.3gpp.ngap
  headers:
    Content-Id:
      schema:
        type: string
binaryDataN2Information6:
  contentType: application/vnd.3gpp.ngap
  headers:
    Content-Id:
      schema:
        type: string
binaryDataN2Information7:
  contentType: application/vnd.3gpp.ngap
  headers:
    Content-Id:
      schema:
        type: string
binaryDataN2Information8:
  contentType: application/vnd.3gpp.ngap
  headers:
    Content-Id:
      schema:
        type: string
binaryDataN2Information9:
  contentType: application/vnd.3gpp.ngap
  headers:
    Content-Id:
      schema:
        type: string
binaryDataN2Information10:
  contentType: application/vnd.3gpp.ngap
  headers:
    Content-Id:
      schema:
        type: string
'307':
  $ref: 'TS29571_CommonData.yaml#/components/responses/307'
'308':
  $ref: 'TS29571_CommonData.yaml#/components/responses/308'
'400':
  $ref: 'TS29571_CommonData.yaml#/components/responses/400'
'401':
  $ref: 'TS29571_CommonData.yaml#/components/responses/401'
'403':
  $ref: 'TS29571_CommonData.yaml#/components/responses/403'
'404':
  $ref: 'TS29571_CommonData.yaml#/components/responses/404'
'411':
  $ref: 'TS29571_CommonData.yaml#/components/responses/411'
'413':
  $ref: 'TS29571_CommonData.yaml#/components/responses/413'
'415':
  $ref: 'TS29571_CommonData.yaml#/components/responses/415'

```

```

    '429':
      $ref: 'TS29571_CommonData.yaml#/components/responses/429'
    '500':
      $ref: 'TS29571_CommonData.yaml#/components/responses/500'
    '502':
      $ref: 'TS29571_CommonData.yaml#/components/responses/502'
    '503':
      $ref: 'TS29571_CommonData.yaml#/components/responses/503'
  default:
    $ref: 'TS29571_CommonData.yaml#/components/responses/default'

components:
  securitySchemes:
    oAuth2ClientCredentials:
      type: oauth2
      flows:
        clientCredentials:
          tokenUrl: '{nrfApiRoot}/oauth2/token'
          scopes:
            namf-mbs-bc: Access to the Namf_MBSBroadcast API

  schemas:

#
# STRUCTURED DATA TYPES
#
  ContextCreateReqData:
    description: Data within ContextCreate Request
    type: object
    properties:
      mbsSessionId:
        $ref: 'TS29571_CommonData.yaml#/components/schemas/MbsSessionId'
      mbsServiceAreaInfoList:
        type: array
        items:
          $ref: 'TS29571_CommonData.yaml#/components/schemas/MbsServiceAreaInfo'
        minItems: 1
      mbsServiceArea:
        $ref: 'TS29571_CommonData.yaml#/components/schemas/MbsServiceArea'
      n2MbsSmInfo:
        $ref: '#/components/schemas/N2MbsSmInfo'
      notifyUri:
        $ref: 'TS29571_CommonData.yaml#/components/schemas/Uri'
      maxResponseTime:
        $ref: 'TS29571_CommonData.yaml#/components/schemas/DurationSec'
      snssai:
        $ref: 'TS29571_CommonData.yaml#/components/schemas/Snssai'
    required:
      - mbsSessionId
      - n2MbsSmInfo
      - notifyUri
      - snssai
    oneOf:
      - required: [ mbsServiceArea ]
      - required: [ mbsServiceAreaInfoList ]

  ContextCreateRspData:
    description: Data within ContextCreate Response
    type: object
    properties:
      mbsSessionId:
        $ref: 'TS29571_CommonData.yaml#/components/schemas/MbsSessionId'
      n2MbsSmInfoList:
        type: array
        items:
          $ref: '#/components/schemas/N2MbsSmInfo'
        minItems: 1
        maxItems: 10
      operationStatus:
        $ref: '#/components/schemas/OperationStatus'
    required:
      - mbsSessionId

  ContextUpdateReqData:
    description: Data within ContextUpdate Request
    type: object
    properties:

```

```

mbsServiceArea:
  $ref: 'TS29571_CommonData.yaml#/components/schemas/MbsServiceArea'
mbsServiceAreaInfoList:
  type: array
  items:
    $ref: 'TS29571_CommonData.yaml#/components/schemas/MbsServiceAreaInfo'
  minItems: 1
n2MbsSmInfo:
  $ref: '#/components/schemas/N2MbsSmInfo'
ranIdList:
  type: array
  items:
    $ref: 'TS29571_CommonData.yaml#/components/schemas/GlobalRanNodeId'
  minItems: 1
noNgapSignallingInd:
  type: boolean
  enum:
    - true
notifyUri:
  $ref: 'TS29571_CommonData.yaml#/components/schemas/Uri'
maxResponseTime:
  $ref: 'TS29571_CommonData.yaml#/components/schemas/DurationSec'
n2MbsInfoChangeInd:
  type: boolean
not:
  required: [ mbsServiceArea, mbsServiceAreaInfoList ]

ContextStatusNotification:
  description: Data within ContextStatusNotify Request
  type: object
  properties:
    mbsSessionId:
      $ref: 'TS29571_CommonData.yaml#/components/schemas/MbsSessionId'
    areaSessionId:
      $ref: 'TS29571_CommonData.yaml#/components/schemas/AreaSessionId'
    n2MbsSmInfoList:
      type: array
      items:
        $ref: '#/components/schemas/N2MbsSmInfo'
      minItems: 1
      maxItems: 10
    operationEvents:
      type: array
      items:
        $ref: '#/components/schemas/OperationEvent'
      minItems: 1
    operationStatus:
      $ref: '#/components/schemas/OperationStatus'
  required:
    - mbsSessionId

ContextUpdateRspData:
  description: Data within ContextUpdate Response
  type: object
  properties:
    n2MbsSmInfoList:
      type: array
      items:
        $ref: '#/components/schemas/N2MbsSmInfo'
      minItems: 1
      maxItems: 10
    operationStatus:
      $ref: '#/components/schemas/OperationStatus'

N2MbsSmInfo:
  description: N2 MBS Session Management information
  type: object
  properties:
    ngapIeType:
      $ref: '#/components/schemas/NgapIeType'
    ngapData:
      $ref: 'TS29571_CommonData.yaml#/components/schemas/RefToBinaryData'
    randId:
      $ref: 'TS29571_CommonData.yaml#/components/schemas/GlobalRanNodeId'
  required:
    - ngapIeType
    - ngapData
    - randId

```

```

OperationEvent:
  description: Operation Event for a Broadcast MBS Session.
  type: object
  properties:
    opEventType:
      $ref: '#/components/schemas/OpEventType'
    amfId:
      $ref: 'TS29571_CommonData.yaml#/components/schemas/NfInstanceId'
    ngranFailureEventList:
      type: array
      items:
        $ref: '#/components/schemas/NgranFailureEvent'
      minItems: 1
  required:
    - opEventType

NgranFailureEvent:
  description: NG-RAN failure event for a NG-RAN
  type: object
  properties:
    ngranId:
      $ref: 'TS29571_CommonData.yaml#/components/schemas/GlobalRanNodeId'
    ngranFailureIndication:
      $ref: '#/components/schemas/NgranFailureIndication'
  required:
    - ngranId
    - ngranFailureIndication

#
# SIMPLE DATA TYPES
#

#
# ENUMERATIONS
#

OperationStatus:
  description: Status of a Broadcast MBS session start or update operation.
  anyOf:
    - type: string
      enum:
        - MBS_SESSION_START_COMPLETE
        - MBS_SESSION_START_INCOMPLETE
        - MBS_SESSION_UPDATE_COMPLETE
        - MBS_SESSION_UPDATE_INCOMPLETE
    - type: string

NgapIeType:
  description: NGAP Information Element Type
  anyOf:
    - type: string
      enum:
        - MBS_SES_REQ
        - MBS_SES_RSP
        - MBS_SES_FAIL
        - MBS_SES_REL_RSP
    - type: string

OpEventType:
  description: Operation Event Type.
  anyOf:
    - type: string
      enum:
        - AMF_CHANGE
        - NG_RAN_EVENT
    - type: string

NgranFailureIndication:
  description: Indicates a NG-RAN failure event.
  anyOf:
    - type: string
      enum:
        - NG_RAN_RESTART_OR_START

```



- NG\_RAN\_FAILURE\_WITHOUT\_RESTART
- NG\_RAN\_NOT\_REACHABLE
- type: string

## A.7 Namf\_MBSCommunication API

openapi: 3.0.0

info:

```
version: 1.0.0
title: Namf_MBSCommunication
description: |
  AMF Communication Service for MBS.
  © 2022, 3GPP Organizational Partners (ARIB, ATIS, CCSA, ETSI, TSDSI, TTA, TTC).
  All rights reserved.
```

externalDocs:

```
description: 3GPP TS 29.518 V17.6.0; 5G System; Access and Mobility Management Services
url: 'https://www.3gpp.org/ftp/Specs/archive/29_series/29.518/'
```

servers:

```
- url: '{apiRoot}/namf-mbs-comm/v1'
  variables:
    apiRoot:
      default: https://example.com
      description: apiRoot as defined in clause 4.4 of 3GPP TS 29.501
```

security:

```
- {}
- oAuth2ClientCredentials:
  - namf-mbs-comm
```

paths:

```
/n2-messages/transfer:
  post:
    summary: Namf_MBSCommunication N2 Message Transfer service Operation
    tags:
      - N2Messages Handler (custom operation)
    operationId: N2MessageTransfer
    requestBody:
      content:
        multipart/related: # message with binary body part(s)
          schema:
            type: object
            properties: # Request parts
              jsonData:
                $ref: '#/components/schemas/MbsN2MessageTransferReqData'
              binaryDataN2Information:
                type: string
                format: binary
            encoding:
              jsonData:
                contentType: application/json
              binaryDataN2Information:
                contentType: application/vnd.3gpp.ngap
            headers:
              Content-Id:
                schema:
                  type: string
    required: true
    responses:
      '200':
        description: MBS N2 Message Transfer successfully initiated
        content:
          application/json:
            schema:
              $ref: '#/components/schemas/MbsN2MessageTransferRspData'
      '307':
        $ref: 'TS29571_CommonData.yaml#/components/responses/307'
      '308':
        $ref: 'TS29571_CommonData.yaml#/components/responses/308'
      '400':
        $ref: 'TS29571_CommonData.yaml#/components/responses/400'
      '403':
        $ref: 'TS29571_CommonData.yaml#/components/responses/403'
```

```
'404':
  description: Not Found
  content:
    application/problem+json:
      schema:
        $ref: 'TS29571_CommonData.yaml#/components/schemas/ProblemDetails'
'411':
  $ref: 'TS29571_CommonData.yaml#/components/responses/411'
'413':
  $ref: 'TS29571_CommonData.yaml#/components/responses/413'
'415':
  $ref: 'TS29571_CommonData.yaml#/components/responses/415'
'429':
  $ref: 'TS29571_CommonData.yaml#/components/responses/429'
'500':
  $ref: 'TS29571_CommonData.yaml#/components/responses/500'
'503':
  $ref: 'TS29571_CommonData.yaml#/components/responses/503'
default:
  description: Unexpected error

components:
  securitySchemes:
    oAuth2ClientCredentials:
      type: oauth2
      flows:
        clientCredentials:
          tokenUrl: '{nrfApiRoot}/oauth2/token'
          scopes:
            namf-mbs-comm: Access to the Namf_MBSCommunication API

schemas:

#
# STRUCTURED DATA TYPES
#

MbsN2MessageTransferReqData:
  description: Data within MBS N2 Message Transfer Request
  type: object
  properties:
    mbsSessionId:
      $ref: 'TS29571_CommonData.yaml#/components/schemas/MbsSessionId'
    areaSessionId:
      $ref: 'TS29571_CommonData.yaml#/components/schemas/AreaSessionId'
    n2MbsSmInfo:
      $ref: '#/components/schemas/N2MbsSmInfo'
    supportedFeatures:
      $ref: 'TS29571_CommonData.yaml#/components/schemas/SupportedFeatures'
  required:
    - mbsSessionId
    - n2MbsSmInfo

MbsN2MessageTransferRspData:
  description: Data within MBS N2 Message Transfer Response
  type: object
  properties:
    result:
      $ref: 'TS29518_Namf_Communication.yaml#/components/schemas/N2InformationTransferResult'
    supportedFeatures:
      $ref: 'TS29571_CommonData.yaml#/components/schemas/SupportedFeatures'
  required:
    - result

N2MbsSmInfo:
  description: N2 MBS Session Management information
  type: object
  properties:
    ngapIeType:
      $ref: '#/components/schemas/MbsNgapIeType'
```

```
ngapData:
  $ref: 'TS29571_CommonData.yaml#/components/schemas/RefToBinaryData'
required:
- ngapIeType
- ngapData
```

```
#
# SIMPLE DATA TYPES
#
```

```
#
# ENUMERATIONS
#
```

```
MbsNgapIeType:
  description: NGAP Information Element Type
  anyOf:
  - type: string
  enum:
    - MBS_SES_ACT_REQ
    - MBS_SES_DEACT_REQ
    - MBS_SES_UPD_REQ
  - type: string
```

## Annex B (Informative): HTTP Multipart Messages

### B.1 Example of HTTP multipart message

#### B.1.1 General

This clause provides a (partial) example of HTTP multipart message. The example does not aim to be a complete representation of the HTTP message, e.g. additional information or headers can be included.

This Annex is informative and the normative descriptions in this specification prevail over the description in this Annex if there is any difference.

#### B.1.2 Example HTTP multipart message with N2 Information binary data

```
POST /example.com/namf-comm/v1/ue-contexts/{ueContextId}/n1-n2-messages HTTP/2
Content-Type: multipart/related; boundary=-----Boundary
Content-Length: xyz
```

```
-----Boundary
Content-Type: application/json

{
  "n2InfoContainer": {
    "n2InformationClass": "SM",
    "smInfo": {
      "pduSessionId": 5,
      "n2InfoContent": {
        "ngapIeType": "PDU_RES_SETUP_REQ",
        "ngapData": {
          "contentId": "n2msg"
        }
      }
    }
  },
  "pduSessionId": 5
}
-----Boundary
Content-Type: application/vnd.3gpp.ngap
Content-Id: n2msg

{ ... N2 Information binary data ...}
-----Boundary
```

## Annex C (informative): Change history

Change history							
Date	Meeting	TDoc	CR	Rev	Cat	Subject/Comment	New version
2017-10	CT4#80	C4-175297				TS Skeleton	0.1.0
2017-10	CT4#80	C4-175397				Implementation of pCRs agreed at CT4#80.	0.2.0
2017-12	CT4#81	C4-176441				Implementation of pCRs agreed at CT4#81, including C4-176285, C4-176290, C4-176291, C4-176292, C4-176293, C4-176375, C4-176376, C4-176378, C4-176379, C4-176380 and C4-176404.	0.3.0
2018-01	CT4#82	C4-181393				Implementation of pCRs agreed at CT4#82, including C4-181090, C4-181091, C4-181258, C4-181259, C4-181260, C4-181269, C4-181270, C4-181311, C4-181312, C4-181313, C4-181314, C4-181352, C4-181353 and C4-181354	0.4.0
2018-03	CT4#83	C4-182437				Implementation of pCRs agreed at CT4#83, including C4-182287, C4-182288, C4-182290, C4-182292, C4-182293, C4-182350, C4-182353, C4-182355, C4-182358, C4-182367, C4-182385, C4-182403, C4-182414, C4-182415	0.5.0
2018-03	CT#79	CP-180033				Presented for information	1.0.0
2018-04	CT4#84	C4-183518				Implementation of pCRs agreed at CT4#84, including C4-183048, C4-183054, C4-183055, C4-183064, C4-183073, C4-183074, C4-183161, C4-183166, C4-183171, C4-183345, C4-183347, C4-183351, C4-183354, C4-183356, C4-183357, C4-183359, C4-183360, C4-183361, C4-183362, C4-183406, C4-183407, C4-183408, C4-183409, C4-183410, C4-183411, C4-183412, C4-183413, C4-183414, C4-183415, C4-183417, C4-183434, C4-183435, C4-183436, C4-183437, C4-183439, C4-183445, C4-183460, C4-183461, C4-183462, C4-183463, C4-183464, C4-183493, C4-183494, C4-183495, C4-183502	1.1.0
2018-05	CT4#85	C4-184629				Implementation of pCRs agreed at CT4#85, including: C4-184390, C4-184391, C4-184562, C4-184393, C4-184561, C4-184395, C4-194052, C4-184396, C4-184399, C4-184404, C4-184405, C4-184407, C4-184102, C4-184408, C4-184104, C4-184410, C4-184412, C4-184413, C4-184569, C4-184563, C4-184124, C4-184418, C4-184565, C4-184127, C4-184566, C4-184129, C4-184421, C4-184131, C4-184426, C4-184427, C4-184428, C4-184429, C4-184430, C4-184431, C4-184432, C4-184433, C4-184434, C4-184435, C4-184436, C4-184437, C4-184151, C4-184481, C4-184154, C4-184515, C4-184516, C4-184568, C4-184485, C4-184486, C4-184487, C4-184488	1.2.0
2018-06	CT#80	CP-181107				Presented for approval	2.0.0
2018-06	CT#80					Approved in CT#80	15.0.0
2018-09	CT#81	CP-182062	0001	2	F	RAT Selector for PWS	15.1.0
2018-09	CT#81	CP-182062	0002	3	F	AM Policy Triggers in MM Context	15.1.0
2018-09	CT#81	CP-182062	0003	1	F	Update UE context and MM context as per latest stage 2 agreements	15.1.0
2018-09	CT#81	CP-182062	0004	1	F	Corrections to EBI Assignment	15.1.0
2018-09	CT#81	CP-182062	0005	1	F	Clarify Max number of reports and Max duration of reporting in alignment with stage 2	15.1.0
2018-09	CT#81	CP-182062	0006		F	N1/N2 Message Transfer Temporary Reject	15.1.0
2018-09	CT#81	CP-182062	0008		F	Remove AN Type from N1/N2 Message Transfer Request	15.1.0
2018-09	CT#81	CP-182165	0009	2	F	Update SeafData as per agreements in SA3	15.1.0
2018-09	CT#81	CP-182062	0010	1	F	Include TimeStamp in AMF Event Notification	15.1.0
2018-09	CT#81	CP-182062	0011		F	Provide Domain Selection Info	15.1.0
2018-09	CT#81	CP-182062	0012	1	F	RAN UE NGAP ID in RegistrationContextContainer	15.1.0
2018-09	CT#81	CP-182062	0013	1	F	NG-RAN TargetID in RegistrationContextContainer	15.1.0
2018-09	CT#81	CP-182062	0014	3	F	BackUp AMF Info	15.1.0
2018-09	CT#81	CP-182062	0015		F	Description of N1N2TransferFailureNotification Operation	15.1.0
2018-09	CT#81	CP-182062	0016	1	F	Add Quotes for Runtime Expression	15.1.0
2018-09	CT#81	CP-182062	0017		F	Callback URI for N2InfoNotify during N2 based handover	15.1.0
2018-09	CT#81	CP-182062	0018	1	F	Resolve Editor's Note on regular expression pattern	15.1.0
2018-09	CT#81	CP-182095	0019	4	F	Location Service ProvideLocationInfo	15.1.0
2018-09	CT#81	CP-182062	0020	2	F	Location Service ProvidePositioningInfo	15.1.0
2018-09	CT#81	CP-182062	0021	2	F	N1N2MessageTransfer Rejection due to SAR	15.1.0
2018-09	CT#81	CP-182062	0022	3	F	N2 Content Type Definition	15.1.0
2018-09	CT#81	CP-182062	0023		F	Selected TAI in NgRanTargetId	15.1.0
2018-09	CT#81	CP-182062	0024	2	F	Skip Indicator	15.1.0
2018-09	CT#81	CP-182062	0025	1	F	UEContextTransfer Integrity Check Failure	15.1.0
2018-09	CT#81	CP-182068	0026	1	B	Add support for 5G Trace	15.1.0
2018-09	CT#81	CP-182094	0027	3	F	NgApCause Definition	15.1.0
2018-09	CT#81	CP-182062	0028	1	F	N1N2 Transfer Failure Notification	15.1.0
2018-09	CT#81	CP-182062	0029		F	N2 Container Data Type During Handover	15.1.0
2018-09	CT#81	CP-182175	0031	1	F	Correction to RegistrationCompleteNotify	15.1.0
2018-09	CT#81	CP-182062	0032	3	F	N1N2MessageTransfer and Notify for PCF	15.1.0
2018-09	CT#81	CP-182166	0033	3	F	Regular expression pattern for UeContextId parameter in OpenAPI	15.1.0

2018-09	CT#81	CP-182062	0036	2	F	Presence Reporting Area	15.1.0
2018-09	CT#81	CP-182062	0037	1	F	Notification Correlation Id for subscription correlation Id change	15.1.0
2018-09	CT#81	CP-182062	0038	1	F	Default Subscription for Notification to LMF	15.1.0
2018-09	CT#81	CP-182062	0039	1	F	LCS Correlation Identifier in N2Notify	15.1.0
2018-09	CT#81	CP-182062	0040	1	F	Mobility Restriction	15.1.0
2018-09	CT#81	CP-182062	0041		F	Not Allowed Slice	15.1.0
2018-09	CT#81	CP-182062	0042	1	F	UE-AMBR	15.1.0
2018-09	CT#81	CP-182062	0044	1	F	Array Attributes	15.1.0
2018-09	CT#81	CP-182062	0045	2	F	Default Response Codes	15.1.0
2018-09	CT#81	CP-182062	0046		F	AMF service operations	15.1.0
2018-09	CT#81	CP-182048	0047	2	F	Passing NSSF information in N1MessageNotification	15.1.0
2018-09	CT#81	CP-182062	0049	3	F	Clarification on location information in immediate report	15.1.0
2018-09	CT#81	CP-182062	0050	1	F	Resource Figures	15.1.0
2018-09	CT#81	CP-182062	0051		F	Correct reference for Event Report Information	15.1.0
2018-09	CT#81	CP-182062	0052		F	Consistent use of "Correlation Id"	15.1.0
2018-09	CT#81	CP-182062	0053	1	F	API version number update	15.1.0
2018-09	CT#81	CP-182062	0054	1	F	Custom Operation Name Correction for EBI Assignment	15.1.0
2018-09	CT#81	CP-192096	0055		F	Correction of CorrelationId Reference in OpenAPI	15.1.0
2018-12	CT#82	CP-183020	56	1	F	Editorial Corrections	15.2.0
2018-12	CT#82	CP-183020	57		F	Usage for EnableUEReachability Service Operation	15.2.0
2018-12	CT#82	CP-183020	58	1	F	Update to SeafData	15.2.0
2018-12	CT#82	CP-183232	60	4	F	Transfer UE Radio Capability between AMFs	15.2.0
2018-12	CT#82	CP-183020	61	2	F	Notification of the change of the PCF	15.2.0
2018-12	CT#82	CP-183020	62	1	F	Information in N1MessageNotify	15.2.0
2018-12	CT#82	CP-183020	63		F	Event Exposure	15.2.0
2018-12	CT#82	CP-183020	64		F	Correct the references	15.2.0
2018-12	CT#82	CP-183020	65	5	F	Subscription lifetime	15.2.0
2018-12	CT#82	CP-183020	67		F	Corrections to TADS Query API	15.2.0
2018-12	CT#82	CP-183020	69	5	F	Transfer of Group Id Suscriptions	15.2.0
2018-12	CT#82	CP-183020	70	1	F	Attributes corrections for RegistrationContextContainer and MmContext	15.2.0
2018-12	CT#82	CP-183020	71	1	F	Correction on tables	15.2.0
2018-12	CT#82	CP-183020	72		F	Mandatory Status Code Correction	15.2.0
2018-12	CT#82	CP-183020	74	1	F	N2InfoNotify correction for Handover Confirm	15.2.0
2018-12	CT#82	CP-183020	75	1	F	Naming convention of provideLocInfo and providePosInfo	15.2.0
2018-12	CT#82	CP-183020	76	2	F	OpenAPI specification alignments	15.2.0
2018-12	CT#82	CP-183020	77	1	F	Remove Duplicated Common Application Errors	15.2.0
2018-12	CT#82	CP-183020	78		F	Required routingId	15.2.0
2018-12	CT#82	CP-183020	79	1	F	Resource URIs Alignment	15.2.0
2018-12	CT#82	CP-183020	80		F	Seaf data type correction	15.2.0
2018-12	CT#82	CP-183020	81		F	UeContextId Pattern Complement	15.2.0
2018-12	CT#82	CP-183020	82		F	Use RefToBinaryData from common data types	15.2.0
2018-12	CT#82	CP-183020	83	3	F	Range Definition in OpenAPI	15.2.0
2018-12	CT#82	CP-183020	84		F	sessionId in N1N2MessageTransferReqData	15.2.0
2018-12	CT#82	CP-183020	85	1	F	New rejection cause for UE in CM-IDLE state	15.2.0
2018-12	CT#82	CP-183151	86	8	F	Notifying Subscription ID Change	15.2.0
2018-12	CT#82	CP-183020	87	1	F	SMF Reallocation requested Indication	15.2.0
2018-12	CT#82	CP-183020	88	1	F	Paging Policy Indicator	15.2.0
2018-12	CT#82	CP-183020	89	1	F	EPS bearer identity	15.2.0
2018-12	CT#82	CP-183020	90	1	F	29518 CR cardinality	15.2.0
2018-12	CT#82	CP-183020	92	1	F	Editorial Correction to PduSessionContext	15.2.0
2018-12	CT#82	CP-183020	93	1	F	Global RAN Node ID in RegistrationContextContainer	15.2.0
2018-12	CT#82	CP-183154	97	2	F	Update of Subscription Lifetime	15.2.0
2018-12	CT#82	CP-183020	98	1	F	EBI Allocation Rejection Cause	15.2.0
2018-12	CT#82	CP-183020	100	2	F	UE Context Transfer during initial registration via another access type	15.2.0
2018-12	CT#82	CP-183020	101	1	F	RAN Status Transfer Transparent Container in N2 based handover	15.2.0
2018-12	CT#82	CP-183020	103	1	F	NgapleType for X2 and N2 based handover	15.2.0
2018-12	CT#82	CP-183020	104		F	Update of N1N2 Message Operations	15.2.0
2018-12	CT#82	CP-183020	105	1	F	Clarify the handling of EBI assignment	15.2.0
2018-12	CT#82	CP-183020	106		F	Align Usage of Tags	15.2.0
2018-12	CT#82	CP-183020	107	1	F	Altitude in Provide Positioning Information	15.2.0
2018-12	CT#82	CP-183020	108		F	AmfStatusChangeSubscribe Modify in Resource Table	15.2.0
2018-12	CT#82	CP-183020	109	1	F	API Root	15.2.0
2018-12	CT#82	CP-183020	110	1	F	Case Convention	15.2.0
2018-12	CT#82	CP-183020	111	1	F	Clarification of ProvideLocInfo when CM-CONNECTED	15.2.0
2018-12	CT#82	CP-183020	118	1	F	N1 N2 Message for Positioning	15.2.0
2018-12	CT#82	CP-183020	119	3	F	N3GPP DDN handling when UE CM-IDLE on N3GPP	15.2.0
2018-12	CT#82	CP-183020	121	1	F	Alignment on TADS Query	15.2.0
2018-12	CT#82	CP-183020	122	1	F	Configuration Transfer procedure over N14	15.2.0
2018-12	CT#82	CP-183020	123		F	N1N2MessageTransfer Request message	15.2.0

2018-12	CT#82	CP-183020	124	2	F	UDM group Id	15.2.0
2018-12	CT#82	CP-183020	125		F	Warning Request Transfer Procedure	15.2.0
2018-12	CT#82	CP-183020	126	1	F	Location Header	15.2.0
2018-12	CT#82	CP-183020	127		F	Remove duplicate references	15.2.0
2018-12	CT#82	CP-183020	128	1	F	429 Response Codes	15.2.0
2018-12	CT#82	CP-183020	129		F	API Version	15.2.0
2018-12	CT#82	CP-183020	130	1	F	Oauth2 correction	15.2.0
2018-12	CT#82	CP-183191	131		F	Editorial Correction to AMF Event Type Enumeration	15.2.0
2018-12	CT#82	CP-183229	132		F	Correction to OpenAPI definition of UeContextTransferRespData	15.2.0
2019-03	CT#83	CP-190025	133	1	F	OpenAPI correction for HTTP method of EnableUEReachability	15.3.0
2019-03	CT#83	CP-190025	134		F	PDU sessions not accepted by target AMF in N2 based handover	15.3.0
2019-03	CT#83	CP-190025	135	1	F	Sending Secondary RAT usage over N14 during N2 handover with AMF change	15.3.0
2019-03	CT#83	CP-190025	136		F	SM Context URI in UE context	15.3.0
2019-03	CT#83	CP-190025	137	2	F	UE policy delivery and control	15.3.0
2019-03	CT#83	CP-190025	138		F	Correct Event Exposure Service Description	15.3.0
2019-03	CT#83	CP-190025	139	2	F	Simplify N1N2MessageTransfer when UE is in CM-IDLE	15.3.0
2019-03	CT#83	CP-190025	140	2	F	Update EBIAssignment Service Operation to Align with Stage 2	15.3.0
2019-03	CT#83	CP-190025	141	1	F	Corrections to the HTTP methods and URI	15.3.0
2019-03	CT#83	CP-190025	143	1	F	Correction to Reponse Code for Positioning Failed	15.3.0
2019-03	CT#83	CP-190025	144	1	F	Essential Clarification on Event Subscription Creation	15.3.0
2019-03	CT#83	CP-190025	145	1	F	OpenAPI Syntax Correction	15.3.0
2019-03	CT#83	CP-190025	146	1	F	Reference Id	15.3.0
2019-03	CT#83	CP-190025	148	1	F	SMF Service Instance during AMF change	15.3.0
2019-03	CT#83	CP-190025	149	1	F	GMLC URI for Namf_Location EventNotify	15.3.0
2019-03	CT#83	CP-190025	150	1	F	Correction of keyAmfChangeInd	15.3.0
2019-03	CT#83	CP-190025	151	1	F	N2SmlInformation in UeContextCreateData & UeContextCreatedData	15.3.0
2019-03	CT#83	CP-190025	153		F	API version update	15.3.0
2019-06	CT#84	CP-191036	154		F	ngapCause in UeContextCreatedData	15.4.0
2019-06	CT#84	CP-191036	160		F	Correction N1 N2 Message Transfer when CM-IDLE	15.4.0
2019-06	CT#84	CP-191036	161		F	Correction on CR0021 implementation	15.4.0
2019-06	CT#84	CP-191036	162		F	Event Notify Failure Response	15.4.0
2019-06	CT#84	CP-191036	164		F	UE Identities for Event Notification	15.4.0
2019-06	CT#84	CP-191036	155	1	F	Content Type	15.4.0
2019-06	CT#84	CP-191036	163	1	F	LPP Handling	15.4.0
2019-06	CT#84	CP-191036	165	1	F	AMF Event Alignment	15.4.0
2019-06	CT#84	CP-191036	166	1	F	Missing Loss Of Connectivity Event	15.4.0
2019-06	CT#84	CP-191036	171	2	F	Storage of OpenAPI specification files	15.4.0
2019-06	CT#84	CP-191036	172	1	F	Location header in redirect response	15.4.0
2019-06	CT#84	CP-191036	173	1	F	LMF Service Instance Id for N1N2MessageTransfer	15.4.0
2019-06	CT#84	CP-191036	174		F	Remove Subscribed-Data-Report event type and SARI data type	15.4.0
2019-06	CT#84	CP-191036	175	1	F	Correction in PwsInformation Parameter	15.4.0
2019-06	CT#84	CP-191036	177	1	F	Copyright Note in OpenAPI Spec	15.4.0
2019-06	CT#84	CP-191036	178	1	F	Correction on EBI in PDU session context	15.4.0
2019-06	CT#84	CP-191036	179	1	F	Major API version	15.4.0
2019-06	CT#84	CP-191036	181	1	F	Status code of Namf_EventExposure Unsubscribe service operation	15.4.0
2019-06	CT#84	CP-191036	187		F	3GPP TS 29.518 API version update	15.4.0
2019-06	CT#84	CP-191046	182	2	F	Corrections of the references to retrieve Callback URI from NRF for N1 and N2 notifications	16.0.0
2019-06	CT#84	CP-191049	159	2	B	Updates to CreateUEContext for eNS Support	16.0.0
2019-06	CT#84	CP-191054	168	3	B	Update N2InformationNotification for I-SMF insertion, change and removal	16.0.0
2019-06	CT#84	CP-191050	184	3	B	Add NB-IoT specific UE Radio Access Capability in UE context	16.0.0
2019-06	CT#84	CP-191050	185	1	B	Update to the UeContextTransfer service for adding Gap timer	16.0.0
2019-06	CT#84	CP-191048	186		B	3GPP TS 29.518 API version update	16.0.0
2019-09	CT#85	CP-192110	0189	2	A	Wrong Cardinality of IcsSupportedGADShapes in RequestPosInfo	16.1.0
2019-09	CT#85	CP-192128	0190	1	F	Correction for ngapMessageType	16.1.0
2019-09	CT#85	CP-192128	0191	1	F	NonUeN2InfoUnscrib for PWS	16.1.0
2019-09	CT#85	CP-192188	0193	1	B	Transfer 5G SRVCC Parameters between AMFs	16.1.0
2019-09	CT#85	CP-192193	0194	1	B	CreateUEContext – I-SMF and SM Context ID Information	16.1.0
2019-09	CT#85	CP-192110	0197	1	A	Use of ARP value for Priority Paging	16.1.0
2019-09	CT#85	CP-192193	0198	1	B	Correction of the smfChangeIndication	16.1.0
2019-09	CT#85	CP-192110	0200		A	Signalling Old GUAMI to target AMF during the AMF planned removal procedure	16.1.0
2019-09	CT#85	CP-192128	0201	1	F	5GS User State retrieval	16.1.0
2019-09	CT#85	CP-192128	0202	1	F	Forwarding UL N2 message to target AMF during AMF planned removal procedure	16.1.0
2019-09	CT#85	CP-192128	0203	1	F	MT SMS to UE in RRC INACTIVE state with NG-RAN paging failure	16.1.0
2019-09	CT#85	CP-192128	0205		F	Corrections to Mapped Service Operations of Namf_Communication service	16.1.0
2019-09	CT#85	CP-192110	0208	1	A	Missing Location header	16.1.0



2019-09	CT#85	CP-192110	0210	1	A	Missing status codes	16.1.0
2019-09	CT#85	CP-192134	0211		B	Transfer Information of MA PDU Session between AMFs	16.1.0
2019-09	CT#85	CP-192110	0214	3	A	OpenAPI Correction on Location Header	16.1.0
2019-09	CT#85	CP-192128	0215		F	Error response of the EBIAssignment	16.1.0
2019-09	CT#85	CP-192135	0216		B	Namf_EventExposure service invoked by NWDAF	16.1.0
2019-09	CT#85	CP-192193	0217		B	ETSUN_N1N2MessageTransfer Failure due to SM Context relocation needed	16.1.0
2019-09	CT#85	CP-192132	0218	1	F	Service Gap Time	16.1.0
2019-09	CT#85	CP-192132	0221	2	B	HLCom extended buffering in MT Service	16.1.0
2019-09	CT#85	CP-192132	0223	2	B	Small Data Rate Control Status	16.1.0
2019-09	CT#85	CP-192123	0224	1	F	Example of HTTP multipart message	16.1.0
2019-09	CT#85	CP-192132	0225	1	B	Extended Buffering Support in Communication Service	16.1.0
2019-09	CT#85	CP-192120	0227		F	3GPP TS 29.518 API version update	16.1.0
2019-10						Corrupted references fixed	16.1.1
2019-12	CT#86	CP-193051	0229	1	B	Target Access type in N1N2MessageTransfer Request for a MA PDU session	16.2.0
2019-12	CT#86	CP-193036	0230		F	egiList and ncgiList in N2InformationTransferReqData not needed	16.2.0
2019-12	CT#86	CP-193056	0231		B	Event exposure between AMF and SMF	16.2.0
2019-12	CT#86	CP-193051	0233	1	B	MA PDU session accepted indication	16.2.0
2019-12	CT#86	CP-193031	0235	1	A	Source AMF NGAP ID	16.2.0
2019-12	CT#86	CP-193031	0239		A	N1N2MessageTransfer request during an on-going handover procedure	16.2.0
2019-12	CT#86	CP-193036	0240		B	RIM Information Transfer procedure	16.2.0
2019-12	CT#86	CP-193046	0241		B	User location report	16.2.0
2019-12	CT#86	CP-193055	0244	4	B	Update the service operation of AMF	16.2.0
2019-12	CT#86	CP-193031	0246		A	Correction to ProvideLocInfo	16.2.0
2019-12	CT#86	CP-193062	0248	3	B	Transferring UE Radio Capability ID between AMFs	16.2.0
2019-12	CT#86	CP-193031	0250	1	A	Reference correction	16.2.0
2019-12	CT#86	CP-193048	0251	1	F	Reference correction	16.2.0
2019-12	CT#86	CP-193049	0253	1	F	Correction on MT Enable UE Reachability	16.2.0
2019-12	CT#86	CP-193063	0254		F	Excluding security context in the UE context	16.2.0
2019-12	CT#86	CP-193049	0255	1	B	Adding Rate Control attributes to N1N2messageTransferReq data type	16.2.0
2019-12	CT#86	CP-193049	0256	2	B	Mobile Terminated Data Transfer for Control Plane Clot 5GS Optimisation	16.2.0
2019-12	CT#86	CP-193036	0257	1	F	PDU Session Release for UE in RRC INACTIVE state with NG-RAN paging failure	16.2.0
2019-12	CT#86	CP-193036	0260	2	F	Add Corresponding OpenAPI descriptions in clause 5.1	16.2.0
2019-12	CT#86	CP-193164	0261	2	B	Updating support for subscription-based access restriction	16.2.0
2019-12	CT#86	CP-193166	0262	2	B	AMF Location Service Operations for a Commercial and Deferred 5GC-MT-LR	16.2.0
2019-12	CT#86	CP-193055	0263	1	B	LMF identification for LMF change	16.2.0
2019-12	CT#86	CP-193055	0264	1	B	Location Service ProvidePositioningInfo	16.2.0
2019-12	CT#86	CP-193122	0266	2	B	NF/NF Service Set ID in UE Context Transfer	16.2.0
2019-12	CT#86	CP-193031	0268	1	A	Definition of hpcfld	16.2.0
2019-12	CT#86	CP-193080	0270	3	A	Secondary RAT Data Usage Report	16.2.0
2019-12	CT#86	CP-193055	0273	1	B	AMF forwarding Location services messages between UE and LMF	16.2.0
2019-12	CT#86	CP-193044	0275		F	3GPP TS 29.518 API version update	16.2.0
2020-03	CT#87	CP-200017	0276	3	F	SMF change indication during Inter-AMF registration	16.3.0
2020-03	CT#87	CP-200020	0277	3	F	DNN encoding in Namf_Communication API	16.3.0
2020-03	CT#87	CP-200043	0279	2	F	smsSupport attribute in UE context	16.3.0
2020-03	CT#87	CP-200043	0280	2	F	AMF event subscription without the "options" attribute	16.3.0
2020-03	CT#87	CP-200039	0281	2	D	Editorial corrections	16.3.0
2020-03	CT#87	CP-200043	0282	1	F	Correction of typos	16.3.0
2020-03	CT#87	CP-200043	0283	2	F	Class indication in subscription response	16.3.0
2020-03	CT#87	CP-200043	0284	3	F	Cause values for PWS errors detected by AMF	16.3.0
2020-03	CT#87	CP-200039	0285	2	F	Correction - formatting consistency	16.3.0
2020-03	CT#87	CP-200020	0286	1	B	29518 CR optionality of ProblemDetails	16.3.0
2020-03	CT#87	CP-200031	0287	1	B	Additional Access Type in UE Context Transfer	16.3.0
2020-03	CT#87	CP-200017	0288	1	B	Granularity of the SMF change Indication	16.3.0
2020-03	CT#87	CP-200179	0289	1	B	V2X information in UE Context	16.3.0
2020-03	CT#87	CP-200178	0290	1	B	Availability after DDN Failure	16.3.0
2020-03	CT#87	CP-200020	0294	1	B	Ongoing registration or handover during paging	16.3.0
2020-03	CT#87	CP-200033	0295	1	B	5G Clot Attribute in UeContext	16.3.0
2020-03	CT#87	CP-200030	0296	2	B	Event Exposure invoked by NWDAF	16.3.0
2020-03	CT#87	CP-200017	0297	1	F	V-SMF insertion or removal	16.3.0
2020-03	CT#87	CP-200033	0298		F	Feature definition for support of Clot features	16.3.0
2020-03	CT#87	CP-200033	0299		F	Mobile Terminated Data	16.3.0
2020-03	CT#87	CP-200043	0300		F	UE_IN_NON_ALLOWED_AREA error in EnableUEReachability response	16.3.0
2020-03	CT#87	CP-200035	0302	1	B	SUPI pattern	16.3.0
2020-03	CT#87	CP-200018	0303		B	LCS service authorization	16.3.0
2020-03	CT#87	CP-200018	0305	3	B	Cm state exposure	16.3.0
2020-03	CT#87	CP-200052	0306		F	3GPP TS 29.518 API Rel16 API External doc update	16.3.0

2020-06	CT#88e	CP-201054	0307		F	Storage of YAML files in ETSI Forge	16.4.0
2020-06	CT#88e	CP-201031	0308		F	V-SMF and I-SMF service instance Id	16.4.0
2020-06	CT#88e	CP-201054	0309	1	F	N1N2Transfer Failure Notification for UEs in RRC Inactive state	16.4.0
2020-06	CT#88e	CP-201045	0310	1	B	NPN extensions for Inter-AMF N2 Handover	16.4.0
2020-06	CT#88e	CP-201054	0311	1	F	Supported Headers Tables for Response codes 2xx and 3xx	16.4.0
2020-06	CT#88e	CP-201054	0312	1	F	Binary Data Types Table	16.4.0
2020-06	CT#88e	CP-201046	0313	1	B	Maximum UP resources activation of 2 PDU sessions	16.4.0
2020-06	CT#88e	CP-201054	0314	1	F	Add new Notifications Overview Tables	16.4.0
2020-06	CT#88e	CP-201054	0315		F	subscriptionId in AmfCreatedEventSubscription and AmfEventReport	16.4.0
2020-06	CT#88e	CP-201054	0316		F	Non-delivery of N1 message to UE due to Xn/N2 handover	16.4.0
2020-06	CT#88e	CP-201054	0318		F	Reference Corrections	16.4.0
2020-06	CT#88e	CP-201034	0319	1	F	Optionality of ProblemDetails in TS29.518 cleanup	16.4.0
2020-06	CT#88e	CP-201034	0321		F	Default LocationFilter	16.4.0
2020-06	CT#88e	CP-201067	0322	2	B	MDT Configuration	16.4.0
2020-06	CT#88e	CP-201043	0323	2	B	Update the event subscription and notification on area of interest	16.4.0
2020-06	CT#88e	CP-201047	0324	2	B	Authentication and Authorization status	16.4.0
2020-06	CT#88e	CP-201048	0325	1	F	Stage 2 procedures for wireline access	16.4.0
2020-06	CT#88e	CP-201048	0326	1	F	TWAP ID change reporting	16.4.0
2020-06	CT#88e	CP-201054	0328	2	F	Periodic reporting	16.4.0
2020-06	CT#88e	CP-201054	0330	1	F	Reasons for loss of connectivity	16.4.0
2020-06	CT#88e	CP-201023	0331	2	F	UEContextTransfer - N3IWF/W-AGF/TNGF ID and RAN NGAP ID	16.4.0
2020-06	CT#88e	CP-201018	0339	2	A	Binary IE Encoding	16.4.0
2020-06	CT#88e	CP-201054	0340	1	F	Broadcast Empty Area List	16.4.0
2020-06	CT#88e	CP-201044	0341	1	F	Clarification on EBI Allocation for MAPDU	16.4.0
2020-06	CT#88e	CP-201032	0342		F	Correct Reference on Location Procedures	16.4.0
2020-06	CT#88e	CP-201046	0343	4	B	UE Maximum Availability Time	16.4.0
2020-06	CT#88e	CP-201023	0344	3	A	Event of UE Reachability	16.4.0
2020-06	CT#88e	CP-201032	0345	1	F	GUAMI in N1/N2 Message Notification	16.4.0
2020-06	CT#88e	CP-201032	0346	1	F	LCS Correlation Id for NRPPa Transfer	16.4.0
2020-06	CT#88e	CP-201054	0347	1	F	PWS Message Transfer Precedence	16.4.0
2020-06	CT#88e	CP-201054	0348	1	F	Data type column in Resource URI variables Table	16.4.0
2020-06	CT#88e	CP-201054	0349	1	F	Add custom operation Name	16.4.0
2020-06	CT#88e	CP-201046	0350	2	B	Monitoring Event Information	16.4.0
2020-06	CT#88e	CP-201032	0351	2	F	LMF indicating access type for transmission of LPP message	16.4.0
2020-06	CT#88e	CP-201032	0352	1	F	UePrivacyRequirements for Location Request	16.4.0
2020-06	CT#88e	CP-201044	0354	1	F	Condition of MA-PDU Session Context Transfer	16.4.0
2020-06	CT#88e	CP-201054	0355	1	F	N2 PDU Session Modification for a UE in CM-IDLE state	16.4.0
2020-06	CT#88e	CP-201032	0356	1	F	GMLC authorization in RequestPosInfo	16.4.0
2020-06	CT#88e	CP-201197	0357	1	F	PC5 policy container from PCF	16.4.0
2020-06	CT#88e	CP-201054	0358	2	F	Maximum number of reports	16.4.0
2020-06	CT#88e	CP-201054	0359		F	Correction for implementation error	16.4.0
2020-06	CT#88e	CP-201032	0362	1	B	Indication of control plane Clot 5GS optimization to an LMF	16.4.0
2020-06	CT#88e	CP-201043	0367	1	F	Sampling ratio for AMF event exposure	16.4.0
2020-06	CT#88e	CP-201032	0368	1	F	The result of location verification by UE	16.4.0
2020-06	CT#88e	CP-201043	0369	2	F	AMF event exposure for any UE	16.4.0
2020-06	CT#88e	CP-201018	0371	1	A	pwdErrorInfo should be pwsErrorInfo in openAPI	16.4.0
2020-06	CT#88e	CP-201073	0375		F	29.518 Rel-16 API version and External doc update	16.4.0
2020-09	CT#89e	CP-202097	0376	2	F	DAPS Handover information	16.5.0
2020-09	CT#89e	CP-202114	0378	3	F	Clarification on hSmfId in PduSessionContext transferred to target AMF	16.5.0
2020-09	CT#89e	CP-202093	0379	2	F	Clairification on Max Number of Reports	16.5.0
2020-09	CT#89e	CP-202093	0380	2	F	Event Reort in Response to AMF Event Subscription Update	16.5.0
2020-09	CT#89e	CP-202109	0381	1	F	SNSSAI during mobility procedure	16.5.0
2020-09	CT#89e	CP-202093	0382		F	Callback URI correction	16.5.0
2020-09	CT#89e	CP-202093	0383	1	A	Definition of DRX	16.5.0
2020-09	CT#89e	CP-202093	0384	2	A	Cardinality of AmfUpdateEventSubscriptionItem	16.5.0
2020-09	CT#89e	CP-202093	0385		F	Identifier of the NF service consumer sending an N1 message	16.5.0
2020-09	CT#89e	CP-202093	0386		F	Clarifications to EBI Assignment procedure	16.5.0
2020-09	CT#89e	CP-202043	0388		A	Correction of UE Context Transfer payload in case of UE initial registration	16.5.0
2020-09	CT#89e	CP-202043	0392	1	A	Registration Status Update for PCF for UE Policy	16.5.0
2020-09	CT#89e	CP-202093	0394	1	F	Additional Prald	16.5.0
2020-09	CT#89e	CP-202093	0395	1	F	PCF Group Id	16.5.0
2020-09	CT#89e	CP-202040	0397	1	A	Selected EPS NAS Security Algorithm_Rel16	16.5.0
2020-09	CT#89e	CP-202112	0398	1	F	Removal of EN on CP 5G Clot Optimisation	16.5.0
2020-09	CT#89e	CP-202112	0399	1	F	Correction of Notification or Verification only for UE Positioning	16.5.0
2020-09	CT#89e	CP-202108	0400	2	F	Managing RACS ID for mobility across ePLMNs	16.5.0
2020-09	CT#89e	CP-202093	0401	1	F	Correction of n2InfoNotifyUrl in figures	16.5.0
2020-09	CT#89e	CP-202112	0402	2	F	Add Response Codes on operation provide-pos-info	16.5.0
2020-09	CT#89e	CP-202112	0403		F	Corrections on N2InformationNotification	16.5.0
2020-09	CT#89e	CP-202096	0407		F	29.518 Rel-16 API version and External doc update	16.5.0
2020-12	CT#90e	CP-203050	0409	1	F	Broadcast of Assistance Data by an LMF	16.6.0
2020-12	CT#90e	CP-203050	0410	1	F	Serving Cell Id in N1MessageNotification	16.6.0

2020-12	CT#90e	CP-203080	0411	3	F	Supplement to UeContext	16.6.0
2020-12	CT#90e	CP-203030	0413		F	Clarification on usage of "locationAge" and "geoInfo" in ProvideLocInfo	16.6.0
2020-12	CT#90e	CP-203030	0414		F	Incorrect NOTE	16.6.0
2020-12	CT#90e	CP-203163	0415	1	F	HTTP 3xx redirection	16.6.0
2020-12	CT#90e	CP-203048	0417	1	F	IMS AS query for UE IP Reachability	16.6.0
2020-12	CT#90e	CP-203035	0418	1	F	UE Reachability Status Change	16.6.0
2020-12	CT#90e	CP-203040	0420	2	F	Transfer N2 SM Info Received from SMF to Target AMF	16.6.0
2020-12	CT#90e	CP-203048	0421	2	F	Miscellaneous corrections	16.6.0
2020-12	CT#90e	CP-203045	0422	1	F	Partial failure of event subscription	16.6.0
2020-12	CT#90e	CP-203054	0423		F	SBI Binding Level	16.6.0
2020-12	CT#90e	CP-203030	0425	2	F	Current location of a UE	16.6.0
2020-12	CT#90e	CP-203030	0426	1	F	CreateUEContext Failue	16.6.0
2020-12	CT#90e	CP-203041	0430	1	F	Event Subscription Synchronization	16.6.0
2020-12	CT#90e	CP-203054	0431	1	F	HPCF Set Id	16.6.0
2020-12	CT#90e	CP-203027	0433	1	A	Initial Location	16.6.0
2020-12	CT#90e	CP-203030	0437	3	F	Corrections for unused data types and OperationId in OpenAPI	16.6.0
2020-12	CT#90e	CP-203048	0438		F	User Location	16.6.0
2020-12	CT#90e	CP-203027	0439		A	Event subscription update	16.6.0
2020-12	CT#90e	CP-203036	0441		F	29.518 Rel-16 API version and External doc update	16.6.0
2020-12	CT#90e	CP-203064	0412	1	F	Essential corrections	17.0.0
2020-12	CT#90e	CP-203057	0424	1	F	EBI and ARP mapping update	17.0.0
2020-12	CT#90e	CP-203057	0427		F	N51 interface between NEF and AMF	17.0.0
2020-12	CT#90e	CP-203055	0442		F	29.518 Rel-17 API version and External doc update	17.0.0
2021-03	CT#91e	CP-210178	0443	2	F	Subscription not found inconsistency	17.1.0
2021-03	CT#91e	CP-210021	0444	2	B	NF discovery based on SUCI information	17.1.0
2021-03	CT#91e	CP-210177	0446	2	A	Handover Reject during EPS to 5GS Handover with AMF Re-allocation	17.1.0
2021-03	CT#91e	CP-210157	0448	1	A	Handover Cancel during EPS to 5GS Handover with AMF Re-allocation	17.1.0
2021-03	CT#91e	CP-210159	0450	1	A	Encoding of Forward Relocation Request	17.1.0
2021-03	CT#91e	CP-210040	0452	1	A	DNN and Selected DNN	17.1.0
2021-03	CT#91e	CP-210037	0454	1	A	Binding information of AMF event subscriptions	17.1.0
2021-03	CT#91e	CP-210173	0456		A	Error Responses for Indirect Communication	17.1.0
2021-03	CT#91e	CP-210043	0458	1	A	UE context transfer during Inter-PLMN mobility registration	17.1.0
2021-03	CT#91e	CP-210043	0460		A	User Location in ProvideLocInfo	17.1.0
2021-03	CT#91e	CP-210059	0462		A	EBI allocation for Emergency PDU sessions	17.1.0
2021-03	CT#91e	CP-210059	0464	1	A	Implementation error	17.1.0
2021-03	CT#91e	CP-210049	0468	2	A	Interworking S-NSSAI during EPS to 5GS handover with AMF Relocation	17.1.0
2021-03	CT#91e	CP-210041	0470	1	A	Target Node in Location continuity for handover from NG-RAN	17.1.0
2021-03	CT#91e	CP-210030	0471	1	F	Wrong Reference for Reachable of Regulatory	17.1.0
2021-03	CT#91e	CP-210043	0473	1	A	Corrections on resource and notification URI	17.1.0
2021-03	CT#91e	CP-210043	0475		A	Storage of YAML files	17.1.0
2021-03	CT#91e	CP-210161	0477	1	A	Add the missing MDT parameters for NR	17.1.0
2021-03	CT#91e	CP-210048	0479	1	A	Corrections on Enhanced Coverage information	17.1.0
2021-03	CT#91e	CP-210048	0481	1	A	UE Differentiation Information	17.1.0
2021-03	CT#91e	CP-210021	0482	2	F	Clarification to Communication-Failure-Report	17.1.0
2021-03	CT#91e	CP-210155	0483	3	B	PRA Information update	17.1.0
2021-03	CT#91e	CP-210046	0485		A	4xx codes during event notification	17.1.0
2021-03	CT#91e	CP-210048	0487	1	F	Correction on UE Reachability	17.1.0
2021-03	CT#91e	CP-210046	0489		A	Support of immediate report	17.1.0
2021-03	CT#91e	CP-210029	0490		F	29.518 Rel-17 API version and External doc update	17.1.0
2021-06	CT#92e	CP-211076	0493		A	Indicating the Serving PLMN ID to the Target AMF during inter-AMF handover	17.2.0
2021-06	CT#92e	CP-211076	0495		A	PDU session contexts transfer during a UE initial registration	17.2.0
2021-06	CT#92e	CP-211063	0497	1	A	LMF using AMF event exposure service	17.2.0
2021-06	CT#92e	CP-211065	0499	1	F	PPI mapping	17.2.0
2021-06	CT#92e	CP-211083	0502	1	A	Incomplete Implementation of CR	17.2.0
2021-06	CT#92e	CP-211047	0503	2	F	RAN Node Level Location Accuracy	17.2.0
2021-06	CT#92e	CP-211054	0504	2	F	UE Reachability with Not Allowed Areas	17.2.0
2021-06	CT#92e	CP-211023	0507	1	F	hNRF from NSSF in home PLMN	17.2.0
2021-06	CT#92e	CP-211058	0508		F	OpenAPI Reference	17.2.0
2021-06	CT#92e	CP-211059	0511		F	NF type of consumer subscribing to AMF event	17.2.0
2021-06	CT#92e	CP-211039	0512	1	B	Authorization and QoS data for ProSe services	17.2.0
2021-06	CT#92e	CP-211036	0513	2	B	Event Exposure enhancement with Partitioning criteria at AMF	17.2.0
2021-06	CT#92e	CP-211067	0515	2	A	Maximum Response Time in the EE subscription request	17.2.0
2021-06	CT#92e	CP-211028	0518		F	Data Type Description for Namf_MT Service API	17.2.0
2021-06	CT#92e	CP-211028	0519		F	Data Type Description for Namf_Location Service API	17.2.0
2021-06	CT#92e	CP-211030	0521	1	B	New parameter Subscribed-UE-Slice-MBR added	17.2.0
2021-06	CT#92e	CP-211028	0522	1	F	Terminating Domain Selection request during on-going Registration	17.2.0

2021-06	CT#92e	CP-211028	0523	2	F	Network Triggered Service Request for UE in CM-CONNECTED state outside of the validity area included in N1N2MessageTransfer Request	17.2.0
2021-06	CT#92e	CP-211065	0525		A	Network Provided Location Information for non-3GPP access	17.2.0
2021-06	CT#92e	CP-211076	0527	1	A	Group subscription transfer during inter-AMF mobility	17.2.0
2021-06	CT#92e	CP-211077	0529	1	A	IAB Authorization for Inter-AMF handover	17.2.0
2021-06	CT#92e	CP-211026	0530	1	B	GMLC using AMF event exposure service	17.2.0
2021-06	CT#92e	CP-211032	0531	1	B	N1N2MessageTransfer supporting MUSIM	17.2.0
2021-06	CT#92e	CP-211026	0533	1	B	Add Local location	17.2.0
2021-06	CT#92e	CP-211076	0535	1	A	Registration with AMF re-direction	17.2.0
2021-06	CT#92e	CP-211036	0536	1	B	Analytics subscription information	17.2.0
2021-06	CT#92e	CP-211036	0537	1	B	S-NSSAIs per TA mapping event	17.2.0
2021-06	CT#92e	CP-211059	0541		A	Redirect Response for Namf_Communication	17.2.0
2021-06	CT#92e	CP-211036	0545	1	B	Support of Mute Reporting	17.2.0
2021-06	CT#92e	CP-211059	0546		A	Redirect Response for Namf_EventExposure	17.2.0
2021-06	CT#92e	CP-211059	0548		A	Redirect Response for Namf_MT	17.2.0
2021-06	CT#92e	CP-211059	0550	1	A	Redirect Response for Namf_Location	17.2.0
2021-06	CT#92e	CP-211059	0555	1	A	Missing 307 and 308 for Namf_Communication	17.2.0
2021-06	CT#92e	CP-211028	0556	1	F	Data Type Description for Namf_Communication Service API	17.2.0
2021-06	CT#92e	CP-211028	0557	1	F	Data Type Description for Namf_EventExposure Service API	17.2.0
2021-06	CT#92e	CP-211028	0558	1	F	Corrections on cardinality issues	17.2.0
2021-06	CT#92e	CP-211062	0564		A	hSmfId in PduSessionContext transferred to target AMF	17.2.0
2021-06	CT#92e	CP-211050	0565		F	29.518 Rel-17 API version and External doc update	17.2.0
2021-09	CT#93e	CP-212026	0568		C	Broadcast Empty Area List for Write-Replace-Warning Request NG-RAN	17.3.0
2021-09	CT#93e	CP-212026	0569	1	F	Corrections to NGAP messages	17.3.0
2021-09	CT#93e	CP-212082	0572	1	A	AM Policy Information	17.3.0
2021-09	CT#93e	CP-212051	0573	1	F	The maxReports IE in AmfEvent or AmfEventMode	17.3.0
2021-09	CT#93e	CP-212051	0574		F	Resource archetype correction	17.3.0
2021-09	CT#93e	CP-212041	0575		B	NF Services consumed by DCCF	17.3.0
2021-09	CT#93e	CP-212051	0576		F	Binding Indication	17.3.0
2021-09	CT#93e	CP-212026	0578		F	Missing errors in AMF APIs	17.3.0
2021-09	CT#93e	CP-212034	0580	1	B	Add UE Positioning Capabilities	17.3.0
2021-09	CT#93e	CP-212097	0582		A	3xx description correction for SCP	17.3.0
2021-09	CT#93e	CP-212034	0585	1	B	Multiple QoS Class	17.3.0
2021-09	CT#93e	CP-212037	0586		B	Dynamic management of group based event monitoring	17.3.0
2021-09	CT#93e	CP-212051	0591	1	F	NfInstanceId of CBCF	17.3.0
2021-09	CT#93e	CP-212036	0592		F	Miscellaneous 5G ProSe related corrections and updates	17.3.0
2021-09	CT#93e	CP-212059	0593		F	29.518 Rel-17 API version and External doc update	17.3.0
2021-12	CT#94e	CP-213097	0596		B	Introduction of new AMF services (MBSBroadcast and MBSCommunication) to clauses 4.1 and 5.1	17.4.0
2021-12	CT#94e	CP-213097	0597		B	MBSBroadcast API - Overview of MBSBroadcast service	17.4.0
2021-12	CT#94e	CP-213097	0598	4	B	MBSBroadcast API - ContextCreate service operation	17.4.0
2021-12	CT#94e	CP-213097	0599	2	B	MBSBroadcast API - ContextUpdate service operation	17.4.0
2021-12	CT#94e	CP-213097	0600		B	MBSBroadcast API - ContextRelease service operation	17.4.0
2021-12	CT#94e	CP-213097	0601		B	MBSBroadcast API - Resources and methods overview	17.4.0
2021-12	CT#94e	CP-213097	0602		B	MBSBroadcast API – Resource Definition – Broadcast MBS session contexts collection	17.4.0
2021-12	CT#94e	CP-213097	0603		B	MBSBroadcast API – Resource Definition – Individual broadcast MBS session context	17.4.0
2021-12	CT#94e	CP-213097	0604	3	B	MBSBroadcast API - Data Model & OpenAPI for ContextCreate and ContextStatusNotify service operations	17.4.0
2021-12	CT#94e	CP-213097	0605	3	B	MBSBroadcast API - Data Model & OpenAPI for ContextUpdate service operation	17.4.0
2021-12	CT#94e	CP-213097	0606	1	B	MBSBroadcast API - Data Model & OpenAPI for ContextRelease service operation	17.4.0
2021-12	CT#94e	CP-213097	0608	1	B	Namf_MBSCommunication service description	17.4.0
2021-12	CT#94e	CP-213097	0609	1	B	Namf_MBSCommunication resources and methods	17.4.0
2021-12	CT#94e	CP-213097	0610	2	B	Namf_MBSCommunication data type and openAPI	17.4.0
2021-12	CT#94e	CP-213097	0611	1	B	Namf_MBSCommunication error handling	17.4.0
2021-12	CT#94e	CP-213086	0612	2	F	Transfer UE radio capability for paging between AMFs	17.4.0
2021-12	CT#94e	CP-213112	0613	1	B	UUAA-MM status indication in UE Context	17.4.0
2021-12	CT#94e	CP-213112	0614	1	B	N1N2MessageTransfer update	17.4.0
2021-12	CT#94e	CP-213112	0615	1	B	Notification enhancement with additional filtering	17.4.0
2021-12	CT#94e	CP-213102	0616	1	B	AMF event correction	17.4.0
2021-12	CT#94e	CP-213100	0617	2	B	UEContext for SNPN	17.4.0
2021-12	CT#94e	CP-213097	0618	1	B	EnableGroupReachability service procedure	17.4.0
2021-12	CT#94e	CP-213097	0619	1	B	EnableGroupReachability resource and OpenAPI definition	17.4.0
2021-12	CT#94e	CP-213101	0622	1	B	AM Policy Association modification Time synchronization enhancement	17.4.0
2021-12	CT#94e	CP-213108	0623	2	B	Notification for SM Policy Association Events	17.4.0
2021-12	CT#94e	CP-213096	0624	1	B	Higher Resolution Timestamp for Location Estimates	17.4.0

2021-12	CT#94e	CP-213096	0625	1	F	UE Positioning Capabilities Data Type	17.4.0
2021-12	CT#94e	CP-213085	0627	1	F	Correction on MT service	17.4.0
2021-12	CT#94e	CP-213087	0628	3	F	S-NSSAI in PDU session context	17.4.0
2021-12	CT#94e	CP-213138	0630	1	A	Idle Status Indication	17.4.0
2021-12	CT#94e	CP-213096	0633		B	Add scheduled location time	17.4.0
2021-12	CT#94e	CP-213097	0641		B	MBSBroadcast API - ContextStatusNotify service operation	17.4.0
2021-12	CT#94e	CP-213097	0642		B	MBSBroadcast API – Resource Definition - ContextStatusNotify service operation	17.4.0
2021-12	CT#94e	CP-213117	0643		F	One time location report when the current location cannot be obtained	17.4.0
2021-12	CT#94e	CP-213087	0644	1	B	Minimal Report Interval	17.4.0
2021-12	CT#94e	CP-213117	0645		F	Event Subscription Modification Pattern	17.4.0
2021-12	CT#94e	CP-213138	0647	1	A	Immediate Reporting	17.4.0
2021-12	CT#94e	CP-213138	0649	1	A	Resolve EN for Event Subscription Sync	17.4.0
2021-12	CT#94e	CP-213145	0651	1	A	5GS User State Correction	17.4.0
2021-12	CT#94e	CP-213148	0654	1	A	Essential Correction on N1N2MessageSubscribe for UE Policy	17.4.0
2021-12	CT#94e	CP-213098	0655	1	B	MT_EnableUEReachability supporting MUSIM	17.4.0
2021-12	CT#94e	CP-213098	0656		F	Update MUSIM references	17.4.0
2021-12	CT#94e	CP-213117	0657	1	F	Correcting citation to N1 messages	17.4.0
2021-12	CT#94e	CP-213110	0658	1	B	Addition of UEs for group based event subscription	17.4.0
2021-12	CT#94e	CP-213086	0659		F	3gpp-Sbi-Consumer-Info in UE Context	17.4.0
2021-12	CT#94e	CP-213087	0660	1	F	Corrections related to the description fields in the OpenAPI descriptions	17.4.0
2021-12	CT#94e	CP-213121	0661		F	29.518 Rel-17 API version and External doc update	17.4.0
2022-03	CT#95	<a href="#">CP-220023</a>	0664		F	New application error for ProvideDomainSelectionInfo (T-ADS) for a deregistered UE	17.5.0
2022-03	CT#95	<a href="#">CP-220072</a>	0665		F	Correction to CreateUEContext service operation regarding 5G-SRVCC	17.5.0
2022-03	CT#95	<a href="#">CP-220081</a>	0666	1	A	Release of old access resources during Intra-AMF HO between 3GPP and non-3GPP accesses	17.5.0
2022-03	CT#95	<a href="#">CP-220084</a>	0667	1	A	Secondary RAT data usage reporting over N14 during Inter-AMF handover	17.5.0
2022-03	CT#95	<a href="#">CP-220034</a>	0668	1	B	Schedule location time for AMF	17.5.0
2022-03	CT#95	<a href="#">CP-220051</a>	0669		B	RedCap indication in UE context	17.5.0
2022-03	CT#95	<a href="#">CP-220035</a>	0670		F	Miscellaneous corrections	17.5.0
2022-03	CT#95	<a href="#">CP-220048</a>	0671	1	F	Correction on time synchronization error budget	17.5.0
2022-03	CT#95	<a href="#">CP-220055</a>	0672		F	Essential Clarification for SMF ID in N1 Container	17.5.0
2022-03	CT#95	<a href="#">CP-220049</a>	0673	2	B	UE Access Behavior Trends Event	17.5.0
2022-03	CT#95	<a href="#">CP-220049</a>	0674	2	B	UE Location Trends Event	17.5.0
2022-03	CT#95	<a href="#">CP-220049</a>	0675	1	B	UE MM Transactions Report Event	17.5.0
2022-03	CT#95	<a href="#">CP-220035</a>	0676		B	Correct the IEs included in EnableGroupReachability request	17.5.0
2022-03	CT#95	<a href="#">CP-220035</a>	0677		B	Service operation definition of UEReachabilityInfoNotify	17.5.0
2022-03	CT#95	<a href="#">CP-220035</a>	0678	1	B	Resource and data types definition of UEReachabilityInfoNotify	17.5.0
2022-03	CT#95	<a href="#">CP-220024</a>	0679	1	F	Rerouted Registration Request message	17.5.0
2022-03	CT#95	<a href="#">CP-220024</a>	0681	1	F	Corrections related to the description fields in the OpenAPI descriptions	17.5.0
2022-03	CT#95	<a href="#">CP-220025</a>	0682	1	B	Inter-PLMN mobility of PDU sessions	17.5.0
2022-03	CT#95	<a href="#">CP-220035</a>	0683		F	Miscellaneous corrections to the Namf_MBSBroadcast API	17.5.0
2022-03	CT#95	<a href="#">CP-220035</a>	0684		B	N2 MBS Session Management Information in Namf_MBSBroadcast API	17.5.0
2022-03	CT#95	<a href="#">CP-220035</a>	0685	1	B	N2 MBS Session Management Information in Namf_MBSCCommunication API	17.5.0
2022-03	CT#95	<a href="#">CP-220065</a>	0693		B	Additional Subscribed Policy Request Triggers in 3GPP R17	17.5.0
2022-03	CT#95	<a href="#">CP-220084</a>	0696		A	Essential Correction on Policy Trigger	17.5.0
2022-03	CT#95	<a href="#">CP-220081</a>	0698		A	Missing Subscribed Policy Request Triggers in 3GPP R16	17.5.0
2022-03	CT#95	<a href="#">CP-220025</a>	0699	2	B	SM Context Consistency Validation	17.5.0
2022-03	CT#95	<a href="#">CP-220076</a>	0701	1	A	Add UE triggered policy provisioning procedure in N1MessageNotify operation	17.5.0
2022-03	CT#95	<a href="#">CP-220079</a>	0705		A	V-SMF removal during Inter-AMF registration	17.5.0
2022-03	CT#95	<a href="#">CP-220049</a>	0706		F	Removal of Editor's Note	17.5.0
2022-03	CT#95	<a href="#">CP-220025</a>	0707	1	F	204 No Content in subscription modification response	17.5.0
2022-03	CT#95	<a href="#">CP-220044</a>	0709	1	B	Update on AMF exposure events	17.5.0
2022-03	CT#95	<a href="#">CP-220081</a>	0711	1	A	200 OK in subscription modification response	17.5.0
2022-03	CT#95	<a href="#">CP-220066</a>	0712		F	29.518 Rel-17 API version and External doc update	17.5.0
2022-06	CT#96	<a href="#">CP-221043</a>	0716		F	N1MessageNotify for ProSe	17.6.0
2022-06	CT#96	<a href="#">CP-221023</a>	0717	1	F	NGAP MB-SMF related IE	17.6.0
2022-06	CT#96	<a href="#">CP-221023</a>	0718	1	F	MBS Service Area Information for Location dependent MBS session	17.6.0
2022-06	CT#96	<a href="#">CP-221023</a>	0719		F	MBS Service Area in Namf_MBSCCommunication N2MessageTransfer Request	17.6.0
2022-06	CT#96	<a href="#">CP-221024</a>	0720	2	F	Location dependent MBS broadcast session	17.6.0
2022-06	CT#96	<a href="#">CP-221043</a>	0721		F	pc5QoSPara attribute name in ProseContext data type	17.6.0
2022-06	CT#96	<a href="#">CP-221027</a>	0722		F	Correction of typos in description fields	17.6.0
2022-06	CT#96	<a href="#">CP-221023</a>	0723		F	Paging strategy handling for multicast MBS session	17.6.0

2022-06	CT#96	<a href="#">CP-221039</a>	0724		F	Disaster Roaming Registration	17.6.0
2022-06	CT#96	<a href="#">CP-221027</a>	0725		F	Query parameters not complying with 29.501 naming conventions	17.6.0
2022-06	CT#96	<a href="#">CP-221045</a>	0726	1	F	Released PDU Sessions during Registration	17.6.0
2022-06	CT#96	<a href="#">CP-221045</a>	0727	1	F	Mobility between HPLMN and VPLMN	17.6.0
2022-06	CT#96	<a href="#">CP-221024</a>	0729	3	F	Adding MBS session ID to ContextCreateRspData	17.6.0
2022-06	CT#96	<a href="#">CP-221024</a>	0730	2	F	Adding SNSSAI to ContextCreateReqData	17.6.0
2022-06	CT#96	<a href="#">CP-221024</a>	0733	1	F	Corrections on HTTP Response	17.6.0
2022-06	CT#96	<a href="#">CP-221024</a>	0734	1	F	Broadcast MBS Session Release Require procedure	17.6.0
2022-06	CT#96	<a href="#">CP-221024</a>	0735		F	N2 MBS Info Change Indicator	17.6.0
2022-06	CT#96	<a href="#">CP-221024</a>	0736	1	F	Signaling of NG-RAN Node ID from AMF to MB-SMF	17.6.0
2022-06	CT#96	<a href="#">CP-221061</a>	0738		A	Updp Subscription Callback Binding	17.6.0
2022-06	CT#96	<a href="#">CP-221061</a>	0740	2	A	Essential Correction for PCF Bindings	17.6.0
2022-06	CT#96	<a href="#">CP-221033</a>	0741		F	PCF Provided UE Slice MBR in UE Context	17.6.0
2022-06	CT#96	<a href="#">CP-221068</a>	0743		A	SmfSellInfo in UE Context	17.6.0
2022-06	CT#96	<a href="#">CP-221024</a>	0745	1	F	Remove non-existent ngapData in the ContextCreateReqData as required in openAPI	17.6.0
2022-06	CT#96	<a href="#">CP-221024</a>	0746	1	B	Reporting NG-RAN failure to MB-SMF	17.6.0
2022-06	CT#96	<a href="#">CP-221022</a>	0747	1	F	Event Reporting in RRC inactive state	17.6.0
2022-06	CT#96	<a href="#">CP-221033</a>	0748	1	F	Subscribed-UE-Slice-MBR	17.6.0
2022-06	CT#96	<a href="#">CP-221068</a>	0750		A	pc5QoSPara attribute name in V2xContext data type	17.6.0
2022-06	CT#96	<a href="#">CP-221051</a>	0751		F	29.518 Rel-17 API version and External doc update	17.6.0

---

# History

<b>Document history</b>		
V17.5.0	May 2022	Publication
V17.6.0	July 2022	Publication