

ETSI TS 129 525 V15.3.0 (2019-10)



**5G;
5G System;
UE Policy Control Service;
Stage 3
(3GPP TS 29.525 version 15.3.0 Release 15)**



Reference

RTS/TSGC-0329525vf30

Keywords

5G

ETSI

650 Route des Lucioles
F-06921 Sophia Antipolis Cedex - FRANCE

Tel.: +33 4 92 94 42 00 Fax: +33 4 93 65 47 16

Siret N° 348 623 562 00017 - NAF 742 C
Association à but non lucratif enregistrée à la
Sous-Préfecture de Grasse (06) N° 7803/88

Important notice

The present document can be downloaded from:

<http://www.etsi.org/standards-search>

The present document may be made available in electronic versions and/or in print. The content of any electronic and/or print versions of the present document shall not be modified without the prior written authorization of ETSI. In case of any existing or perceived difference in contents between such versions and/or in print, the prevailing version of an ETSI deliverable is the one made publicly available in PDF format at www.etsi.org/deliver.

Users of the present document should be aware that the document may be subject to revision or change of status.

Information on the current status of this and other ETSI documents is available at

<https://portal.etsi.org/TB/ETSIDeliverableStatus.aspx>

If you find errors in the present document, please send your comment to one of the following services:

<https://portal.etsi.org/People/CommiteeSupportStaff.aspx>

Copyright Notification

No part may be reproduced or utilized in any form or by any means, electronic or mechanical, including photocopying and microfilm except as authorized by written permission of ETSI.

The content of the PDF version shall not be modified without the written authorization of ETSI.

The copyright and the foregoing restriction extend to reproduction in all media.

© ETSI 2019.

All rights reserved.

DECT™, **PLUGTESTS™**, **UMTS™** and the ETSI logo are trademarks of ETSI registered for the benefit of its Members.

3GPP™ and **LTE™** are trademarks of ETSI registered for the benefit of its Members and of the 3GPP Organizational Partners.

oneM2M™ logo is a trademark of ETSI registered for the benefit of its Members and of the oneM2M Partners.

GSM® and the GSM logo are trademarks registered and owned by the GSM Association.

Intellectual Property Rights

Essential patents

IPRs essential or potentially essential to normative deliverables may have been declared to ETSI. The information pertaining to these essential IPRs, if any, is publicly available for **ETSI members and non-members**, and can be found in ETSI SR 000 314: "*Intellectual Property Rights (IPRs); Essential, or potentially Essential, IPRs notified to ETSI in respect of ETSI standards*", which is available from the ETSI Secretariat. Latest updates are available on the ETSI Web server (<https://ipr.etsi.org/>).

Pursuant to the ETSI IPR Policy, no investigation, including IPR searches, has been carried out by ETSI. No guarantee can be given as to the existence of other IPRs not referenced in ETSI SR 000 314 (or the updates on the ETSI Web server) which are, or may be, or may become, essential to the present document.

Trademarks

The present document may include trademarks and/or tradenames which are asserted and/or registered by their owners. ETSI claims no ownership of these except for any which are indicated as being the property of ETSI, and conveys no right to use or reproduce any trademark and/or tradename. Mention of those trademarks in the present document does not constitute an endorsement by ETSI of products, services or organizations associated with those trademarks.

Legal Notice

This Technical Specification (TS) has been produced by ETSI 3rd Generation Partnership Project (3GPP).

The present document may refer to technical specifications or reports using their 3GPP identities. These shall be interpreted as being references to the corresponding ETSI deliverables.

The cross reference between 3GPP and ETSI identities can be found under <http://webapp.etsi.org/key/queryform.asp>.

Modal verbs terminology

In the present document "**shall**", "**shall not**", "**should**", "**should not**", "**may**", "**need not**", "**will**", "**will not**", "**can**" and "**cannot**" are to be interpreted as described in clause 3.2 of the [ETSI Drafting Rules](#) (Verbal forms for the expression of provisions).

"**must**" and "**must not**" are **NOT** allowed in ETSI deliverables except when used in direct citation.

Contents

Intellectual Property Rights	2
Legal Notice	2
Modal verbs terminology.....	2
Foreword.....	5
1 Scope	6
2 References	6
3 Definitions and abbreviations.....	7
3.1 Definitions	7
3.2 Abbreviations	7
4 UE Policy Control Service	8
4.1 Service Description	8
4.1.1 Overview	8
4.1.2 Service Architecture	8
4.1.3 Network Functions.....	9
4.1.3.1 Policy Control Function (PCF)	9
4.1.3.2 NF Service Consumers.....	10
4.2 Service Operations	11
4.2.1 Introduction.....	11
4.2.2 Npcf_UEPolicyControl_Create Service Operation.....	11
4.2.2.1 General	11
4.2.2.2 UE Policy	13
4.2.2.2.1 General	13
4.2.2.2.2 UE Access Network discovery and selection policies.....	16
4.2.2.2.3 UE Route Selection Policy(URSP).....	16
4.2.3 Npcf_UEPolicyControl_Update Service Operation	17
4.2.3.1 General	17
4.2.3.2 Policy Control Request Triggers.....	19
4.2.3.3 Encoding of updated policy.....	19
4.2.4 Npcf_UEPolicyControl_UpdateNotify Service Operation	20
4.2.4.1 General	20
4.2.4.2 Policy update notification	20
4.2.4.3 Request for termination of the policy association	21
4.2.5 Npcf_UEPolicyControl_Delete Service Operation.....	22
5 Npcf_UEPolicyControl API.....	22
5.1 Introduction	22
5.2 Usage of HTTP.....	23
5.2.1 General.....	23
5.2.2 HTTP standard headers.....	23
5.2.2.1 General	23
5.2.2.2 Content type	23
5.2.3 HTTP custom headers.....	23
5.3 Resources	24
5.3.1 Resource Structure.....	24
5.3.2 Resource:UE Policy Associations.....	24
5.3.2.1 Description	24
5.3.2.2 Resource definition	24
5.3.2.3 Resource Standard Methods.....	25
5.3.2.3.1 POST	25
5.3.3 Resource: Individual UE Policy Association.....	25
5.3.3.1 Description	25
5.3.3.2 Resource definition	25
5.3.3.3 Resource Standard Methods.....	25
5.3.3.3.1 GET	25

5.3.3.3.2	DELETE	26
5.3.3.4	Resource Custom Operations	26
5.3.3.4.1	Overview	26
5.3.3.4.2	Operation: Update	27
5.3.3.4.2.1	Description	27
5.3.3.4.2.2	Operation Definition	27
5.4	Custom Operations without associated resources	27
5.5	Notifications	27
5.5.1	General	27
5.5.2	Policy Update Notification	27
5.5.2.1	Description	27
5.5.2.2	Operation Definition	27
5.5.3	Request for termination of the UE policy association	28
5.5.3.1	Description	28
5.5.3.2	Operation Definition	28
5.6	Data Model	28
5.6.1	General	28
5.6.2	Structured data types	29
5.6.2.1	Introduction	29
5.6.2.2	Type PolicyAssociation	30
5.6.2.3	Type PolicyAssociationRequest	31
5.6.2.4	Type PolicyAssociationUpdateRequest	32
5.6.2.5	Type PolicyUpdate	33
5.6.2.6	Type TerminationNotification	33
5.6.2.7	UePolicyTransferFailureNotification	33
5.6.3	Simple data types and enumerations	34
5.6.3.1	Introduction	34
5.6.3.2	Simple data types	34
5.6.3.3	Enumeration: RequestTrigger	34
5.6.3.4	Enumeration: PolicyAssociationReleaseCause	34
5.7	Error handling	35
5.7.1	General	35
5.7.2	Protocol Errors	35
5.7.3	Application Errors	35
5.8	Feature negotiation	35
5.9	Security	36
Annex A (normative): OpenAPI specification		37
A.1	General	37
A.2	Npcf_UEPolicyControl API	37
Annex B (informative): Withdrawn API versions		44
Annex C (informative): Change history		45
History		46

Foreword

This Technical Specification has been produced by the 3rd Generation Partnership Project (3GPP).

The contents of the present document are subject to continuing work within the TSG and may change following formal TSG approval. Should the TSG modify the contents of the present document, it will be re-released by the TSG with an identifying change of release date and an increase in version number as follows:

Version x.y.z

where:

- x the first digit:
 - 1 presented to TSG for information;
 - 2 presented to TSG for approval;
 - 3 or greater indicates TSG approved document under change control.
- y the second digit is incremented for all changes of substance, i.e. technical enhancements, corrections, updates, etc.
- z the third digit is incremented when editorial only changes have been incorporated in the document.

1 Scope

The present specification provides the stage 3 definition of the UE Policy Control Service (Npcf_UEPolicyControl) of the 5G System.

The stage 2 definition and procedures of UE Policy Control Service are contained in 3GPP TS 23.502 [3] and 3GPP TS 23.503 [4]. The 5G System Architecture is defined in 3GPP TS 23.501 [2].

Stage 3 call flows are provided in 3GPP TS 29.513 [7].

The Technical Realization of the Service Based Architecture and the Principles and Guidelines for Services Definition of the 5G System are specified in 3GPP TS 29.500 [5] and 3GPP TS 29.501 [6].

The UE Policy Control Service is provided by the Policy Control Function (PCF). This service provides UE policies.

2 References

The following documents contain provisions which, through reference in this text, constitute provisions of the present document.

- References are either specific (identified by date of publication, edition number, version number, etc.) or non-specific.
- For a specific reference, subsequent revisions do not apply.
- For a non-specific reference, the latest version applies. In the case of a reference to a 3GPP document (including a GSM document), a non-specific reference implicitly refers to the latest version of that document *in the same Release as the present document*.

- [1] 3GPP TR 21.905: "Vocabulary for 3GPP Specifications".
- [2] 3GPP TS 23.501: "System Architecture for the 5G System; Stage 2".
- [3] 3GPP TS 23.502: "Procedures for the 5G System; Stage 2".
- [4] 3GPP TS 23.503: "Policy and Charging Control Framework for the 5G System; Stage 2".
- [5] 3GPP TS 29.500: "5G System; Technical Realization of Service Based Architecture; Stage 3".
- [6] 3GPP TS 29.501: "5G System; Principles and Guidelines for Services Definition; Stage 3".
- [7] 3GPP TS 29.513: "5G System; Policy and Charging Control signalling flows and QoS parameter mapping; Stage 3".
- [8] IETF RFC 7540: "Hypertext Transfer Protocol Version 2 (HTTP/2)".
- [9] IETF RFC 8259: "The JavaScript Object Notation (JSON) Data Interchange Format".
- [10] OpenAPI, "OpenAPI 3.0.0 Specification", <https://github.com/OAI/OpenAPI-Specification/blob/master/versions/3.0.0.md>.
- [11] 3GPP TS 29.571: "5G System; Common Data Types for Service Based Interfaces; Stage 3".
- [12] 3GPP TS 23.402: "Architecture enhancements for non-3GPP accesses".
- [13] 3GPP TS 29.510: "5G System; Network Function Repository Services; Stage 3".
- [14] 3GPP TS 29.518: "5G System; Access and Mobility Management Services; Stage 3".
- [15] 3GPP TS 24.501: "Non-Access-Stratum (NAS) protocol for 5G System (5GS); Stage 3".
- [16] 3GPP TS 24.526: "UE policies for 5G System (5GS); Stage 3".

- [17] 3GPP TS 29.519: "5G System; Usage of the Unified Data Repository service for Policy Data, Application Data and Structured Data for Exposure; Stage 3".
- [18] 3GPP TS 32.422: "Telecommunication management; Subscriber and equipment trace; Trace control and configuration management".
- [19] 3GPP TS 33.501: "Security architecture and procedures for 5G system".
- [20] IETF RFC 6749: "The OAuth 2.0 Authorization Framework".
- [21] IETF RFC 7807: "Problem Details for HTTP APIs".
- [22] 3GPP TR 21.900: "Technical Specification Group working methods".

3 Definitions and abbreviations

3.1 Definitions

For the purposes of the present document, the terms and definitions given in 3GPP TR 21.905 [1] and the following apply. A term defined in the present document takes precedence over the definition of the same term, if any, in 3GPP TR 21.905 [1].

3.2 Abbreviations

For the purposes of the present document, the abbreviations given in 3GPP TR 21.905 [1] and the following apply. An abbreviation defined in the present document takes precedence over the definition of the same abbreviation, if any, in 3GPP TR 21.905 [1].

AMF	Access and Mobility Management Function
ANDSP	Access Network Discovery and Selection Policy
API	Application Programming Interface
DNN	Data Network Name
GPSI	Generic Public Subscription Identifier
GUAMI	Globally Unique AMF Identifier
HTTP	Hypertext Transfer Protocol
H-PCF	Home Policy Control Function
JSON	JavaScript Object Notation
N3AN	Non-3GPP access network
NF	Network Function
NRF	Network Repository Function
OS	Operating System
OSId	Operating System Identity
PCF	Policy Control Function
PEI	Permanent Equipment Identifier
PRA	Presence Reporting Area
PTI	Procedure Transaction Identity.
SUPI	Subscription Permanent Identifier
UDR	Unified Data Repository
UPSC	UE policy section code
UPSI	UE policy section identifier
URSP	UE Route Selection Policy
V-PCF	Visited Policy Control Function

4 UE Policy Control Service

4.1 Service Description

4.1.1 Overview

The UE Policy Control Service, as defined in 3GPP TS 23.502 [3] and 3GPP TS 23.503 [4], is provided by the Policy Control Function (PCF).

This service is used as part of the provisioning of UE policies determined by the PCF to the UE via the AMF and offers the following functionalities:

- creation of the UE Policy Association requested by the NF service consumer (e.g. AMF);
- provisioning of the policy control request triggers to the NF service consumer (e.g. AMF);
- provisioning of the UE policy to the V-PCF by the H-PCF in the roaming case;
- reporting of the met policy control request trigger; and
- deletion of the the UE Policy Association requested by the NF service consumer (e.g. AMF).

4.1.2 Service Architecture

The 5G System Architecture is defined in 3GPP TS 23.501 [2]. The Policy and Charging related 5G architecture is also described in 3GPP TS 29.513 [7].

The UE Policy Control Service (Npcf_UEPolicyControl) is part of the Npcf service-based interface exhibited by the Policy Control Function (PCF).

The known consumers of the Npcf_UEPolicyControl service are the Access and Mobility Management Function (AMF) and the Visited Policy Control Function (V-PCF).

The AMF accesses the UE Policy Control Service at the PCF via the N15 Reference point. In the roaming scenario, the N15 reference point is located between the V-PCF in the visited network and the AMF. The V-PCF accesses the UE Policy Control Service at the Home Policy Control Function (H-PCF) via the N24 Reference point.

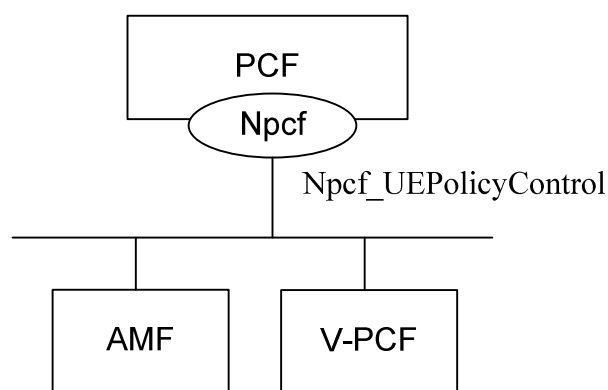


Figure 4.1.2-1: Reference Architecture for the Npcf_UEPolicyControl Service; SBI representation

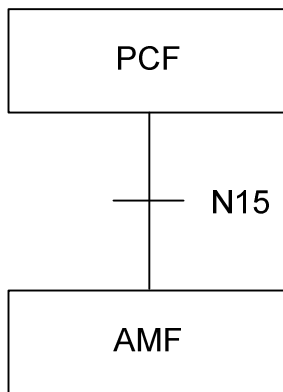


Figure 4.1.2-2: Non-roaming Reference Architecture for the Npcf_UEPolicyControlService; reference point representation

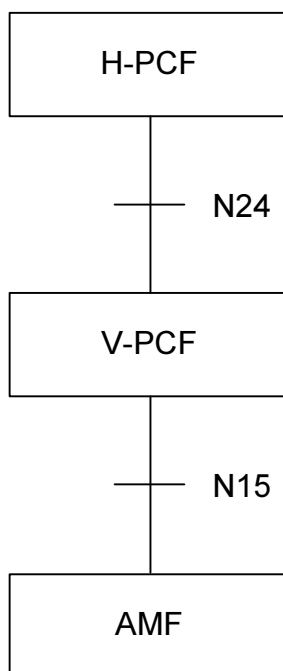


Figure 4.1.3-2: Roaming reference Architecture for the Npcf_UEPolicyControlService; reference point representation

4.1.3 Network Functions

4.1.3.1 Policy Control Function (PCF)

For non-roaming scenarios, the Policy Control Function (PCF):

- Supports unified policy framework to govern network behaviour; and
- Provides UE policy, including Access Network Discovery and Selection Policy (ANDSP) and UE Route Selection Policy (URSP) via the AMF transparently to the UE; and
- Provides policy control request triggers to the AMF.

NOTE 1: The PCF invokes the Namf_Communication service specified in 3GPP TS 29.518 [14] to provide the UE Policy.

For roaming scenarios, the Visited Policy Control Function (V-PCF):

- Provides policy control request triggers to the AMF;
- Provides the ANDSP of the VPLMN via the AMF transparently to the UE; and
- Forwards the ANDSP and URSP received from the H-PCF via the AMF to the UE.

NOTE 2: The V-PCF invokes the Namf_Communication service specified in 3GPP TS 29.518 [14] to provide the UE Policy.

For roaming scenarios, the Home Policy Control Function (H-PCF):

- Provides policy control request triggers to the V-PCF; and
- Provides the ANDSP and URSP of the HPLMN to the V-PCF for forwarding to the UE via the the AMF.

4.1.3.2 NF Service Consumers

The Access and Mobility Management function (AMF) performs:

- Registration management;
- Connection management;
- Reachability management;
- Mobility Management;
- Forwarding of UE Policy towards the served UE;
- Reporting of the UE state to the (V-)PCF; and
- Forwarding of the UE policy enforcement result received from the UE to the (V-)PCF.

NOTE: The AMF invokes the Namf_Communication service specified in 3GPP TS 29.518 [14] to report the UE policy enforcement result.

The Visited Policy Control Function (V-PCF) provides the functions described in subclause 4.1.3.1 towards the visited network as NF service producer and acts as NF Service consumer toward the H-PCF, performing the following functions:

- Receiving policy control request triggers, ANDSP and URSP from the H-PCF
- Reporting of the UE state and UE policy enforcement result to the H-PCF.

4.2 Service Operations

4.2.1 Introduction

Table 4.2.1-1: Operations of the Npcf_UEPolicyControl Service

Service operation name	Description	Initiated by
Npcf_UEPolicyControl_Create	Creates a UE Policy Association.	NF consumer (AMF, V-PCF in roaming case)
Npcf_UEPolicyControl_Update	Updates of an UE Policy Association and provides corresponding policies to the NF consumer when the policy control request trigger is met or the AMF is relocated due to the UE mobility and the old PCF is selected.	NF consumer (AMF, V-PCF in roaming case)
Npcf_UEPolicyControl_UpdateNotify	Provides the updated policy control request triggers to the AMF by the (V-)PCF in the non-roaming or roaming case; Provides updated UE policy and policy control request trigger to the V-PCF by the H-PCF; or initiates the UE Policy association termination towards to the NF consumer by the NF producer.	PCF (H-PCF and V-PCF in roaming case)
Npcf_UEPolicyControl_Delete	Provides means for the NF consumer to delete the UE Policy Association.	NF consumer (AMF, V-PCF in roaming case)

4.2.2 Npcf_UEPolicyControl_Create Service Operation

4.2.2.1 General

The procedure in the present subclause is applicable when the NF service consumer creates a UE policy association when the UE registers to the network, and when the the AMF is relocated (between the different AMF sets) and the new AMF selects a new PCF. The procedure for the case where the AMF is relocated and the new AMF selects the old PCF is defined in subclause 4.2.3.1.

The creation of an UE policy association only applies for normally registered UEs, i.e., it does not apply for emergency-registered UEs.

Figure 4.2.2.1-1 illustrates the creation of a policy association.



Figure 4.2.2.1-1: Creation of a UE policy association

NOTE 1: For the roaming case, the PCF represents the V-PCF if the NF service consumer is an AMF and the PCF represents the H-PCF if the NF service consumer is a V-PCF.

When a UE registers and a UE context is being established, the AMF may obtain from the UE an UE policy delivery protocol message as defined in Annex D of 3GPP TS 24.501 [15]. If there is no existing UE policy association, the AMF shall decide based on local policies and that message whether to establish a UE policy association with the PCF.

To establish a UE policy association with the PCF, the NF service consumer (e.g. AMF) shall send an HTTP POST request with: "{apiRoot}/npcf-ue-policy-control/v1/policies/" as Resource URI and the PolicyAssociationRequest data structure as request body that shall include:

- Notification URI encoded as "notificationUri" attribute; and
- SUPI encoded as "supi" attribute,

and that shall include when available:

- GPSI encoded as "gpsi" attribute;
- Access type encoded as "accessType" attribute;
- Permanent Equipment Identifier (PEI) encoded as "pei" attribute;
- User Location Information encoded as "userLoc" attribute;
- UE Time Zone encoded as "timeZone" attribute;
- Serving PLMN Identifier encoded as "servingPlmn" attribute;
- RAT type encoded as "ratType" attribute;
- the received UE policy delivery protocol message defined in Annex D of 3GPP TS 24.501 [15] encoded as "uePolReq" attribute;
- if the NF service consumer is an AMF, H-PCF ID (if the consumer is V-PCF, when receiving the H-PCF ID from AMF) encoded as "hPcfId" attribute;
- Internal Group Identifier(s) encoded as "groupIds" attribute;
- if the NF service consumer is an AMF, the GUAMI encoded as "guami" attribute;
- if the NF service consumer is an AMF, the name of a service produced by the AMF that expects to receive information within Npcf_UEPolicyControl_UpdateNotify service operation encoded as "serviceName" attribute;
- if the NF service consumer is an AMF, alternate or backup IPv4 Address(es) where to send Notifications encoded as "altNotifIpv4Addrs" attribute;
- if the NF service consumer is an AMF, alternate or backup IPv6 Address(es) where to send Notifications encoded as "altNotifIpv6Addrs" attribute; and
- if the NF service consumer is an AMF, serving AMF Id encoded in the "servingNfId" attribute.

Upon the reception of the HTTP POST request,

- the (V-)(H-)PCF shall assign a UE policy association ID;
- based on operator policy the V-PCF should send as the NF service consumer towards the H-PCF a request for the Creation of a UE policy association as described in the present clause;
- the (V-)(H-)PCF shall determine the applicable UE policy as detailed in subclause 4.2.2.2, for the V-PCF taking into consideration any policy received from the H-PCF in the reply to the possible request for the Creation of a policy association;
- if the (V-)PCF determines that UE policy needs to be provisioned, it shall use the Namf_Communication service specified in 3GPP TS 29.518 [14] to provision the UE policy according to subclause 4.2.2.2 and as follows:
 - (i) the V-PCF shall subscribe at the AMF to notifications of N1 messages for UE Policy Delivery Results using the Namf_Communication_N1N2MessageSubscribe service operation;

- (ii) the V-PCF shall send the determined UE policy using Namf_Communication_N1N2MessageTransfer service operation(s); and
- (iii) the V-PCF shall be prepared to receive UE Policy Delivery Results from the AMF within the Namf_Communication_N1MessageNotify service operation and for the V-PCF if the received UE Policy Delivery results relate to UE policy sections provided by the H-PCF shall use the Npcf_UEPolicyControl_Update Service Operation to send those UE Policy Delivery results to the H-PCF;
- for the successful case the (V-)(H-)PCF shall send a HTTP "201 Created" response with the URI for the created resource in the "Location" header field

NOTE 2: The assigned policy association ID is part of the URI for the created resource and is thus associated with the SUPL.

and the the PolicyAssociation data type as body including:

- optionally for the H-PCF as service producer communicating with the V-PCF, UE policy (see subclause 4.2.2.2) encoded as "uePolicy" attribute;
- optionally one or several of the following Policy Control Request Trigger(s) encoded as "triggers" attribute (see subclause 4.2.3.2):
 - a) Location change (tracking area); and
 - b) Change of UE presence in PRA; and
- if the Policy Control Request Trigger "Change of UE presence in PRA" is provided, the presence reporting areas for which reporting is required encoded as "pras" attribute; and
- if errors occur when processing the HTTP POST request, the (V-)(H-)PCF shall apply error handling procedures as specified in subclause 5.7 and according to the following provisions:
 - if the user information received within the "supi" attribute is unknown, the PCF shall reject the request and include in an HTTP "400 Bad Request" response message the "cause" attribute of the ProblemDetails data structure set to "USER_UNKNOWN"; and
 - if the PCF is, due to incomplete, erroneous or missing information in the request not able to provision an UE policy decision, the PCF may reject the request and include in an HTTP "400 Bad Request" response message the "cause" attribute of the ProblemDetails data structure set to "ERROR_REQUEST_PARAMETERS".

If the (V-)PCF received an GUAMI, the (V-)PCF may subscribe to GUAMI changes using the AMFStatusChange service operation of the Namf_Communication service specified in 3GPP TS 29.518 [14], and it may use the Nnrf_NFDiscovery Service specified in 3GPP TS 29.510 [13] (using the obtained GUAMI and possibly service name) to query the other AMFs within the AMF set.

4.2.2.2 UE Policy

4.2.2.2.1 General

The UE policy consists of UE Access Network discovery and selection policies and UE Route Selection Policy (URSP). The encoding of UE policies is defined in 3GPP TS 24.526 [16].

The UE Policy is transferred to the UE using the UE policy delivery protocol defined in Annex D of 3GPP TS 24.501 [15]. The (V-)(H-)PCF will receive "MANAGE UE POLICY COMPLETE" messages, "MANAGE UE POLICY COMMAND REJECT" messages and "UE STATE INDICATION" message and shall send UE policy using the "MANAGE UE POLICY COMMAND" messages. Those messages are transparently forwarded by the AMF.

The "UE STATE INDICATION" message is transferred transparently during the creation of a policy association, as described in subclause 4.2.2.1.

The (V-)PCF shall use the Namf_Communication_N1N2MessageTransfer service operation defined in subclause 5.2.2.3.1 of 3GPP TS 29.518 [14] to send MANAGE UE POLICY COMMAND" messages to the UE and use the Namf_Communication_N1MessageNotify service operation defined in subclause 5.2.2.3.5 of

3GPP TS 29.518 [14] to receive "MANAGE UE POLICY COMPLETE" and "MANAGE UE POLICY COMMAND REJECT" messages from the UE. The (V-)PCF shall only send "MANAGE UE POLICY COMMAND" messages below a predefined size limit.

The H-PCF shall use service operations as defined in the present specification to receive "MANAGE UE POLICY COMPLETE" and "MANAGE UE POLICY COMMAND REJECT" messages from the V-PCF and to send "MANAGE UE POLICY COMMAND" messages to the V-PCF. The H-PCF shall encode the "MANAGE UE POLICY COMMAND" message in an "uePolicy" attribute. The H-PCF shall only send "MANAGE UE POLICY COMMAND" messages below a predefined size limit.

The (V-)(H-)PCF may deliver the UE policy to the UE in several "MANAGE UE POLICY COMMAND" messages.

For the purpose of such fragmented delivery and subsequent partial updates of UE policies, the UE policy is divided into policy sections. Such policy sections may be predefined in the (V-)(H-)PCF, may be retrieved by the (V-)(H-)PCF from the UDR as specified in 3GPP TS 29.519 [17], or may be dynamically generated by the (V-)(H-)PCF, but shall comply to the rules below. The (V-)(H-)PCF may combine several policy sections into one "MANAGE UE POLICY COMMAND" message if the predefined size limit is observed.

The following rules apply for policy sections:

- The size shall be below the predefined size limit.
- The policy section shall only contain complete URSP rule(s), WLANSR rule(s), and/or complete N3AN node configuration information, but no fractions of such rules or configuration information.
- To ease a subsequent partial update of UE policies, policy sections should only contain a small number of URSP rule(s), and/or WLANSR rule(s).
- The entire content of a policy section shall be provided by a single PLMN.

A PCF shall only determine policy sections of its own PLMN. However, a V-PCF may forward UE policy sections received from the H-PCF to the UE.

Each UE policy section is identified by a UE policy section identifier (UPSI). The UPSI is composed of two parts:

- a) a PLMN ID part containing the PLMN ID for the PLMN of the PCF which provides the UE policies; and
- b) a UE policy section code (UPSC) containing a unique value within the PLMN selected by the PCF.

The (V-)(H-)PCF provides an UPSI when providing a new UE policy section and may then identify that policy section using that UPSI when requesting that this UE policy section is modified or deleted, as specified in Annex D of 3GPP TS 24.501 [15].

The (H-)PCF may store in the UDR and/or retrieve from the UDR, as specified in 3GPP TS 29.519 [17]:

- a) UPSCs and related policy sections of the own PLMN it provided to a UE;
- b) the PEI received from the AMF;
- c) the OSId(s) received from the UE as described in the Annex D of 3GPP TS 24.501 [15]; and
- d) the indication of UE's support for ANDSP included in the "UE STATE INDICATION" message as described in the Annex D of 3GPP TS 24.501 [15].

The (H-)PCF will use the SUPI of the UE as data key and store separate information for each UE in the UDR.

The V-PCF may retrieve UPSCs and related policy sections applicable for all UEs from a HPLMN from the UDR, using the HPLMN ID as key as specified in 3GPP TS 29.519 [17].

When receiving the "UE STATE INDICATION" message, the (V-)(H-)PCF shall determine based on the UPSIs, the ANDSP support indication and the OSId(s) indicated in that message, UPSC stored in the UDR and local policy whether any new UE policy sections need to be installed and any existing UE policy section need to be updated or deleted. A V-PCF should also send an "UE STATE INDICATION" message with the UPSIs of the HPLMN and the ANDSP support indication received in the original "UE STATE INDICATION" message to the H-PCF and will then receive possible new or modified policy sections determined by the H-PCF in a "MANAGE UE POLICY COMMAND". If the (V-)(H-)PCF determines that changes are required and/or the V-PCF receives possible new or

modified policy sections determined by the H-PCF in the roaming case, it shall send the determined new, updated or deleted policy sections using one or several "MANAGE UE POLICY COMMAND" messages towards the NF service consumer. In the roaming case, the V-PCF may either combine policy sections received from the H-PCF and policy sections the V-PCF selected in the same "MANAGE UE POLICY COMMAND" (as long as the predefined size limit is observed), or use separate "MANAGE UE POLICY COMMAND" messages; however, the V-PCF shall not distribute the policy sections received in one "MANAGE UE POLICY COMMAND" from the H-PCF into several "MANAGE UE POLICY COMMAND" messages as long as the predefined size limit is observed for the policy sections received from the H-PCF. The V-PCF shall allocate a new PTI for the "MANAGE UE POLICY COMMAND" sent by the V-PCF and store the mapping between the new PTI and the PTI within the "MANAGE UE POLICY COMMAND" received from the H-PCF.

After sending a "MANAGE UE POLICY COMMAND" messages, the (V-)(H-)PCF shall wait for a related confirmation in a "MANAGE UE POLICY COMPLETE" messages or failure indication in a "MANAGE UE POLICY COMMAND REJECT" message. When receiving no such message until the expiry of a supervision timer specified in Annex D of 3GPP TS 24.501 [15], or when receiving a failure indication, the PCF should re-send related instructions for the policy sections. In the roaming case, the H-PCF and the V-PCF shall each be responsible for resending those policy sections that it originally supplied. In the case that the V-PCF combined policy sections received from the H-PCF and policy sections the V-PCF selected in the same "MANAGE UE POLICY COMMAND" described below, the V-PCF shall wait for the H-PCF to resend the policy sections of HPLMN, and then resend the combined policy sections. The (V-)(H-)PCF shall always include the initially supplied policy sections when resending the UE policy.

The (V-)(H-)PCF shall determine that a received "MANAGE UE POLICY COMPLETE" message or "MANAGE UE POLICY COMMAND REJECT" message is related to the result of a "MANAGE UE POLICY COMMAND" based on the PTI within that message. In the roaming case, the V-PCF shall determine that the received message is related to the result of the UE policy provided by the H-PCF if the PTI within the message belongs to one of the stored PTI mapping.

If the V-PCF combined policy sections received from the H-PCF and policy sections the V-PCF selected in the same "MANAGE UE POLICY COMMAND", upon reception of a "MANAGE UE POLICY COMPLETE" message or "MANAGE UE POLICY COMMAND REJECT" message the V-PCF shall:

- forward the corresponding "MANAGE UE POLICY COMPLETE" message to the H-PCF;
- if a "MANAGE UE POLICY COMMAND REJECT" message with UPSI(s) of the HPLMN is received, forward the parts of the "MANAGE UE POLICY COMMAND REJECT" message that relate to the UPSI(s) of the HPLMN to the H-PCF;
- if a "MANAGE UE POLICY COMMAND REJECT" message without UPSI(s) of the HPLMN is received, send a "MANAGE UE POLICY COMPLETE" message to the H-PCF; and
- provide the stored PTI received from the HPLMN in the corresponding "MANAGE UE POLICY COMMAND" within the "MANAGE UE POLICY COMPLETE" message or "MANAGE UE POLICY COMMAND REJECT" message towards the H-PCF.

If the V-PCF sent a separate "MANAGE UE POLICY COMMAND" containing only the policy sections received from the H-PCF, the V-PCF shall forward the corresponding "MANAGE UE POLICY COMPLETE" or "MANAGE UE POLICY COMMAND REJECT" message to the H-PCF and provide the stored PTI received from the HPLMN in the corresponding "MANAGE UE POLICY COMMAND" within the "MANAGE UE POLICY COMPLETE" message or "MANAGE UE POLICY COMMAND REJECT" message towards the H-PCF. If the V-PCF distributed the policy sections received in one "MANAGE UE POLICY COMMAND" from the H-PCF into several "MANAGE UE POLICY COMMAND" messages to the UE (because the predefined size limit of the VPLMN was exceeded), the V-PCF shall aggregate all corresponding "MANAGE UE POLICY COMPLETE" or "MANAGE UE POLICY COMMAND REJECT" messages received from the UE into one "MANAGE UE POLICY COMPLETE" or "MANAGE UE POLICY COMMAND REJECT" message towards the H-PCF.

When the (V-)PCF receives an `Namf_Communication_N1N2MessageTransfer` failure response as defined in subclause 5.2.2.3.1.2 of 3GPP TS 29.518 [14], or an N1N2 Transfer Failure Notification as defined in subclause 5.2.2.3.2 of 3GPP TS 29.518 [14], the (V-)PCF shall stop the supervision timer specified in Annex D of 3GPP TS 24.501 [15] corresponding to the affected PTIs. For the N1N2 Transfer Failure Notification case, the (V-)PCF determines the affected PTIs allocated by the V-PCF based on the resource URI within the "n1n2MsgDataUri" attribute of the `N1N2MsgTxfrFailureNotification` data structure as defined in subclause 6.1.6.2.30 of 3GPP TS 29.518 [14].

NOTE: The (V-)PCF correlates the Namf_Communication_N1N2MessageTransfer request and the corresponding N1N2 Transfer Failure Notification based on the resource URI within the "Location" header included in the response HTTP status code "202 Accepted" of the Namf_Communication_N1N2MessageTransfer response and the resource URI within the "n1n2MsgDataUri" attribute of and N1N2 Transfer Failure Notification. And then the V-PCF determines the affected PTIs related with the resource URI.

For the roaming case and if the V-PCF determines that the affected UE policy is related with the UE policy delivered by the H-PCF, the V-PCF shall send the POST message as defined in subclause 4.2.3.1 to notify the H-PCF of the failure of UE policy transfer by including the "uePolTransFailNotif" attribute within the PolicyAssociationUpdateRequest data structure. Within the UePolicyTransferFailureNotification data structure, the V-PCF shall include the cause of the UE Policy Transfer Failure within the "cause" attribute and the PTI(s) allocated by the H-PCF corresponding to the PTI(s) allocated by the V-PCF within the "ptis" attribute. The H-PCF shall stop the supervision timer corresponding to the affected PTIs.

4.2.2.2.2 UE Access Network discovery and selection policies

UE Access Network discovery and selection policies are used by the UE to select non-3GPP accesses and to decide how to route traffic between the selected 3GPP and non 3GPP accesses.

In this release of the specification, the Access Network Discovery & Selection policy shall contain only rules that aid the UE in selecting a WLAN access network. Rules for selecting other types of non-3GPP access networks are not specified.

The WLAN access network selected by the UE with the use of Access Network Discovery & Selection policy may be used for direct traffic offload (i.e. sending traffic to the WLAN outside of a PDU Session) and for registering to 5GC using the non-3GPP access network selection information.

The Access Network Discovery & Selection policy shall contain one or more WLAN Selection Policy (WLANSWP) rules and may contain Non-3GPP access network (N3AN) node selection information and configuration information.

N3AN node selection information and configuration information is used to control UE behaviour related to selection of either N3IWF or ePDG for accessing 5GC via non-3GPP access.

UE Access Network discovery and selection policies are encoded as defined in 3GPP TS 24.526 [16].

UE Access Network discovery and selection policies may be provided by a V-PCF and/or a H-PCF.

If the UE has indicated in the "UE STATE INDICATION" message it does not support ANDSP, i.e. the UE does not support non-3GPP access, the PCF shall not send any Access Network discovery and selection policies to the UE.

4.2.2.2.3 UE Route Selection Policy(URSP)

The UE Route Selection Policy is used by the UE to determine how to route outgoing traffic.

The UE Route Selection Policy shall consist of one or several URSP rules.

URSP rules are encoded as defined in 3GPP TS 24.526 [16].

UE Route Selection Policy may only be provided by a H-PCF, but shall not be provided by a V-PCF.

The (H-)PCF shall use the UE subscription stored in UDR as specified in 3GPP TS 29.519 [17] to ensure the values included in the Route Selection Descriptor of the generated URSP rules are always supported by subscription.

The (H-)PCF may obtain the information about the UE's OS from the UE as described in the Annex D of 3GPP TS 24.501 [15] or it may derive the information about the UE's OS from the PEI provided by the AMF.

If the (H-)PCF is required to provide UE policies to the UE that includes application descriptors then:

- a) If the (H-)PCF has been provided with one UE's OS Id by the UE, the (H-)PCF shall use either the traffic descriptor "OS App Id type" or the traffic descriptor "OS Id + OS App Id type" as defined in 3GPP TS 24.526 [16].

NOTE: The (H-)PCF uses the traffic descriptor "OS Id + OS App Id type" when the (H-)PCF does not take the received UE's OS Id into account.

- b) If the (H-)PCF has been provided with more than one UE's OS Id by the UE,
- the (H-)PCF shall use the traffic descriptor "OS Id + OS App Id type" for the UE's OS Id provided by the UE as defined in 3GPP TS 24.526 [16]; and
 - the (H-)PCF shall not use the traffic descriptor "OS App Id type" as defined in 3GPP TS 24.526 [16].
- c) If the (H-)PCF has not been provided with the UE's OS Id by the UE,
- the (H-)PCF shall use the traffic descriptor "OS Id + OS App Id type" as defined in 3GPP TS 24.526 [16]; and
 - the (H-)PCF shall not use the traffic descriptor "OS App Id type" as defined in 3GPP TS 24.526 [16].
- d) If the (H-)PCF has been provided with the UE's OS Id by the UE and the (H-)PCF has derived the UE's OS Id from the PEI and if there is an inconsistency between the OS Id provided by the UE and the OS Id derived from the PEI, the (H-)PCF shall use the OS Id provided by the UE for providing UE policies to the UE that include application descriptors.

4.2.3 Npcf_UEPolicyControl_Update Service Operation

4.2.3.1 General

The procedure in the present subclause is applicable when the NF service consumer modifies an existing UE policy association (including the case where the AMF is relocated and the new AMF selects to maintain the policy association with the old PCF and to update the Notification URI).

Figure 4.2.3.1-1 illustrates the update of a policy association.

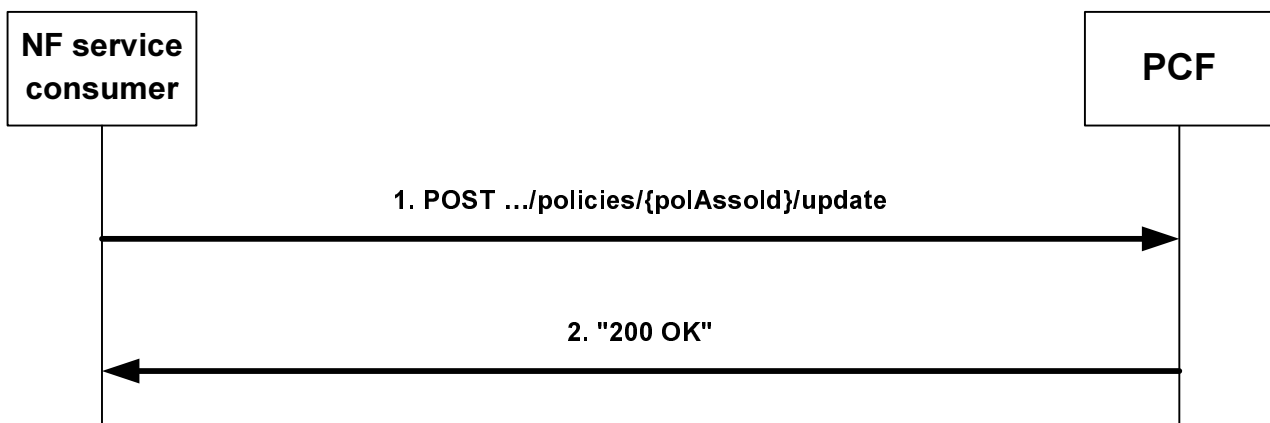


Figure 4.2.3.1-1: Update of a UE policy association

NOTE 1: For the roaming case, the PCF represents the V-PCF if the NF service consumer is an AMF and the PCF represents the H-PCF if the NF service consumer is a V-PCF.

The AMF as NF service consumer invokes this procedure when a subscribed policy control request trigger (see subclause 4.2.3.2) occurs: When the location change trigger or the change of UE presence in PRA trigger occurs, the AMF shall only invoke the procedure if the PCF has subscribed to that event trigger.

NOTE 2: The AMF uses the Namf_Communication_N1MessageNotify service operation specified in 3GPP TS 29.518 [14] to send a "MANAGE UE POLICY COMPLETE" message or a "MANAGE UE POLICY COMMAND REJECT" message, as defined in Annex D.5 of 3GPP TS 24.501 [15], to the V-PCF.

If an AMF knows by implementation specific means that the UE context has been transferred to an AMF with another GUAMI within the AMF set, it may also invoke this procedure to update the Notification URI and the GUAMI.

NOTE 3: Either the old or the new AMF can invoke this procedure.

During the AMF relocation, if the new AMF received the resource URI of the individual AM Policy from the old AMF and selects the old PCF, the new AMF shall also invoke this procedure to update the Notification URI and the GUAMI. The new AMF may also update the alternate or backup IP addresses.

The V-PCF as NF service consumer invokes this procedure when a policy control request trigger (see subclause 4.2.3.2) occurs. When the "UE_POLICY", trigger occurs, the V-PCF shall always invoke the procedure. When the location change trigger or the change of UE presence in PRA trigger occurs, the V-PCF shall only invoke the procedure if the H-PCF has subscribed to that event trigger.

To request policies from the PCF or to update the Notification URI, or to update the trace control configuration, or to request the termination of trace, the NF Service Consumer shall request the update of an AM Policy Association by providing relevant parameters about the UE context by sending an HTTP POST request with "{apiRoot}/npcf-ue-policy-control/v1/policies/{polAssoId}/update" as Resource URI and the PolicyAssociationUpdateRequest data structure as request body that shall include:

- at least one of the following:
 1. a new Notification URI encoded in the "notificationUri" attribute; and/or
 2. observed Policy Control Request Trigger(s) (see subclause 4.2.3.2) encoded as "triggers" attribute;
 3. if a UE location change occurred, the UE location encoded as "userLoc" attribute;
 4. if a "MANAGE UE POLICY COMPLETE" message or a "MANAGE UE POLICY COMMAND REJECT" message of the UE policy delivery protocol defined in Annex D of 3GPP TS 24.501 [15] has been received by the V-PCF as NF service consumer, and at least parts of the contents relate to UPSIs of the HPLMN, the parts of that message that relate to UPSIs of the HPLMN encoded as "uePolDelResult" attribute;
 5. if the Policy Control Request Trigger "Change of UE presence in PRA" is provided, the presence reporting areas for which reporting was requested and the status has changed encoded as "praStatuses" attribute;
 6. if the NF service consumer is an AMF, for AMF relocation scenarios, if available, alternate or backup IPv4 Address(es) where to send Notifications encoded as "altNotifIpv4Addr" attribute;
 7. if the NF service consumer is an AMF, for AMF relocation scenarios, if available, alternate or backup IPv6 Address(es) where to send Notifications encoded as "altNotifIpv6Addr" attribute;
 8. for the AMF relocation scenarios, if available, the new GUAMI encoded as "guami" attribute; and/or

NOTE 4: An alternate NF service consumer than the one that requested the generation of the subscription resource can send the request. For instance, an AMF as service consumer can change.

- 9. if the NF service consumer is an AMF, for AMF relocation scenarios, the new serving AMF Id encoded in the "servingNfId" attribute.

Upon the reception of the HTTP POST request,

- if the PCF is a V-PCF and the V-PCF has an established policy association, the V-PCF shall determine based on the contents of a potentially received "uePolDelResult" attribute (see above) and requested event triggers of the H-PCF whether to send as the NF service consumer towards the H-PCF a request for the update of the policy association as described in the present clause;
- the (V-)(H-)PCF shall determine the applicable policy based on local policy and for the V-PCF any policy received from the H-PCF in the reply to the possible request for the update of a policy association;
- the (V-)(H-)PCF for the successful case shall send a HTTP "200 OK" response with the PolicyUpdate data type as body with possible updates for that applicable UE policy (for the H-PCF) and Policy Control Request Trigger(s) encoded as described in subclause 4.2.3.3;
- if the (V-)PCF determines that UE policy needs to be updated, it shall use the Namf_Communication service specified in 3GPP TS 29.518 [14] to provision the UE policy according to subclause 4.2.2.2 and as follows:
 - (i) the (V-)PCF shall send the determined UE policy using Namf_Communication_N1N2MessageTransfer service operation(s); and

(ii) the (V-)PCF shall be prepared to receive UE Policy Delivery Results from the AMF within the Namf_Communication_N1MessageNotify service operation and for the V-PCF if the received UE Policy Delivery results relate to UE policy sections provided by the H-PCF shall use the Npcf_UEPolicyControl_Update Service Operation to send those UE Policy Delivery results to the H-PCF; and

- if errors occur when processing the HTTP POST request, shall apply error handling procedures as specified in subclause 5.7 and according to the following provisions:
 - if the (V-)(H-)PCF is, due to incomplete, erroneous or missing information in the request not able to provision a UE policy decision, the PCF may reject the request and include in an HTTP "400 Bad Request" response message the "cause" attribute of the ProblemDetails data structure set to "ERROR_REQUEST_PARAMETERS".

If the PCF received a new GUAMI, the PCF may subscribe to GUAMI changes using the AMFStatusChange service operation of the Namf_Communication service specified in 3GPP TS 29.518 [14], and it may use the Nnrf_NFDiscovery Service specified in 3GPP TS 29.510 [13] (using the obtained GUAMI and possibly service name) to query the other AMFs within the AMF set.

4.2.3.2 Policy Control Request Triggers

The following Policy Control Request Triggers are defined (see subclause 6.1.2.5 of 3GPP TS 23.503 [4]):

- "LOC_CH", i.e. location change (tracking area): the tracking area of the UE has changed;
- "PRA_CH", i.e. change of UE presence in PRA: the UE is entering/leaving a Presence Reporting Area; and
- "UE_POLICY", i.e. a "MANAGE UE POLICY COMPLETE" message or a "MANAGE UE POLICY COMMAND REJECT" message, as defined in Annex D.5 of 3GPP TS 24.501 [15], has been received by the V-PCF and is being forwarded to the H-PCF.

4.2.3.3 Encoding of updated policy

Updated policies shall be encoded within the PolicyUpdate data type that may include:

- only when the updated policy is supplied by the H-PCF in the roaming scenario, UE policy (see subclause 4.2.2.2) encoded as "uePolicy" attribute;
- updated Policy Control Request Trigger(s) (see subclause 4.2.3.2) encoded as "triggers" attribute i.e.:
 - 1) either a new complete list of applicable Policy Control Request Trigger(s) including one or several of the following:
 - a) Location change (tracking area); or
 - b) Change of UE presence in PRA; or
 - 2) a "NULL" value to request the removal of all previously installed Policy Control Request Trigger(s); and
- if the Policy Control Request Trigger "Change of UE presence in PRA" is provided or if that trigger was already set but the requested presence reporting areas need to be changed, the presence reporting areas for which reporting is required encoded as "pras" attribute encoded as follows:
 - a) A new entry shall be added by supplying a new identifier as key and the corresponding PresenceInfo data type instance with complete contents as value as an entry within the map.
 - b) An existing entry shall be modified by supplying the existing identifier as key and the PresenceInfo data type instance with complete contents as value as an entry within the map.
 - c) An existing entry shall be deleted by supplying the existing identifier as key and "NULL" as value as an entry within the map.
 - d) For an unmodified entry, no entry needs to be provided within the map.

4.2.4 Npcf_UEPolicyControl_UpdateNotify Service Operation

4.2.4.1 General

The (V-)(H)-PCF may decide to update policy control request trigger, and in the roaming case the H-PCF may decide to update the UE Policy, and the PCF (H-PCF in the roaming case) may decide to request the termination of the policy association and the (V-)(H)-PCF shall then use an Npcf_UEPolicyControl_UpdateNotify service operation.

The following procedures using the Npcf_UEPolicyControl_UpdateNotify service operation are supported:

- policy update notification; and
- request for termination of the UE policy association.

4.2.4.2 Policy update notification

Figure 4.2.4.2-1 illustrates the policy update notification.

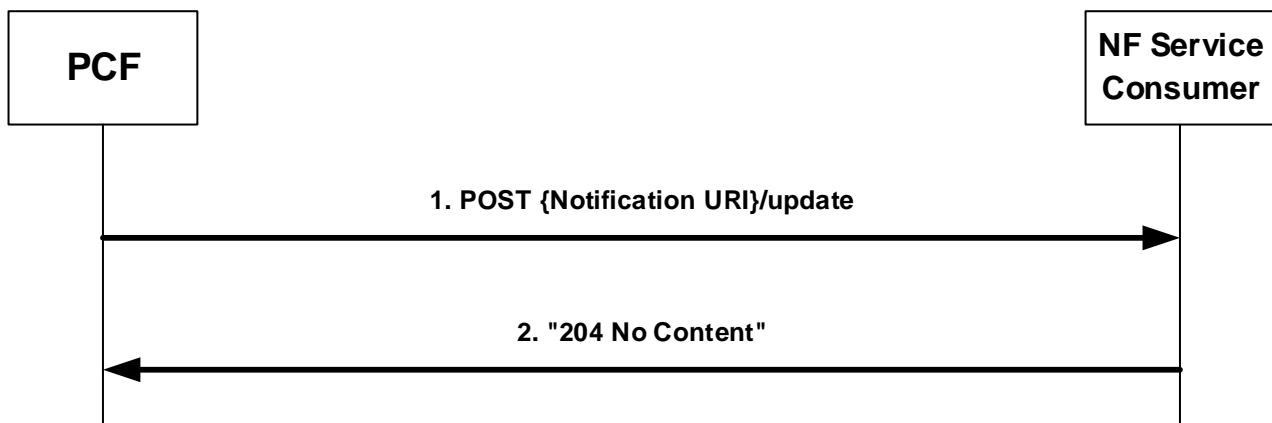


Figure 4.2.4.2-1: policy update notification

NOTE: For the roaming case, the PCF represents the V-PCF if the NF service consumer is an AMF and the PCF represents the H-PCF if the NF service consumer is a V-PCF.

The (V-)(H)-PCF may decide to update policy control request trigger(s) and in the roaming case, the H-PCF may also decide to update the UE Policy and the (V-)(H)-PCF shall then send an HTTP POST request with "{Notification URI}/update" as URI (where the Notification URI was previously supplied by the NF service consumer) to the NF service consumer and the PolicyUpdate data structure as request body encoded as described in subclause 4.2.3.3.

Upon the reception of the HTTP POST request, the NF service consumer:

- if the V-PCF is the NF service consumer, shall use the Namf_Communication Service defined in 3GPP TS 29.518 [14] to send "MANAGE UE POLICY COMMAND" message(s) with the received policy to the UE via the AMF;
- if the V-PCF is the NF service consumer, shall provision the received policy control requested trigger(s) to the AMF using the Npcf_UEPolicyControl_UpdateNotify service operation according to the present clause;
- if the AMF is the NF service consumer, shall enforce the received policy control request trigger(s);
- shall either send a HTTP "204 No Content" response indicating the success of the enforcement or an appropriate failure response, for the V-PCF as the NF service consumer taking into consideration a reply received from the possible Namf_Communication Service service operation and from the possible Npcf_UEPolicyControl_UpdateNotify service operation according to the previous bullets; and
- if errors occur when processing the HTTP POST request, shall apply error handling procedures as specified in subclause 5.7.

4.2.4.3 Request for termination of the policy association

Figure 4.2.4.3-1 illustrates the request for a termination of the policy association.




Figure 4.2.4.3-1: request for a termination of the UE policy association

NOTE: For the roaming case, the PCF represents the V-PCF if the NF service consumer is an AMF and the PCF represents the H-PCF if the NF service consumer is a V-PCF.

The (V-)(H-)PCF may request the termination of the UE policy association and shall then send an HTTP POST request with "{Notification URI}/terminate" as URI (where the Notification URI was previously supplied by the NF service consumer) and the TerminationNotification data structure as request body that shall include:

- the policy association ID encoded as "polAssoId" attribute; and
- the cause why the (V-)(H-)PCF requests the termination of the policy association encoded as "cause" attribute.

Upon the reception of the HTTP POST request, the NF service consumer:

- if the V-PCF is the NF service consumer, shall send as NF service producer for the corresponding policy association (towards the AMF) a request for a termination of the policy association according to the present clause;
- shall either send a HTTP "204 No Content" response for the successful processing of the HTTP POST request or an appropriate failure response, for the V-PCF as the NF service consumer taking into consideration a reply received for the possible corresponding policy association termination request according to the previous bullet; and
- if errors occur when processing the HTTP POST request, shall apply error handling procedures as specified in subclause 5.7.

After the successful processing of the HTTP POST request, any NF service consumer except for the V-PCF shall invoke the Npcf_UEPolicyControl_Delete Service Operation defined in subclause 4.2.5 to terminate the policy association.

If the AMF as NF service consumer is not able to handle the notification but knows by implementation specific means that another AMF is able to handle the notification, it shall reply with an HTTP "307 temporary redirect" error response pointing to the URI of the new AMF. If the AMF is not able to handle the notification but another unknown AMF could possibly handle the notification, it shall reply with an HTTP "404 Not found" error response.

If the (V-)PCF receives a "307 temporary redirect" response, the PCF shall use this URL as Notification URL in subsequent communication and shall resend the failed request for termination of the policy association to that URL.

If the (V-)PCF becomes aware that a new AMF is requiring notifications (e.g. via the "404 Not found" response or via Namf_Communication service AMFStatusChange Notifications, see 3GPP TS 29.518 [14], or via link level failures), and the (V-)PCF knows alternate or backup IPv4 or IPv6 Address(es) where to send Notifications (e.g. via "altNotifIpv4Adrrs" or "altNotifIpv6Adrrs" attributes received when the policy association was created or via AMFStatusChange Notifications, or via the Nnrf_NFDDiscovery Service specified in 3GPP TS 29.510 [13] (using the service name and GUAMI obtained during the creation of the subscription) to query the other AMFs within the AMF set), the (V-)PCF shall exchange the authority part of the corresponding Notification URL with one of those addresses

and shall use that URL in subsequent communication. If the (V-)PCF received a "404 Not found" response, the (V-)PCF should resend the failed request for termination of the policy association to that URL.

4.2.5 Npcf_UEPolicyControl_Delete Service Operation

Figure 4.2.5-1 illustrates the deletion of a policy association.

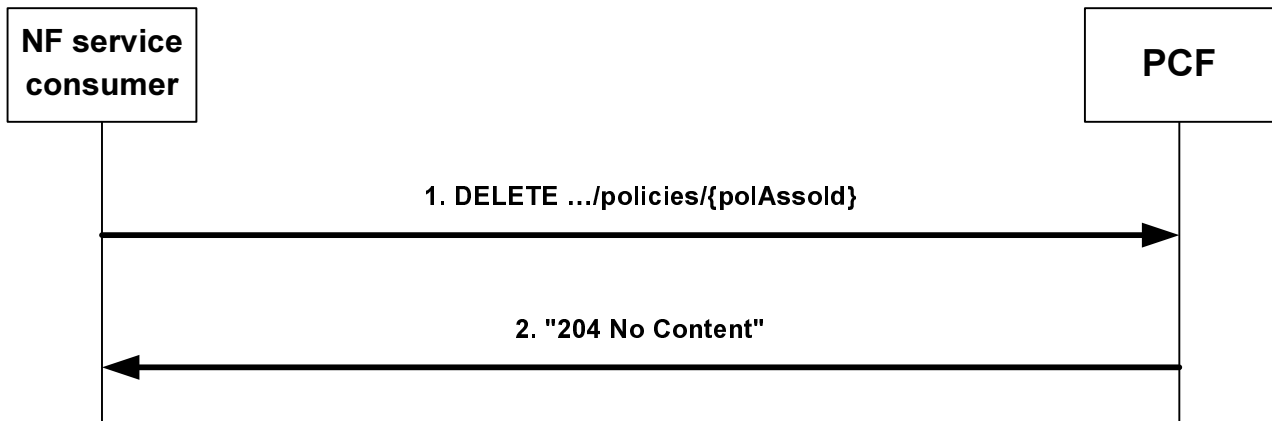


Figure 4.2.5-1: Deletion of a policy association

NOTE: For the roaming case, the PCF represents the V-PCF if the NF service consumer is an AMF and the PCF represents the H-PCF if the NF service consumer is a V-PCF.

The AMF as NF service consumer requests that the policy association is deleted when the corresponding UE context is terminated, e.g. during UE de-registration from the network.

During the AMF relocation, the old AMF shall invoke this procedure when:

- the resource URI of the individual UE Policy Association resource is not transferred to the new AMF; or
- the new AMF informs the old AMF that the individual UE Policy Association resource is not being reused.

To request that the UE policy association is deleted, the NF service consumer (e.g. AMF) shall send an HTTP DELETE request with "{apiRoot}/npcf-ue-policy-control/v1/policies/{polAssoId}" as Resource URI.

Upon the reception of the HTTP DELETE request,

- the (V-)(H-)PCF shall delete the policy association;
- if the PCF is a V-PCF and has an established corresponding policy association towards the H-PCF, the V-PCF shall send as the NF service consumer towards the H-PCF a request for the deletion of that policy association as described in the present clause;
- the (V-)(H-)PCF shall send either an HTTP "204 No Content" response indicating the success of the deletion or an appropriate failure response, for the V-PCF as PCF taking into consideration a reply received for the possible policy association deletion request according to the previous bullet; and
- the (V-)(H-)PCF shall if errors occur when processing the HTTP DELETE request, apply error handling procedures as specified in subclause 5.7.

5 Npcf_UEPolicyControl API

5.1 Introduction

The Access and Mobility Policy Control Service shall use the Npcf_UEPolicyControl API.

The request URI used in HTTP request from the NF service consumer towards the PCF shall have the structure defined in subclause 4.4.1 of 3GPP TS 29.501 [6], i.e.:

{apiRoot}/{apiName}/{apiVersion}/{apiSpecificResourceUriPart}

with the following components:

- The {apiRoot} shall be set as described in 3GPP TS 29.501 [6].
- The {apiName} shall be "npcf-ue-policy-control".
- The {apiVersion} shall be "v1".
- The {apiSpecificResourceUriPart} shall be set as described in subclause 5.3.

5.2 Usage of HTTP

5.2.1 General

HTTP/2, IETF RFC 7540 [8], shall be used as specified in clause 5 of 3GPP TS 29.500 [5].

HTTP/2 shall be transported as specified in subclause 5.3 of 3GPP TS 29.500 [5].

The OpenAPI [10] specification of HTTP messages and content bodies for the Npcf_UEPolicyControl is contained in Annex A.

5.2.2 HTTP standard headers

5.2.2.1 General

See subclause 5.2.2 of 3GPP TS 29.500 [5] for the usage of HTTP standard headers.

5.2.2.2 Content type

JSON, IETF RFC 8259 [9], shall be used as content type of the HTTP bodies specified in the present specification as specified in subclause 5.4 of 3GPP TS 29.500 [5]. The use of the JSON format shall be signalled by the content type "application/json".

"Problem Details" JSON object shall be used to indicate additional details of the error in a HTTP response body and shall be signalled by the content type "application/problem+json", as defined in IETF RFC 7807 [21].

5.2.3 HTTP custom headers

The mandatory HTTP custom header fields specified in subclause 5.2.3.2 of 3GPP TS 29.500 [5] shall be applicable

5.3 Resources

5.3.1 Resource Structure

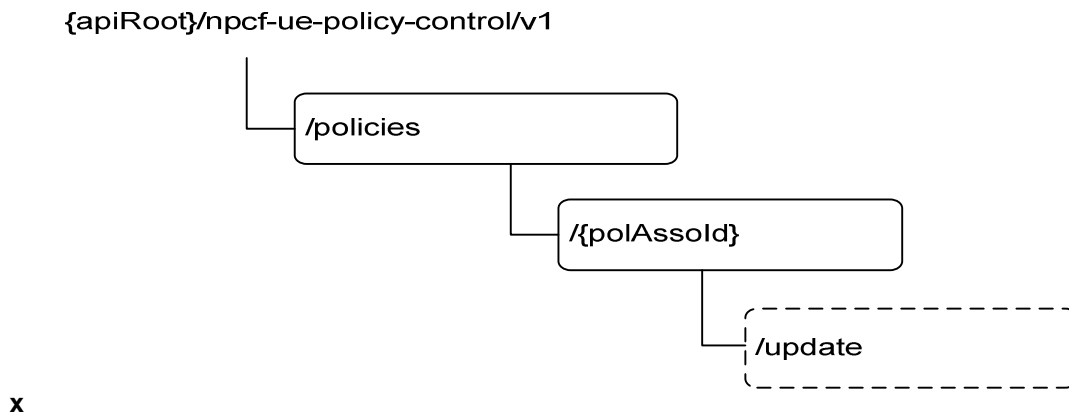


Figure 5.3.1-1: Resource URI structure of the Npcf_UEPolicyControl API

Table 5.3.1-1 provides an overview of the resources and applicable HTTP methods.

Table 5.3.1-1: Resources and methods overview

Resource name	Resource URI	HTTP method or custom operation	Description
UE Policy Associations	{apiRoot}/npcf-ue-policy-control/v1/policies/	POST	Create a new Individual UE policy association resource.
Individual UE Policy Association	{apiRoot}/npcf-ue-policy-control/v1/policies/{polAssold}	GET	Read the Individual UE Policy Association resource.
		DELETE	Delete the Individual UE Policy Association resource.
	{apiRoot}/npcf-ue-policy-control/v1/policies/{polAssold}/update	update (POST)	Report observed event trigger and obtain updated UE policies.

5.3.2 Resource:UE Policy Associations

5.3.2.1 Description

This resource represents a collection of UE policy associations.

5.3.2.2 Resource definition

Resource URI: {apiRoot}/npcf-ue-policy-control/v1/policies/

This resource shall support the resource URI variables defined in table 5.3.2.2-1.

Table 5.3.2.2-1: Resource URI variables for this resource

Name	Definition
apiRoot	See subclause 5.1

5.3.2.3 Resource Standard Methods

5.3.2.3.1 POST

This method shall support the URI query parameters specified in table 5.3.2.3.1-1.

Table 5.3.2.3.1-1: URI query parameters supported by the POST method on this resource

Name	Data type	P	Cardinality	Description
n/a				

This method shall support the request data structures specified in table 5.3.2.3.1-2 and the response data structures and response codes specified in table 5.3.2.3.1-3.

Table 5.3.2.3.1-2: Data structures supported by the POST Request Body on this resource

Data type	P	Cardinality	Description
PolicyAssociationRequest	M	1	Input parameters for the creation of a policy association.

Table 5.3.2.3.1-3: Data structures supported by the POST Response Body on this resource

Data type	P	Cardinality	Response codes	Description
PolicyAssociation	M	1	201 Created	Policy association was created and policies are being provided.
NOTE: The mandatory HTTP error status codes for the POST method listed in Table 5.2.7.1-1 of 3GPP TS 29.500 [5] also apply.				

5.3.3 Resource: Individual UE Policy Association

5.3.3.1 Description

This resource represents an individual UE policy association.

5.3.3.2 Resource definition

Resource URI: {apiRoot}/npcf-ue-policy-control/v1/policies/{polAssoId}

This resource shall support the resource URI variables defined in table 5.3.2.2-1.

Table 5.3.2.2-1: Resource URI variables for this resource

Name	Definition
apiRoot	See subclause 5.1.
polAssold	Identifier of a policy association.

5.3.3.3 Resource Standard Methods

5.3.3.3.1 GET

This method shall support the URI query parameters specified in table 5.3.2.3.1-1.

Table 5.3.3.3.1-1: URI query parameters supported by the GET method on this resource

Name	Data type	P	Cardinality	Description
n/a				

This method shall support the request data structures specified in table 5.3.2.3.1-2 and the response data structures and response codes specified in table 5.3.2.3.1-3.

Table 5.3.3.3.1-2: Data structures supported by the GET Request Body on this resource

Data type	P	Cardinality	Description
n/a			

Table 5.3.3.3.1-3: Data structures supported by the GET Response Body on this resource

Data type	P	Cardinality	Response codes	Description
PolicyAssociation	M	1	200 OK	
NOTE: The mandatory HTTP error status codes for the GET method listed in Table 5.2.7.1-1 of 3GPP TS 29.500 [5] also apply.				

5.3.3.3.2 DELETE

This method shall support the URI query parameters specified in table 5.3.3.3.2-1.

Table 5.3.3.3.2-1: URI query parameters supported by the DELETE method on this resource

Name	Data type	P	Cardinality	Description
n/a				

This method shall support the request data structures specified in table 5.3.3.3.2-2 and the response data structures and response codes specified in table 5.3.3.3.2-3.

Table 5.3.3.3.2-2: Data structures supported by the DELETE Request Body on this resource

Data type	P	Cardinality	Description
n/a			

Table 5.3.3.3.2-3: Data structures supported by the DELETE Response Body on this resource

Data type	P	Cardinality	Response codes	Description
n/a			204 No Content	The policy association was successfully deleted.
NOTE: The mandatory HTTP error status codes for the DELETE method listed in Table 5.2.7.1-1 of 3GPP TS 29.500 [5] also apply.				

5.3.3.4 Resource Custom Operations

5.3.3.4.1 Overview

Table 5.3.3.4.1-1: Custom operations

Custom operation URI	Mapped HTTP method	Description
{apiRoot}/npcf-ue-policy-control/v1/policies/{polAssold}/update	POST	Report observed event trigger and obtain updated policies.

5.3.3.4.2 Operation: Update

5.3.3.4.2.1 Description

The update custom operation allows an NF service consumer to report the occurrence on a police request trigger and to obtain related updated policies.

5.3.3.4.2.2 Operation Definition

This operation shall support the request data structures specified in table 5.3.3.4.2.2-1 and the response data structure and response codes specified in table 5.3.3.4.2.2-2.

Table 5.3.3.4.2.2-1: Data structures supported by the POST Request Body on this resource

Data type	P	Cardinality	Description
PolicyAssociationUpdateRequest	M	1	Describes the observed event trigger(s).

Table 5.3.3.4.2.2-2: Data structures supported by the POST Response Body on this resource

Data type	P	Cardinality	Response codes	Description
PolicyUpdate	M	1	200 OK	Describes updated policies.
NOTE: The mandatory HTTP error status codes for the POST method listed in Table 5.2.7.1-1 of 3GPP TS 29.500 [5] also apply.				

5.4 Custom Operations without associated resources

None.

5.5 Notifications

5.5.1 General

Table 5.5.1-1: Notifications

Custom operation URI	Mapped HTTP method	Description
{Notification URI}/update	POST	Policy Update Notification.
{Notification URI}/terminate	POST	Request for termination of the policy association.

5.5.2 Policy Update Notification

5.5.2.1 Description

This notification is used by the H-PCF to provide updates of UE policies to the V-PCF as NF service consumer.

5.5.2.2 Operation Definition

This operation shall support the request data structures specified in table 5.5.2.2-1 and the response data structure and response codes specified in table 5.5.2.2-2.

Table 5.5.2.2-1: Data structures supported by the POST Request Body on this resource

Data type	P	Cardinality	Description
PolicyUpdate	M	1	Updated policies.

Table 5.5.2.2-2: Data structures supported by the POST Response Body on this resource

Data type	P	Cardinality	Response codes	Description
n/a			204 No Content	The policies were successfully updated.
NOTE: The mandatory HTTP error status codes for the POST method listed in Table 5.2.7.1-1 of 3GPP TS 29.500 [5] also apply.				

5.5.3 Request for termination of the UE policy association

5.5.3.1 Description

This notification is used by the PCF to request the termination of a UE policy association.

5.5.3.2 Operation Definition

This operation shall support the request data structures specified in table 5.5.3.2-1 and the response data structure and response codes specified in table 5.5.3.2-2.

Table 5.5.3.2-1: Data structures supported by the POST Request Body on this resource

Data type	P	Cardinality	Description
TerminationNotification	M	1	Request to terminate the policy association.

Table 5.5.3.2-2: Data structures supported by the POST Response Body on this resource

Data type	P	Cardinality	Response codes	Description
n/a			204 No Content	The request for policy association termination was received.
n/a			307 temporary redirect	The NF service consumer shall generate a Location header field containing a different URI pointing to another NF service consumer to which the notification should be send.
ProblemDetails	M	1	404 Not Found	The NF service consumer can use this response when the notification can be sent to another unknown host.
NOTE: The mandatory HTTP error status codes for the POST method listed in Table 5.2.7.1-1 of 3GPP TS 29.500 [5] also apply.				

5.6 Data Model

5.6.1 General

This subclause specifies the application data model supported by the API.

Table 5.6.1-1 specifies the data types defined for the Npcf_UEPolicyControl service based interface protocol.

Table 5.6.1-1: Npcf_UEPolicyControl specific Data Types

Data type	Section defined	Description	Applicability
PolicyAssociation	5.6.2.2	Description of a policy association that is returned by the PCF when a policy Association is created, updated, or read.	
PolicyAssociationReleaseCause	5.6.3.4	The cause why the PCF requests the termination of the policy association.	
PolicyAssociationRequest	5.6.2.3	Information that NF service consumer provides when requesting the creation of a policy association.	
PolicyAssociationUpdateRequest	5.6.2.4	Information that NF service consumer provides when requesting the update of a policy association.	
PolicyUpdate	5.6.2.5	Updated policies that the PCF provides in a notification or in the reply to an Update Request.	
RequestTrigger	5.6.3.3	Enumeration of possible Request Triggers.	
TerminationNotification	5.6.2.6	Request to terminate a policy Association that the PCF provides in a notification.	
UePolicy	5.6.3.2	UE Policies	
UePolicyDeliveryResult	5.6.3.2	UE Policy delivery Result	
UePolicyRequest	5.6.3.2	Request for UE Policies	
UePolicyTransferFailureNotification	5.6.2.7	Information that the UE policy is failure to be transferred to the UE because the UE is not reachable.	

Table 5.6.1-2 specifies data types re-used by the Npcf_UEPolicyControl service based interface protocol from other specifications, including a reference to their respective specifications and when needed, a short description of their use within the Npcf_UEPolicyControl service based interface.

Table 5.6.1-2: Npcf_UEPolicyControl re-used Data Types

Data type	Reference	Comments	Applicability
AccessType	3GPP TS 29.571 [11]		
Gpsi	3GPP TS 29.571 [11]	Generic Public Subscription Identifier	
GroupId	3GPP TS 29.571 [11]		
Guami	3GPP TS 29.571 [11]	Globally Unique AMF Identifier	
Ipv4Addr	3GPP TS 29.571 [11]		
Ipv6Addr	3GPP TS 29.571 [11]		
N1N2MessageTransferCause	3GPP TS 29.518 [14]		
NetworkId	3GPP TS 29.571 [11]		
NfInstanceId	3GPP TS 29.571 [11]		
Pei	3GPP TS 29.571 [11]	Permanent Equipment Identifier	
PresenceInfo	3GPP TS 29.571 [11]	Presence reporting area information	
ProblemDetails	3GPP TS 29.571 [11]		
Uri	3GPP TS 29.571 [11]		
UserLocation	3GPP TS 29.571 [11]		
RatType	3GPP TS 29.571 [11]		
Supi	3GPP TS 29.571 [11]	Subscription Permanent Identifier	
SupportedFeatures	3GPP TS 29.571 [11]	Used to negotiate the applicability of the optional features defined in table 5.8-1.	
TimeZone	3GPP TS 29.571 [11]		
UInteger	3GPP TS 29.571 [11]		

5.6.2 Structured data types

5.6.2.1 Introduction

This subclause defines the structures to be used in resource representations.

5.6.2.2 Type PolicyAssociation

Table 5.6.2.2-1: Definition of type PolicyAssociation

Attribute name	Data type	P	Cardinality	Description	Applicability
request	PolicyAssociationRequest	O	0..1	The information provided by the NF service consumer when requesting the creation of a policy association	
uePolicy	UePolicy	O	0..1	The UE policy as determined by the PCF.	
triggers	array(RequestTrigger)	O	1..N	Request Triggers that the PCF subscribes. Only values "LOC_CH" and "PRA_CH" are permitted.	
pras	map(PresenceInfo)	C	1..N	If the Trigger "PRA_CH" is provided, the presence reporting area(s) for which reporting is requested shall be provided. The "prald" attribute within the PresenceInfo data type shall also be the key of the map. The "presenceState" attribute within the PresenceInfo data type shall not be supplied.	
supFeat	SupportedFeatures	M	1	Indicates the negotiated supported features.	

5.6.2.3 Type PolicyAssociationRequest

Table 5.6.2.3-1: Definition of type PolicyAssociationRequest

Attribute name	Data type	P	Cardinality	Description	Applicability
notificationUri	Uri	M	1	Identifies the recipient of Notifications sent by the PCF.	
altNotifIpv4Addrs	array(Ipv4Addr)	O	1..N	Alternate or backup IPv4 Address(es) where to send Notifications.	
altNotifIpv6Addrs	array(Ipv6Addr)	O	1..N	Alternate or backup IPv6 Address(es) where to send Notifications.	
supi	Supi	M	1	Subscription Permanent Identifier.	
gpsi	Gpsi	C	0..1	Generic Public Subscription Identifier. Shall be provided when available.	
accessType	AccessType	C	0..1	The Access Type where the served UE is camping. Shall be provided when available.	
pei	Pei	C	0..1	The Permanent Equipment Identifier of the served UE. Shall be provided when available.	
userLoc	UserLocation	C	0..1	The location of the served UE. Shall be provided when available.	
timeZone	TimeZone	C	0..1	The time zone where the served UE is camping. Shall be provided when available.	
servingPlmn	NetworkId	C	0..1	The serving PLMN where the served UE is camping. Shall be provided when available.	
ratType	RatType	C	0..1	The RAT Type where the served UE is camping. Shall be provided when available.	
groupIds	array(GroupId)	C	1..N	Internal Group Identifier(s) of the served UE. Shall be provided when available.	
hPcfId	string	C	0..1	H-PCF Identifier. Shall be provided when available.	
uePolReq	UePolicyRequest	C	0..1	A request for UE Policies. Shall be provided when the AMF receives an "UE STATE INDICATION" message, as defined in Annex D.5.4 of 3GPP TS 24.501 [15].	
guami	Guami	C	0..1	The Globally Unique AMF Identifier (GUAMI) shall be provided by an AMF as service consumer.	
serviceName	string	O	0..1	If the NF service consumer is an AMF, it should provide the name of a service produced by the AMF that makes use of information received within the Npcf_UEPolicyControl_UpdateNotify service operation.	
servingNfId	NfInstanceId	C	0..1	If the NF service consumer is an AMF, it shall contain the identifier of the serving AMF.	
suppFeat	SupportedFeatures	M	1	Indicates the features supported by the service consumer.	

5.6.2.4 Type PolicyAssociationUpdateRequest

Table 5.6.2.4-1: Definition of type PolicyAssociationUpdateRequest

Attribute name	Data type	P	Cardinality	Description	Applicability
notificationUri	Uri	O	0..1	Identifies the recipient of Notifications sent by the PCF.	
altNotifIpv4Addrs	array(Ipv4Addr)	O	1..N	Alternate or backup IPv4 Address(es) where to send Notifications.	
altNotifIpv6Addrs	array(Ipv6Addr)	O	1..N	Alternate or backup IPv6 Address(es) where to send Notifications.	
triggers	array(RequestTrigger)	C	1..N	Request Triggers that the NF service consumer observes.	
praStatuses	map(PresenceInfo)	C	1..N	If the Trigger "PRA_CH" is reported, the UE presence status for tracking area for which changes of the UE presence occurred shall be provided. The "prald" attribute within the PresenceInfo data type shall also be the key of the map. The "presenceState" attribute within the PresenceInfo data type shall be supplied.	
userLoc	UserLocation	C	0..1	The location of the served UE shall be provided for trigger "LOC_CH".	
uePolDelResult	UePolicyDeliveryResult	C	0..1	UE Policy Delivery Result. Shall be provided together with trigger "UE_POLICY" when a "MANAGE UE POLICY COMPLETE" message or a "MANAGE UE POLICY COMMAND REJECT" message, as defined in Annex D.5 of 3GPP TS 24.501 [15], has been received by the V-PCF and is being forwarded to the H-PCF.	
uePolTransFailNotif	UePolicyTransferFailureNotification	C	0..1	The UE policy transfer failure notification. Shall be provided together with trigger "UE_Policy" when a response with HTTP status code 4xx or 5xx as defined in subclause 5.2.2.3.1.2 of 3GPP TS 29.518 [14] or a N1N2 Transfer Failure Notification as defined in subclause 5.2.2.3.2 of 3GPP TS 29.518 [14] is received after the V-PCF provisioned the UE policy by invoking the Namf_Communication_N1N2MessageTransfer service operation to the AMF and is notifying the H-PCF.	
guami	Guami	O	0..1	The Globally Unique AMF Identifier (GUAMI) shall be provided by an AMF as service consumer.	
servingNfld	NfInstanceId	C	0..1	It shall contain the identifier of the new AMF during the AMF relocation.	

5.6.2.5 Type PolicyUpdate

Table 5.6.2.5-1: Definition of type PolicyUpdate

Attribute name	Data type	P	Cardinality	Description	Applicability
resourceUri	Uri	C	0..1	The resource URI of the individual UE policy association related to the notification. Shall be included when policy is supplied as part of the Npcf_UEPolicyControl_UpdateNotify Service Operation.	
uePolicy	UePolicy	O	0..1	The UE policy as determined by the PCF.	
triggers	array(RequestTrigger)	O	1..N	Request Triggers that the PCF subscribes. Only values "LOC_CH" and "PRA_CH" are permitted.	
pras	map(PresenceInfo)	C	1..N	If the Trigger "PRA_CH" is provided or if that trigger was already set but the requested presence reporting areas need to be changed, the presence reporting area(s) for which reporting is requested shall be provided. The prald attribute within the PresenceInfo data type shall also be the key of the map. The presenceStatus attribute within the PresenceInfo data type shall not be supplied.	

5.6.2.6 Type TerminationNotification

Table 5.6.2.6-1: Definition of type TerminationNotification

Attribute name	Data type	P	Cardinality	Description	Applicability
resourceUri	Uri	M	1	The resource URI of the individual UE policy association related to the notification.	
cause	PolicyAssociationReleaseCause	M	1	The cause why the PCF requests the termination of the policy association.	

5.6.2.7 UePolicyTransferFailureNotification

Table 5.6.2.x-1: UEPolicyTransferFailureNotification

Attribute name	Data type	P	Cardinality	Description	Applicability
cause	N1N2MessageTransferCause	M	1	Indicates the reason why the UE policy could not be transferred by the AMF	
ptis	array(Uinteger)	M	1..N	Contains a list of PTI assigned by the H-PCF corresponding to the UE policy(s) which could not be transferred by the AMF.	

5.6.3 Simple data types and enumerations

5.6.3.1 Introduction

This subclause defines simple data types and enumerations that can be referenced from data structures defined in the previous subclauses.

5.6.3.2 Simple data types

The simple data types defined in table 5.6.3.2-1 shall be supported.

Table 5.6.3.2-1: Simple data types

Type Name	Type Definition	Description	Applicability
UePolicy	Bytes	"MANAGE UE POLICY COMMAND" message content, as defined in Table D.5.1.1.1 of 3GPP TS 24.501 [15]	
UePolicyDeliveryResult	Bytes	"MANAGE UE POLICY COMPLETE" message content, as defined in Table D.5.2.1.1 of 3GPP TS 24.501 [15], or "MANAGE UE POLICY COMMAND REJECT" message content, as defined in Table D.5.3.1.1 of 3GPP TS 24.501 [15]	
UePolicyRequest	Bytes	"UE STATE INDICATION" message content, as defined in Table D.5.4.1.1 of 3GPP TS 24.501 [15]	

5.6.3.3 Enumeration: RequestTrigger

The enumeration RequestTrigger represents the possible Policy Control Request Triggers.. It shall comply with the provisions defined in table 5.6.3.3-1.

Table 5.6.3.3-1: Enumeration RequestTrigger

Enumeration value	Description	Applicability
LOC_CH	Location change (tracking area): the tracking area of the UE has changed.	
PRA_CH	Change of UE presence in PRA: the UE is entering/leaving a Presence Reporting Area.	
UE_POLICY	A "MANAGE UE POLICY COMPLETE" message or a "MANAGE UE POLICY COMMAND REJECT" message, as defined in Annex D.5 of 3GPP TS 24.501 [15], has been received by the V-PCF and is being forwarded to the H-PCF. A Namf_Communication_N1N2MessageTransfer failure response as defined in subclause 5.2.2.3.1.2 of 3GPP TS 29.518 [14], or an N1N2 Transfer Failure Notification as defined in subclause 5.2.2.3.2 of 3GPP TS 29.518 [14], a UE Policy transfer failure is being notifying to the H-PCF. This event does not require a subscription and is only applicable for the V-PCF as NF service consumer and the H-PCF as NF service producer.	

5.6.3.4 Enumeration: PolicyAssociationReleaseCause

The enumeration PolicyAssociationReleaseCause represents the cause why the PCF requests the termination of the policy association. It shall comply with the provisions defined in table 5.6.3.4-1.

Table 5.6.3.4-1: Enumeration PolicyAssociationReleaseCause

Enumeration value	Description	Applicability
UNSPECIFIED	This value is used for unspecified reasons.	
UE_SUBSCRIPTION	This value is used to indicate that the policy association needs to be terminated because the subscription of UE has changed (e.g. was removed).	
INSUFFICIENT_RES	This value is used to indicate that the server is overloaded and needs to abort the policy association.	

5.7 Error handling

5.7.1 General

For the Npcf_UEPolicyControl API, HTTP error responses shall be supported as specified in subclause 4.8 of 3GPP TS 29.501 [6]. Protocol errors and application errors specified in table 5.2.7.2-1 of 3GPP TS 29.500 [5] shall be supported for an HTTP method if the corresponding HTTP status codes are specified as mandatory for that HTTP method in table 5.2.7.1-1 of 3GPP TS 29.500 [5].

In addition, the requirements in the following subclauses are applicable for the Npcf_UEPolicyControl API.

5.7.2 Protocol Errors

No specific protocol errors for the Npcf_UEPolicyControl API are specified.

5.7.3 Application Errors

The application errors defined for the Npcf_UEPolicyControl service are listed in Table 5.7.3-1. The PCF may include in the HTTP status code a "ProblemDetails" data structure with the "cause" attribute indicating the application error as listed in table 5.7.3-1.

Table 5.7.3-1: Application errors

Application Error	HTTP status code	Description
USER_UNKNOWN	400 Bad Request	The HTTP request is rejected because the end user specified in the request is unknown to the PCF.
ERROR_REQUEST_PARAMETERS	400 Bad Request	The HTTP request is rejected because the set of information needed by the PCF for UE Policy selection is incomplete or erroneous or not available for the decision to be made.

5.8 Feature negotiation

The optional features in table 5.8-1 are defined for the Npcf_UEPolicyControl API. They shall be negotiated using the extensibility mechanism defined in subclause 6.6 of 3GPP TS 29.500 [5].

Table 5.8-1: Supported Features

Feature number	Feature Name	Description

5.9 Security

As indicated in 3GPP TS 33.501 [19] and 3GPP TS 29.500 [5], the access to the Npcf_UEPolicyControl API may be authorized by means of the OAuth2 protocol (see IETF RFC 6749 [20]), based on local configuration, using the "Client Credentials" authorization grant, where the NRF (see 3GPP TS 29.510 [13]) plays the role of the authorization server.

If OAuth2 is used, an NF Service Consumer, prior to consuming services offered by the Npcf_UEPolicyControl API, shall obtain a "token" from the authorization server, by invoking the Access Token Request service, as described in 3GPP TS 29.510 [13], subclause 5.4.2.2.

NOTE: When multiple NRFs are deployed in a network, the NRF used as authorization server is the same NRF that the NF Service Consumer used for discovering the Npcf_UEPolicyControl service.

The Npcf_UEPolicyControl API defines a single scope "npcf-ue-policy-control" for the entire service, and it does not define any additional scopes at resource or operation level.

Annex A (normative): OpenAPI specification

A.1 General

The present Annex contains an OpenAPI [10] specification of HTTP messages and content bodies used by the Npcf_UEPolicyControl API.

This Annex shall take precedence when being discrepant to other parts of the specification with respect to the encoding of information elements and methods within the API.

NOTE 1: The semantics and procedures, as well as conditions, e.g. for the applicability and allowed combinations of attributes or values, not expressed in the OpenAPI definitions but defined in other parts of the specification also apply.

Informative copies of the OpenAPI specification file contained in this 3GPP Technical Specification are available on the public 3GPP file server in the following locations (see clause 5B of the 3GPP TR 21.900 [22] for further information):

- <https://www.3gpp.org/ftp/Specs/archive/OpenAPI/<Release>/>, and
- <https://www.3gpp.org/ftp/Specs/<Plenary>/<Release>/OpenAPI/>.

NOTE 2: To fetch the OpenAPI specification file after CT#83 plenary meeting for Release 15 in the above links <Plenary> must be replaced with the date the CT Plenary occurs, in the form of year-month (yyyy-mm), e.g. for CT#83 meeting <Plenary> must be replaced with value "2019-03" and <Release> must be replaced with value "Rel-15".

A.2 Npcf_UEPolicyControl API

```

openapi: 3.0.0
info:
  version: 1.0.3
  title: Npcf_UEPolicyControl
  description: |
    UE Policy Control Service.
    © 2019, 3GPP Organizational Partners (ARIB, ATIS, CCSA, ETSI, TSDSI, TTA, TTC).
    All rights reserved.
externalDocs:
  description: 3GPP TS 29.525 V15.3.0; 5G System; UE Policy Control Service.
  url: 'http://www.3gpp.org/ftp/Specs/archive/29_series/29.525/'
servers:
  - url: '{apiRoot}/npcf-ue-policy-control/v1'
    variables:
      apiRoot:
        default: https://example.com
        description: apiRoot as defined in subclause subclause 4.4 of 3GPP TS 29.501
security:
  - {}
  - oAuth2ClientCredentials:
      - npcf-ue-policy-control
paths:
  /policies:
    post:
      operationId: CreateIndividualUEPolicyAssociation
      summary: Create individual UE policy association.
      tags:
        - UE Policy Associations (Collection)
      requestBody:
        required: true
        content:
          application/json:
            schema:
              $ref: '#/components/schemas/PolicyAssociationRequest'
      responses:

```

```

'201':
  description: Created
  content:
    application/json:
      schema:
        $ref: '#/components/schemas/PolicyAssociation'
  headers:
    Location:
      description: 'Contains the URI of the newly created resource, according to the
structure: {apiRoot}/npcf-ue-policy-control/v1/policies/{polAssoId}'
      required: true
      schema:
        type: string
'400':
  $ref: 'TS29571_CommonData.yaml#/components/responses/400'
'401':
  $ref: 'TS29571_CommonData.yaml#/components/responses/401'
'403':
  $ref: 'TS29571_CommonData.yaml#/components/responses/403'
'404':
  $ref: 'TS29571_CommonData.yaml#/components/responses/404'
'411':
  $ref: 'TS29571_CommonData.yaml#/components/responses/411'
'413':
  $ref: 'TS29571_CommonData.yaml#/components/responses/413'
'415':
  $ref: 'TS29571_CommonData.yaml#/components/responses/415'
'429':
  $ref: 'TS29571_CommonData.yaml#/components/responses/429'
'500':
  $ref: 'TS29571_CommonData.yaml#/components/responses/500'
'503':
  $ref: 'TS29571_CommonData.yaml#/components/responses/503'
default:
  $ref: 'TS29571_CommonData.yaml#/components/responses/default'
callbacks:
  policyUpdateNotification:
    '{$request.body#/notificationUri}/update':
      post:
        requestBody:
          required: true
          content:
            application/json:
              schema:
                $ref: '#/components/schemas/PolicyUpdate'
  responses:
    '204':
      description: No Content, Notification was succesfull
    '400':
      $ref: 'TS29571_CommonData.yaml#/components/responses/400'
    '401':
      $ref: 'TS29571_CommonData.yaml#/components/responses/401'
    '403':
      $ref: 'TS29571_CommonData.yaml#/components/responses/403'
    '404':
      $ref: 'TS29571_CommonData.yaml#/components/responses/404'
    '411':
      $ref: 'TS29571_CommonData.yaml#/components/responses/411'
    '413':
      $ref: 'TS29571_CommonData.yaml#/components/responses/413'
    '415':
      $ref: 'TS29571_CommonData.yaml#/components/responses/415'
    '429':
      $ref: 'TS29571_CommonData.yaml#/components/responses/429'
    '500':
      $ref: 'TS29571_CommonData.yaml#/components/responses/500'
    '503':
      $ref: 'TS29571_CommonData.yaml#/components/responses/503'
    default:
      $ref: 'TS29571_CommonData.yaml#/components/responses/default'
  policyAssociationTerminationRequestNotification:
    '{$request.body#/notificationUri}/terminate':
      post:
        requestBody:
          required: true
          content:
            application/json:
              schema:

```

```

        $ref: '#/components/schemas/TerminationNotification'
responses:
  '204':
    description: No Content, Notification was succesfull
  '307':
    description: temporary redirect
  '400':
    $ref: 'TS29571_CommonData.yaml#/components/responses/400'
  '401':
    $ref: 'TS29571_CommonData.yaml#/components/responses/401'
  '403':
    $ref: 'TS29571_CommonData.yaml#/components/responses/403'
  '404':
    $ref: 'TS29571_CommonData.yaml#/components/responses/404'
  '411':
    $ref: 'TS29571_CommonData.yaml#/components/responses/411'
  '413':
    $ref: 'TS29571_CommonData.yaml#/components/responses/413'
  '415':
    $ref: 'TS29571_CommonData.yaml#/components/responses/415'
  '429':
    $ref: 'TS29571_CommonData.yaml#/components/responses/429'
  '500':
    $ref: 'TS29571_CommonData.yaml#/components/responses/500'
  '503':
    $ref: 'TS29571_CommonData.yaml#/components/responses/503'
  default:
    $ref: 'TS29571_CommonData.yaml#/components/responses/default'
/policies/{polAssoId}:
  get:
    operationId: ReadIndividualUEPolicyAssociation
    summary: Read individual UE policy association.
    tags:
      - Individual UE Policy Association (Document)
    parameters:
      - name: polAssoId
        in: path
        description: Identifier of a policy association
        required: true
        schema:
          type: string
    responses:
      '200':
        description: OK. Resource representation is returned
        content:
          application/json:
            schema:
              $ref: '#/components/schemas/PolicyAssociation'
      '400':
        $ref: 'TS29571_CommonData.yaml#/components/responses/400'
      '401':
        $ref: 'TS29571_CommonData.yaml#/components/responses/401'
      '403':
        $ref: 'TS29571_CommonData.yaml#/components/responses/403'
      '404':
        $ref: 'TS29571_CommonData.yaml#/components/responses/404'
      '406':
        $ref: 'TS29571_CommonData.yaml#/components/responses/406'
      '429':
        $ref: 'TS29571_CommonData.yaml#/components/responses/429'
      '500':
        $ref: 'TS29571_CommonData.yaml#/components/responses/500'
      '503':
        $ref: 'TS29571_CommonData.yaml#/components/responses/503'
      default:
        $ref: 'TS29571_CommonData.yaml#/components/responses/default'
  delete:
    operationId: DeleteIndividualUEPolicyAssociation
    summary: Delete individual UE policy association.
    tags:
      - Individual UE Policy Association (Document)
    parameters:
      - name: polAssoId
        in: path
        description: Identifier of a policy association
        required: true
        schema:
          type: string

```



```

responses:
  '204':
    description: No Content. Resource was succesfully deleted
  '400':
    $ref: 'TS29571_CommonData.yaml#/components/responses/400'
  '401':
    $ref: 'TS29571_CommonData.yaml#/components/responses/401'
  '403':
    $ref: 'TS29571_CommonData.yaml#/components/responses/403'
  '404':
    $ref: 'TS29571_CommonData.yaml#/components/responses/404'
  '429':
    $ref: 'TS29571_CommonData.yaml#/components/responses/429'
  '500':
    $ref: 'TS29571_CommonData.yaml#/components/responses/500'
  '503':
    $ref: 'TS29571_CommonData.yaml#/components/responses/503'
  default:
    $ref: 'TS29571_CommonData.yaml#/components/responses/default'
/policies/{polAssoId}/update:
  post:
    operationId: ReportObservedEventTriggersForIndividualUEPolicyAssociation
    summary: Report observed event triggers and possibly obtain updated policies for an
individual UE policy association.
    tags:
      - Individual UE Policy Association (Document)
    requestBody:
      required: true
      content:
        application/json:
          schema:
            $ref: '#/components/schemas/PolicyAssociationUpdateRequest'
    parameters:
      - name: polAssoId
        in: path
        description: Identifier of a policy association
        required: true
        schema:
          type: string
    responses:
      '200':
        description: OK. Updated policies are returned
        content:
          application/json:
            schema:
              $ref: '#/components/schemas/PolicyUpdate'
      '400':
        $ref: 'TS29571_CommonData.yaml#/components/responses/400'
      '401':
        $ref: 'TS29571_CommonData.yaml#/components/responses/401'
      '403':
        $ref: 'TS29571_CommonData.yaml#/components/responses/403'
      '404':
        $ref: 'TS29571_CommonData.yaml#/components/responses/404'
      '411':
        $ref: 'TS29571_CommonData.yaml#/components/responses/411'
      '413':
        $ref: 'TS29571_CommonData.yaml#/components/responses/413'
      '415':
        $ref: 'TS29571_CommonData.yaml#/components/responses/415'
      '429':
        $ref: 'TS29571_CommonData.yaml#/components/responses/429'
      '500':
        $ref: 'TS29571_CommonData.yaml#/components/responses/500'
      '503':
        $ref: 'TS29571_CommonData.yaml#/components/responses/503'
      default:
        $ref: 'TS29571_CommonData.yaml#/components/responses/default'
components:
  securitySchemes:
    oAuth2ClientCredentials:
      type: oauth2
      flows:
        clientCredentials:
          tokenUrl: '{nrfApiRoot}/oauth2/token'
          scopes:
            npc-ue-policy-control: Access to the Npcf_AMPolicyControl API
schemas:

```

```

PolicyAssociation:
  type: object
  properties:
    request:
      $ref: '#/components/schemas/PolicyAssociationRequest'
    uePolicy:
      $ref: '#/components/schemas/UePolicy'
    triggers:
      type: array
      items:
        $ref: '#/components/schemas/RequestTrigger'
      minItems: 1
      description: Request Triggers that the PCF subscribes. Only values "LOC_CH" and "PRA_CH"
are permitted.
    pras:
      type: object
      additionalProperties:
        $ref: 'TS29571_CommonData.yaml#/components/schemas/PresenceInfo'
      minProperties: 1
    suppFeat:
      $ref: 'TS29571_CommonData.yaml#/components/schemas/SupportedFeatures'
  required:
  - suppFeat
PolicyAssociationRequest:
  type: object
  properties:
    notificationUri:
      $ref: 'TS29571_CommonData.yaml#/components/schemas/Uri'
    altNotifIpv4Adrrs:
      type: array
      items:
        $ref: 'TS29571_CommonData.yaml#/components/schemas/Ipv4Addr'
      minItems: 1
      description: Alternate or backup IPv4 Address(es) where to send Notifications.
    altNotifIpv6Adrrs:
      type: array
      items:
        $ref: 'TS29571_CommonData.yaml#/components/schemas/Ipv6Addr'
      minItems: 1
      description: Alternate or backup IPv6 Address(es) where to send Notifications.
    supi:
      $ref: 'TS29571_CommonData.yaml#/components/schemas/Supi'
    gpsi:
      $ref: 'TS29571_CommonData.yaml#/components/schemas/Gpsi'
    accessType:
      $ref: 'TS29571_CommonData.yaml#/components/schemas/AccessType'
    pei:
      $ref: 'TS29571_CommonData.yaml#/components/schemas/Pei'
    userLoc:
      $ref: 'TS29571_CommonData.yaml#/components/schemas/UserLocation'
    timeZone:
      $ref: 'TS29571_CommonData.yaml#/components/schemas/TimeZone'
    servingPlmn:
      $ref: 'TS29571_CommonData.yaml#/components/schemas/NetworkId'
    ratType:
      $ref: 'TS29571_CommonData.yaml#/components/schemas/RatType'
    groupIds:
      type: array
      items:
        $ref: 'TS29571_CommonData.yaml#/components/schemas/GroupId'
      minItems: 1
    hPcfId:
      type: string
      description: H-PCF Identifier. Shall be provided when available.
    uePolReq:
      $ref: '#/components/schemas/UePolicyRequest'
    guami:
      $ref: 'TS29571_CommonData.yaml#/components/schemas/Guami'
    serviceName:
      type: string
      description: If the NF service consumer is an AMF, it should provide the name of a service
produced by the AMF that makes use of information received within the
Npcf_UEPolicyControl_UpdateNotify service operation.
    servingNfId:
      $ref: 'TS29571_CommonData.yaml#/components/schemas/NfInstanceId'
    suppFeat:
      $ref: 'TS29571_CommonData.yaml#/components/schemas/SupportedFeatures'
  required:

```

```

- notificationUri
- suppFeat
- supi
PolicyAssociationUpdateRequest:
  type: object
  properties:
    notificationUri:
      $ref: 'TS29571_CommonData.yaml#/components/schemas/Uri'
    altNotifIpv4Addrs:
      type: array
      items:
        $ref: 'TS29571_CommonData.yaml#/components/schemas/Ipv4Addr'
      minItems: 1
      description: Alternate or backup IPv4 Address(es) where to send Notifications.
    altNotifIpv6Addrs:
      type: array
      items:
        $ref: 'TS29571_CommonData.yaml#/components/schemas/Ipv6Addr'
      minItems: 1
      description: Alternate or backup IPv6 Address(es) where to send Notifications.
    triggers:
      type: array
      items:
        $ref: '#/components/schemas/RequestTrigger'
      minItems: 1
      description: Request Triggers that the NF service consumer observes.
    praStatuses:
      type: object
      additionalProperties:
        $ref: 'TS29571_CommonData.yaml#/components/schemas/PresenceInfo'
      description: Map of PRA status information.
      minProperties: 1
    userLoc:
      $ref: 'TS29571_CommonData.yaml#/components/schemas/UserLocation'
    uePolDelResult:
      $ref: '#/components/schemas/UePolicyDeliveryResult'
    uePolTransFailNotif:
      $ref: '#/components/schemas/UePolicyTransferFailureNotification'
    guami:
      $ref: 'TS29571_CommonData.yaml#/components/schemas/Guami'
    servingNfId:
      $ref: 'TS29571_CommonData.yaml#/components/schemas/NfInstanceId'
PolicyUpdate:
  type: object
  properties:
    resourceUri:
      $ref: 'TS29571_CommonData.yaml#/components/schemas/Uri'
    uePolicy:
      $ref: '#/components/schemas/UePolicy'
    triggers:
      type: array
      items:
        $ref: '#/components/schemas/RequestTrigger'
      minItems: 1
      nullable: true
      description: Request Triggers that the PCF subscribes. Only values "LOC_CH" and "PRA_CH"
are permitted.
    pras:
      type: object
      additionalProperties:
        $ref: 'TS29571_CommonData.yaml#/components/schemas/PresenceInfo'
      description: Map of PRA information.
      minProperties: 1
      nullable: true
    required:
      - resourceUri
TerminationNotification:
  type: object
  properties:
    resourceUri:
      $ref: 'TS29571_CommonData.yaml#/components/schemas/Uri'
    cause:
      $ref: '#/components/schemas/PolicyAssociationReleaseCause'
    required:
      - resourceUri
      - cause
UePolicyTransferFailureNotification:
  type: object

```

```

properties:
  cause:
    $ref: 'TS29518_Namf_Communication.yaml#/components/schemas/N1N2MessageTransferCause'
  ptis:
    type: array
    items:
      $ref: 'TS29571_CommonData.yaml#/components/schemas/UInteger'
    minItems: 1
  required:
    - cause
    - ptis
UePolicy:
  $ref: 'TS29571_CommonData.yaml#/components/schemas/Bytes'
UePolicyDeliveryResult:
  $ref: 'TS29571_CommonData.yaml#/components/schemas/Bytes'
UePolicyRequest:
  $ref: 'TS29571_CommonData.yaml#/components/schemas/Bytes'
RequestTrigger:
  anyOf:
    - type: string
      enum:
        - LOC_CH
        - PRA_CH
        - UE_POLICY
    - type: string
      description: >
        This string provides forward-compatibility with future
        extensions to the enumeration but is not used to encode
        content defined in the present version of this API.
      description: >
        Possible values are
        - LOC_CH: Location change (tracking area). The tracking area of the UE has changed.
        - PRA_CH: Change of UE presence in PRA. The UE is entering/leaving a Presence Reporting
Area.
        - UE_POLICY: A MANAGE UE POLICY COMPLETE message or a MANAGE UE POLICY COMMAND REJECT
message, as defined in Annex D.5 of 3GPP TS 24.501, has been received by the AMF and is being
forwarded.
PolicyAssociationReleaseCause:
  anyOf:
    - type: string
      enum:
        - UNSPECIFIED
        - UE_SUBSCRIPTION
        - INSUFFICIENT_RES
    - type: string
      description: >
        This string provides forward-compatibility with future
        extensions to the enumeration but is not used to encode
        content defined in the present version of this API.
      description: >
        Possible values are
        - UNSPECIFIED: This value is used for unspecified reasons.
        - UE_SUBSCRIPTION: This value is used to indicate that the policy association needs to be
terminated because the subscription of UE has changed (e.g. was removed).
        - INSUFFICIENT_RES: This value is used to indicate that the server is overloaded and needs
to abort the policy association.

```

Annex B (informative): Withdrawn API versions

This Annex list withdrawn API versions of the Npcf_UEPolicyControl API defined in the present specification. 3GPP TS 3GPP TS 29.501 [6] subclause 4.3.1.6 describes the withdrawal of API versions.

The API versions listed in table B-1 are withdrawn for the Npcf_UEPolicyControl API.

Table B-1: Withdrawn API versions of the Npcf_UEPolicyControl service

API version number	Remarks
1.0.0	Deficits in: <ul style="list-style-type: none">- SUPI not mandatory (Unnecessary support of Emergency registration).- Missing AMF instance id in Policy Association request

Annex C (informative): Change history

Change history							
Date	TSG #	TSG Doc.	CR	Rev	Cat	Subject/Comment	New
2018-10	CT3#98-Bis	C3-186282				First TS version created based on suitable parts of TS 29.507v15.1.0	0.1.0
2018-12	CT3#99	C3-187094				API Version	0.2.0
2018-12	CT3#99	C3-187532				ExternalDocs OpenAPI field	0.2.0
2018-12	CT3#99	C3-187096				Location header field in OpenAPI	0.2.0
2018-12	CT3#99	C3-187533				Security	0.2.0
2018-12	CT3#99	C3-187098				supported content types	0.2.0
2018-12	CT3#99	C3-187534				HTTP Error responses	0.2.0
2018-12	CT3#99	C3-187673				Alternate IP address in Npcf_UEPolicyControl_Update	0.2.0
2018-12	CT3#99	C3-187673				Corrections on Protocol and Application errors	0.2.0
2018-12	CP#82	CP-183130				TS sent to plenary for information and approval	1.0.0
2018-12	CP#82	CP-183175				PCR 29.xyz Corrections of Cardinality in OpenAPI	1.1.0
2018-12	CP#82	CP-183250				TS number assigned for approval at plenary	1.1.0
2018-12	CP#82	CP-183252				TS approved by plenary	15.0.0
2019-03	CP#83	CP-190114	0001	1	F	Usage of the Namf_Communication Service by V-PCF	15.1.0
2019-03	CP#83	CP-190114	0002	1	F	Alignment with TS 24.501 changes on UE STATE INDICATION message	15.1.0
2019-03	CP#83	CP-190114	0005	-	F	OpenAPI version Update	15.1.0
2019-03	CP#83	CP-190114	0006	-	F	Correction to the overview	15.1.0
2019-03	CP#83	CP-190114	0007	-	F	Correction to the descriptions of network functions	15.1.0
2019-03	CP#83	CP-190114	0008	1	F	Correction to the service operation introduction	15.1.0
2019-03	CP#83	CP-190114	00011	3	F	Correction to the Npcf_UEPolicyControl_UpdateNotify operation	15.1.0
2019-03	CP#83	CP-190114	00012	-	F	Correction to the PresencelInfo data type	15.1.0
2019-03	CP#83	CP-190114	00013	-	F	UE Policy Control support for Emergency Registration	15.1.0
2019-03	CP#83	CP-190114	00014	-	F	Correction to the group identifier	15.1.0
2019-03	CP#83	CP-190114	00017	1	F	Adding AMF instance id in Policy Association request	15.1.0
2019-03	CP#83	CP-190114	00018	3	F	V-PCF Interworking procedures for UE policy delivery service	15.1.0
2019-03	CP#83	CP-190214	00019	3	F	Correction on the handling of URSP and ANDSP policies	15.1.0
2019-06	CT#84	CP-191082	00021	1	F	ANDSP correction	15.2.0
2019-06	CT#84	CP-191082	00022	2	F	Correction to PolicyAssociationReleaseCause data type	15.2.0
2019-06	CT#84	CP-191082	00023	1	F	Resending the UE policy	15.2.0
2019-06	CT#84	CP-191082	00024	2	F	Correction to the service operation procedure	15.2.0
2019-06	CT#84	CP-191082	00028	2	F	Withdrawing API version	15.2.0
2019-06	CT#84	CP-191082	00029	1	F	Precedence of OpenAPI file	15.2.0
2019-06	CT#84	CP-191082	00030	1	F	API version Update	15.2.0
2019-06	CT#84	CP-191082	00031	-	F	Correction to the serviceName attribute	15.2.0
2019-06	CT#84	CP-191082	00034	2	F	Copyright Note in YAML file	15.2.0
2019-09	CT#85	CP-192148	00037	-	F	UE policy correction in AMF	15.3.0
2019-09	CT#85	CP-192221	00042	3	F	Message transfer failure notification	15.3.0
2019-09	CT#85	CP-192148	00045	1	F	GUAMI included in the Update operation	15.3.0
2019-09	CT#85	CP-192172	00049	-	F	OpenAPI version update TS 29.525 Rel-15	15.3.0

History

Document history		
V15.0.0	April 2019	Publication
V15.1.0	April 2019	Publication
V15.3.0	October 2019	Publication