

ETSI TS 131 221 V17.0.0 (2022-04)



**Universal Mobile Telecommunications System (UMTS);
LTE;
Contact Manager Application Programming Interface (API);
Contact Manager API for Java Card
(3GPP TS 31.221 version 17.0.0 Release 17)**



Reference

RTS/TSGC-0631221vh00

Keywords

LTE,UMTS

ETSI

650 Route des Lucioles
F-06921 Sophia Antipolis Cedex - FRANCE

Tel.: +33 4 92 94 42 00 Fax: +33 4 93 65 47 16

Siret N° 348 623 562 00017 - APE 7112B
Association à but non lucratif enregistrée à la
Sous-Préfecture de Grasse (06) N° w061004871

Important notice

The present document can be downloaded from:

<http://www.etsi.org/standards-search>

The present document may be made available in electronic versions and/or in print. The content of any electronic and/or print versions of the present document shall not be modified without the prior written authorization of ETSI. In case of any existing or perceived difference in contents between such versions and/or in print, the prevailing version of an ETSI deliverable is the one made publicly available in PDF format at www.etsi.org/deliver.

Users of the present document should be aware that the document may be subject to revision or change of status.

Information on the current status of this and other ETSI documents is available at

<https://portal.etsi.org/TB/ETSIDeliverableStatus.aspx>

If you find errors in the present document, please send your comment to one of the following services:

<https://portal.etsi.org/People/CommitteeSupportStaff.aspx>

If you find a security vulnerability in the present document, please report it through our
Coordinated Vulnerability Disclosure Program:

<https://www.etsi.org/standards/coordinated-vulnerability-disclosure>

Notice of disclaimer & limitation of liability

The information provided in the present deliverable is directed solely to professionals who have the appropriate degree of experience to understand and interpret its content in accordance with generally accepted engineering or other professional standard and applicable regulations.

No recommendation as to products and services or vendors is made or should be implied.

No representation or warranty is made that this deliverable is technically accurate or sufficient or conforms to any law and/or governmental rule and/or regulation and further, no representation or warranty is made of merchantability or fitness for any particular purpose or against infringement of intellectual property rights.

In no event shall ETSI be held liable for loss of profits or any other incidental or consequential damages.

Any software contained in this deliverable is provided "AS IS" with no warranties, express or implied, including but not limited to, the warranties of merchantability, fitness for a particular purpose and non-infringement of intellectual property rights and ETSI shall not be held liable in any event for any damages whatsoever (including, without limitation, damages for loss of profits, business interruption, loss of information, or any other pecuniary loss) arising out of or related to the use of or inability to use the software.

Copyright Notification

No part may be reproduced or utilized in any form or by any means, electronic or mechanical, including photocopying and microfilm except as authorized by written permission of ETSI.

The content of the PDF version shall not be modified without the written authorization of ETSI.

The copyright and the foregoing restriction extend to reproduction in all media.

© ETSI 2022.
All rights reserved.

Intellectual Property Rights

Essential patents

IPRs essential or potentially essential to normative deliverables may have been declared to ETSI. The declarations pertaining to these essential IPRs, if any, are publicly available for **ETSI members and non-members**, and can be found in ETSI SR 000 314: "*Intellectual Property Rights (IPRs); Essential, or potentially Essential, IPRs notified to ETSI in respect of ETSI standards*", which is available from the ETSI Secretariat. Latest updates are available on the ETSI Web server (<https://ipr.etsi.org/>).

Pursuant to the ETSI Directives including the ETSI IPR Policy, no investigation regarding the essentiality of IPRs, including IPR searches, has been carried out by ETSI. No guarantee can be given as to the existence of other IPRs not referenced in ETSI SR 000 314 (or the updates on the ETSI Web server) which are, or may be, or may become, essential to the present document.

Trademarks

The present document may include trademarks and/or tradenames which are asserted and/or registered by their owners. ETSI claims no ownership of these except for any which are indicated as being the property of ETSI, and conveys no right to use or reproduce any trademark and/or tradename. Mention of those trademarks in the present document does not constitute an endorsement by ETSI of products, services or organizations associated with those trademarks.

DECT™, **PLUGTESTS™**, **UMTS™** and the ETSI logo are trademarks of ETSI registered for the benefit of its Members. **3GPP™** and **LTE™** are trademarks of ETSI registered for the benefit of its Members and of the 3GPP Organizational Partners. **oneM2M™** logo is a trademark of ETSI registered for the benefit of its Members and of the oneM2M Partners. **GSM®** and the GSM logo are trademarks registered and owned by the GSM Association.

Legal Notice

This Technical Specification (TS) has been produced by ETSI 3rd Generation Partnership Project (3GPP).

The present document may refer to technical specifications or reports using their 3GPP identities. These shall be interpreted as being references to the corresponding ETSI deliverables.

The cross reference between 3GPP and ETSI identities can be found under <http://webapp.etsi.org/key/queryform.asp>.

Modal verbs terminology

In the present document "**shall**", "**shall not**", "**should**", "**should not**", "**may**", "**need not**", "**will**", "**will not**", "**can**" and "**cannot**" are to be interpreted as described in clause 3.2 of the [ETSI Drafting Rules](#) (Verbal forms for the expression of provisions).

"**must**" and "**must not**" are **NOT** allowed in ETSI deliverables except when used in direct citation.

Contents

Intellectual Property Rights	2
Legal Notice	2
Modal verbs terminology.....	2
Foreword.....	4
1 Scope	5
2 References	5
3 Definitions, symbols and abbreviations	6
3.1 Definitions	6
3.2 Symbols.....	6
3.3 Abbreviations	6
4 Contact manager internal interface characteristics.....	6
4.1 Reference model.....	6
4.2 Data model	7
4.3 Events registration and deregistration	8
4.3.1 Overview	8
4.3.2 Definition of events	8
4.4 Services invocation.....	9
4.4.1 General.....	9
4.4.2 Services invocation API description.....	9
4.4.2.1 View interfaces	9
4.4.2.2 Lists access interfaces	10
4.4.2.3 Items update interfaces.....	11
4.4.2.4 Access control.....	11
4.4.3 API classes and interfaces detailed description	12
Annex A (normative): Java Card™ platform Contact Manager API	13
Annex B (normative): Java Card™ platform Contact Manager API identifiers	14
Annex C (normative): Java Card™ platform Contact Manager API package version management	15
Annex D (informative): Example of Java Card™ platform Contact Manager API use.....	16
Annex E (informative): Change history	17
History	18

Foreword

This Technical Specification has been produced by the 3rd Generation Partnership Project (3GPP).

The contents of the present document are subject to continuing work within the TSG and may change following formal TSG approval. Should the TSG modify the contents of the present document, it will be re-released by the TSG with an identifying change of release date and an increase in version number as follows:

Version x.y.z

where:

- x the first digit:
 - 1 presented to TSG for information;
 - 2 presented to TSG for approval;
 - 3 or greater indicates TSG approved document under change control.
- y the second digit is incremented for all changes of substance, i.e. technical enhancements, corrections, updates, etc.
- z the third digit is incremented when editorial only changes have been incorporated in the document.

1 Scope

The present document defines the internal interface characteristics of the Contact Manager for 3GPP UICC applications [2].

The internal interface between the Contact Manager Server application on the UICC and the Contact Manager Client application on the UICC enables Java Card™ platform based applets, defined in [3], [4] and [5], to invoke and register to the Contact Manager Server services. In particular, the Contact Manager Java Card™ based API provides methods to:

- Read/Update/Create/Delete contact(s) in the Contact Manager Server;
- Manage group of contacts in the Contact Manager Server;
- Search for a contact in the Contact Manager Server storage;
- manage the contacts structure;
- Register/Un-register the application to pre-defined events (e.g. application to be notified when contacts are modified in the Contact Manager Server).

This API allows to develop an application running together with a Contact Manager [2].

2 References

The following documents contain provisions which, through reference in this text, constitute provisions of the present document.

- References are either specific (identified by date of publication, edition number, version number, etc.) or non-specific.
- For a specific reference, subsequent revisions do not apply.
- For a non-specific reference, the latest version applies. In the case of a reference to a 3GPP document (including a GSM document), a non-specific reference implicitly refers to the latest version of that document *in the same Release as the present document*.

[1] 3GPP TR 21.905: "Vocabulary for 3GPP Specifications".

[2] 3GPP TS 31.220: "Characteristics of the Contact Manager for 3GPP UICC applications".

[3] Sun Microsystems "Application Programming Interface, Java Card™ Platform, 3.0.1 Classic Edition".

[4] Sun Microsystems "Runtime Environment Specification, Java Card™ Platform, 3.0.1 Classic Edition".

[5] Sun Microsystems "Virtual Machine Specification Java Card™ Platform, 3.0.1 Classic Edition".

Note: SUN Java Card™ Specifications can be downloaded at <http://java.sun.com/products/javacard>

[6] 3GPP TS 31.130: "(U)SIM API for Java™ Card".

[7] ETSI TS 101 220: "Smart cards; ETSI numbering system for telecommunication application providers".

3 Definitions, symbols and abbreviations

3.1 Definitions

For the purposes of the present document, the terms and definitions given in TR 21.905 [1] and TS 31.130 [6] apply. A term defined in TS 31.130 [6] takes precedence over the definition of the same term, if any, in TR 21.905 [1].

3.2 Symbols

For the purposes of the present document, the following symbols apply:

|| Concatenation

3.3 Abbreviations

For the purposes of the present document, the abbreviations given in TR 21.905 [1] and the following apply. An abbreviation defined in the present document takes precedence over the definition of the same abbreviation, if any, in TR 21.905 [1].

API Application Programming Interface

4 Contact manager internal interface characteristics

4.1 Reference model

The present section describes an API and a Contact Manager Runtime Environment that enables Java Card™ platform based applets, defined in [3], [4] and [5], to invoke and register to the Contact Manager Server services (e.g. retrieve/modify contact information). The Contact Manager Runtime Environment API is further described in annex A.

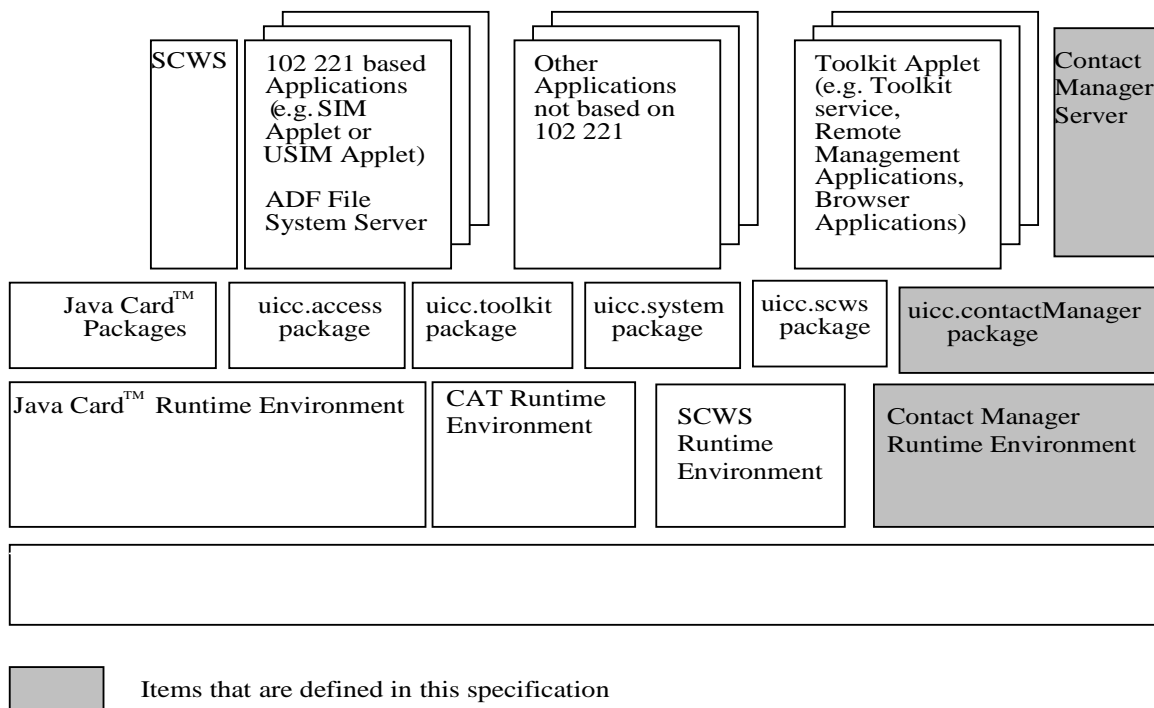


Figure 1: Internal interface reference model

Contact Manager Runtime Environment: An Extension to the Java Card™ platform described in [3][4][5] and the (U)SAT Runtime Environment described in TS 31.130 [6] to facilitate the communications between Applets and the Contact Manager Server.

Applet: these derive from *javacard.framework.Applet* and provide the entry points: *process*, *select*, *deselect*, *install* as defined in the "Runtime Environment Specification, Java Card™ Platform, 3.0.1 Classic Edition" [4].

Event Listener List of the Contact Manager: this is handling all the registration information of the event listener of the Contact Manager Server services. It is provided as a JCRE entry point object defined in [5]. The registry is part of the Contact Manager Runtime Environment.

Contact Manager API: consists of the package *uicc.contactmanager*, provides the methods to register and unregister, to the Contact Manager events. It also provides methods to access the Contact Manager Server data. This API is an extension to the "(U)SAT API" defined in TS 31 130 [6].

Contact Manager Server: application on the UICC that enables Java Card™ platform based applets, defined in [3], [4] and [5], to invoke and register to its services. The invocation of the Contact Manager Server services is done through methods corresponding to the Contact Manager Runtime Environment interface.

4.2 Data model

The Contact Manager API gives the user application a view of the data stored by the Contact Manager Server. This view follows the data model below:

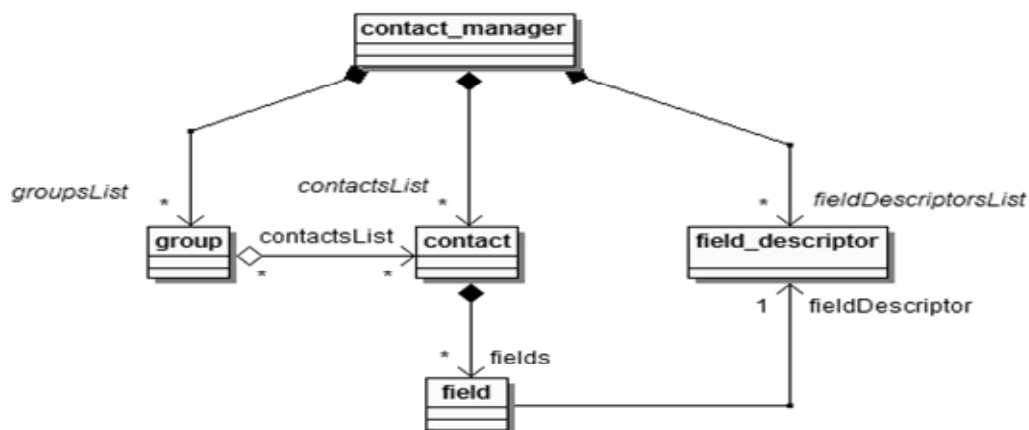


Figure 1: data model

The contact manager is composed of a collection of contacts. Each contact belongs to a unique contact manager.

The contact manager is also composed of a collection of field descriptors. Each field descriptor defines the properties of a field that all contacts belonging to the contact manager shall have. A contact field is described by:

- its type (e.g. Name, phone number, postal address,...) and
- its attributes (e.g. voice phone number).

Some fields such as a name or a postal address may be composed of several sub-fields. Each field descriptor belongs to a unique contact manager.

A contact is composed of a collection of fields. Each field belongs to a unique contact, and defines the value assigned to this contact for a unique field descriptor.

The contact manager is also composed of a collection of groups. Each group belongs to a unique contact manager, and is an aggregation of contacts that belong to the same contact manager. Each contact may belong to no group, one group, or multiple groups.

Each contact is identified by an identifier, which is unique among all contacts in the Contact Manager database.

Each field descriptor is identified by an identifier, which is unique among all field descriptors in the Contact Manager database.

Each group is identified by an identifier, which is unique among all groups in the Contact Manager database.

The contact identifiers, field descriptor identifiers and group identifiers are three distinct spaces. For example, a contact may have the same identifier as a group.

The following figure depicts an example of a Contact Manager Server data store.

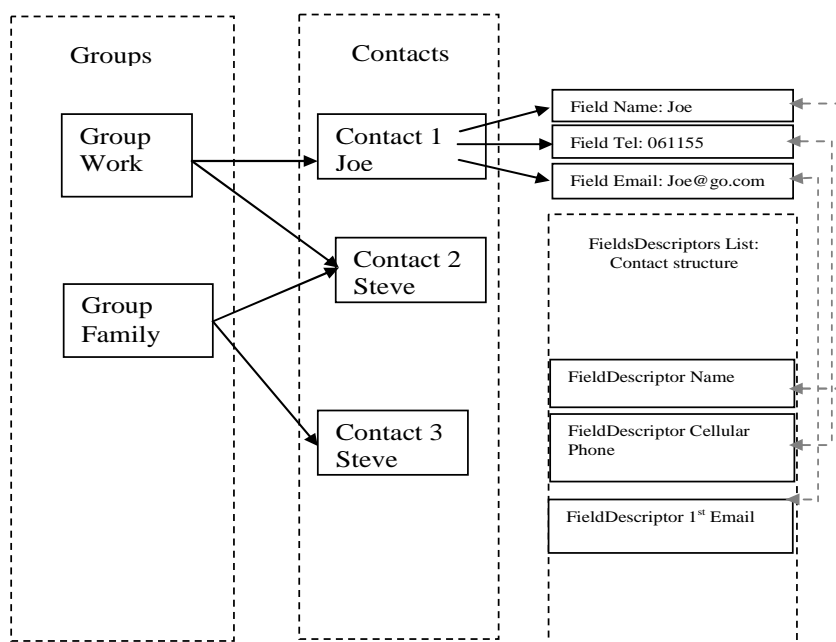


Figure 2: Example of a Contact Manager Server data store

4.3 Events registration and deregistration

4.3.1 Overview

Registration to and Deregistration from the Contact Manager Server is done through the register and unregister methods of the Contact Manager Runtime Environment interface.

To be notified, the client shall implement a *ContactEventListener interface* and register to the appropriate events. Then the Contact Manager Server will call the following methods of all registered clients when the corresponding event occurs:

- *ContactEventListener.contactModified* (int event, int contactIdentifier) each time a contact is modified.
- *ContactEventListener.groupModified* (int event, int groupIdentifier, int contactIdentifier) each time a group is modified.
- *ContactEventListener.fieldDescriptorModified* (int event, int fieldDescriptorIdentifier) each time a field descriptor is modified.

4.3.2 Definition of events

The following events can notify an applet:

Table 1: Contact Manager events list

Event Name	
EVENT_CONTACT_ADDED	
EVENT_CONTACT_MODIFIED	
EVENT_CONTACT_REMOVED	
EVENT_FIELD_DESCRIPTOR_ADDED	
EVENT_FIELD_DESCRIPTOR_MODIFIED	
EVENT_FIELD_DESCRIPTOR_REMOVED	
EVENT_GROUP_ADDED	
EVENT_GROUP_CONTACT_ADDED	
EVENT_GROUP_CONTACT_REMOVED	
EVENT_GROUP_REMOVED	

4.4 Services invocation

4.4.1 General

Before contacts can be created and used, the Contact Manager Server shall first be configured with the contacts structure (i.e. the field descriptors).

The Contact Manager internal interface provides services to access and manage contacts, groups of contacts, list of contacts, list of groups, and contacts structure.

In order to access the Contact Manager Server, an application shall use the factory methods in the *ContactManager* class. This class, which is the primary entry point to the API, provides the applications with factory methods to create all objects needed to access the Contact Manager Server.

Note: in its current form, it allows only one instance of the contact manager data model. However, all interfaces in this API are designed such that multiple contact manager information bases could co-exist.

With the exception of the *ContactManager* factory class and the *ContactManagerException* class, all objects defined in the data model are accessed using interfaces.

4.4.2 Services invocation API description

The invocation of the Contact Manager Server services is done through methods corresponding to the Contact Manager Server Runtime Environment interface.

4.4.2.1 View interfaces

All objects in the Contact Manager Server's data model are accessed using the View interfaces instances:

- The *FieldDescriptorsListView* interface shall be used by client applications to access the field descriptors list.
- The *FieldDescriptorView* interface shall be used by client applications to access the field descriptors.
- The *ContactsListView* interface shall be used by client applications to access the contacts list.
- The *GroupsListView* interface shall be used by client applications to access the groups list.
- The *ContactView* interface shall be used by client applications to access the contacts.
- The *FieldView* interface shall be used by client applications to access the fields.

Client applications should obtain instances of these interfaces at installation time.

The instances of *FieldDescriptorsListView*, *ContactsListView* and *GroupsListView* each gives access to a single collection during their whole lifetime, respectively the unique list of all field descriptors, the unique list of all contacts, and the unique list of all groups.

Conversely, each instance of *FieldDescriptorView*, *ContactView* and *FieldView* may, at different times, give successive access to distinct objects of the Contact Manager Server’s database. At some times, they may give access to none.

At any time, each of these latter views instances are either in DESELECTED or in SELECTED state:

- A view in DESELECTED state does not represent any existing object in the Contact Manager Server’s data model.
- A view in SELECTED state represents an existing object in the Contact Manager Server’s data model. It can be used to access this selected object.

4.4.2.2 Lists access interfaces

The interfaces *ContactsListView*, *GroupsListView*, *FieldDescriptorsListView*, *ContactView* and *GroupView* provide access to collections:

- *ContactsListView* provides access to a collection of contacts;
- *GroupsListView* provides access to a collection of Groups;
- *FieldDescriptorsListView* provides access to a collection of field descriptors;
- *ContactView* provides access to a collection of fields;
- *GroupView* provides access to a collection of contacts.

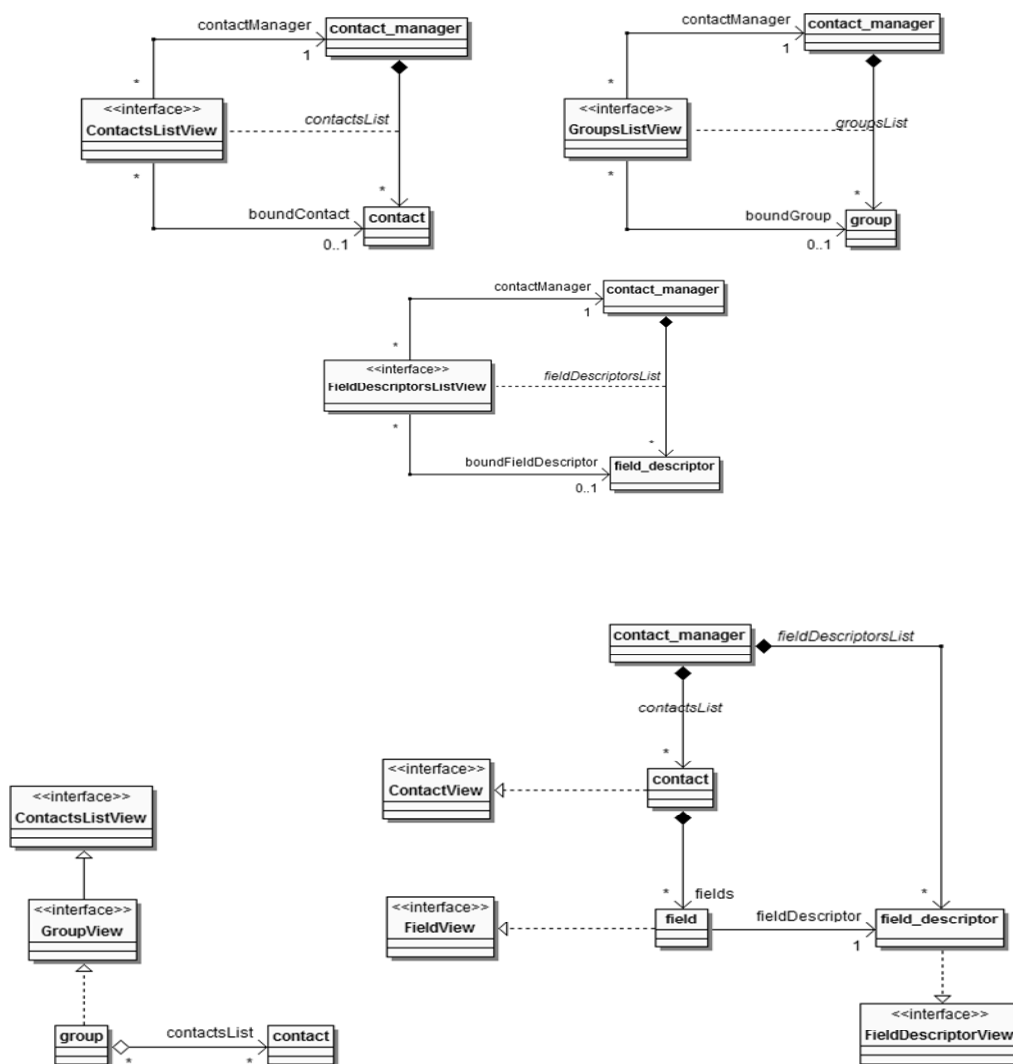


Figure 1: interfaces

These interfaces provide methods to enumerate items in these collections, as well as methods to add and remove items.

4.4.2.3 Items update interfaces

The groups, contacts, fields and field descriptors can be accessed using the interfaces *GroupView*, *ContactView*, *FieldView* and *FieldDescriptorView*, respectively.

These interfaces shall be used to update the objects they represent.

The life cycle of the *ContactView*, *FieldView*, *GroupView* and *FieldDescriptorView* is defined by the following state diagram:

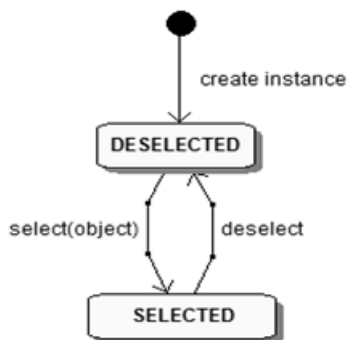


Figure 1: state diagram

- In the DESELECTED state, the instance does not represent any existing group, contact, field or field descriptor in the contact manager. It can be used to store values for a new object to be created subsequently.
- In the SELECTED state, the instance represents an group, contact, field or field descriptor in the contact manager.

The select operation occurs when the following methods are invoked:

Interface	select occurs when the following methods are invoked
<i>GroupView</i>	<i>GroupsListView.selectGroup()</i> <i>GroupsListView.selectNextGroup()</i> <i>GroupsListView.addGroup()</i>
<i>ContactView</i>	<i>ContactsListView.selectContact()</i> <i>ContactsListView.selectNextContact()</i> <i>ContactsListView.addContact()</i> <i>GroupView.selectContact()</i> <i>GroupView.selectNextContact()</i>
<i>FieldView</i>	<i>ContactView.selectField()</i> <i>ContactView.selectNextField()</i>
<i>FieldDescriptorView</i>	<i>FieldDescriptorsListView.selectFieldDescriptor()</i> <i>FieldDescriptorsListView.selectNextFieldDescriptor()</i> <i>FieldDescriptorsListView.addFieldDescriptor()</i>

The deselect operation occurs when the following events occur:

- UICC RESET
- *deselect()* method of the appropriate View is invoked.

4.4.2.4 Access control

The API shall only accept requests from trusted applets, defined as follows:

- Security Domains of UICC applications defined in chapter 4.3 of [2] are trusted by the API.
- Any applet of any trusted Security Domain is trusted by the API.

4.4.3 API classes and interfaces detailed description

Annex A provides the detailed description of the classes and interfaces that constitute the Services Invocation API.

Annex A (normative): Java Card™ platform Contact Manager API

The attached files "31221_Annex_A_Java.zip", and "31221_Annex_A_HTML.zip" contains source files and html documentation for the Java Card™ Contact Manager API.

Annex B (normative): Java Card™ platform Contact Manager API identifiers

The attached file "31221_Annex_B_Export_files.zip" contains the export files for the uicc.contactmanager.* package.

Annex C (normative): Java Card™ platform Contact Manager API package version management

The following table describes the relationship between each TS 31.221 specification version and its packages AID and Major, Minor versions defined in the export files.

Table 1

TS 31.221	uicc. contactmanager package	
	AID	Major, Minor
	A0 00 00 00 87 10 07 FF FF FF FF 89 14 10 00 00	2.0

The package AID coding is defined in ETSI TS 101 220 [7]. The Contact Manager API packages' AID are not modified by changes to major or minor version.

The major version shall be incremented if a change to the specification introduces byte code incompatibility with the previous version.

The minor version shall be incremented if a change to the specification does not introduce byte code incompatibility with the previous version.

Annex D (informative): Example of Java Card™ platform Contact Manager API use

The attached file "31221_Annex_D_Example.zip" contains an example of use of the Java™ Card Contact Manager API.

Annex E (informative): Change history

Change history							
Date	Meeting	TDoc	CR	Rev	Cat	Subject/Comment	New version
2008-12	CT #42	CP-080900				Approval of the specification	8.0.0
2009-01	-----					Re-publication with attached Java™ annexes	8.0.1
2009-03	CT #43	CP-090195	000 1			Correction of ContactEventListener interface	8.1.0
2009-12	CT #46					Upgrade to Rel-9 with no changes (MCC)	9.0.0
2010-12	CT #50	CP-100836	000 3	1		Update reference to "Java Card 3.0.1 Classic" reference	9.1.0
2011-04	CT #51					Upgrade to Rel-10 with no changes (MCC)	10.0.0
2012-09	CT #52					Upgrade to Rel-11 with no changes (MCC)	11.0.0
2014-10	SP#65					Upgrade to Rel-12 with no changes (MCC)	12.0.0
2015-12	SP#70					Upgrade to Rel-13 with no changes (MCC)	13.0.0
2017-03	SA-75	-	-	-		Update to Rel-14 version (MCC)	14.0.0
2018-07	SA-80	-	-	-		Update to Rel-15 version (MCC)	15.0.0
2020-07	CT#88e	-	-	-		Update to Rel-16 version (MCC)	16.0.0
2022-04	CT#95e	-	-	-	-	Update to Rel-17 version (MCC)	17.0.0

History

Document history		
V17.0.0	April 2022	Publication