

# ETSI TS 132 111-2 V6.4.0 (2005-03)

---

*Technical Specification*

**Digital cellular telecommunications system (Phase 2+);  
Universal Mobile Telecommunications System (UMTS);  
Telecommunication management;  
Fault Management;  
Part 2: Alarm Integration Reference Point (IRP):  
Information Service (IS)  
(3GPP TS 32.111-2 version 6.4.0 Release 6)**

---



---

Reference

RTS/TSGS-0532111-2v640

---

Keywords

GSM, UMTS

**ETSI**

650 Route des Lucioles  
F-06921 Sophia Antipolis Cedex - FRANCE

Tel.: +33 4 92 94 42 00 Fax: +33 4 93 65 47 16

Siret N° 348 623 562 00017 - NAF 742 C  
Association à but non lucratif enregistrée à la  
Sous-Préfecture de Grasse (06) N° 7803/88

---

**Important notice**

Individual copies of the present document can be downloaded from:

<http://www.etsi.org>

The present document may be made available in more than one electronic version or in print. In any case of existing or perceived difference in contents between such versions, the reference version is the Portable Document Format (PDF). In case of dispute, the reference shall be the printing on ETSI printers of the PDF version kept on a specific network drive within ETSI Secretariat.

Users of the present document should be aware that the document may be subject to revision or change of status. Information on the current status of this and other ETSI documents is available at

<http://portal.etsi.org/tb/status/status.asp>

If you find errors in the present document, please send your comment to one of the following services:

[http://portal.etsi.org/chaicor/ETSI\\_support.asp](http://portal.etsi.org/chaicor/ETSI_support.asp)

---

**Copyright Notification**

No part may be reproduced except as authorized by written permission.  
The copyright and the foregoing restriction extend to reproduction in all media.

© European Telecommunications Standards Institute 2005.  
All rights reserved.

**DECT**<sup>TM</sup>, **PLUGTESTS**<sup>TM</sup> and **UMTS**<sup>TM</sup> are Trade Marks of ETSI registered for the benefit of its Members.  
**TIPHON**<sup>TM</sup> and the **TIPHON logo** are Trade Marks currently being registered by ETSI for the benefit of its Members.  
**3GPP**<sup>TM</sup> is a Trade Mark of ETSI registered for the benefit of its Members and of the 3GPP Organizational Partners.

---

## Intellectual Property Rights

IPRs essential or potentially essential to the present document may have been declared to ETSI. The information pertaining to these essential IPRs, if any, is publicly available for **ETSI members and non-members**, and can be found in ETSI SR 000 314: "*Intellectual Property Rights (IPRs); Essential, or potentially Essential, IPRs notified to ETSI in respect of ETSI standards*", which is available from the ETSI Secretariat. Latest updates are available on the ETSI Web server (<http://webapp.etsi.org/IPR/home.asp>).

Pursuant to the ETSI IPR Policy, no investigation, including IPR searches, has been carried out by ETSI. No guarantee can be given as to the existence of other IPRs not referenced in ETSI SR 000 314 (or the updates on the ETSI Web server) which are, or may be, or may become, essential to the present document.

---

## Foreword

This Technical Specification (TS) has been produced by ETSI 3rd Generation Partnership Project (3GPP).

The present document may refer to technical specifications or reports using their 3GPP identities, UMTS identities or GSM identities. These should be interpreted as being references to the corresponding ETSI deliverables.

The cross reference between GSM, UMTS, 3GPP and ETSI identities can be found under <http://webapp.etsi.org/key/queryform.asp>.

# Contents

Intellectual Property Rights .....	2
Foreword.....	2
Foreword.....	6
Introduction .....	6
1 Scope .....	8
2 References .....	8
3 Definitions and abbreviations.....	9
3.1 Definitions .....	9
3.2 Abbreviations .....	9
4 Basic aspects .....	10
4.1 Void.....	10
4.2 System Context .....	10
5 Information Object Classes .....	11
5.1 Information entities imported and local label.....	11
5.2 Class diagram .....	11
5.2.1 Attributes and relationships .....	12
5.2.2 Inheritance .....	13
5.3 Information Object Class Definitions.....	13
5.3.1 AlarmInformation.....	13
5.3.1.1 Definition .....	13
5.3.1.2 Attribute .....	14
5.3.1.3 State diagram.....	14
5.3.2 AlarmList.....	15
5.3.2.1 Definition .....	15
5.3.2.2 Attribute .....	15
5.3.3 AlarmIRP.....	16
5.3.3.1 Definition .....	16
5.3.4 Comment .....	16
5.3.4.1 Definition .....	16
5.3.4.2 Attribute .....	16
5.3.5 CorrelatedNotification .....	16
5.3.5.1 Definition .....	16
5.3.5.2 Attribute .....	16
5.3.6 MonitoredEntity.....	16
5.3.6.1 Definition .....	16
5.3.6.2 Attribute .....	17
5.4 Information relationships definition .....	17
5.4.1 relation-AlarmIRP-AlarmList (M).....	17
5.4.1.1 Definition .....	17
5.4.1.2 Role .....	17
5.4.1.3 Constraint .....	17
5.4.2 relation-AlarmList-AlarmInformation (M).....	17
5.4.2.1 Definition .....	17
5.4.2.2 Role .....	17
5.4.2.3 Constraint .....	17
5.4.3 relation-AlarmInformation-Comment (M) .....	17
5.4.3.1 Definition .....	17
5.4.3.2 Role .....	18
5.4.3.3 Constraint .....	18
5.4.4 relation-AlarmInformation-CorrelatedNotification (M) .....	18
5.4.4.1 Definition .....	18
5.4.4.2 Role .....	18

5.4.4.3	Constraint .....	18
5.4.5	relation-alarmedObject-AlarmInformation (M).....	18
5.4.5.1	Definition .....	18
5.4.5.2	Role .....	18
5.4.5.3	Constraint .....	18
5.4.6	relation-backUpObject-AlarmInformation (O).....	18
5.4.6.1	Definition .....	18
5.4.6.2	Role .....	19
5.4.6.3	Constraint .....	19
5.5	Information attribute definition .....	20
5.5.1	Definition and legal values .....	20
5.5.2	Constraints .....	21
6	Interface Definition .....	22
6.1	Class diagram .....	22
6.2	Generic rules .....	22
6.3	Interface AlarmIRPOperations_1 .....	23
6.3.1	acknowledgeAlarms (M) .....	23
6.3.1.1	Definition .....	23
6.3.1.2	Input Parameters .....	23
6.3.1.3	Output Parameters .....	23
6.3.1.4	Pre-condition .....	24
6.3.1.5	Post-condition .....	24
6.3.1.6	Exceptions .....	24
6.3.2	getAlarmList (M).....	24
6.3.2.1	Definition .....	24
6.3.2.2	Input Parameters .....	25
6.3.2.3	Output Parameters .....	26
6.3.2.4	Pre-condition .....	26
6.3.2.5	Post-condition .....	26
6.3.2.6	Exceptions .....	26
6.4	Interface AlarmIRPOperation_2 .....	27
6.4.1	getAlarmCount (O).....	27
6.4.1.1	Definition .....	27
6.4.1.2	Input Parameters .....	27
6.4.1.3	Output Parameters .....	28
6.4.1.4	Pre-condition .....	28
6.4.1.5	Post-condition .....	28
6.4.1.6	Exceptions .....	28
6.5	Interface AlarmIRPOperation_3 .....	28
6.5.1	unacknowledgeAlarms (O).....	28
6.5.1.1	Definition .....	28
6.5.1.2	Input Parameters .....	29
6.5.1.3	Output Parameters .....	29
6.5.1.4	Pre-condition .....	29
6.5.1.5	Post-condition .....	29
6.5.1.6	Exceptions .....	30
6.6	Interface AlarmIRPOperation_4 .....	30
6.6.1	setComment (O).....	30
6.6.1.1	Definition .....	30
6.6.1.2	Input Parameters .....	30
6.6.1.3	Output Parameter .....	30
6.6.1.4	Pre-condition .....	30
6.6.1.5	Post-condition .....	31
6.6.1.6	Exceptions .....	31
6.7	Interface AlarmIRPOperation_5 .....	31
6.7.1	clearAlarms (O) .....	31
6.7.1.1	Definition .....	31
6.7.1.2	Input Parameter .....	31
6.7.1.3	Output Parameter .....	32
6.7.1.4	Pre-condition .....	32
6.7.1.5	Post-condition .....	32

6.7.1.6	Exceptions .....	32
6.8	Interface AlarmIRPNotifications_1 .....	32
6.8.1	notifyNewAlarm (M) .....	33
6.8.1.1	Definition .....	33
6.8.1.2	Input Parameters .....	33
6.8.1.2a	Input Parameters for notification related to security alarm .....	34
6.8.1.3	Triggering Event .....	34
6.8.1.3.1	From-state .....	34
6.8.1.3.2	To-state .....	35
6.8.2	notifyAckStateChanged (M) .....	35
6.8.2.1	Definition .....	35
6.8.2.2	Input Parameters .....	35
6.8.2.3	Triggering Event .....	36
6.8.2.3.1	From-state .....	36
6.8.2.3.2	To-state .....	36
6.8.3	notifyClearedAlarm (M) .....	36
6.8.3.1	Definition .....	36
6.8.3.2	Input Parameters .....	37
6.8.3.3	Triggering Event .....	37
6.8.3.3.1	From-state .....	37
6.8.3.3.2	To-state .....	38
6.8.4	notifyAlarmListRebuilt (M) .....	38
6.8.4.1	Definition .....	38
6.8.4.2	Input Parameters .....	39
6.8.4.3	Triggering Event .....	40
6.8.4.3.1	From-state .....	40
6.8.4.3.2	To-state .....	40
6.9	Interface AlarmIRPNotification_2 .....	40
6.9.1	notifyChangedAlarm (O) .....	40
6.9.1.1	Definition .....	40
6.9.1.2	Input Parameters .....	40
6.9.1.3	Triggering Event .....	41
6.9.1.3.1	From-state .....	41
6.9.1.3.2	To-state .....	41
6.10	Interface AlarmIRPNotification_3 .....	41
6.10.1	notifyComments (O) .....	41
6.10.1.1	Definition .....	41
Input Parameters	42	
6.10.1.3	Triggering Events .....	42
6.10.1.3.1	From-state .....	42
6.10.1.3.2	To-state .....	42
6.11	Interface AlarmIRPNotification_4 .....	42
6.11.1	notifyPotentialFaultyAlarmList (O) .....	42
6.11.1.1	Definition .....	42
6.11.1.2	Input Parameters .....	43
6.11.1.3	Triggering Event .....	43
6.11.1.3.1	From-state .....	43
6.11.1.3.2	To-state .....	43
<b>Annex A (normative):</b>	<b>Event Types .....</b>	<b>44</b>
<b>Annex B (normative):</b>	<b>Probable Causes .....</b>	<b>45</b>
<b>Annex C (informative):</b>	<b>Examples of using notifyChangedAlarm .....</b>	<b>52</b>
<b>Annex D (informative):</b>	<b>Change history .....</b>	<b>54</b>
History .....		55

---

## Foreword

This Technical Specification has been produced by the 3<sup>rd</sup> Generation Partnership Project (3GPP).

The contents of the present document are subject to continuing work within the TSG and may change following formal TSG approval. Should the TSG modify the contents of the present document, it will be re-released by the TSG with an identifying change of release date and an increase in version number as follows:

Version x.y.z

where:

- x the first digit:
  - 1 presented to TSG for information;
  - 2 presented to TSG for approval;
  - 3 or greater indicates TSG approved document under change control.
- y the second digit is incremented for all changes of substance, i.e. technical enhancements, corrections, updates, etc.
- z the third digit is incremented when editorial only changes have been incorporated in the document.

---

## Introduction

The present document is part of a TS-family covering the 3<sup>rd</sup> Generation Partnership Project: Technical Specification Group Services and System Aspects; Telecommunication management; as identified below:

- 32.111-1 "Fault Management; Part 1: 3G fault management requirements".
- 32.111-2 "Fault Management; Part 2: Alarm Integration Reference Point (IRP): Information Service (IS)".**
- 32.111-3 "Fault Management; Part 3: Alarm Integration Reference Point (IRP): Common Object Request Broker Architecture (CORBA) Solution Set (SS)".
- 32.111-4 "Fault Management; Part 4: Alarm Integration Reference Point (IRP): Common Management Information Protocol (CMIP) Solution Set (SS)".
- 32.111-5 "Fault Management; Part 5: Alarm Integration Reference Point (IRP): eXtensible Markup Language (XML) definitions".

The present document is part of a set of TSs which describes the requirements and information model necessary for the Telecommunication Management (TM) of 3G systems. The TM principles and TM architecture are specified in 3GPP TS 32.101 [6] and 3GPP TS 32.102 [7].

A 3G system is composed of a multitude of Network Elements (NE) of various types and, typically, different vendors inter-operate in a co-ordinated manner in order to satisfy the network users' communication requirements.

The occurrence of failures in a NE may cause a deterioration of this NE's function and/or service quality and will, in severe cases, lead to the complete unavailability of the NE. In order to minimize the effects of such failures on the Quality of Service (QoS) as perceived by the network users it is necessary to:

- detect failures in the network as soon as they occur and alert the operating personnel as fast as possible;

isolate the failures (autonomously or through operator intervention), i.e. switch off faulty units and, if applicable, limit the effect of the failure as much as possible by reconfiguration of the faulty NE/adjacent NEs;

- if necessary, determine the cause of the failure using diagnosis and test routines; and,
- repair/eliminate failures in due time through the application of maintenance procedures.

This aspect of the management environment is termed "Fault Management" (FM). The purpose of FM is to detect failures as soon as they occur and to limit their effects on the network QoS as far as possible.

The latter is achieved by bringing additional/redundant equipment into operation, reconfiguring existing equipment/NEs, or by repairing/eliminating the cause of the failure.

Fault Management (FM) encompasses all of the above functionalities except commissioning/decommissioning of NEs and potential operator triggered reconfiguration (these are a matter of Configuration Management).

FM also includes associated features in the Operations System (OS), such as the administration of alarm list, the presentation of operational state information of physical and logical devices/resources/functions, and the provision and analysis of the alarm and state history of the network.



---

# 1 Scope

The present document defines the Alarm Integration Reference Point (IRP) Information Service (IS), which addresses the alarm surveillance aspects of Fault Management (FM), applied to the N Interface.

The purpose of the AlarmIRP is to define an interface through which a "system" (typically a Network Element Manager or a Network Element) can communicate alarm information for its managed objects to one or several Manager Systems (typically Network Management Systems).

The Alarm IRP IS defines the semantics of alarms and the interactions visible across the reference point in a protocol neutral way. It defines the semantics of the operations and notifications visible in the IRP. It does not define the syntax or encoding of the operations, notifications and their parameters.

---

# 2 References

The following documents contain provisions which, through reference in this text, constitute provisions of the present document.

- References are either specific (identified by date of publication, edition number, version number, etc.) or non-specific.
- For a specific reference, subsequent revisions do not apply.
- For a non-specific reference, the latest version applies. In the case of a reference to a 3GPP document (including a GSM document), a non-specific reference implicitly refers to the latest version of that document *in the same Release as the present document*.

- [1] 3GPP TS 32.150: "Telecommunication management; Integration Reference Point (IRP) Concept and definitions"
- [2] ITU-T Recommendation X.733 (02/92): "Information technology - Open Systems Interconnection - Systems Management: Alarm reporting function".
- [3] ITU-T Recommendation X.721: "Information Technology - Open Systems Interconnection - Structure of management information: Definition of management information".
- [4] 3GPP TS 32.401 "Telecommunication management; Performance Management (PM); Concept and requirements".
- [5] 3GPP TS 32.302: "Telecommunication management; Configuration Management (CM); Notification Integration Reference Point (IRP): Information Service (IS)".
- [6] 3GPP TS 32.101: "Telecommunication management; Principles and high level requirements".
- [7] 3GPP TS 32.102: "Telecommunication management; Architecture".
- [8] Void.
- [9] 3GPP TS 32.111-1: "Telecommunication management; Fault Management; Part 1: 3G fault management requirements".
- [10] 3GPP TS 32.622: "Telecommunication management; Configuration Management (CM); Generic network resources Integration Reference Point (IRP): Network Resource Model (NRM)".
- [11] ITU-T Recommendation M.3100 (07/95): "Generic network information model".
- [12] Void.
- [13] Void.
- [14] 3GPP TS 32.312: "Telecommunication management; Generic Integration Reference Point (IRP) management; Information Service (IS)".

- [15] ITU-T Recommendation X.736: "Information technology - Open Systems Interconnection - Systems Management: Security alarm reporting function".

## 3 Definitions and abbreviations

### 3.1 Definitions

For the purposes of the present document, the terms and definitions given in TS 32.111-1 [9] and the following apply:

**Event:** occurrence that is of significance to network operators, the NEs under surveillance and Network Management applications. Events do not have state.

**IRPAgent:** See 3GPP TS 32.102 [7].

**IRPManager:** See 3GPP TS 32.102 [7].

**IRP document version number string (IRPVersion):** which identifies a particular IRP solution set specification

**NOTE:** It is derived using the following rule. Take the 3GPP document version number on the front page of the solution set specification, such as "3GPP TS 32.106-3 V3.2.0 (2000-12)". Discard the leading "3GPP TS". Discard all characters after and including the last period. Eliminate leading and trailing spaces. Reduce multiple consecutive spaces with one space. Express the resultant in a string. Capitalized the string. For example, if the 3GPP document version number is "3GPP TS 32.106-3 V3.2.0 (2000-12)", then the IRP document version number shall be "32.106 V3.2".

**Matching-Criteria-Attributes:** which identifies a set of ITU-T Recommendation X.733 [2] defined attributes

**NOTE:** Notifications carrying identical values for these attributes are considered to be carrying alarm information related to (a) the same network resource and (b) the same alarmed condition. The matching-criteria-attributes are: `objectInstance`, `eventType`, `probableCause` and `specificProblem`, if present.

**Notification:** which refers to the transport of events from IRPAgent to IRPManager

**NOTE:** In this IRP, notifications are used to carry alarm information from IRPAgent to IRPManager.

### 3.2 Abbreviations

For the purposes of the present document, the following abbreviations apply:

AIS	Alarm Indication Signal
BSS	Base Station System
CM	Configuration Management
CMIP	Common Management Information Protocol
DN	Distinguished Name
EBER	Excessive Bit Error Rate
EM	Element Manager
FERF	Far End Receiver Failure
FM	Fault Management
IOC	Information Object Class
IRP	Integration Reference Point
IS	Information Service
LOF	Loss Of Frame
LOP	Loss Of Pointer
LOS	Loss Of Signal
MO	Managed Object
MOI	Managed Object Instance
NE	Network Element
NM	Network Manager

OS	Operations System
QoS	Quality of Service
RDN	Relative Distinguished Name
SS	Solution Set
TM	Telecommunication Management
UML	Unified Modelling Language

## 4 Basic aspects

### 4.1 Void

### 4.2 System Context

The general definition of the System Context for the present IRP is found in 3GPP TS 32.150 [1] subclause 4.7.

In addition, the set of related IRP(s) relevant to the present IRP is shown in the two diagrams below.

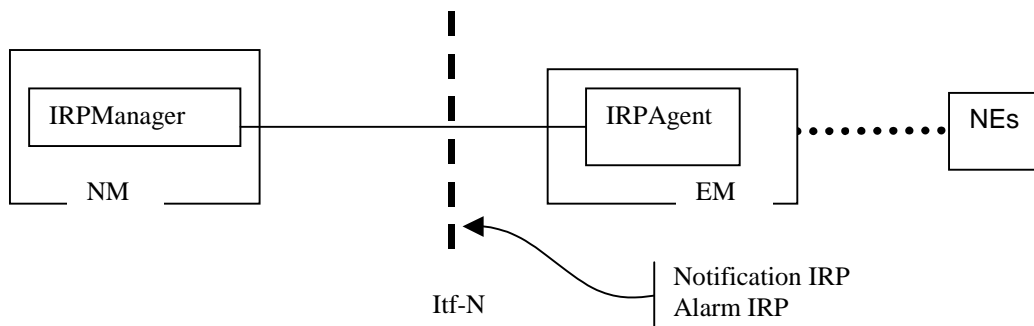


Figure 1: System Context A

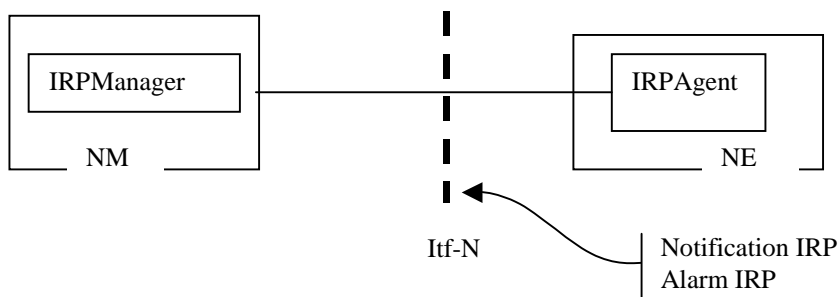


Figure 2: System Context B

---

## 5 Information Object Classes

### 5.1 Information entities imported and local label

Label reference	Local label
32.302 [5], information object class, NotificationIRP	NotificationIRP
32.302 [5], interface, notificationIRPNotification	NotificationIRPNotification
32.622 [10], information object class, IRPAgent	IRPAgent
32.312 [14], information object class, ManagedGenericIRP	ManagedGenericIRP

### 5.2 Class diagram

This clause introduces the set of Information Object Classes (IOCs) that encapsulate information within the `IRPAgent`. The intent is to identify the information required for the AlarmIRP Agent implementation of its operations and notification emission. This clause provides the overview of all support object classes in UML. Subsequent clauses provide more detailed specification of various aspects of these support object classes.

### 5.2.1 Attributes and relationships

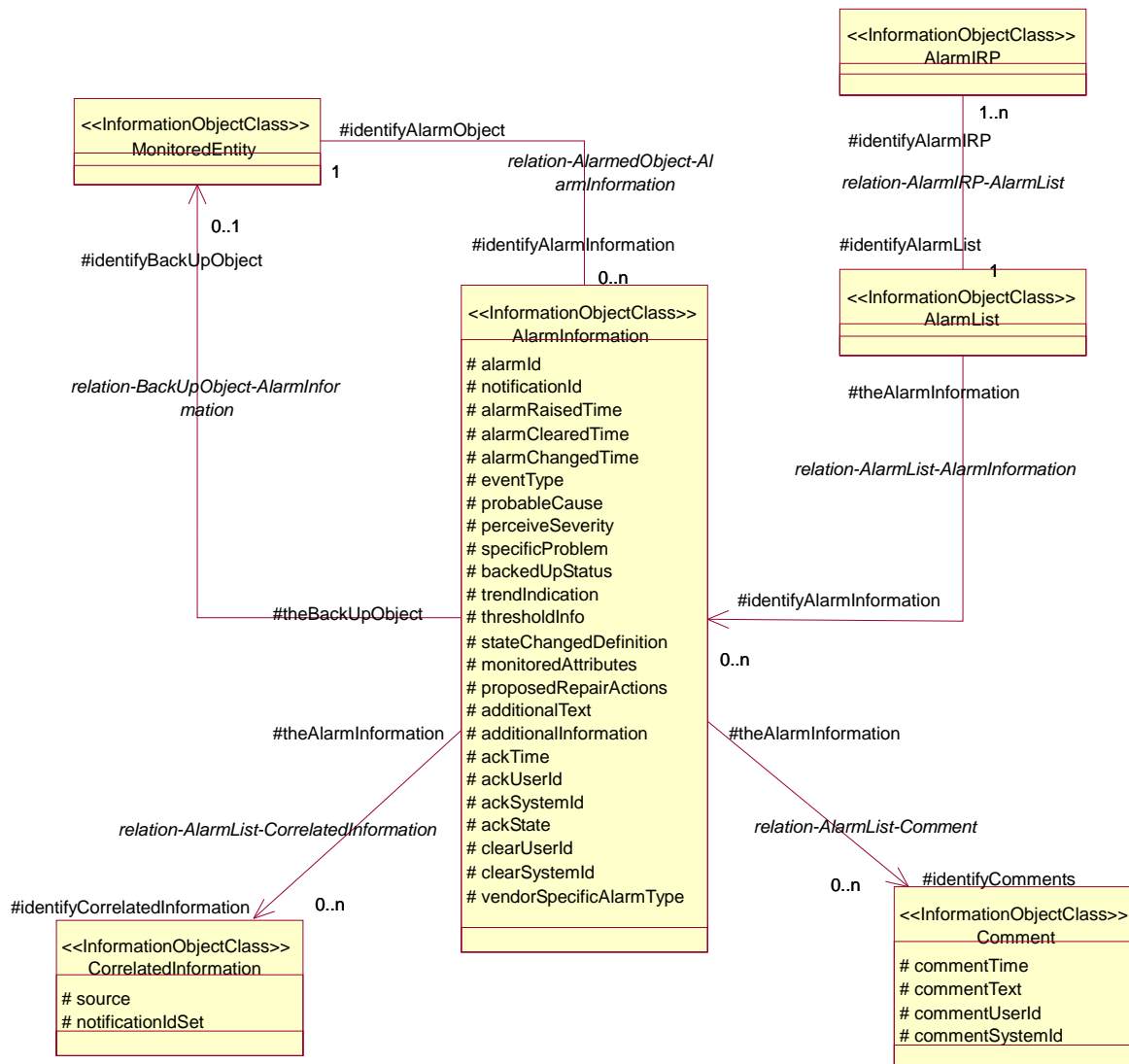


Figure :

## 5.2.2 Inheritance

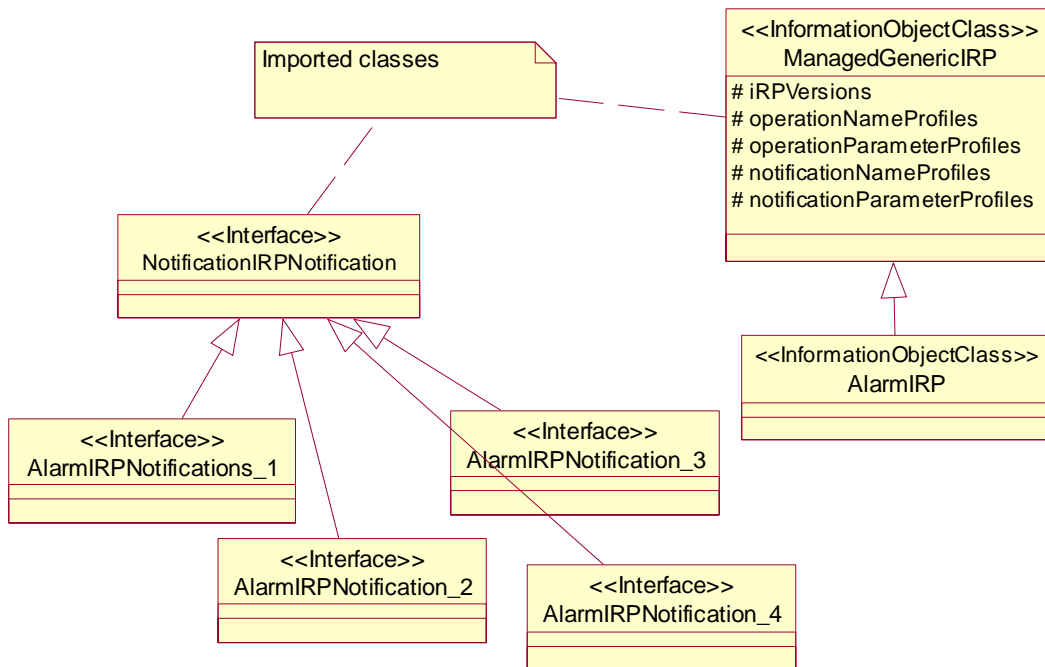


Figure :

## 5.3 Information Object Class Definitions

### 5.3.1 AlarmInformation

#### 5.3.1.1 Definition

`AlarmInformation` contains information about alarm condition of an alarmed `MonitoredEntity`.

One `IRPAgent` is related to at most one `AlarmList`. The `IRPAgent` or its related `AlarmIRP` or the related `AlarmList` assigns an identifier, called `alarmId`, to each `AlarmInformation` in the `AlarmList`. An `alarmId` unambiguously identifies one `AlarmInformation` in the `AlarmList`.

### 5.3.1.2 Attribute

Attribute name	Support Qualifier
alarmId	M
notificationId (note 1)	M
alarmRaisedTime	M
alarmClearedTime	M
alarmChangedTime	O
eventType	M
vendorSpecificAlarmType	O
probableCause	M
perceivedSeverity	M
specificProblem	O
backedUpStatus	O
trendIndication	O
thresholdInfo	O
stateChangedDefinition	O
monitoredAttributes	O
proposedRepairActions	O
additionalText	O
additionalInformation	O
ackTime	M
ackUserId	M
ackSystemId	O
ackState	M
clearUserId	M (see note 2)
clearSystemId	O (see note 2)
serviceUser	O (see note 3)
serviceProvider	O (see note 3)
securityAlarmDetector	O (see note 3)
NOTE 1: This attribute may be "retired/removed" in Release 5 when Log IRP is introduced. Its removal implies that information carried in this attribute is no longer made accessible to IRPManager via the getAlarmList().	
NOTE 2: These attributes and qualifiers are applicable only if the IRPAgent supports clearAlarms() (they are absent if clearAlarms() is not supported).	
NOTE 3: These attributes must be supported if the IRPAgent emits notifyNewAlarm that carries security alarm information.	

### 5.3.1.3 State diagram

Alarms have states. The alarm state information is captured in `AlarmInformation` in `AlarmList`.

The solid circle icon represents the Start State. The double circle icon represents the End State. In this state, the alarm is Cleared and acknowledged. The `AlarmInformation` shall not be accessible via the IRP and is removed from the `AlarmList`.

Note the state diagram uses " X / Y ^ Z " to label the arc that indicates state transition. The meanings of X, Y and Z are:

- X identifies the triggering event
- Y identifies the action of IRPAgent because of the triggering event
- Z is the notification to be emitted by IRPAgent because of the triggering event

Note that `acknowledgeAlarm^notifyAckStateChanged` and the `unacknowledgeAlarm^notifyAckStateChange` refer to cases when the request of the IRPManager is successful for the `AlarmInformation` concerned. They do not refer to the cases when the request is a failure since in the failure cases, no state transition would occur.

Note that, to reduce cluttering to the diagram, the `setComment^notifyComment` is not included in the figure. One transition should be applied from `unack&unclear` to itself. Similarly, another transition should be applied from `ack&unclear` to itself. Another one is from `unack&clear` to itself.

Note that "PS" used in the state diagram stands for "perceived severity".

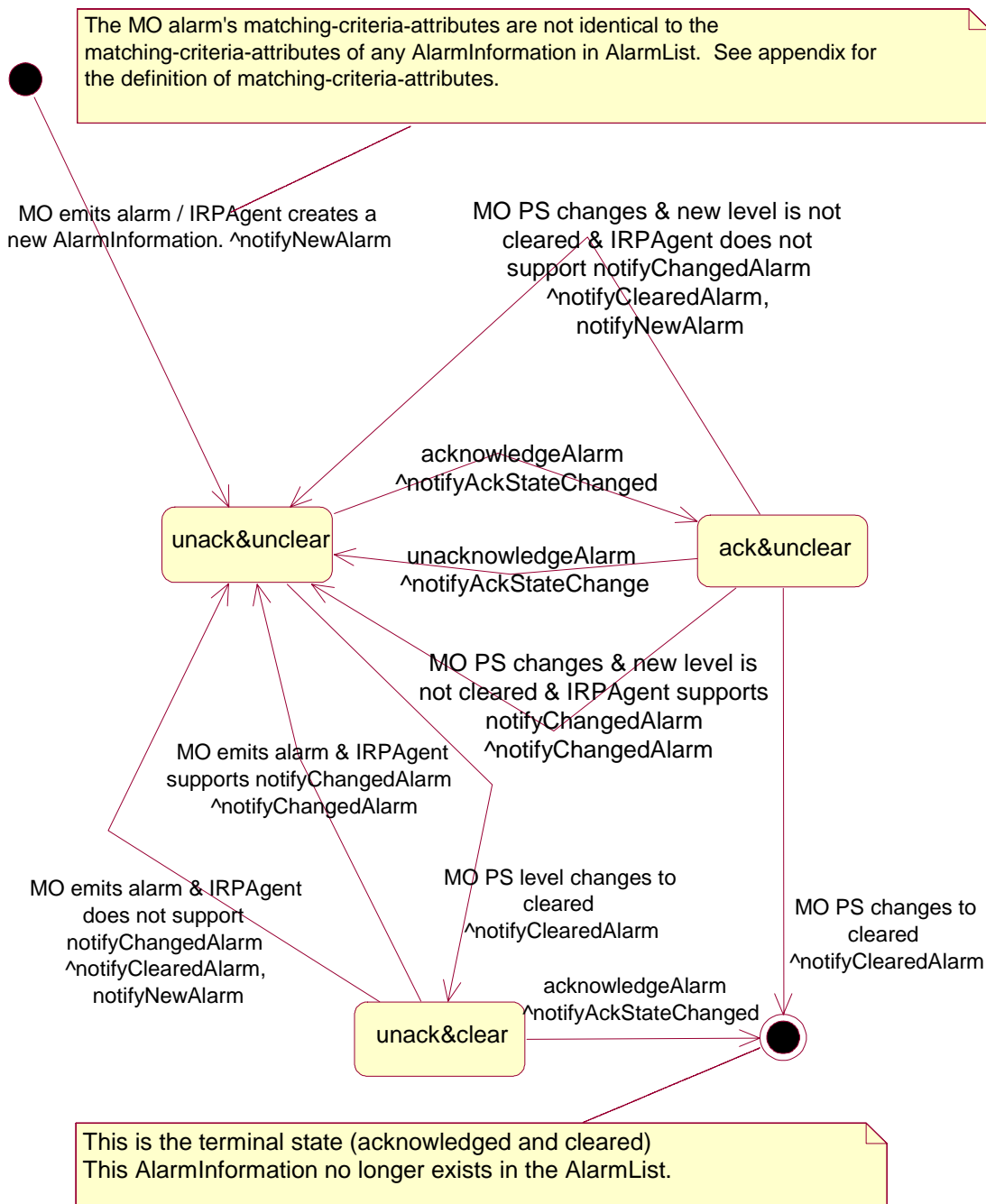


Figure:

## 5.3.2 AlarmList

### 5.3.2.1 Definition

IRPAgent maintains an AlarmList. It contains all currently active alarms (i.e. AlarmInformation whose perceivedSeverity is not Cleared) and alarms that are Cleared but not yet acknowledged.

### 5.3.2.2 Attribute

There is no additional attribute defined for this IOC besides those inherited.



### 5.3.3 AlarmIRP

#### 5.3.3.1 Definition

AlarmIRP is the representation of the alarm management capabilities specified by the present document. This IOC inherits from ManagedGenericIRP IOC specified in 3GPP TS 32.312 [14].

#### 5.3.4 Comment

##### 5.3.4.1 Definition

Comment contains commentary and associated information such as the time when the commentary is made.

##### 5.3.4.2 Attribute

Attribute Name	Support Qualifier
commentTime	M
commentText	M
commentUserId	M
commentSystemId	O

### 5.3.5 CorrelatedNotification

#### 5.3.5.1 Definition

It identifies one MonitoredEntity. For that MonitoredEntity identified, a set of notification identifiers is also identified. One or more CorrelatedNotification instances can be related to an AlarmInformation. In this case, the information of the AlarmInformation is said to be correlated to information carried in the notifications identified by the CorrelatedNotification instances. See further definition of correlated notification in ITU-T Recommendation X.733 [2], clause 8.1.2.9.

The meaning of correlation is dependent on the type of notification itself. See the comment column of the correlatedNotification input parameter for each type of notification, such as notifyNewAlarm.

Notification carries AlarmInformation. The AlarmInformation instances referred to by the correlatedNotification may or may not exist in the AlarmList. For example, the AlarmInformation carried by the identified notification may have been acknowledged and Cleared and therefore, no longer exist in the AlarmList.

##### 5.3.5.2 Attribute

Attribute Name	Support Qualifier
source	M
notificationIdSet	M

### 5.3.6 MonitoredEntity

#### 5.3.6.1 Definition

It encapsulates a subset of information of an IOC that can emit alarms. The types of IOCs that can emit alarms are:

- a) All NRM IRP IOCs whose notification tables include alarm notifications.
- b) VSE subclass of 3GPP defined IOCs and VSE defined IOCs in case alarm is caused by these IOCs.

NOTE: The use of VsDataContainer for emitting alarm is for further study.

The objectClass and objectInstance of the notification carrying alarms shall identify the suitable and precise object to help IRPManager get as detailed as possible alarm source information and locate alarms accurately.

It can also encapsulate a subset of information of an IOC that serves as the back up object.

### 5.3.6.2 Attribute

There is no attribute for this IOC.

## 5.4 Information relationships definition

### 5.4.1 relation-AlarmIRP-AlarmList (M)

#### 5.4.1.1 Definition

This represents the relationship between AlarmIRP and AlarmList.

#### 5.4.1.2 Role

Name	Definition
identifyAlarmIRP	It represents the capability to obtain the identities of one or more AlarmIRP.
identifyAlarmList	It represents the capability to obtain the identify of one AlarmList.

#### 5.4.1.3 Constraint

There is no constraint for this relationship.

### 5.4.2 relation-AlarmList-AlarmInformation (M)

#### 5.4.2.1 Definition

This represents the relationship between AlarmList and AlarmInformation.

#### 5.4.2.2 Role

Name	Definition
theAlarmInformation	It represents the AlarmInformation.
identifyAlarmInformation	It represents a capability to obtain the information contained in AlarmInformation.

#### 5.4.2.3 Constraint

Name	Definition
inv_ hasAlarmInformation1	No AlarmInformation playing the role of theAlarmInformation shall have its perceivedSeverity = "cleared" and its ackState = "acknowledged".
inv_ hasAlarmInformation2	The alarmId of all AlarmInformation instances playing the role of theAlarmInformation are distinct.

### 5.4.3 relation-AlarmInformation-Comment (M)

#### 5.4.3.1 Definition

This represents the relationship between AlarmInformation and Comment.

### 5.4.3.2 Role

Name	Definition
theAlarmInformation	It represents the AlarmInformation.
identifyComment	It represents a capability to obtain the information contained in Comment.

### 5.4.3.3 Constraint

There is no constraint.

## 5.4.4 relation-AlarmInformation-CorrelatedNotification (M)

### 5.4.4.1 Definition

This represents the relationship between AlarmInformation and CorrelatedNotification.

### 5.4.4.2 Role

Name	Definition
theAlarmInformation	It represents the AlarmInformation.
identifyCorrelatedNotification	It represents a capability to obtain the information contained in CorrelatedNotification.

### 5.4.4.3 Constraint

There is no constraint.

## 5.4.5 relation-AlarmedObject-AlarmInformation (M)

### 5.4.5.1 Definition

This represents the relationship between MonitoredEntity and AlarmInformation.

### 5.4.5.2 Role

Name	Definition
identifyAlarmedObject	It represents the capability to obtain the identification, in terms of objectClass and objectInstance, of alarmed network resource.
identifyAlarmInformation	It represents the capability to obtain the identities of AlarmInformation.

### 5.4.5.3 Constraint

Name	Definition
inv_relation-AI-ME	All AlarmInformation involved in this relationship with the same MonitoredEntity shall have at least one different value in the following attributes: eventType, probableCause and specificProblem.

## 5.4.6 relation-backUpObject-AlarmInformation (O)

### 5.4.6.1 Definition

The relationship represents the relationship between AlarmInformation and the backUpObject.

### 5.4.6.2 Role

Name	Definition
identifyBackUpObject	It represents a capability to obtain the identification, in terms of objectClass and objectInstance, of the backUpObject.

### 5.4.6.3 Constraint

Name	Definition
inv_identifyBackUpObject	This relationship is present if and only if the AlarmInformation.backedUpStatus attribute is present and is indicating true.

## 5.5 Information attribute definition

### 5.5.1 Definition and legal values

Name	Definition	Legal Values
alarmId	It identifies one AlarmInformation in the AlarmList.	
notificationId	It identifies the notification that carries the AlarmInformation.	
alarmRaisedTime	It indicates the date and time when the alarm is first raised by the alarmed resource.	All values indicating valid time.
alarmChangedTime	It indicates the last date and time when the AlarmInformation is changed by the alarmed resource. Changes to AlarmInformation caused by invocations of the IRPManager would not change this date and time.	All values indicating valid time.
alarmClearedTime	It indicates the date and time when the alarm is Cleared.	All values indicating valid time.
eventType	It indicates the type of event. See Annex A for information on event type.	See Annex A.
vendorSpecificAlarmType	It indicates the vendor specific alarm that identifies the NE alarm type or NE related alarm type. It is a vendor specific expression of eventType.	Vendor defined
probableCause	It qualifies alarm and provides further information than eventType. See Annex B for a complete listing.	See Annex B.
perceivedSeverity	It indicates the relative level of urgency for operator attention.	Critical, Major, Minor, Warning, Indeterminate, Cleared: see ITU-T Recommendation X.733 [2]. This IRP does not recommend the use of indeterminate.
specificProblem	It provides further qualification on the alarm than probableCause. This attribute value shall be single-value and of simple type such as integer or string. See definition in ITU-T Recommendation X.733 [2] clause 8.1.2.2.	Provided by vendor.
backedUpStatus	It indicates if an object (the MonitoredEntity) has a back up. See definition in ITU-T Recommendation X.733 [2] clause 8.1.2.4.	All values that carry the semantics of backedUpStatus defined by ITU-T X.733 [2] clause 8.1.2.4.
trendIndication	It indicates if some observed condition is getting better, worse, or not changing.	"Less severe", "no change", "more severe": see definition in ITU-T Recommendation X.733 [2] clause 8.1.2.6.
thresholdInfo	It indicates the crossed threshold information such as: <ul style="list-style-type: none"> <li>The identifier of the monitored attribute whose value has crossed a threshold,</li> <li>The threshold settings,</li> <li>The observed value that have crossed a threshold, etc.</li> </ul> See definition in ITU-T Recommendation X.733 [2] clause 8.1.2.7. See also for information in TS 32.401 [4] subclause 5.6.	
stateChangeDefinition	It indicates MO attribute value changes. See definition in ITU-T Recommendation X.733 [2] clause 8.1.2.10.	
monitoredAttributes	It indicates MO attributes whose value changes are being monitored. See definition in ITU-T Recommendation X.733 [2] clause 8.1.2.11.	
proposedRepairActions	It indicates proposed repair actions. See definition in ITU-T Recommendation X.733 [2] clause 8.1.2.12.	
additionalText	It carries semantics that is outside the scope of this IRP specification. It may provide the identity of the NE (e.g. RNC, Node-B) from which the alarm has been originated. It corresponds to the "user label" attribute of the object class representing the NE in the Generic Network Resource Model [10].	N/A
additionalInformation	It can contain further information on the alarm. It contains information on the alarm and its semantics is outside the scope of this IRP.	N/A

Name	Definition	Legal Values
ackTime	It identifies the time when the alarm has been acknowledged or unacknowledged the last time.	All values that indicate valid time that are later than that carried in alarmRaisedTime.
ackUserId	It identifies the last user who has changed the Acknowledgement State.	It can be used to identify the human operator such as "John Smith" or it can identify a group, such as "Team Six", or it can contain no information such as "".
ackSystemId	It identifies the system (EM or NM) from which the alarm has been acknowledged or unacknowledged the last time.	It can be used to identify the system, such as "system 6" or it can contain no information such as "".
ackState	It identifies the Acknowledgement State of the alarm.	Acknowledged: the alarm has been acknowledged.  Unacknowledged: the alarm has been unacknowledged or the alarm has never been acknowledged.
commentTime	It carries the time when the comment has been added to the alarm.	
commentText	It carries the textual comment.	
commentUserId	It carries the identification of the user who made the comment.	
commentSystemId	It carries the identification of the system (EM or NM) from which the comment is made. That system supports the user that made the comment.	
source	It identifies one MonitoredEntity.	All values that carry the semantics of DN.
notificationIdSet	It carries one or more notification identifiers.	
clearUserId	It carries the identity of the user who invokes the clearAlarms operation.	It can be used to identify the human operator such as "John Smith" or it can identify a group, such as "Team Six", or it can contain no information such as "".
clearSystemId	It carries the identity of the system in which the IRPManager runs. That IRPManager supports the user who invokes the clearAlarms().	It can be used to identify the system, such as "system 6" or it can contain no information such as "".
serviceUser	It identifies the service-user whose request for service provided by the serviceProvider led to the generation of the security alarm.	This attribute may carry no information if the server user is not identifiable.
serviceProvider	It identifies the service-provider whose service is requested by the serviceUser and the service request provokes the generation of the security alarm.	
securityAlarmDetector	It carries the identity of the detector of the security alarm.	This attribute may carry no information if the security alarm detector is not identifiable.

## 5.5.2 Constraints

Name	Definition
inv_alarmChangedTime	Time indicated shall be later than that carried in alarmRaisedTime.
inv_alarmClearedTime	Time indicated shall be later than that carried in alarmRaisedTime.
inv_ackTime	Time indicated shall be later than that carried in alarmRaisedTime.
inv_notificationId	NotificationIds shall be chosen to be unique across all notifications of a particular Managed Object (representing the NE) throughout the time that alarm correlation is significant. The algorithm by which alarm correlation is accomplished is outside the scope of this IRP.

## 6 Interface Definition

### 6.1 Class diagram

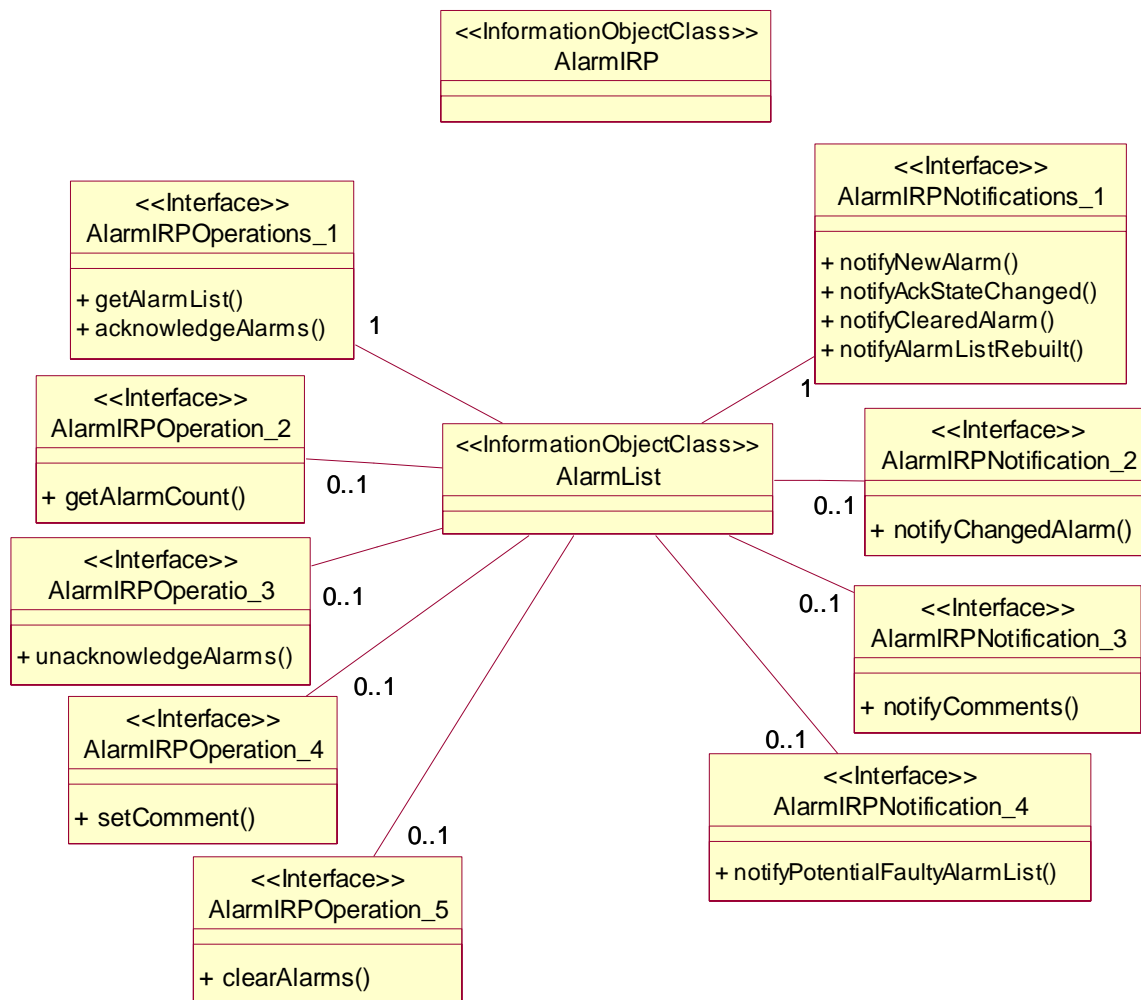


Figure :

### 6.2 Generic rules

Rule 1: each operation with at least one input parameter supports a pre-condition `valid_input_parameter` which indicates that all input parameters shall be valid with regards to their information type. Additionally, each such operation supports an exception `operation_failed_invalid_input_parameter` which is raised when pre-condition `valid_input_parameter` is false. The exception has the same entry and exit state.

Rule 2: Each operation with at least one optional input parameter supports a set of pre-conditions `supported_optional_input_parameter_xxx` where "xxx" is the name of the optional input parameter and the pre-condition indicates that the operation supports the named optional input parameter. Additionally, each such operation supports an exception `operation_failed_unsupported_optional_input_parameter_xxx` which is raised when (a) the pre-condition `supported_optional_input_parameter_xxx` is false and (b) the named optional input parameter is carrying information. The exception has the same entry and exit state.

Rule 3: each operation shall support a generic exception `operation_failed_internal_problem` that is raised when an internal problem occurs and that the operation cannot be completed. The exception has the same entry and exit state.

## 6.3 Interface AlarmIRPOperations\_1

### 6.3.1 acknowledgeAlarms (M)

#### 6.3.1.1 Definition

The IRPManager invokes this operation to acknowledge one or more alarms.

#### 6.3.1.2 Input Parameters

Name	Qualifier	Information Type	Comment
alarmInformationAndSeverityReferenceList	M	List of AlarmInformation.alarmId and AlarmInformation.perceivedSeverity	It carries one or more identifiers identifying AlarmInformation instances in AlarmList, including optionally the perceivedSeverity of the AlarmInformation instance that is going to be acknowledged. alarm InformationAndSeverity ReferenceList {alarmId - Mandatory; perceivedSeverity - Optional }
AckUserId	M	AlarmInformation.ackUserId	It identifies the user acknowledging the alarm.
ackSystemId	O	AlarmInformation.ackSystemId	It identifies the processing system on which the subject IRPManager runs. It may be absent implying that IRPManager does not wish this information be kept in AlarmInformation in AlarmList.

#### 6.3.1.3 Output Parameters

Name	Qualifier	Matching Information	Comment
badAlarmInformationReferenceList	M	List of pair of AlarmInformation.alarmId, ENUM (UnknownAlarmId, AcknowledgmentFailed, WrongPerceivedSeverity) and additional failure reason.	If allAlarmsAcknowledged is true, it contains no information. If someAlarmAcknowledged is true, then it contains identifications of AlarmInformation that are (a) present in input parameter AlarmInformationReferenceList but are absent in the AlarmList = UnknownAlarmId; or (b) present in input parameter AlarmInformationReferenceList and are present in the AlarmList but the Acknowledgement Information (see note below table) has not changed, in contrast to IRPManager's request = AcknowledgmentFailed; or (c) present in input parameter AlarmInformationReferenceList and are present in the AlarmList but the perceivedSeverity to be acknowledged has changed and/or is different within the Alarm List = WrongPerceivedSeverity (applicable only if perceivedSeverity was provided).
status	M	ENUM (OperationSucceeded, OperationFailed, OperationPartiallySucceeded)	If someAlarmAcknowledged is true, status = OperationPartiallySucceeded. If allAlarmsAcknowledged is true, status = OperationSucceeded. If operation_failed is true, status = OperationFailed.

NOTE: Acknowledgement Information is defined as the information contained in AlarmInformation.ackTime, AlarmInformation.ackUserId, AlarmInformation.ackSystemId, AlarmInformation.ackState.



### 6.3.1.4 Pre-condition

atLeastOneValidId.

Assertion Name	Definition
atLeastOneValidId	The AlarmInformationReferenceList contains at least one identifier that identifies one AlarmInformation in AlarmList and that this identified AlarmInformation shall have its ackState indicating "unacknowledged" and, if provided, an equal perceivedSeverity.

### 6.3.1.5 Post-condition

someAlarmAcknowledged OR allAlarmsAcknowledged.

Assertion Name	Definition
someAlarmAcknowledged	At least one but not all AlarmInformation identified in input parameter AlarmInformationReferenceList has been acknowledged. Acknowledgement of an AlarmInformation means that the ackState attribute has been set to "acknowledged", that ackUserId, ackSystemId attributes of this AlarmInformation have been set to the values provided as input parameter and that the time of acknowledgeAlarms operation has been registered in ackTime attribute.
allAlarmsAcknowledged	All AlarmInformation identified in input parameter have been acknowledged. Acknowledgement of an AlarmInformation means that the ackState attribute has been set to "acknowledged", that ackUserId, ackSystemId attributes of this AlarmInformation have been set to the values provided as input parameter and that the time of acknowledgeAlarms operation has been registered in ackTime attribute.

### 6.3.1.6 Exceptions

Name	Definition
operation_failed	<b>Condition:</b> Pre-condition is false or post-condition is false. <b>Returned Information:</b> The output parameter status. <b>Exit state:</b> Entry state.

## 6.3.2 getAlarmList (M)

### 6.3.2.1 Definition

The IRPManager invokes this operation in order to request the IRPAgent to provide either the complete list of AlarmInformation instances in the AlarmList, including (when supported) the IOC instances associated with the AlarmInformation instances (full alarm alignment), or only a part of this list (partial alarm alignment).

The parameters baseObjectClass and baseObjectInstance are used to identify the part of the alarm list to be returned. If they are absent, then the complete alarm list shall be provided (full alarm alignment). If they identify a certain MO, then only the AlarmInformation instances (and associated IOC instances) related to this MO and its subordinate MOs shall be provided (partial alarm alignment).

There are two modes of operation. One mode is synchronous. In this mode, the list of AlarmInformation instances in AlarmList is returned synchronously with the operation. The other mode is asynchronous. In this mode, the list of AlarmInformation instances is returned via notifications. In asynchronous mode of operation, the only information returned synchronously is the status of the operation. A method allowing to abort an ongoing alarm alignment process shall be available in the asynchronous mode. The mode of operation to be used is determined by means outside the scope of specification. To use asynchronous mode, the IRPManager must have established a subscription with the IRPAgent notificationIRP via the subscribe operation specified in 3GPP TS 32.302 [5].

## 6.3.2.2 Input Parameters

Name	Qualifier	Information Type	Comment
alarmAckState	O	ENUM (all alarms, all active alarms, all active and acknowledged alarms, all active and unacknowledged, all Cleared and unacknowledged alarms, all unacknowledged)	It carries a constraint. The IRPAgent shall apply it on AlarmInformation instances in AlarmList when constructing its output parameter AlarmInformationList.
baseObjectClass	O, see note 1	This parameter is either absent or carries the object class of a certain MO.	If this parameter is absent, then all AlarmInformation instances in the AlarmList shall be returned. If the parameter carries the object class of a certain MO, then all AlarmInformation instances (and associated IOC instances) of the MO identified by the parameter baseObjectInstance and its subordinate MOs shall be returned. The AlarmInformation instances not related to the subject MO and its subordinate MOs shall not be returned (see note 2).
baseObjectInstance	O, see note 1	This parameter is either absent or carries the DN of a certain MO.	If the objectClass parameter is absent, then this parameter shall be absent. If the baseObjectClass parameter carries the object class of a certain MO, then this parameter shall carry the DN of the related MO instance. The AlarmList has to be returned only for alarms concerning that MO and its subordinate MOs (see note 2).
filter	O	N/A	It carries a filter constraint. The IRPAgent shall apply it on AlarmInformation instances in AlarmList when constructing its output parameter AlarmInformationList.
NOTE 1: If the notification notifyAlarmListRebuilt supports indicating that only a part of the alarm list has been rebuilt then the operation getAlarmList shall support partial alarm alignment.			
NOTE 2: The legal values of the parameters baseObjectClass and baseObjectInstance are restricted to those carried by the parameters baseObjectClass and baseObjectInstance in the recent notifyAlarmListRebuilt notifications. The timeline for "recent" is vendor-specific.			

### 6.3.2.3 Output Parameters

Name	Qualifier	Matching Information	Comment
AlarmInformationList	M	List of AlarmInformation.	<p>It carries the requested AlarmInformation instances including (when supported) the associated IOC instances in AlarmList.</p> <p>Case when synchronous mode of operation is used: (a) The IRPAgent shall apply the constraints expressed in alarmAckState and filter to AlarmInformation instances when constructing this output parameter.</p> <p>Case when asynchronous mode of operation is used (i.e. this output parameter is conveyed via notifications): (a) If the filter parameter is present, the IRPAgent shall apply the constraint when constructing this output parameter. Furthermore, if the alarmAckState constraint is present, the IRPAgent shall apply that constraint as well. The filter constraint, if any, that is currently active in the notification channel is not used for the construction of this output parameter. (b) If the filter parameter is absent, the IRPAgent shall apply the filter constraint currently active in the notification channel when constructing this output parameter. If the alarmAckState constraint is present, the IRPAgent shall apply that constraint as well.</p>
status	M	ENUM (OperationSucceeded, OperationFailed)	<p>If allAlarmInformationReturned is true, status = OperationSucceeded. If operation_failed is true, status = OperationFailed.</p>

### 6.3.2.4 Pre-condition

baseObjectExists

Assertion Name	Definition
baseObjectExists	<p>If the parameters baseObjectClass and baseObjectInstance are provided the object identified by them has to exist. If they are not provided this pre-condition is not applicable.</p>

### 6.3.2.5 Post-condition

allAlarmInformationReturned.

Assertion Name	Definition
allAlarmInformationReturned	<p>All AlarmInformation that satisfy the constraints expressed in input parameters filter and alarmAckState and are present in the AlarmList at the moment of this operation invocation are returned. All AlarmInformation in AlarmList remains unchanged as the result of this operation.</p>

### 6.3.2.6 Exceptions

Assertion Name	Definition
operation_failed	<p><b>Condition:</b> At least one input parameter is invalid or the pre-condition is false or the post-condition is not true. <b>Returned Information:</b> The output parameter status. <b>Exit state:</b> Entry state.</p>

## 6.4 Interface AlarmIRPOperation\_2

### 6.4.1 getAlarmCount (O)

#### 6.4.1.1 Definition

An IRPManager wishes to know the amount of AlarmInformation kept in the AlarmList. The IRPManager requests the counts via this operation. Possible usage is for IRPManager to find out the number of AlarmInformation in AlarmList before invoking getAlarmList operation.

#### 6.4.1.2 Input Parameters

Name	Qualifier	Information Type	Comment
filter	O	N/A	<p>It carries a filter constraint. The operation shall apply it when counting the AlarmInformation instances in AlarmList.</p> <p>Case when synchronous mode of operation is used for getAlarmList:</p> <p>(a) If this parameter is present, the operation shall count the AlarmInformation instances which satisfy both (a) this filter constraint and (b) the condition set by input parameter alarmAckState.</p> <p>(b) If this parameter is absent, the operation shall count all AlarmInformation instances that satisfy the condition set by input parameter alarmAckState.</p> <p>Case when asynchronous mode of operation is used for getAlarmList:</p> <p>(a) If this parameter is present, the operation shall count all AlarmInformation instances that satisfy this filter constraint and the condition set by input parameter alarmAckState.</p> <p>(b) If this parameter is absent, the operation shall count AlarmInformation instances that satisfy (a) the filter constraint currently active in the notification channel established between the IRPManager and the IRPAgent that is equipped with NotificationIRP capabilities and (b) the condition set by input parameter alarmAckState.</p>
alarmAckState	O	ENUM (all alarms, all active alarms, all active and acknowledged alarms, all active and unacknowledged, all cleared and unacknowledged alarms, all unacknowledged)	It carries a constraint. The operation shall apply it on AlarmInformation instances in AlarmList when counting.

### 6.4.1.3 Output Parameters

Name	Qualifier	Matching Information	Comment
criticalCount, majorCount, minorCount, warningCount, indeterminateCount, clearedCount	M	N/A	<p>They carry the number of AlarmInformation in AlarmList that has the following properties.</p> <p>Case when synchronous mode of operation is used:            (a) The operation shall apply the constraints expressed in alarmAckState and filter to AlarmInformation instances when counting.</p> <p>Case when asynchronous mode of operation is used (i.e. this output parameter is conveyed via notifications):            (a) If the filter parameter is present, the operation shall apply the constraint when counting. Furthermore, if the alarmAckState constraint is present, the operation shall apply that constraint as well. The filter constraint, if any, that is currently active in the notification channel is not used for the counting.</p> <p>(b) If the filter parameter is absent, the operation shall apply the filter constraint currently active in the notification channel when counting. If the alarmAckState constraint is present, the operation shall apply that constraint as well.</p>
status	M	ENUM (OperationSucceeded, OperationFailed)	<p>If allAlarmInformationCounted is true, status = OperationSucceeded.</p> <p>If operation_failed is true, status = OperationFailed.</p>

### 6.4.1.4 Pre-condition

There are no pre-conditions.

### 6.4.1.5 Post-condition

allAlarmInformationCounted.

Assertion Name	Definition
allAlarmInformationCounted	<p>All AlarmInformation that satisfy the constraints expressed in input parameters filter and alarmAckState and are present in the AlarmList at the moment of this operation invocation are counted and the result returned.</p> <p>All AlarmInformation in AlarmList remains unchanged as the result of this operation.</p>

### 6.4.1.6 Exceptions

Name	Definition
operation_failed	<p><b>Condition:</b> the pre-condition is false or the post-condition is true.</p> <p><b>Returned Information:</b> The output parameter status.</p> <p><b>Exit state:</b> Entry state.</p>

## 6.5 Interface AlarmIRPOperation\_3

### 6.5.1 unacknowledgeAlarms (O)

#### 6.5.1.1 Definition

IRPManager invokes this operation to remove acknowledgement information kept in one or more AlarmInformation instances.

### 6.5.1.2 Input Parameters

Name	Qualifier	Information Type	Comment
alarmInformationReferenceList	M	List of AlarmInformation.alarmId	It carries one or more identifiers identifying AlarmInformation in AlarmList.
ackUserId	M	AlarmInformation.ackUserId	It identifies the user that invokes this operation.
ackSystemId	O	AlarmInformation.ackSystemId	It identifies the processing system on which the subject IRPManager runs.

### 6.5.1.3 Output Parameters

Name	Qualifier	Matching Information	Comment
badAlarmInformationReferenceList	M	List of pair of AlarmInformation.alarmId and the failure reason.	If allAlarmsUnacknowledged is true, it contains no information. If someAlarmUnacknowledged is true, then it contains identifications of AlarmInformation that are (a) present in input parameter AlarmInformationReferenceList but are absent in the AlarmList; or (b) present in input parameter AlarmInformationReferenceList and are present in the AlarmList but the Acknowledgement Information (see note below table) has not changed, in contrast to IRPManager's request.
status	M	ENUM (OperationSucceeded, OperationFailed, OperationPartiallySucceeded)	If someAlarmUnacknowledged is true, status = OperationPartiallySucceeded. If allAlarmsUnacknowledged is true, status = OperationSucceeded. If operation_failed is true, status = OperationFailed.

NOTE: Acknowledgement Information is defined as the information contained in AlarmInformation.ackTime, AlarmInformation.ackUserId, AlarmInformation.ackSystemId and AlarmInformation.ackState.

### 6.5.1.4 Pre-condition

atLeastOneValidId AND validUserId&SystemId.

Assertion Name	Definition
atLeastOneValidId	The AlarmInformationReferenceList contains at least one identifier that identifies one AlarmInformation in AlarmList and that this identified AlarmInformation shall have its ackState indicating "acknowledged".
validUserId&SystemId	The values of ackUserId and ackSystemId attributes of the AlarmInformation must be the same as the ones provided as input parameters. The AlarmInformation is identified by the input parameter AlarmInformationReferenceList.

### 6.5.1.5 Post-condition

someAlarmUnacknowledged OR allAlarmsUnacknowledged.

Assertion Name	Definition
someAlarmUnacknowledged	At least one but not all AlarmInformation identified in input parameter alarmListReferenceList has been unacknowledged. This means that the ackState attribute has been set to "unacknowledged", that ackTime, ackUserId, ackSystemId attributes of this AlarmInformation have been set to containing no information.
allAlarmsUnacknowledged	All AlarmInformation identified in input parameter have been unacknowledged. This means that the ackState attribute has been set to "unacknowledged", that ackTime, ackUserId, ackSystemId attributes of this AlarmInformation have been set to contain no information.

### 6.5.1.6 Exceptions

Name	Definition
operation_failed	<b>Condition:</b> Pre-condition is false or post-condition is false. <b>Returned Information:</b> The output parameter status. <b>Exit state:</b> Entry state.

## 6.6 Interface AlarmIRPOperation\_4

### 6.6.1 setComment (O)

#### 6.6.1.1 Definition

The `IRPManager` invokes this operation to record a comment in one or more `AlarmInformation` instances in `AlarmList`.

#### 6.6.1.2 Input Parameters

Name	Qualifier	Information Type	Comment
AlarmInformationReferenceList	M	List of AlarmInformation.alarmId	It carries one or more identifiers identifying AlarmInformation instances in the AlarmList.
commentUserId	M	The Comment.commentUserId where Comment is involved in relation-AlarmInformation-Comment with an AlarmInformation.	
commentSystemId	O	The Comment.commentSystemId where Comment is involved in relation-AlarmInformation-Comment with an AlarmInformation.	
commentText	M	The comment.commentText where Comment is involved in relation-AlarmInformation-Comment with an AlarmInformation.	

#### 6.6.1.3 Output Parameter

Name	Qualifier	Matching Information	Comment
badAlarmInformationReferenceList	M	List of pair of AlarmInformation.alarmId and the failure reason.	If allUpdated is true, it contains no information. If someUpdated is true, then it contains identifications of AlarmInformation that are not present in AlarmList or that they are present, but AlarmInformation.comments has not changed, in contrast to IRPManager's request.
Status	M	ENUM( Operation succeeded, Operation failed, Operation partially failed)	If allUpdated is true, then status = OperationSucceeded. If someUpdated is true, then status = OperationPartiallyFailed. If exception operationFailed is raised, then status = OperationFailed.

#### 6.6.1.4 Pre-condition

atLeastOneValidId.

Assertion Name	Properties
atLeastOneValidId	The AlarmInformationReferenceList contains at least one identifier that identifies one AlarmInformation in AlarmList.

### 6.6.1.5 Post-condition

allUpdated OR someUpdated.

Assertion Name	Properties
allUpdated	The AlarmInformation.comment of all alarms identified by the input parameter AlarmInformationReferenceList has been updated. The input parameter commentText, commentUserId and commentSystemId are added to the AlarmInformation.comment. The time of the operation invocation is captured in the AlarmInformation.comment as well. To make it possible to add the new comment, the IRPAgent may remove one or more old comment previously held by AlarmInformation.comments.
someUpdated	The AlarmInformation.comment attribute of at least one but not all alarms identified by the input parameter AlarmInformationReferenceList has been updated. The input parameter commentText, commentUserId and commentSystemId are added to the AlarmInformation.comment. The time of the operation invocation is captured in the AlarmInformation.comment as well. To add a new Comment, it may be necessary to remove one or more old Comment instances being held. The commentTime of the removed Comment instances shall be older than that of the remaining Comment instances.

### 6.6.1.6 Exceptions

Name	Properties
operation_failed	<b>Condition:</b> the pre-condition is false or the post-condition is false. <b>Returned Information:</b> The output parameter status. <b>Exit state:</b> Entry state.

## 6.7 Interface AlarmIRPOperation\_5

### 6.7.1 clearAlarms (O)

#### 6.7.1.1 Definition

The IRPManager invokes this operation to clear one or more AlarmInformation instances in AlarmList. For example, this operation can be used to support the manual clearing of the ADMC (automatic detection and manual clearing, see also 3GPP TS 32.111-1 [9]) alarms.

#### 6.7.1.2 Input Parameter

Name	Qualifier	Information Type	Comment
alarmInformationReferenceList	M	List of AlarmInformation.alarmId	It carries one or more identifiers identifying AlarmInformation instances in the AlarmList.
clearUserId	M	N/A	It identifies the user clearing the alarm.
clearSystemId	O	N/A	It identifies the processing system on which the subject IRPManager runs. It may be absent implying that IRPManager does not wish this information be known to the IRPAgent.



### 6.7.1.3 Output Parameter

Name	Qualifier	Matching Information	Comment
badAlarmInformationReferenceList	M	List of pair of AlarmInformation.alarmId and the failure reason.	If allCleared is true, it contains no information. If someCleared is true, then it contains identifications of AlarmInformation that are not present in AlarmList or that are present in AlarmList but remain unchanged, in contrast to IRPManager's request.
status	M	ENUM( Operation succeeded, Operation failed, Operation partially failed)	If allCleared is true, then status = OperationSucceeded. If someCleared is true, then status = OperationPartiallyFailed. If exception operationFailed is raised, then status = OperationFailed.

### 6.7.1.4 Pre-condition

atLeastOneValidId.

Assertion Name	Properties
atLeastOneValidId	The input parameter alarmInformationReferenceList contains at least one identifier that identifies one AlarmInformation in AlarmList.

### 6.7.1.5 Post-condition

allCleared OR someCleared.

Assertion Name	Properties
allCleared	The AlarmInformation.perceivedSeverity of all instances identified by the input parameter alarmInformationReferenceList are set to 'cleared'. The AlarmInformation.clearUserId and AlarmInformation.clearSystemId of all instances identified are set with values carried by input parameters clearUserId and clearSystemId respectively.
someCleared	It has the same properties as allCleared except that it is applicable to one or more but not all instances identified by the input parameter alarmInformationReferenceList.

### 6.7.1.6 Exceptions

Name	Properties
operation_failed	<b>Condition:</b> the pre-condition is false or the post-condition is false. <b>Returned Information:</b> The output parameter status. <b>Exit state:</b> Entry state.

## 6.8 Interface AlarmIRPNotifications\_1

The present document does not specify methods for IRPManager to detect alarm loss. The use of alarmId to detect alarm loss is an arrangement made between IRPAgent and IRPManager. This arrangement is outside the scope of the present document. For example, IRPAgent may use integer sequence (e.g. 1, 2, 3, 4, 5, ...) as alarmId instances for its alarms. Based on this knowledge, IRPManager can detect alarm loss. This kind of arrangement may not be possible for all SS.

The present document does not specify how IRPAgent can determine if IRPManager has received alarms correctly. Not all SSS provide such capability.

The present document does not specify methods for IRPManager and IRPAgent to recover alarm loss. The only mechanism recommended to deal with alarm loss is the use of getAlarmList operation. The present document does not specify conditions under which IRPManager should invoke this operation.

## 6.8.1 notifyNewAlarm (M)

### 6.8.1.1 Definition

A new `AlarmInformation` has been added in the `AlarmList`. The subscribed `IRPManager` instances are notified of this fact if the added `AlarmInformation` satisfies the current filter constraint of their subscription.

There are two tables for Input Parameters. If `alarmType` parameter indicates "Communications Alarm", "Processing Error Alarm", "Environmental Alarm". "Quality Of Service Alarm" or "Equipment Alarm", the first table (see clause 6.8.1.2) shall be applicable for this `notifyNewAlarm`. If `alarmType` parameter indicates "Integrity Violation", "Operational Violation", "Physical Violation", "Security Violation" or "Time Domain Violation", the second table (see clause 6.8.1.2a) shall be applicable.

### 6.8.1.2 Input Parameters

Parameter Name	Qualifier	Matching Information	Comment
<code>objectClass</code>	M,F	<code>MonitoredEntity.objectClass</code> where the <code>MonitoredEntity</code> is identified by the relation- <code>AlarmedObject-AlarmInformation</code> of the new <code>AlarmInformation</code> .	
<code>objectInstance</code>	M,F	<code>MonitoredEntity.objectInstance</code> where the <code>MonitoredEntity</code> is identified by the relation- <code>AlarmedObject-AlarmInformation</code> of the new <code>AlarmInformation</code> .	
<code>notificationId</code>	M	This carries the semantics of notification identifier.	
<code>eventTime</code>	M,F	<code>AlarmInformation.alarmRaisedTime</code>	
<code>systemDN</code>	C,F	<code>IRPAgent.systemDN</code> where the <code>IRPAgent</code> is related to the <code>AlarmIRP</code> that is related to this <code>AlarmList</code> .	It carries the DN of the <code>IRPAgent</code> .
<code>notificationType</code>	M,F	" <code>notifyNewAlarm</code> ".	
<code>probableCause</code>	M,F	<code>AlarmInformation.probableCause</code>	
<code>perceivedSeverity</code>	M,F	<code>AlarmInformation.perceivedSeverity</code>	
<code>alarmType</code>	M, F	<code>AlarmInformation.eventType</code>	The notification structure defined by this table is applicable if this parameter indicates "Communications Alarm", "Processing Error Alarm", "Environmental Alarm". "Quality Of Service Alarm" or "Equipment Alarm".
<code>vendorSpecificAlarmType</code>	O, F	<code>AlarmInformation.vendorSpecificAlarmType</code>	
<code>specificProblem</code>	O	<code>AlarmInformation.specificProblem</code>	
<code>correlatedNotifications</code>	O	The set of <code>CorrelatedNotification</code> related to this <code>AlarmInformation</code> .	
<code>backedUpStatus</code>	O	<code>AlarmInformation.backedUpStatus</code>	
<code>backUpObject</code>	O	<code>MonitoredEntity.objectInstance</code> where the <code>MonitoredEntity</code> is identified by relation- <code>BackUpObject-AlarmInformation</code> of the new <code>AlarmInformation</code> .	It carries the DN of the back up object.
<code>trendIndication</code>	O	<code>AlarmInformation.trendIndication</code>	
<code>thresholdInfo</code>	O	<code>AlarmInformation.thresholdInfo</code>	
<code>stateChangeDefinition</code>	O	<code>AlarmInformation.stateChange</code>	
<code>monitoredAttributes</code>	O	<code>AlarmInformation.monitoredAttributes</code>	
<code>proposedRepairActions</code>	O	<code>AlarmInformation.proposedRepairActions</code>	
<code>additionalText</code>	O	<code>AlarmInformation.additionalText</code>	
<code>additionalInformation</code>	O	<code>AlarmInformation.additionalInformation</code>	
<code>alarmId</code>	M	<code>AlarmInformation.alarmId</code>	

## 6.8.1.2a Input Parameters for notification related to security alarm

Parameter Name	Qualifier	Matching Information	Comment
objectClass	M,F	MonitoredEntity.objectClass where the MonitoredEntity is identified by the relation- AlarmedObject-AlarmInformation of the new AlarmInformation.	
objectInstance	M,F	MonitoredEntity.objectInstance where the MonitoredEntity is identified by the relation- AlarmedObject-AlarmInformation of the new AlarmInformation.	
notificationId	M	This carries the semantics of notification identifier.	
eventTime	M,F	AlarmInformation.alarmRaisedTime	
SystemDN	C,F	IRPAgent.systemDN where the IRPAgent is related to the AlarmIRP that is related to this AlarmList.	It carries the DN of the IRPAgent.
notificationType	M,F	"notifyNewAlarm".	
probableCause	M,F	AlarmInformation.probableCause	
perceivedSeverity	M,F	AlarmInformation.perceivedSeverity	
alarmType	M, F	AlarmInformation.eventType	The notification structure of this table is applicable if this parameter indicates "Integrity Violation", "Operational Violation", "Physical Violation", "Security Violation", "Time Domain Violation".
vendorSpecificAlarmType	O, F	AlarmInformation.vendorSpecificAlarmType	
correlatedNotifications	O	The set of CorrelatedNotification related to this AlarmInformation.	
additionalText	O	AlarmInformation.additionalText	
additionalInformation	O	AlarmInformation.additionalInformation	
serviceUser	M	AlarmInformation.serviceUser	This may contain no information if the identify of the service-user (requesting the service) is not known.
serviceProvider	M	AlarmInformation.serviceProvider	This shall always identify the service-provider receiving a service request, from serviceUser, that provokes the security alarm.
securityAlarmDetector	M	AlarmInformation.securityAlarmDetector	This may contain no information if the detector of the security alarm is the serviceProvider.
alarmId	M	AlarmInformation.alarmId	

## 6.8.1.3 Triggering Event

## 6.8.1.3.1 From-state

noMatchedAlarm.

Assertion Name	Definition
noMatchedAlarm	AlarmList does not contain an AlarmInformation that has the following properties: Its matching-criteria-attributes values are identical to that of the newly generated network alarm and it is involved in relation-AlarmObject-AlarmInformation with the same MonitoredEntity as the one identified by the newly generated network alarm.

## 6.8.1.3.2 To-state

newAlarmInAlarmList.

Assertion Name	Definition
newAlarmInAlarmList	AlarmList contains an AlarmInformation holding information conveyed by the newly generated network alarm. This AlarmInformation is involved in relation-AlarmObject-AlarmInformation with the same MonitoredEntity as the one identified by the newly generated network alarm. The following attributes of the AlarmInformation shall be populated with information in the newly generated alarm. alarmId, notificationId, alarmRaisedTime, eventType, probableCause, perceivedSeverity. The following attributes of the same AlarmInformation shall be populated with information in the newly generated alarm if the information is present (in the newly generated alarm) and if the attribute is supported: specificProblem, backedUpStatus, trendIndication, thresholdInfo, stateChangedDefinition, monitoredAttributes, proposedRepairActions, additionalText, additionalInformation.

## 6.8.2 notifyAckStateChanged (M)

## 6.8.2.1 Definition

The subscribed IRPManager instances are notified regarding changes in alarm Acknowledgement State. The AlarmInformation carried in the notification shall satisfy the current filter constraint of the subscription.

The notification shall contain all parameters that are filterable and are present in the original (related) notifyNewAlarm notification.

The IRPManager and the IRPAgent can acknowledge and unacknowledge alarms as defined by 3GPP TS 32.111-1 [9].

## 6.8.2.2 Input Parameters

Parameter Name	Qualifier	Matching Information	Comment
objectClass	M,F	MonitoredEntity.objectClass where the MonitoredEntity is identified by the relation-AlarmObject-AlarmInformation of the AlarmInformation.	
objectInstance	M,F	MonitoredEntity.objectInstance where the MonitoredEntity is identified by the relation-AlarmObject-AlarmInformation of the AlarmInformation.	
notificationId	M	This carries the semantics of notification identifier.	
eventTime	M,F	AlarmInformation.ackTime	
systemDN	C,F	IRPAgent.systemDN	
notificationType	M,F	"notifyAckStateChanged"	
probableCause	M,F	AlarmInformation.probableCause	
perceivedSeverity	M,F	AlarmInformation.perceivedSeverity	
alarmType	M,F	AlarmInformation.eventType	
alarmId	M	AlarmInformation.alarmId	
ackState	M	AlarmInformation.ackState	
ackUserId	M	AlarmInformation.ackUserId	If this AlarmInformation has been acknowledged by a human operator, than this parameter contains the operator identifier. If it has been acknowledged by a System (EM or NM), than this parameter contains the identifier of the System.
ackSystemId	O	AlarmInformation.ackSystemId	This parameter always contains the identifier of the System (EM or NM) where the acknowledgement request was originated.

### 6.8.2.3 Triggering Event

#### 6.8.2.3.1 From-state

`alarmInformationExists`.

Assertion Name	Definition
<code>alarmInformationExists</code>	The <code>AlarmInformation</code> exists in <code>AlarmList</code> .

#### 6.8.2.3.2 To-state

`alarmAckStateHasChanged`.

Assertion Name	Definition
<code>alarmAckStateHasChanged</code>	The <code>AlarmInformation.ackState</code> of the <code>AlarmInformation</code> identified by from-state assertion <code>alarmInformationExists</code> have been updated. Specifically, the following attributes of the subject <code>AlarmInformation</code> are updated. <code>notificationId</code> , <code>ackTime</code> , <code>ackUserId</code> , <code>ackState</code> , <code>ackSystemId</code> .

## 6.8.3 notifyClearedAlarm (M)

### 6.8.3.1 Definition

`IRPAgent` notifies the subscribed `IRPManager` of alarm clearing if the subject `AlarmInformation` satisfies the optional filter constraint expressed in the `subscribe` operation.

The notification shall contain all parameters that are filterable and are present in the original (related) `notifyNewAlarm` notification.

### 6.8.3.2 Input Parameters

Parameter Name	Qualifier	Matching Information	Comment
objectClass	M,F	MonitoredEntity.objectClass where the MonitoredEntity is identified by the relation- AlarmedObject-AlarmInformation of the new AlarmInformation.	
objectInstance	M,F	MonitoredEntity.objectInstance where the MonitoredEntity is identified by the relation- AlarmedObject-AlarmInformation of the new AlarmInformation.	
notificationId	M	This carries the semantics of notification identifier.	
eventTime	M,F	AlarmInformation.alarmClearedTime	
systemDN	C,F	IRPAgent.systemDN where the IRPAgent is related to the AlarmIRP that is related to this AlarmList.	
notificationType	M,F	"notifyClearedAlarm"	
probableCause	M,F	AlarmInformation.probableCause	
perceivedSeverity	M,F	AlarmInformation.perceivedSeverity	Its value shall indicate Cleared.
alarmType	M,F	AlarmInformation.eventType	
correlated Notifications	O	The set of CorrelatedNotification related to this AlarmInformation.	It contains references to other AlarmInformation instances whose perceivedSeverity levels are Cleared as well. In this way, perceivedSeverity level of multiple AlarmInformation instances can be Cleared by one notification.
clearUserId	O	AlarmInformation.clearUserId	It is present if the AlarmInformation is cleared by the IRPManager using clearAlarms.
clearSystemId	O	AlarmInformation.clearSystemId	It is present if clearUserId is present and if AlarmInformation.clearSystemId contains information.
alarmId	M	AlarmInformation.alarmId	

### 6.8.3.3 Triggering Event

#### 6.8.3.3.1 From-state

alarmMatchedAndCleared OR clearedByIRPManager.

Assertion Name	Definition
alarmMatchedAndCleared	The matching-criteria-attributes of the newly generated network alarm have values that are identical (matched) with ones in one AlarmInformation in AlarmList and the perceivedSeverity of the matched AlarmInformation is not Cleared AND The perceivedSeverity of the newly generated network alarm is cleared.
clearedByIRPManager	Reception of a valid clearAlarms operation that identifies the subject AlarmInformation instances. This triggering event shall occur regardless of the perceivedSeverity state of the identified AlarmInformation instances.

### 6.8.3.3.2 To-state

AlarmInformationCleared\_1 OR AlarmInformationCleared\_2.

Assertion Name	Definition
AlarmInformationCleared_1	Case if From-state is alarmMatchedAndCleared: The following attributes of the subject AlarmInformation are updated: notificationId, perceivedSeverity (updated to Cleared), alarmClearedTime.
AlarmInformationCleared_2	Case if From-state is clearedByIRPManager: The following attributes of the subject AlarmInformation are updated: notificationId, perceivedSeverity (updated to Cleared), alarmClearedTime, alarmClearedUserId, alarmClearedSystemId.

## 6.8.4 notifyAlarmListRebuilt (M)

### 6.8.4.1 Definition

The IRPAgent or its related AlarmIRP maintains an AlarmList. They can lose confidence in the integrity of its AlarmList. Under this condition, IRPAgent or its related AlarmIRP or the related AlarmList shall invoke notifyAlarmListRebuilt notification after the AlarmList has been rebuilt.

The IRPAgent can also invoke notifyAlarmListRebuilt notification indicating that part of the AlarmList has been rebuilt. In this case, the notification carries the managed object (MO) instance indicating that the AlarmList only have been rebuilt for alarms concerning this MO and its subordinate MOs. Furthermore, this notification indicates that there is no rebuilt going on for superior MOs of this MO.

## 6.8.4.2 Input Parameters

Parameter Name	Qualifier	Matching Information	Comment
objectClass	M,F	It carries the IRPAgent.objectClass or alternatively, the object class of another MO.	If it carries the IRPAgent.objectClass, then all AlarmInformation instances in the AlarmList may have been rebuilt. If it carries the object class of another MO, then all AlarmInformation instances of the MO identified by the parameter objectInstance and its subordinate MOs may have been rebuilt. The AlarmInformation instances not related to the subject MO and its subordinate MOs are not subject to rebuilt.
objectInstance	M,F	It carries the IRPAgent.iRPAgentId or alternatively, the id of another MO.	If objectClass carries the IRPAgent.objectClass, then this parameter carries the RDN of the IRPAgent whose AlarmList has been rebuilt. If objectClass carries the object class of another MO, then this parameter carries the RDN of the MO instance indicating that the AlarmList only have been rebuilt for alarms concerning that MO and its subordinate MOs.
notificationId	M	This carries the semantics of notification identifier.	
eventTime	M,F	It carries the time when the IRPAgent has rebuilt the AlarmList successfully.	
systemDN	C,F	IRPAgent.systemDN where the IRPAgent is related to the AlarmIRP that is related to this AlarmList.	
notificationType	M,F	"notifyAlarmListRebuilt".	
reason	M	"Agent-NE communication error", "Agent restarts", "indeterminate". Other values can be added.	It carries the reason why the IRPAgent has rebuilt the AlarmList. This may carry different reasons than that carried by the immediate previous notifyPotentialFaultyAlarmList.
alarmListAlignmentRequirement	O (note)	ENUM (alignmentRequired, alignmentNotRequired)	It carries an enumeration of "alignmentRequired" and "alignmentNotRequired". IRPAgent uses alignmentRequired to indicate that IRPAgent current AL is not identical to the one that could have been built using (a) IRPAgent AL information at the time it emits the immediate previous notifyPotentialFaultyAlarmList() and (b) the notifications (carrying alarm information) emitted after the previously identified notification and before the subject notification. Otherwise, the IRPAgent uses alignmentNotRequired. When this parameter is absent, it implies alignmentRequired.

NOTE: If IRPAgent supports notifyPotentialFaultyAlarmList() notification, it shall support this parameter. If IRPAgent does not support notifyPotentialFaultyAlarmList() notification, it shall not support this parameter.



### 6.8.4.3 Triggering Event

#### 6.8.4.3.1 From-state

alarmListRebuilt\_0 OR alarmListRebuilt\_1.

Assertion Name	Definition
alarmListRebuilt_0	IRPAgent has cold-started, initialized, re-initialized or rebooted and it has initiated procedure to rebuild its AlarmList.
alarmListRebuilt_1	IRPAgent loses confidence in part or whole of its AlarmList. IRPAgent has initiated procedure to repair its AlarmList.

#### 6.8.4.3.2 To-state

alarmListRebuilt\_2.

Assertion Name	Definition
alarmListRebuilt_2	IRPAgent rebuilt the whole or part of AlarmList.

## 6.9 Interface AlarmIRPNotification\_2

### 6.9.1 notifyChangedAlarm (O)

#### 6.9.1.1 Definition

The subscribed IRPManager instances are notified regarding changes in AlarmInformation in AlarmList. This notification is only triggered by a change in perceivedSeverity attribute value (except to the value "Cleared"). The AlarmInformation carried in the notification shall satisfy the current filter constraint of the subscription.

The notification shall contain all parameters that are filterable and are present in the original (related) notifyNewAlarm notification.

#### 6.9.1.2 Input Parameters

Parameter Name	Qualifier	Matching Information	Comment
objectClass	M,F	MonitoredEntity.objectClass where the MonitoredEntity is identified by the relation-alarmedObject-AlarmInformation of the new AlarmInformation.	
objectInstance	M,F	MonitoredEntity.objectInstance where the MonitoredEntity is identified by the relation-alarmedObject-AlarmInformation of the new AlarmInformation.	
notificationId	M	This carries the semantics of notification identifier.	
eventTime	M,F	AlarmInformation.alarmChangedTime	
systemDN	C,F	IRPAgent.systemDN where the IRPAgent is related to the AlarmIRP that is related to this AlarmList.	
notificationType	M,F	"notifyChangedAlarm"	
probableCause	M,F	AlarmInformation.probableCause	
perceivedSeverity	M,F	AlarmInformation.perceivedSeverity	
alarmType	M,F	AlarmInformation.eventType	
alarmId	M	AlarmInformation.alarmId	

### 6.9.1.3 Triggering Event

#### 6.9.1.3.1 From-state

alarmMatched AND alarmNotCleared AND alarmChanged.

Assertion Name	Definition
alarmMatched	The matching-criteria-attributes of the newly generated network alarm has values that are identical (matches) with ones in one AlarmInformation in AlarmList.
alarmNotCleared	The perceivedSeverity of the newly generated network alarm is not Cleared.
alarmChanged	The perceivedSeverity of the newly generated network alarm and of the matched AlarmInformation are different.

#### 6.9.1.3.2 To-state

informationUpdate.

Assertion Name	Definition
informationUpdate	<ul style="list-style-type: none"> <li>• The AlarmInformation identified in alarmMatched in from-state has been updated according to the following rules: perceivedSeverity is updated;</li> <li>• notificationId is updated;</li> <li>• alarmChangedTime is updated;</li> <li>• ackTime, ackUserId and ackSystemId are updated to contain no information;</li> <li>• ackState is updated to "unacknowledged";</li> </ul>

## 6.10 Interface AlarmIRPNotification\_3

### 6.10.1 notifyComments (O)

#### 6.10.1.1 Definition

The subscribed IRPManager instances are notified regarding to the addition of a Comment instance to an AlarmInformation instance in the AlarmList. The AlarmInformation carried in the notification shall satisfy the current filter constraint of the subscription.

The notification shall contain all parameters that are filterable and are present in the original (related) notifyNewAlarm notification.

The IRPManager and the IRPAgent can add comments to instances of AlarmInformation as described in 3GPP TS 32.111-1 [9].

IRPAgent shall support this notification if it supports the operation setComment.

## Input Parameters

Parameter Name	Qualifier	Matching Information	Comment
objectClass	M,F	MonitoredEntity.objectClass where the MonitoredEntity is identified by the relation-alarmedObject-AlarmInformation of the AlarmInformation.	
objectInstance	M,F	MonitoredEntity.objectInstance where the MonitoredEntity is identified by the relation-alarmedObject-AlarmInformation of the AlarmInformation.	
notificationId	M	This carries the semantics of notification identifier.	
eventTime	M,F	Comment.commentTime of the last Comment added	
systemDN	C,F	IRPAgent.systemDN	
notificationType	M,F	"notifyComments"	
alarmType	M,F	AlarmInformation.eventType	
probableCause	M,F	AlarmInformation.probableCause	
perceivedSeverity	M,F	AlarmInformation.perceivedSeverity	
comments	M	The set of Comment instances involved in a relationship with this AlarmInformation.	
alarmId	M	AlarmInformation.alarmId	

### 6.10.1.3 Triggering Events

#### 6.10.1.3.1 From-state

alarmInformationExists.

Assertion Name	Definition
alarmInformationExists	The AlarmInformation is in AlarmList.

#### 6.10.1.3.2 To-state

commentInserted.

Assertion Name	Definition
commentInserted	One Comment has been created and it is involved in a relationship with the AlarmInformation identified by from-state assertion alarmInformationExists. The following attributes of the newly created Comment instance shall be populated: commentTime, commentText, commentUserId and commentSystemId.

## 6.11 Interface AlarmIRPNotification\_4

### 6.11.1 notifyPotentialFaultyAlarmList (O)

#### 6.11.1.1 Definition

The IRPAgent or its related AlarmIRP maintains an AlarmList. They can lose confidence in the integrity of its AlarmList. Under this condition, IRPAgent or its related AlarmIRP or the related AlarmList shall invoke notifyPotentialFaultyAlarmList. They then can begin to rebuild the faulty AlarmList, if found necessary. After the successful rebuilt or the discovery that rebuilt is not necessary, they shall invoke notifyAlarmListRebuilt notification.

This notification can identify a set of AlarmInformation that is potentially faulty or unreliable. This identification is done in the following way. If the MOI of an AlarmInformation is the same or is a subordinate to the MOI carried in the notification, then the AlarmInformation may be faulty or unreliable.

This notification can identify all the AlarmInformation instances of the AlarmList that are potentially faulty or unreliable. In this case, the notification shall carry a MOI identifying the IRPAgent.

The IRPManager behavior, on reception of this notifyPotentialFaultyAlarmList notification, is not specified. The IRPManager behavior is considered not essential for the specification of the interface itself. However, the following are recommended actions the IRPManager should take, in case it receives this notification.

- 1) The IRPManager should not perform any task requiring the integrity of the AlarmInformation identified as faulty or unreliable by the subject notification.
- 2) The IRPManager should not invoke operations that require integrity of the AlarmList such as getAlarmList., acknowledgeAlarms operations.

### 6.11.1.2 Input Parameters

Parameter Name	Qualifier	Matching Information	Comment
objectClass	M,F	It carries the class of the IRPAgent or alternatively, the class of another MO.	If it carries the IRPAgent.objectClass, then all AlarmInformation instances in the AlarmList may not be reliable. If it carries the object class of another MO, then all AlarmInformation instances of the MO identified by the parameter objectInstance and its subordinate MOs may not be reliable. The AlarmInformation instances not related to the subject MO and its subordinate MOs are reliable.
objectInstance	M,F	It carries the DN of the IRPAgent or alternatively, the DN of another MO.	If objectClass carries the IRPAgent.objectClass, then this parameter carries the DN of the IRPAgent. If objectClass carries the object class of another MO, then this parameter carries the DN of the MO instance.
notificationId	M	This carries the semantics of notification identifier.	
eventTime	M,F	It carries the time when the IRPAgent has lost confidence of its AlarmList content.	
systemDN	C,F	IRPAgent.systemDN where the IRPAgent is related to the AlarmIRP that is related to this AlarmList.	
notificationType	M,F	"notifyPotentialFaultyAlarmList".	
reason	M	"Agent-NE communication error", "Agent restarts", "indeterminate". Other values can be added.	It carries the reason why the IRPAgent has to rebuild its AlarmList.

### 6.11.1.3 Triggering Event

#### 6.11.1.3.1 From-state

faultyAlarmListDetected.

Assertion Name	Definition
faultyAlarmListDetected	IRPAgent detects faults in part or whole of its AlarmList.

#### 6.11.1.3.2 To-state

faultyAlarmList

Assertion Name	Definition
faultyAlarmList	IRPAgent initiates the AlarmList rebuild process.

## Annex A (normative): Event Types

This annex lists and explains event types used by the present document.

Event type is defined in 3GPP TS 32.302 [5]. The table below lists some of the event types referred to in the present document.

Notification IRP: Information Service in 3GPP TS 32.302 [5] defines a parameter called `notificationType` that shall be present in all notification. The present document defines a parameter called `alarmType` that shall be present in all notifications carrying alarm information. Examples of the `notificationType` are "notification of new alarm", "notification of AlarmList rebuilt", "notification of alarm cleared", etc. Examples of the `alarmType` are the event types defined in table below.

The present document also defines an attribute of `AlarmInformation` called `eventType`. The mapping of this `eventType` (internal attribute and not visible to `IRPManager`) to `notificationType` or `alarmType` (both visible to `IRPManager`) is defined in relevant sections of the present document. The choice of using "eventType" is to keep the list of attributes of `AlarmList` unchanged (compared to Release 99). One can replace this `eventType` with two attributes, called `notificationType` and `alarmType` so that mapping of these two attributes to the externally visible parameters of the same name will be straight-forward.

It is noted that the `AlarmInformation.eventType` can capture more information than the ITU-T defined event types ITU-T Recommendation X.733 [2]. One example is "notification of alarm list rebuilt".

It is noted that the mapping of the IS `notificationType` and `alarmType` to CMIP's event type or CORBA `event_name` or other fields are specified in the respective SS documents.

**Table A.1: Event Types**

Event Types	Explanation
Communications Alarm	An alarm of this type is associated with the procedure and/or process required conveying information from one point to another (ITU-T Recommendation X.733 [2]).
Processing Error Alarm	An alarm of this type is associated with a software or processing fault (ITU-T Recommendation X.733 [2]).
Environmental Alarm	An alarm of this type is associated with a condition related to an enclosure in which the equipment resides (ITU-T Recommendation X.733 [2]).
Quality of Service Alarm	An alarm of this type is associated with degradation in the quality of a service (ITU-T Recommendation X.733 [2]).
Equipment Alarm	An alarm of this type is associated with an equipment fault (ITU-T Recommendation X.733 [2]).
Integrity Violation	An indication that information may have been illegally modified, inserted or deleted.
Operational Violation	An indication that the provision of the requested service was not possible due to the unavailability, malfunction or incorrect invocation of the service.
Physical Violation	An indication that a physical resource has been violated in a way that suggests a security attack.
Security Service or Mechanism Violation	An indication that a security attack has been detected by a security service or mechanism.
Time Domain Violation	An indication that an event has occurred at an unexpected or prohibited time.

## Annex B (normative): Probable Causes

This annex lists probable causes and their corresponding event types.

Sources of these probable causes are ITU-T Recommendation M.3100 [11], ITU-T Recommendation X.721 [3], ITU-T Recommendation X.733 [2], and ITU-T Recommendation X.736 [15]. In addition, probable causes for 2G and 3G wireless systems are listed.

**Table B.1: Probable Causes from ITU-T Recommendation M.3100 [11]**

M.3100 Probable cause	Event type
Indeterminate	Unknown
Alarm Indication Signal (AIS)	Communications
Broadcast Channel Failure	Communications
Call Setup Failure	Communications
Communications Receive Failure	Communications
Communications Transmit Failure	Communications
Connection Establishment Error	Communications
Degraded Signal	Communications
Demodulation Failure	Communications
Far End Receiver Failure (FERF)	Communications
Framing Error	Communications
Invalid Message Received	Communications
Local Node Transmission Error	Communications
Loss Of Frame (LOF)	Communications
Loss Of Pointer (LOP)	Communications
Loss Of Signal (LOS)	Communications
Modulation Failure	Communications
Payload Type Mismatch	Communications
Transmission Error	Communications
Remote Alarm Interface	Communications
Remote Node Transmission Error	Communications
Routing Failure	Communications
Excessive Bit Error Rate (EBER)	Communications
Path Trace Mismatch	Communications
Unavailable	Communications
Signal Label Mismatch	Communications
Loss Of Multi Frame	Communications
Antenna Failure	Equipment
Back Plane Failure	Equipment
Battery Charging Failure	Equipment
Data Set Problem	Equipment
Disk Failure	Equipment
Equipment Identifier Duplication	Equipment
External IF Device Problem	Equipment
Frequency Hopping Failure	Equipment
IO Device Error	Equipment
Line Card Problem	Equipment
Loss Of Redundancy	Equipment
Loss Of Synchronization	Equipment
Multiplexer Problem	Equipment
NE Identifier Duplication	Equipment
Power Problem	Equipment
Power Supply Failure	Equipment
Processor Problem	Equipment
Protection Path Failure	Equipment
Protecting Resource Failure	Equipment
Protection Mechanism Failure	Equipment
Real Time Clock Failure	Equipment
Receiver Failure	Equipment
Replaceable Unit Missing	Equipment

<b>M.3100 Probable cause</b>	<b>Event type</b>
Replaceable Unit Type Mismatch	Equipment
Signal Quality Evaluation Failure	Equipment
Synchronization Source Mismatch	Equipment
Terminal Problem	Equipment
Timing Problem	Equipment
Transceiver Failure	Equipment
Transmitter Failure	Equipment
Trunk Card Problem	Equipment
Replaceable Unit Problem	Equipment
Air Compressor Failure	Environmental
Air Conditioning Failure	Environmental
Air Dryer Failure	Environmental
Battery Discharging	Environmental
Battery Failure	Environmental
Commercial Power Failure	Environmental
Cooling Fan Failure	Environmental
Cooling System Failure	Environmental
Engine Failure	Environmental
Fire Detector Failure	Environmental
Fuse Failure	Environmental
Generator Failure	Environmental
Low Battery Threshold	Environmental
Pump Failure	Environmental
Rectifier Failure	Environmental
Rectifier High Voltage	Environmental
Rectifier Low F Voltage	Environmental
Ventilation System Failure	Environmental
Enclosure Door Open	Environmental
Explosive Gas	Environmental
External Equipment Failure	Environmental
External Point Failure	Environmental
Fire	Environmental
Flood	Environmental
High Humidity	Environmental
High Temperature	Environmental
High Wind	Environmental
Ice Build Up	Environmental
Intrusion Detection	Environmental
Low Fuel	Environmental
Low Humidity	Environmental
Low Cable Pressure	Environmental
Low Temperature	Environmental
Low Water	Environmental
Smoke	Environmental
Toxic Gas	Environmental
Application Subsystem Failure	Processing Error
Configuration Or Customisation Error	Processing Error
Database Inconsistency	Processing Error
File Error	Processing Error
Storage Capacity Problem	Processing Error
Memory Mismatch	Processing Error
Corrupt Data	Processing Error
Loss of Real Time	Processing Error
Out Of CPU Cycles	Processing Error
Out Of Memory	Processing Error
Reinitialized	Processing Error
Software Environment Problem	Processing Error
Software Error	Processing Error
Software Download Failure	Processing Error
Timeout Expired	Processing Error
Underlying Resources Unavailable	Processing Error
Version Mismatch	Processing Error
Bandwidth Reduced	Quality of service
Congestion	Quality of service

M.3100 Probable cause	Event type
Excessive Error Rate	Quality of service
Excessive Response Time	Quality of service
Excessive Retransmission Rate	Quality of service
Reduced Logging Capability	Quality of service
System Resources Overload	Quality of service

**Table B.2: Probable Causes from ITU-T Recommendation X.721 [3] / ITU-T Recommendation X.733 [2] / ITU-T Recommendation X.736 [15]**

X.721/X.733/X.736 Probable Cause	Event type
Adapter Error	Equipment
Application Subsystem Failure	Processing error
Authentication Failure	Security Service or Mechanism Violation
Bandwidth Reduction	Quality of service
Breach of Confidentiality	Security Service or Mechanism Violation
Cable Tamper	Physical Violation
Call Establishment Error	Communications
Communication Protocol Error	Communications
Communication Subsystem Failure	Communications
Configuration or Customizing Error	Processing error
Congestion	Quality of service
Corrupt Data	Processing error
CPU Cycles Limit Exceeded	Processing error
Data Set or Modem Error	Equipment
Degraded Signal	Communications
Delayed Information	Time Domain Violation
Denial of Service	Operational Violation
DTE-DCE Interface Error	Communications
Duplicate Information	Integrity Violation
Enclosure Door Open	Environmental
Equipment Malfunction	Equipment
Excessive Vibration	Environmental
File Error	Processing error
Fire Detected	Environmental
Flood Detected	Environmental
Framing Error	Communications
Heating or Ventilation or Cooling System Problem	Environmental
Humidity Unacceptable	Environmental
Information Missing	Integrity Violation
Information Modification detected	Integrity Violation
Information out of Sequence	Integrity Violation
Input/Output Device Error	Equipment
Input Device Error	Equipment
Intrusion Detection	Physical Violation
Key Expired	Time Domain Violation
LAN Error	Communications
Leak Detection	Environmental
Local Node Transmission Error	Communications
Loss of Frame	Communications
Loss of Signal	Communications
Material Supply Exhausted	Environmental
Multiplexer Problem	Equipment
Non-Repudiation Failure	Security Service or Mechanism Violation
Out of Hours Activity	Time Domain Violation
Out of Memory	Processing error
Out of Service	Operational Violation
Output Device Error	Equipment
Performance Degraded	Quality of service
Power Problem	Equipment
Pressure Unacceptable	Environmental
Procedural Error	Operational Violation
Processor Problem	Equipment
Pump Failure	Environmental



X.721/X.733/X.736 Probable Cause	Event type
Queue Size Exceeded	Quality of service
Receive Failure	Equipment
Receiver Failure	Equipment
Remote Node Transmission Error	Communications
Resource at or Nearing Capacity	Quality of service
Response Time Excessive	Quality of service
Re-transmission Rate Excessive	Quality of service
Software Error	Processing error
Software Program Abnormally Terminated	Processing error
Software Program Error	Processing error
Storage Capacity Problem	Processing error
Temperature Unacceptable	Environmental
Threshold Crossed	Quality of service
Timing Problem	Equipment
Toxic Leak Detected	Environmental
Transmit Failure	Equipment
Transmitter Failure	Equipment
Unauthorised Access Attempt	Security Service or Mechanism Violation
Underlying Resource Unavailable	Processing error
Unexpected Information	Integrity Violation
Unspecified Reason	Operational Violation
Unspecified Reason	Physical Violation
Unspecified Reason	Security Service or Mechanism Violation
Version Mismatch	Processing error

Table B.3: Probable Causes for 2G &amp; 3G Wireless Systems

2G & 3G Wireless Systems	Event Type
A-bis to BTS interface failure	Equipment
A-bis to TRX interface failure	Equipment
Antenna problem	Equipment
Battery breakdown	Equipment
Battery charging fault	Equipment
Clock synchronization problem	Equipment
Combiner problem	Equipment
Disk problem	Equipment
Equipment failure	Equipment
Excessive receiver temperature	Equipment
Excessive transmitter output power	Equipment
Excessive transmitter temperature	Equipment
Frequency hopping degraded	Equipment
Frequency hopping failure	Equipment
Frequency redefinition failed	Equipment
Line interface failure	Equipment
Link failure	Equipment
Loss of synchronization	Equipment
Lost redundancy	Equipment
Mains breakdown with battery back-up	Equipment
Mains breakdown without battery back-up	Equipment
Power supply failure	Equipment
Receiver antenna fault	Equipment
Receiver Failure	Equipment
Receiver multicoupler failure	Equipment
Reduced transmitter output power	Equipment
Signal quality evaluation fault	Equipment
Timeslot hardware failure	Equipment
Transceiver problem	Equipment
Transcoder problem	Equipment
Transcoder or rate adapter problem	Equipment
Transmitter antenna failure	Equipment
Transmitter antenna not adjusted	Equipment
Transmitter failure	Equipment
Transmitter low voltage or current	Equipment

2G & 3G Wireless Systems	Event Type
Transmitter off frequency	Equipment
Database inconsistency	Processing error
File system call unsuccessful	Processing error
Input parameter out of range	Processing error
Invalid parameter	Processing error
Invalid pointer	Processing error
Message not expected	Processing error
Message not initialized	Processing error
Message out of sequence	Processing error
System call unsuccessful	Processing error
Timeout expired	Processing error
Variable out of range	Processing error
Watch dog timer expired	Processing error
Cooling system failure	Environmental
External equipment failure	Environmental
External power supply failure	Environmental
External transmission device failure	Environmental
Fan failure	Environmental
High humidity	Environmental
High temperature	Environmental
Intrusion detected	Environmental
Low humidity	Environmental
Low temperature	Environmental
Smoke detected	Environmental
Excessive Error Rate	Quality of service
Reduced alarm reporting	Quality of service
Reduced event reporting	Quality of service
Reduced logging capability	Quality of service
System resources overload	Quality of service
Broadcast channel failure	Communications
Connection establishment error	Communications
Invalid message received	Communications
Invalid MSU received	Communications
LAPD link protocol failure	Communications
Local alarm indication	Communications
Remote alarm indication	Communications
Routing failure	Communications
SS7 protocol failure	Communications
Transmission error	Communications

Table B.4 identifies probable causes that are defined by more than one standard. This is for information only.

**Table B.4: Duplicated Probable Causes**

Duplicated Probable Cause	2G & 3G	X.721 X.733	X.736	M.3100	Event Type
Broadcast Channel Failure	X			X	Communications
Call Establishment Failure (X.721/X.733)		X		X	Communications
Call Setup Failure (M.3100)					
Connection Establishment Error	X			X	Communications
Degraded Signal		X		X	Communications
Framing Error		X		X	Communications
Invalid Message Received	X			X	Communications
Local Node Transmission Error		X		X	Communications
Loss of Frame		X		X	Communications
Loss of Signal		X		X	Communications
Remote Node Transmission Error		X		X	Communications
Routing Failure	X			X	Communications
Antenna Failure (M.3100)	X			X	Equipment
Antenna Problem (2G & 3G)					
Battery Charging Failure (M.3100)	X			X	Equipment
Battery Charging Fault (2G & 3G)					
Disk Failure (M.3100)	X			X	Equipment
Disk Problem (2G & 3G)					

Duplicated Probable Cause	2G & 3G	X.721 X.733	X.736	M.3100	Event Type
Equipment Failure (2G & 3G) Equipment Malfunction (X.721/X.733)	X	X			Equipment
Frequency Hopping Failure	X			X	Equipment
IO Device Error (M.3100) Input/Output Device Error (X.721/X.733)		X		X	Equipment
Loss Of Redundancy (M.3100) Lost Redundancy (2G & 3G)	X			X	Equipment
Loss Of Synchronization	X			X	Equipment
Multiplexer Problem		X		X	Equipment
Power Problem		X		X	Equipment
Power Supply Failure	X			X	Equipment
Processor Problem		X		X	Equipment
Receiver Failure	X	X		X	Equipment
Signal Quality Evaluation Failure (M.3100) Signal Quality Evaluation Fault (2G & 3G)	X			X	Equipment
Timing Problem		X		X	Equipment
Transceiver Failure (M.3100) Transceiver Problem (2G & 3G)	X			X	Equipment
Transmitter Failure	X	X		X	Equipment
Cooling System Failure	X			X	Environmental
External Equipment Failure	X			X	Environmental
Enclosure Door Open		X		X	Environmental
Fan Failure (2G & 3G) Cooling Fan Failure (M.3100)	X			X	Environmental
Fire Detected (X.721/X.733) Fire (M.3100)		X		X	Environmental
Flood Detected (X.721/X.733) Flood (M.3100)		X		X	Environmental
High Humidity	X			X	Environmental
High Temperature	X			X	Environmental
Intrusion Detected (2G & 3G) Intrusion Detection (X.736/M.3100)	X		X	X	Environmental (2G & 3G); Physical Violation (X.736/M.3100)
Low Humidity	X			X	Environmental
Low Temperature	X			X	Environmental
Pump Failure		X		X	Environmental
Smoke Detected (2G & 3G) Smoke (M.3100)	X			X	Environmental
Application Subsystem Failure		X		X	Processing Error
Bandwidth Reduced Bandwidth Reduction (X.721/X.733)		X		X	Quality of Service
Configuration or Customization Error (M.3100) Configuration or Customizing Error (X.721/X.733)		X		X	Processing Error
Database Inconsistency	X			X	Processing Error
File Error		X		X	Processing Error
Storage Capacity Problem		X		X	Processing Error
Excessive Bit Error Rate (M.3100) Excessive Error Rate (2G & 3G) Excessive Error Rate	X			X	Communications (M.3100) Quality of Service (GSM 12.11/M.3100)
Corrupt Data		X		X	Processing Error
Out Of Memory		X		X	Processing Error
Software Error		X		X	Processing Error
Timeout Expired	X			X	Processing Error
Underlying Resource Unavailable (M.3100) Underlying Resource Unavailable (X.721/X.733)		X		X	Processing Error
Version Mismatch		X		X	Processing Error
Congestion		X		X	Quality of Service
Reduced Logging Capability	X			X	Quality of Service
System Resources Overload	X			X	Quality of Service
Excessive Response Time (M.3100) Response Time Excessive (X.721/X.733)		X		X	Quality of Service

Duplicated Probable Cause	2G & 3G	X.721 X.733	X.736	M.3100	Event Type
Excessive Retransmission Rate (M.3100) Re-Transmission Rate Excessive (X.721/X,733)		X		X	Quality of Service

## Annex C (informative): Examples of using notifyChangedAlarm

This annex describes a number of valid and invalid interactions governing the case when IRPAgent is reporting a specific fault of a particular network resource whose alarm severity level changes from, e.g. "Critical" to "Minor" and then to "Cleared".

In the following examples:

ni is notificationId,  
 moc is managedObjectClass,  
 moi is managedObjectInstance,  
 et is eventType,  
 pc is probableCause,  
 sp is specificProblem,  
 ps is perceivedSeverity and  
 ai is alarmId.

EXAMPLE 1: Valid sequence 1 to support the hypothetical case:

(1) NotifyNewAlarm

(ni=1, ai=X, moc=A, moi=B, et=C, pc=D, sp=E, ps=Critical)

(2) NotifyChangedAlarm

(ni=2, ai=X, moc=A, moi=B, et=C, pc=D, sp=E, ps=Minor)

(3) NotifyClearedAlarm

(ni=3, ai=X, moc=A, moi=B, et=C, pc=D, sp=E, ps=Cleared)

EXAMPLE 2: Valid sequence 2 to support the hypothetical case (assuming that the alarm with "ai=X" is acknowledged after either (1) or (2), but before (3)):

(1) NotifyNewAlarm

(ni=1, ai=X, moc=A, moi=B, et=C, pc=D, sp=E, ps=Critical)

NotifyClearedAlarm

(ni=2, ai=X, moc=A, moi=B, et=C, pc=D, sp=E, ps=Cleared)

(2) NotifyNewAlarm

(ni=3, ai=Y, moc=A, moi=B, et=C, pc=D, sp=E, ps=Minor)

NotifyClearedAlarm

(ni=4, ai=Y, moc=A, moi=B, et=C, pc=D, sp=E, ps=Cleared)

EXAMPLE 3: Invalid sequence 1 to support the hypothetical case:

(1) NotifyNewAlarm

(ni=1, ai=X, moc=A, moi=B, et=C, pc=D, sp=E, ps=Critical)

(2) NotifyChangedAlarm

(ni=2, ai=Y, moc=A, moi=B, et=C, pc=D, sp=E, ps=Minor)

(3) NotifyClearedAlarm

(ni=3, ai=Y, moc=A, moi=B, et=C, pc=D, sp=E, ps=Cleared)

Interaction (2) is illegal since it uses a different ai for the same alarm. It should use ai=X as in interaction (1).

EXAMPLE 4: Invalid sequence 2 to support the hypothetical case:

(1) NotifyNewAlarm

(ni=1, ai=X, moc=A, moi=B, et=C, pc=D, sp=E, ps=Critical)

(2) NotifyNewAlarm

(ni=2, ai=X, moc=A, moi=B, et=C, pc=D, sp=E, ps=Minor)

Interaction (2) is illegal since it invokes notifyNewAlarm using same ai value. It should use notifyChangedAlarm with the same ai value.

## Annex D (informative): Change history

Change history							
Date	TSG #	TSG Doc.	CR	Rev	Subject/Comment	Old	New
Mar 2000	SA_07	SP-000012	--	--	Approved at TSG SA #7 and placed under Change Control	2.0.0	3.0.0
Mar 2000	--	--	--	--	Cosmetic	3.0.0	3.0.1
Jun 2000	SA_08	SP-000250	004	--	Split of TS - Part 2: Alarm Integration Reference Point (IRP): Information Service (IS)	3.0.1	3.1.0
Sep 2000	--	--	--	--	Cosmetic	3.1.0	3.1.1
Sep 2000	SA_09	SP-000438	001	--	Correction of qualifier for SystemDN	3.1.1	3.2.0
Sep 2000	SA_09	SP-000438	002	--	Addition of a missing constraint in acknowledgeAlarm operation	3.1.1	3.2.0
Dec 2000	SA_10	SP-000520	003	--	Incorrect modifiable attributes	3.2.0	3.3.0
Dec 2000	SA_10	SP-000520	004	--	Add acknowledgement information to getAlarmList result	3.2.0	3.3.0
Dec 2000	SA_10	SP-000520	005	--	Identification of valid Event Types and Extended Event Types within Notifications	3.2.0	3.3.0
Dec 2000	SA_10	SP-000520	006	--	A cleared Alarm shall be given perceived severity "Cleared" and nothing else	3.2.0	3.3.0
Dec 2000	SA_10	SP-000520	007	--	Inconsistent behaviour for cleared not yet acknowledged alarms	3.2.0	3.3.0
Jun 2001	SA_12	SP-010282	008	--	Alarm IRP: IS Rel4 - Addition of feature	3.3.1	4.0.0
Sep 2001	SA_13	SP-010474	009	--	Definition of thresholdInfo in Alarm IRP: IS	4.0.0	4.1.0
Dec 2001	SA_14	SP-010639	010	--	Correction of notifyChangedAlarm example #2	4.1.0	4.2.0
Dec 2001	SA_14	SP-010639	011	--	Update of notificationId missing in To-state of notifyClearedAlarm	4.1.0	4.2.0
Mar 2002	SA_15	SP-020028	012	--	Addition of "perceivedSeverity" as parameter to "acknowledgeAlarms operation" (IS)	4.2.0	4.3.0
Mar 2002	SA_15	SP-020039	013	--	Addition of parameter in Alarm List Rebuilt notification	4.2.0	4.3.0
Mar 2002	SA_15	SP-020039	014	--	Addition of new notification notifyPotentialFaultyAlarmList	4.2.0	4.3.0
Mar 2002	SA_15	SP-020039	015	--	Additional trigger event for notifyAlarmListRebuilt	4.2.0	4.3.0
Mar 2002	SA_15	--	--	--	Automatic upgrade to Rel-5 (no Rel-5 CR)	4.3.0	5.0.0
Sep 2002	SA_17	SP-020477	017	--	Add clearAlarms() operation for Alarm IRP:IS	5.0.0	5.1.0
Sep 2002	SA_17	SP-020478	018	--	Add security alarms support in Alarm IRP: IS	5.0.0	5.1.0
Dec 2002	SA_18	SP-020751	020	--	Add additionalInformation parameter in notification in Alarm IRP: IS	5.1.0	5.2.0
Mar 2003	SA_19	SP-030062	022	--	Add Missing ITU-T M.3100 Probable Causes	5.2.0	5.3.0
Mar 2003	SA_19	SP-030063	024	--	Corrections regarding Alarm Acknowledgement and Alarm Comments - alignment with 32.111-1	5.2.0	5.3.0
Mar 2003	SA_19	SP-030138	025	--	Add Missing security event types and probable causes	5.2.0	5.3.0
Jun 2003	SA_20	SP-030275	026	--	Correction of imported references table for managedGenericIRP	5.3.0	5.4.0
Dec 2003	SA_22	SP-030629	027	--	Align operation getAlarmList with the notification notifyAlarmListRebuilt	5.4.0	6.0.0
Dec 2003	SA_22	SP-030628	028	--	Remove references to GSM 12.11	5.4.0	6.0.0
Jan 2004	--	--	--	--	Editorial: Annex B "... probable causes for 3G and 3G ..." should read "... probable causes for 2G and 3G ..."	6.0.0	6.0.1
Mar 2004	SA_23	SP-040120	029	--	Addition of a method to abort an ongoing alarm alignment process in the asynchronous mode of the operation getAlarmList	6.0.1	6.1.0
Sep 2004	SA_25	SP-040560	031	--	Add more definition of MonitoredEntity IOC to clarify the scope of it and rule for alarm mapping	6.1.0	6.2.0
Dec 2004	SA_26	SP-040790	032	--	Add Generic System Context – Align with 32.150	6.2.0	6.3.0
Dec 2004	SA_26	SP-040791	034	--	Correct the time carried by the eventTime parameter of notifyComments	6.2.0	6.3.0
Dec 2004	SA_26	SP-040791	035	--	Remove redundant ackTime parameter in notifyAckStateChanged	6.2.0	6.3.0
Dec 2004	SA_26	SP-040791	036	--	Correct description of thresholdInformation – Align with 32.401	6.2.0	6.3.0
Dec 2004	SA_26	SP-040791	037	--	Correction of probable cause for alarms.	6.2.0	6.3.0
Mar 2005	SA_27	SP-050021	041	--	Inclusion of additional event types for duplicate probable causes	6.3.0	6.4.0
Mar 2005	SA_27	SP-050021	042	--	Add vendorSpecificAlarmType attribute in alarm information table and notifyNewAlarm	6.3.0	6.4.0

---

## History

<b>Document history</b>		
V6.3.0	December 2004	Publication
V6.4.0	March 2005	Publication