

ETSI TS 132 111-4 V3.1.0 (2000-07)

Technical Specification

**Universal Mobile Telecommunications System (UMTS);
Telecommunication Management; Fault Management;
Part 4: Alarm Integration Reference Point: CMIP solution set
(3G TS 32.111-4 version 3.1.0 Release 1999)**



Reference

RTS/TSGS-0532111UR4

Keywords

UMTS

ETSI

650 Route des Lucioles
F-06921 Sophia Antipolis Cedex - FRANCE

Tel.: +33 4 92 94 42 00 Fax: +33 4 93 65 47 16

Siret N° 348 623 562 00017 - NAF 742 C
Association à but non lucratif enregistrée à la
Sous-Préfecture de Grasse (06) N° 7803/88

Important notice

Individual copies of the present document can be downloaded from:

<http://www.etsi.org>

The present document may be made available in more than one electronic version or in print. In any case of existing or perceived difference in contents between such versions, the reference version is the Portable Document Format (PDF).

In case of dispute, the reference shall be the printing on ETSI printers of the PDF version kept on a specific network drive within ETSI Secretariat.

Users of the present document should be aware that the document may be subject to revision or change of status.

Information on the current status of this and other ETSI documents is available at <http://www.etsi.org/tb/status/>

If you find errors in the present document, send your comment to:

editor@etsi.fr

Copyright Notification

No part may be reproduced except as authorized by written permission.
The copyright and the foregoing restriction extend to reproduction in all media.

© European Telecommunications Standards Institute 2000.

All rights reserved.

Intellectual Property Rights

IPRs essential or potentially essential to the present document may have been declared to ETSI. The information pertaining to these essential IPRs, if any, is publicly available for **ETSI members and non-members**, and can be found in ETSI SR 000 314: *"Intellectual Property Rights (IPRs); Essential, or potentially Essential, IPRs notified to ETSI in respect of ETSI standards"*, which is available from the ETSI Secretariat. Latest updates are available on the ETSI Web server (<http://www.etsi.org/ipr>).

Pursuant to the ETSI IPR Policy, no investigation, including IPR searches, has been carried out by ETSI. No guarantee can be given as to the existence of other IPRs not referenced in ETSI SR 000 314 (or the updates on the ETSI Web server) which are, or may be, or may become, essential to the present document.

Foreword

This Technical Specification (TS) has been produced by the ETSI 3rd Generation Partnership Project (3GPP).

The present document may refer to technical specifications or reports using their 3GPP identities, UMTS identities or GSM identities. These should be interpreted as being references to the corresponding ETSI deliverables.

The cross reference between GSM, UMTS, 3GPP and ETSI identities can be found under www.etsi.org/key .

Contents

Foreword	4
1 Scope.....	5
2 References.....	5
3 Definitions and abbreviations	6
3.1 Definitions	6
3.2 Abbreviations.....	6
4 Basic aspects	6
4.3 Reporting cleared alarms	6
4.4 Acknowledgment of alarms	7
4.5 Alignment of alarm conditions over the Itf-N.....	7
4.6 Mapping	10
4.6.1 Mapping of Operations.....	10
4.6.2 Mapping of Parameters of each operation.....	10
4.6.3 Mapping of Notifications	12
4.6.4 Mapping of Parameters of each notification	12
5 GDMO definitions	13
5.1 Managed Object Classes	13
5.1.1 alarmControl	13
5.2 Packages	14
5.2.1 alarmControlBasicPackage	14
5.2.2 alarmAcknowledgementPackage	14
5.2.3 alarmIRPVersionPackage.....	15
5.3 Actions.....	15
5.3.1 acknowledgeAlarms (M).....	15
5.3.2 getAlarmCount (O)	16
5.3.3 getAlarmList (M).....	17
5.3.4 getAlarmIRPVersion (M).....	18
5.3.5 unacknowledgeAlarms (O)	19
5.4 Notifications	20
5.4.1 alarmListRebuilt (M)	20
5.5 Attributes	20
5.5.1 alarmControlId	20
5.5.2 alarmsCountSummary	21
5.5.3 supportedAlarmIRPVersions	21
5.6 Parameters.....	21
5.6.1 ackStateParameter	21
5.6.2 ackSystemIdParameter.....	21
5.6.3 ackTimeParameter.....	22
5.6.4 ackUserIdParameter	22
6 ASN.1 definitions for Alarm IRP	23
Annex A (informative): Change history	26

Foreword

This Technical Specification (TS) has been produced by the 3rd Generation Partnership Project (3GPP).

The present document is part 4 of a multi-part TS covering the 3rd Generation Partnership Project: Technical Specification Group Services and System Aspects, as identifies below:

Part 1: "3G Fault Management Requirements";

Part 2: "Alarm Integration Reference Point: Information Service";

Part 3: "Alarm Integration Reference Point: CORBA Solution Set Version 1:1";

Part 4: "Alarm Integration Reference Point: CMIP Solution Set".

The contents of the present document are subject to continuing work within the TSG and may change following formal TSG approval. Should the TSG modify the contents of the present document, it will be re-released by the TSG with an identifying change of release date and an increase in version number as follows:

Version x.y.z

where:

- x the first digit:
 - 1 presented to TSG for information;
 - 2 presented to TSG for approval;
 - 3 or greater indicates TSG approved document under change control.
- y the second digit is incremented for all changes of substance, i.e. technical enhancements, corrections, updates, etc.
- z the third digit is incremented when editorial only changes have been incorporated in the document.

1 Scope

The present document (3G TS 32.111 Part-4) defines the alarm integration reference point for the CMIP solution set. In detail:

- Clause 4 contains an introduction to some basic concepts of the CMIP interfaces.
- Clause 5 contains the GDMO definitions for the Alarm Management over the CMIP interfaces
- Clause 6 contains the ASN.1 definitions supporting the GDMO definitions provided in clause 5.

2 References

The following documents contain provisions, which through reference in this text, constitute provisions of the present document.

- References are either specific (identified by date of publication, edition number, version number, etc.) or non-specific.
- For a specific reference, subsequent revisions do not apply.
- For a non-specific reference, the latest version applies.

- [1] 3G TS 32.101: "3G Telecom Management principles and high level requirements".
- [2] 3G TS 32.102: "3G Telecom Management architecture".
- [3] 3G TS 32.106-2: "Notification Integration Reference Point: Information Service".
- [4] ITU-T Recommendation X.710: "Common management information service definition for CCITT applications".
- [5] ITU-T Recommendation X.711: "Common management information protocol specification for CCITT applications".
- [6] ITU-T Recommendation X.721: "Information technology - Open Systems Interconnection - Structure of management information: Definition of management information".
- [7] ITU-T Recommendation X.731: "Information technology - Open Systems Interconnection - Systems Management: State management function".
- [8] ITU-T Recommendation X.733: "Information technology - Open Systems Interconnection - Systems Management: Alarm reporting function".
- [9] ITU-T Recommendation X.734: "Information technology - Open Systems Interconnection - Systems Management: Event report management function".
- [10] ITU-T Recommendation Q.821: "Specification of System Signalling No. 7 Q3 Interface- Stage 2 and Stage 3 description for the Q3 interface - Alarm Surveillance"
- [11] 3G TS 32.111-1: "3G Fault Management".
- [12] 3G TS 32.111-2: "Alarm Integration Reference Point: Information Service".
- [13] 3G TS 32.111-3: "Alarm Integration Reference Point: CORBA Solution Set Version 1:1".
- [14] 3G TS 32.106-4: "Notification Integration Reference Point: CMIP Solution Set".

3 Definitions and abbreviations

3.1 Definitions

For the purposes of the present document, the terms and definitions defined in 3G TS 32.111-1 [11] apply.

3.2 Abbreviations

For the purposes of the present document, the following abbreviations apply:

ASN.1	Abstract Syntax Notation number 1
CCITT	The International Telegraph and Telephone Consultative Committee
CM	Configuration Management
CMIP	Common Management Information Protocol
CMIS	Common Management Information Service
CMISE	Common Management Information Service Element
EFD	Event Forwarding Discriminator
EM	Element Manager
FTAM	File Transfer Access and Management
GDMO	Guidelines for the Definition of Managed Objects
IRP	Integration Reference Point
Itf-N	Interface N (between NM and EM/NE)
ITU-T	International Telecommunication Union – Telecommunications
M	Mandatory
MOC	Managed Object Class
MOI	Managed Object Instance
NE	Network Element
NM	Network Manager
NMC	Network Management Centre
O	Optional
OS	Operations System
TMN	Telecommunications Management Network

4 Basic aspects

The present document provides all the GDMO and ASN.1 definitions necessary to implement the Alarm IRP Information Service for the CMIP interface. The Alarm IRP Information Service is based on Operations and Notifications.

In the present document, for the CMIP interfaces the Operations are modeled as GDMO "Actions" of a MOC defined specifically for alarm management while the Notifications are modeled as GDMO "Notifications" included in MOCs that need to report events to the Manager. In more detail, the Notifications related to alarm management are included in a MOC defined in the present document while the Notifications defined for alarm reporting are not included in any MOC defined in the present document. They will be included in other MOCs defined in other CMIP Solution Set or in other CMIP Information Models.

Regarding the Notifications, the present document is based on the Notification IRP CMIP Solution Set (3G TS 32.106-4 [14]).

4.3 Reporting cleared alarms

On the CMIP interfaces the clearing of alarms is reported by the Agent to the Managers in accordance with the mechanisms defined in ITU-T Recommendation X.733 [8] and ITU-T Recommendation Q.821 [10].

4.4 Acknowledgment of alarms

This clause relates to the co-operative alarm acknowledgment managed on Itf-N, which implies that the acknowledgment of alarms can be done on both NM and EM.

The acknowledgment of alarms is managed by means of the MOC `alarmControl`, which includes:

- One Action to acknowledge alarms;
- One Action to unacknowledge alarms;
- ITU-T Recommendation X.721 [6] compliant Alarm Notification to inform Managers about changes of acknowledgment state.

In case an alarm is acknowledged by an operator or automatically by a management system, the `ackUserId`, `ackSystemId`, `ackState` and `ackTime` information is stored in the *additionalInformation* field of the alarm present in the alarm list.

4.5 Alignment of alarm conditions over the Itf-N

The IRP Manager is able to trigger the alarm conditions alignment using the Action *getAlarmList*

The following specifies the logical steps of the alignment procedure, by describing a possible implementation. Any other implementation showing the same behaviour on the Itf-N interface is compliant with the present document.

- The Manager sends to the Agent a *getAlarmList* request containing the following information:
 - - *alarmAckState*, used to select the alarms from the Agent's alarm list for the current alignment (e.g. all active alarms).
 - - *destination*, identifying the destination to which event reports that have passed the filter conditions are sent.
 - - *filter*, this optional parameter defines the conditions an alarm notification shall fulfil in order to be forwarded to the Manager. It applies only for the current alignment request.
- After evaluation of the request, the Agent first generates an *alignmentId* value, which unambiguously identifies this alignment process. This value is used by the Manager to correlate alarm reports to the corresponding alignment requests, in case this Manager issues several alarm alignments in parallel.
- The Agent creates a temporary Event Forwarding Discriminator (EFD) instance for the purpose of this alarm alignment, using the parameters *destination* and *filter* received in the request. If the *filter* parameter is absent or NULL, all alarm notifications are forwarded to the Manager through this EFD, according to the value of the parameter *alarmAckState*.
The filter is set by the Agent automatically in order to forward to only those alarm notifications containing, at the beginning of the field *additionalText*, either the string "(ALIGNMENT-<alignmentId>)" or the string "(ALIGNMENTEND-<alignmentId>)".
- The Agent sends back a *getAlarmList* response, which contains the *alignmentId* described above and the *status* information, indicating the result of the request. (see the message flow in Figure 1).
- The Agent scans now its alarm list. For every alarm, which matches the criteria defined by the *alarmAckState* parameter, the Agent inserts, at the beginning of the field *additionalText*, the string "(ALIGNMENT-<alignmentId>)". According to ITU-T Recommendation X.734 [9], the Agent forwards these alarm notifications towards all EFDs.
In the last alarm of the list the Agent inserts the string "(ALIGNMENTEND-<alignmentId>)" to indicate the end of the alarm alignment.

NOTE: These alarm notifications can reach the current Manager only via the temporary EFD created for the current alignment. They are filtered out:

- a) By all the EFD instances used for „real-time“ alarm reporting, due to the presence of the sub-string „ALIGNMENT“ in the field *additionalText* (see 3G TS 32.106-4 [14]).
 - b) By all temporary EFD instances possibly created for parallel alignments, due to the presence of the unambiguous sub-string „<alignmentId>“ in the *additionalText* field.
- After sending the last alarm report (identified by the sub-string „ALIGNMENTEND“ in the *additionalText*), the Agent automatically deletes the temporary EFD instance (see Figure 1).

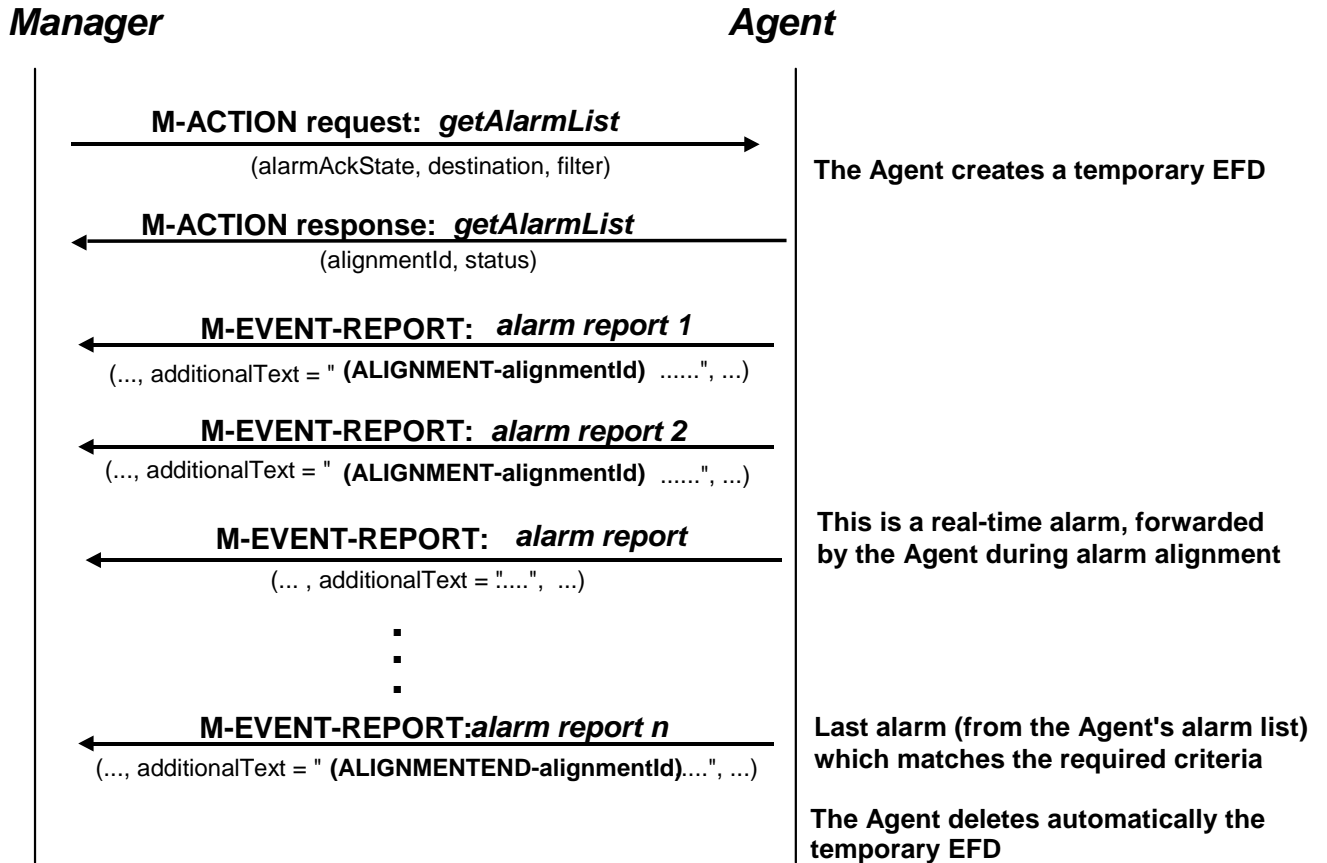


Figure 1: Alignment arrow diagram

Figure 2 shows the handling of a „real-time“ alarm notification (occured during the execution of the *getAlarmList* operation), which is forwarded by the Agent (according to ITU-T Recommendation X.734 [9]) to all currently available EFD instances. Dependent on the *discriminatorConstruct* setting of every EFD, such an alarm may or may not reach the related Manager. In any case, this alarm is filtered out by the temporary EFD assigned to the Manager, which triggered the *getAlarmList* request.

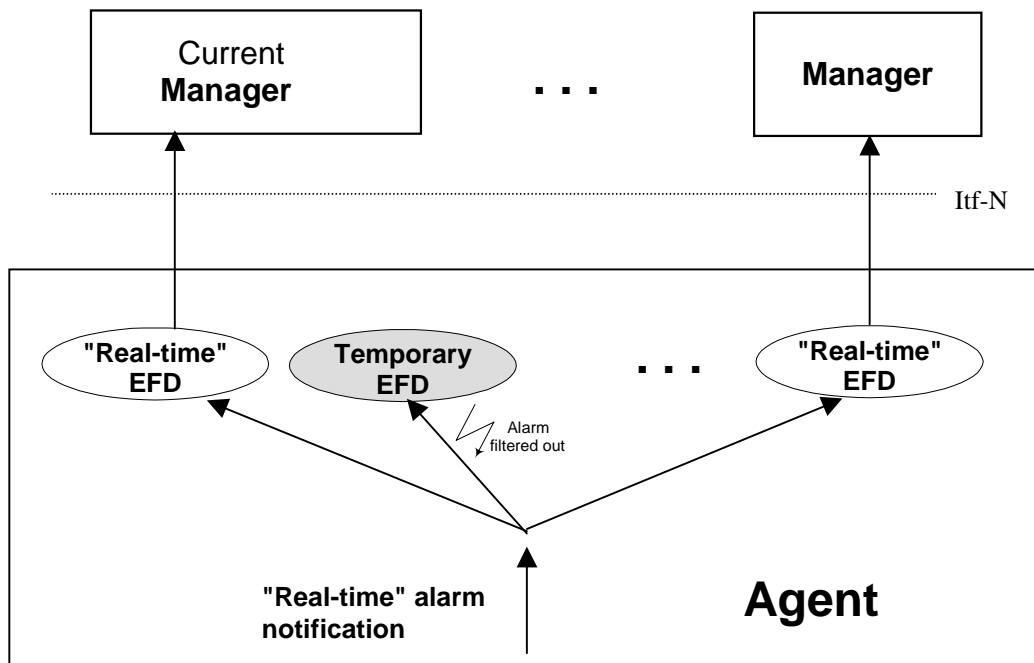


Figure 2: Treatment of "real time" alarms

Figure 3 shows the handling of an alarm notification from the alarm list, matching the criteria defined in the parameters *alarmAckState* of the *getAlarmList* request and forwarded by the Agent to all EFD instances as well. This alarm is filtered out by all EFD instances in charge of discrimination of „real-time“ alarms and can reach only the Manager, which triggered the *getAlarmList* request, because it passes the temporary EFD instance assigned to this Manager.

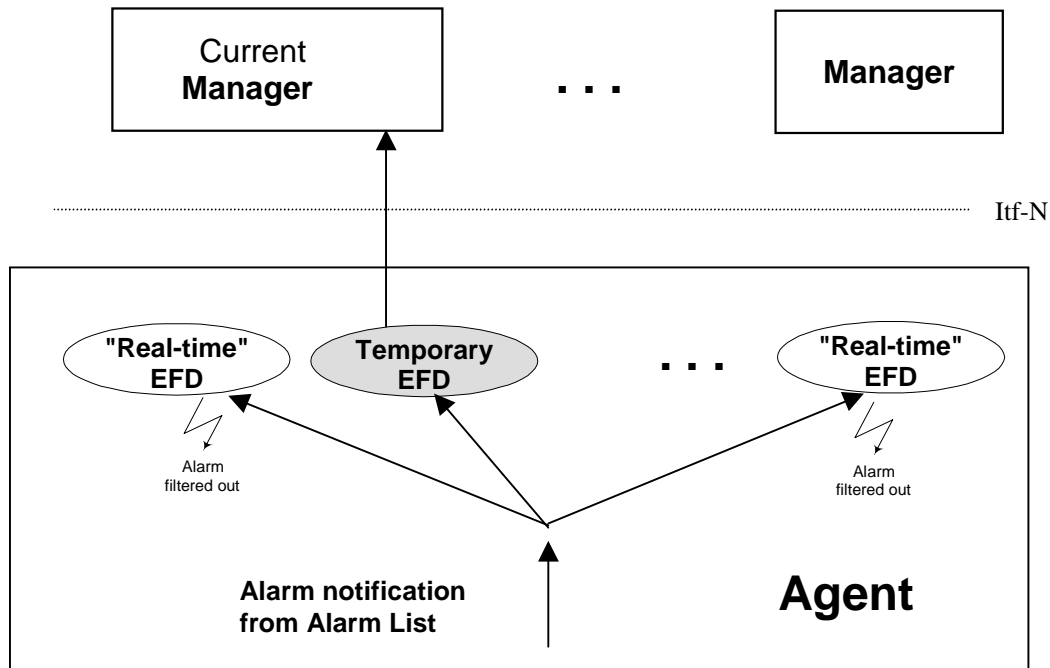


Figure 3: Treatment of "alignent" alarms

4.6 Mapping

The semantics of the Alarm IRP is defined in 3G TS 32.111-2 [12]. The definitions of the management information defined there are independent of any implementation technology and protocol. This section maps these protocol-independent definitions onto the equivalences of the CMIP solution set of Alarm IRP.

4.6.1 Mapping of Operations

Table 1 maps the operations defined in the IS of the Alarm IRP to its equivalents in the CMIP SS. The equivalents are qualified as Mandatory (M) or Optional (O).

Table 1: Mapping of Operations

Operations of Information Services of the Alarm IRP	CMIP SS Equivalents solution set for the Alarm IRP	Qualifier
acknowledgeAlarms	acknowledgeAlarms	M
getAlarmCount	getAlarmCount	O
getAlarmList	getAlarmList	M
getAlarmIRPVersion	getAlarmIRPVersion	M
unacknowledgeAlarms	unacknowledgeAlarms	O

4.6.2 Mapping of Parameters of each operation

The tables in the following subclauses show the parameters of each operations defined in the IS described 3G TS 32.111-2 [12] and their equivalents in this CMIP SS.

The parameters of the IS operations are mapped, in the CMIP SS equivalents.

Table 2: Mapping of parameters of 'acknowledgementAlarms'

Operation parameters of Information Services	CMIP equivalents	Qualifier
alarmInformationReferenceList	alarmReferenceList	M
ackUserId	ackUserId	M
ackSystemId	ackSystemId	O
badAlarmInformationReferenceList	errorAlarmReferenceList	M
status	status	M

Table 3: Mapping of Parameters of 'getAlarmCount'

Operation parameters of Information Services	CMIP equivalents	Qualifier
filter	filter	O
alarmAckState	alarmAckState	O
criticalCount	criticalCount	M
majorCount	majorCount	M
minorCount	minorCount	M
warningCount	warningCount	M
indeterminateCount	indeterminateCount	M
clearedCount	clearedCount	M
status	status	M

Table 4: Mapping of Parameters of 'getAlarmList'

Operation parameters of Information Services	CMIP equivalents	Qualifier
filter	filter	O
alarmAckState	alarmAckState	O
--	destination (input) - see NOTE 1	M
alarmInformationList	(sequence of alarm notifications) (see Clause 4.5)	M
status	status	M
--	alignmentId (output) - see NOTE 2	M
NOTE 1: destination is a CMIP specific parameter and is determined by the Manager.		
NOTE 2: alignmentId is a CMIP specific parameter and is determined by the Agent		

Table 5: Mapping of Parameters of 'getAlarmIRPVersion'

Operation parameters of Information Services	CMIP equivalents	Qualifier
versionNumberList	versionNumberList	M
status	status	M

Table 6: Mapping of Parameters of 'unacknowledgeAlarms'

Operation parameters of Information Services	CMIP equivalents	Qualifier
alarmInformationReferenceList	alarmReferenceList	M
ackUserId	ackUserId	M
ackSystemId	ackSystemId	O
badAlarmInformationReferenceList	errorAlarmReferenceList	M
status	status	M

4.6.3 Mapping of Notifications

Table 7 maps the Notifications defined in the Information Service of the Alarm IRP to the equivalent Notifications of the CMIP solution set for the Alarm IRP. The CMIP Notifications are qualified as Mandatory (M) or Optional (O).

Table 7: Mapping of Notifications

Notifications of Information Services of the Alarm IRP	Equivalent Notifications of the CMIP solution set for the Alarm IRP	Qualifier
notifyNewAlarm	environmentalAlarm ITU-T X.721 [6] equipmentAlarm ITU-T X.721 [6] qualityofServiceAlarm ITU-T X.721 [6] processingErrorAlarm ITU-T X.721 [6] communicationAlarm ITU-T X.721 [6]	M
notifyChangedAlarm	environmentalAlarm ITU-T X.721 [6] equipmentAlarm ITU-T X.721 [6] qualityofServiceAlarm ITU-T X.721 [6] processingErrorAlarm ITU-T X.721 [6] communicationAlarm ITU-T X.721 [6]	O
notifyClearedAlarm	environmentalAlarm ITU-T X.721 [6] equipmentAlarm ITU-T X.721 [6] qualityofServiceAlarm ITU-T X.721 [6] processingErrorAlarm ITU-T X.721 [6] communicationAlarm ITU-T X.721 [6]	M
notifyAckStateChanged	environmentalAlarm ITU-T X.721 [6] equipmentAlarm ITU-T X.721 [6] qualityofServiceAlarm ITU-T X.721 [6] processingErrorAlarm ITU-T X.721 [6] communicationAlarm ITU-T X.721 [6]	M
notifyAlarmListRebuilt	alarmListRebuilt	M

4.6.4 Mapping of Parameters of each notification

Table 8 and table 9 show the parameters of each notification defined in the Information Service described in 3G TS 32.111-2 [12] and their equivalence in this CMIP SS.

The input parameters of the Information Service notifications are mapped, in the CMIP SS, onto the "event information".

Table 8: Mapping of Parameters of 'notifyNewAlarm', 'notifyClearedAlarm' and 'notifyAckStateChanged'

Notification parameters of Information Services	CMIP equivalences	Qualifier
--	notificationIdentifier (Note 1)	M
probableCause	probableCause	M
specificProblems	specificProblems	O
perceivedSeverity	perceivedSeverity	M
backedUpStatus	backedUpStatus	O
backUpObject	backUpObject	O
trendIndication	trendIndication	O
thresholdInfo	thresholdInfo	O
correlatedNotifications	correlatedNotifications	O
stateChangeDefinition	stateChangeDefinition	O
monitoredAttributes	monitoredAttributes	O
proposedRepairActions	proposedRepairActions	O
additionalText	additionalText	O
additionalInformation	additionalInformation	(Note 2)
NOTE 1: notificationIdentifier is a parameter of the Notification Header defined in 3G TS 32.106-2 [3].		
NOTE 2: See qualification information in 3G TS 32.111-2 [12], Table 13: Parameter-Attributes of alarmInformationBody.		

Table 9: Mapping of Parameters of 'alarmListRebuilt'

Notification parameters of Information Services	CMIP equivalents	Qualifier
	notificationIdentifier (see Note)	
reason	reason	M
NOTE: notificationIdentifier is a parameter of the Notification Header defined in 3G TS 32.106-2 [3].		

5 GDMO definitions

5.1 Managed Object Classes

5.1.1 alarmControl

This Managed Object Class (MOC) models the alarm information available within the Agent and significant for the NM-EM interface. It deals with both **active** and **cleared but not yet acknowledged** alarms. The NMC may initiate the transfer of current alarms according to the required parameters in the M-ACTION request 'getAlarmList'.

alarmControl **MANAGED OBJECT CLASS**

DERIVED FROM

"Rec. X.721 | ISO/IEC 10165-2 : 1992":top;

CHARACTERIZED BY

alarmControlBasicPackage,
alarmAcknowledgementPackage,
alarmIRPVersionPackage;

REGISTERED AS { ts32-111AlarmObjectClass 1 };

5.2 Packages

5.2.1 alarmControlBasicPackage

alarmControlBasicPackage **PACKAGE**

BEHAVIOUR

alarmControlBasicPackageBehaviour;

ATTRIBUTES

alarmControlId GET,
alarmsCountSummary GET;

ACTIONS

getAlarmCount,
getAlarmList;

NOTIFICATIONS

alarmListRebuilt;

REGISTERED AS { ts32-111AlarmPackage 1};

alarmControlBasicPackageBehaviour **BEHAVIOUR**

DEFINED AS

"The MOC alarmControl has been defined to provide information to the Manager about the currently alarms controlled by the Agent.

An instance of the 'alarmControl' MOC is identified by the value of the attribute 'alarmControlId'.

The attribute 'alarmsCountSummary' provides a summary of the number of alarms managed in the Agent's alarm list (including the number of cleared but not yet acknowledged alarms).

The action 'getAlarmCount' is the means, for the Manager, to ask the number of currently available alarms in the Agent according to the specification in the action request.

The action 'getAlarmList' is the means, for the Manager, to trigger an alarm alignment procedure in accordance with the parameter specified in the action request (this may be needed e.g. for first time alignment or after a link interruption between the Agent and the Manager). The alarm list is sent as a sequence of single alarm reports.

The notification 'alarmListRebuilt' is sent by the Agent to the Manager to inform that the alarm list has changed. It is recommended that the Manager subsequently triggers an alarm alignment.";

5.2.2 alarmAcknowledgementPackage

alarmAcknowledgementPackage **PACKAGE**

BEHAVIOUR

alarmAcknowledgementPackageBehaviour;

ACTIONS

acknowledgeAlarms,
unacknowledgeAlarms;

NOTIFICATIONS

"Rec. X.721 | ISO/IEC 10165-2 : 1992":communicationsAlarm,
"Rec. X.721 | ISO/IEC 10165-2 : 1992":environmentalAlarm,
"Rec. X.721 | ISO/IEC 10165-2 : 1992":equipmentAlarm,
"Rec. X.721 | ISO/IEC 10165-2 : 1992":processingErrorAlarm,
"Rec. X.721 | ISO/IEC 10165-2 : 1992":qualityofServiceAlarm;

REGISTERED AS { ts32-111AlarmPackage 2};

alarmAcknowledgementPackageBehaviour **BEHAVIOUR**

DEFINED AS

"This package has been defined to provide information to the Manager about the acknowledgement status of the alarms controlled by the Agent.

The action 'acknowledgeAlarms' allows the NM operator to acknowledge one or several alarms previously sent by the Agent as alarm notifications.

The action 'unacknowledgeAlarms' allows the NM operator to unacknowledge one or several alarms previously acknowledged by himself.

The ITU-T Recommendation X.721 [6] compliant alarm notifications are sent by the Agent to the Manager to inform that one alarm has been acknowledged or unacknowledged. The acknowledgement related information is carried in the *additionalInformation* attribute.";

5.2.3 alarmIRPVersionPackage

alarmIRPVersionPackage **PACKAGE**
BEHAVIOUR
 alarmIRPVersionPackageBehaviour;
ATTRIBUTES
 supportedAlarmIRPVersions GET;
ACTIONS
 getAlarmIRPVersion;
REGISTERED AS { ts32-111AlarmPackage 3};

alarmIRPVersionPackageBehaviour **BEHAVIOUR**
DEFINED AS

"This package has been defined to allow the Manager to get information about the Alarm IRP versions supported by the Agent.

The attribute 'supportedAlarmIRPVersions' indicates all versions of the Alarm IRP currently supported by the Agent.

The action 'getAlarmIRPVersion' may be invoked by the Manager to get information about the Alarm IRP versions supported by the Agent.";

5.3 Actions

5.3.1 acknowledgeAlarms (M)

acknowledgeAlarms **ACTION**
BEHAVIOUR
 acknowledgeAlarmsBehaviour;
MODE
 CONFIRMED;
WITH INFORMATION SYNTAX
 TS32-111-AlarmAsn1TypeModule.AckOrUnackAlarms;
WITH REPLY SYNTAX
 TS32-111-AlarmAsn1TypeModule.AckOrUnackAlarmsReply;
REGISTERED AS { ts32-111AlarmAction 1};

acknowledgeAlarmsBehaviour **BEHAVIOUR**
DEFINED AS

"This action is invoked by the Manager to indicate to the Agent that one or several alarms (previously sent by the Agent as alarm notifications) have to be acknowledged. In the action request the NM supplies the parameter *ackUserId* and *ackSystemId*. The other acknowledgement history parameters, i.e. alarm acknowledgement state (in this case *acknowledged*) and the acknowledgement time are set by the Agent itself.

The 'Action information' field contains the following data:

- *alarmReferenceList*

This parameter contains a set of MOI (Managed Object Instance) and *notificationIdentifier*. Each pair identifies unambiguously in the scope of the Agent an alarm (previously received by the NM) that have to be now acknowledged. MOI can be absent if scope of uniqueness of notificationIdentifier is across the IRPAgent.

- *ackUserId*

It contains the name of the operator who acknowledged the alarm or a generic name (dependent on the operational concept). It may have also the value NULL.

- *ackSystemId*

It indicates the management system where the acknowledgment is triggered. It may have also the value NULL.

The 'Action response' contains the following data:

- *status*

This parameter contains the results of the NM acknowledgement action. Possible values: noError (0, all alarms found and ack state changed according to the manager request), ackPartlySuccessful (some alarms not found / not changeable, see next parameter), error (value indicates the reason why the complete operation failed).

- *errorAlarmReferenceList*

This parameter (significant only if *status* = ackPartlySuccessful) contains the list of moi (managed object instance) and notificationIdentifier pairs of the alarms which could not be acknowledged and, for each alarm, also the reason of the error.";

5.3.2 getAlarmCount (O)

getAlarmCount **ACTION**

BEHAVIOUR

getAlarmCountBehaviour;

MODE

CONFIRMED;

WITH INFORMATION SYNTAX

TS32-111-AlarmAsn1TypeModule.GetAlarmCount;

WITH REPLY SYNTAX

TS32-111-AlarmAsn1TypeModule.GetAlarmCountReply;

REGISTERED AS { ts32-111AlarmAction 2};

getAlarmCountBehaviour **BEHAVIOUR**

DEFINED AS

"The NM invokes this action to receive the number of available alarms in the Agent' alarm list according to the specification in the action request. The Manager may use this action to find out the number of alarms in the alarm list before invoking a synchronisation by means of the *getAlarmList* operation. The request is possible also before the Manager creates an own event forwarding discriminator instance within the Agent.

The 'Action information' field contains the following data:

- *alarmAckState*

Depending on this optional parameter value, the NM gets the number of alarms of each *perceivedSeverity* value according to the following possible choices:

- all alarms
- all active alarms (acknowledged or not yet acknowledged)

- all active and acknowledged alarms
- all active and unacknowledged alarms
- all cleared and unacknowledged alarms.

If the parameter is absent, all alarms from the Agent's alarm list are taken into consideration.

- *filter*

The handling of this optional parameter is as follows:

- if present and not NULL, it indicates a filter constraint which shall apply in the calculation of the results
- if its value is NULL, no filter shall be considered and the Agent shall return the number of all alarms according to the value of the parameter *alarmAckState* (see above)
- if absent, the handling depends on the availability of an event forwarding discriminator instance within the Agent. If this instance is valid, the filter construct of the event forwarding discriminator shall apply. If no EFD instance is available, the Agent shall return the number of all alarms according to the value of the above-mentioned parameter *alarmAckState*.

The 'Action response' is composed of:

- The numbers of alarms for each *perceivedSeverity* value (if applicable).
- The parameter *status* containing the results of the NM action. Possible values: noError (0), error (the value indicates the reason of the error).";

5.3.3 getAlarmList (M)

getAlarmList **ACTION**

BEHAVIOUR

getAlarmListBehaviour;

MODE

CONFIRMED;

WITH INFORMATION SYNTAX

TS32-111-AlarmAsn1TypeModule.GetAlarmList;

WITH REPLY SYNTAX

TS32-111-AlarmAsn1TypeModule.GetAlarmListReply;

REGISTERED AS { ts32-111AlarmAction 3};

getAlarmListBehaviour **BEHAVIOUR**

DEFINED AS

"This action starts an alarm alignment procedure between a NM and Agent, which takes into account the acknowledgment state of the alarms and a dedicated filter (valid only for the current request).

The 'Action information' field contains the following data:

- *alarmAckState*

Depending on this optional parameter value, the NM gets the alarm reports according to the following possible choices:

- all alarms
- all active alarms (acknowledged or not yet acknowledged)
- all active and acknowledged alarms
- all active and unacknowledged alarms
- all cleared and unacknowledged alarms.

If the parameter is absent, all alarms from the Agent's alarm list are taken into consideration.

- *destination*

This parameter identifies the destination to which the alarm reports that have passed the test conditions specified in the parameter 'filter' are sent. According to ITU-T Recommendation X.721 [6], if no destination is specified in the request, then the discriminator is created with the destination defaulted to the AE-Title of the invoker.

- *filter*

The handling of this optional parameter (valid only for the current alignment request) is as follows:

- if present and not NULL, it indicates a filter constraint which shall apply in the forwarding of the alignment-related alarm reports
- if its value is NULL, no real filter shall be considered and the Manager receives the alarms according to the value of the parameter *alarmAckState* (see above).

The 'Action response' contains the following data:

- *alignmentId*

The parameter is defined by the Agent and identifies unambiguously the current alarm alignment procedure. It allows the Manager to distinguish between alarm reports sent as consequence of several own alignment requests triggered in parallel.

- *status*

The parameter contains the results of the NM action. Possible values: noError (0), error (the value indicates the reason of the error).

After the action response is forwarded to the NM, the Agent sends the alarm list as a sequence of single alarm notifications in accordance with the values of the request parameters. Every alarm notification contains all fields of the alarm stored in the alarm list. In particular:

- The field *additionalText* contains at the beginning a string to allow a Manager to recognise that this alarm report is sent due to a previous *getAlarmList* request. The structure of this string is:
 - '(ALIGNMENT-alignmentId)' for every alarm report except the last one **or**
 - '(ALIGNMENTEND-alignmentId)' for the last alarm report sent by the Agent due to the current *getAlarmList* request.
- If available, the data related to the acknowledgment history (i.e. *ackState*, *ackTime*, *ackUserId*, *ackSystemId*) are provided in the field *additionalInformation*.

Further details about the implementation of this operation are provided in the 'Introduction.';

5.3.4 getAlarmIRPVersion (M)

getAlarmIRPVersion **ACTION**

BEHAVIOUR

getAlarmIRPVersionBehaviour;

MODE

CONFIRMED;

WITH REPLY SYNTAX

TS32-111-AlarmAsn1TypeModule.GetAlarmIRPVersionReply;

REGISTERED AS { ts32-111AlarmAction 4};

getAlarmIRPVersionBehaviour **BEHAVIOUR**

DEFINED AS

"The NM invokes this action to get information about the Alarm IRP versions supported by the Agent.

The 'Action information' field contains no data.

The 'Action response' is composed of the following data:

- *versionNumbersList*

It defines a list of Alarm IRP versions supported by the Agent. A list containing no element, i.e. a NULL list means that the concerned Agent doesn't support any version of the Notification IRP.

- *status*

It contains the results of the NM action. Possible values: noError (0), error (the value indicates the reason of the error).";

5.3.5 unacknowledgeAlarms(O)

unacknowledgeAlarms **ACTION**

BEHAVIOUR

unacknowledgeAlarmsBehaviour;

MODE

CONFIRMED;

WITH INFORMATION SYNTAX

TS32-111-AlarmAsn1TypeModule.AckOrUnackAlarms;

WITH REPLY SYNTAX

TS32-111-AlarmAsn1TypeModule.AckOrUnackAlarmsReply;

REGISTERED AS { ts32-111AlarmAction 5};

unacknowledgeAlarmsBehaviour **BEHAVIOUR**

DEFINED AS

"This action is used by the Manager to indicate to the Agent that one or several alarms (previously acknowledged) have to be unacknowledged. Subsequently the 'acknowledgement history' information of these alarms in the Agent's alarm list is completely removed (this operation may be used by operators in case of a previous acknowledgement by mistake).

The 'Action information' field contains the following data:

- *alarmReferenceList*

This parameter contains a set of MOI (Managed Object Instance) and *notificationIdentifier pair*. Each of them identifies unambiguously in the scope of the Agent an alarm (previously acknowledged by the NM) that have to be now unacknowledged. MOI can be absent if scope of uniqueness of notificationIdentifier is across the IRP Agent.

- *ackUserId*

It contains the name of the operator who unacknowledged the alarm or a generic name (dependent on the operational concept). It may have also the value NULL. Note that only the user who previously acknowledged the alarm is allowed to unacknowledge it later.

- *ackSystemId*

It indicates the management system where the acknowledgment is triggered. It may have also the value NULL. Note that the unacknowledgement is allowed only at the management system where previously the acknowledgement took place.

The 'Action response' contains the following data:

- *status*

This parameter contains the results of the NM unacknowledgement action. Possible values: noError (0, all alarms found and ack state changed according to the manager request), unackPartlySuccessful (some alarms not found / not changeable, see next response parameter), error (value indicates the reason why the complete operation failed).

- *errorAlarmReferenceList*

This parameter (significant only if *status* = unackPartlySuccessful) contains the list of MOI (Managed Object Instance) and notificationIdentifier pairs of the alarms which could not be unacknowledged and, for each alarm, also the reason of the error. MOI can be absent if scope of uniqueness of notificationIdentifier is across the IRPAgent. ";

5.4 Notifications

5.4.1 alarmListRebuilt (M)

alarmListRebuilt **NOTIFICATION**

BEHAVIOUR

alarmListRebuiltBehaviour;

WITH INFORMATION SYNTAX

TS32-111-AlarmAsn1TypeModule.AlarmListRebuiltInfo;

REGISTERED AS { ts32-111AlarmNotification 1};

alarmListRebuiltBehaviour **BEHAVIOUR**

DEFINED AS

"This notification is used by the Agent to inform the NM that the alarm list has been rebuilt.

The 'Event Information' field contains the following data:

- *notificationIdentifier*

This ITU-T X.721 standardised parameter, together with MOI (Managed Object Instance), unambiguously identifies this notification.

- *reason*

The parameter indicates the reason for alarm list rebuilding (if applicable).";

5.5 Attributes

5.5.1 alarmControlId

alarmControlId **ATTRIBUTE**

WITH ATTRIBUTE SYNTAX

TS32-111-AlarmAsn1TypeModule.GeneralObjectId;

MATCHES FOR

EQUALITY;

BEHAVIOUR

alarmControlIdBehaviour;

REGISTERED AS { ts32-111AlarmAttribute 1};

alarmControlIdBehaviour **BEHAVIOUR**

DEFINED AS

"This attribute names an instance of a 'alarmControl' object class.";

5.5.2 alarmsCountSummary

alarmsCountSummary **ATTRIBUTE**
WITH ATTRIBUTE SYNTAX
 TS32-111-AlarmAsn1TypeModule.AlarmsCountSummary;
MATCHES FOR
 EQUALITY;
BEHAVIOUR
 alarmsCountSummaryBehaviour;
REGISTERED AS { ts32-111AlarmAttribute 2};

alarmsCountSummaryBehaviour **BEHAVIOUR**
DEFINED AS

"This attribute indicates a summary of number of alarms managed in the Agent's alarm list sorted according to the perceived severity (including the number of cleared but not yet acknowledged alarms). Additionally the number of all currently active alarms is provided.";

5.5.3 supportedAlarmIRPVersions

supportedAlarmIRPVersions **ATTRIBUTE**
WITH ATTRIBUTE SYNTAX
 TS32-111-AlarmAsn1TypeModule.SupportedAlarmIRPVersions;
MATCHES FOR
 EQUALITY;
BEHAVIOUR
 supportedAlarmIRPVersionsBehaviour;
REGISTERED AS { ts32-111AlarmAttribute 3};

supportedAlarmIRPVersionsBehaviour **BEHAVIOUR**
DEFINED AS

"This attribute provides the information concerning the Alarm IRP versions currently supported by the Agent.";

5.6 Parameters

5.6.1 ackStateParameter

ackStateParameter **PARAMETER**
CONTEXT
 TS32-111-AlarmAsn1TypeModule.AlarmInfo.additionalInformation;
WITH SYNTAX
 TS32-111-AlarmAsn1TypeModule.AckState;
BEHAVIOUR
 ackStateParameterBehaviour;
REGISTERED AS { ts32-111AlarmParameter 1};

ackStateParameterBehaviour **BEHAVIOUR**
DEFINED AS

"This parameter models the optional *additionalInformation* field of the alarm notification. If present, it informs the NM about the current acknowledgement state of the present alarm.";

5.6.2 ackSystemIdParameter

ackSystemIdParameter **PARAMETER**
CONTEXT
 TS32-111-AlarmAsn1TypeModule.AlarmInfo.additionalInformation;
WITH SYNTAX

TS32-111-AlarmAsn1TypeModule.AckSystemId;

BEHAVIOUR

ackSystemIdParameterBehaviour;

REGISTERED AS { ts32-111AlarmParameter 2};

ackSystemIdParameterBehaviour **BEHAVIOUR**

DEFINED AS

"This parameter models the optional *additionalInformation* field of the alarm notification. If present, it informs the NM about the identifier of the management system where the present alarm has been acknowledged.";

5.6.3 ackTimeParameter

ackTimeParameter **PARAMETER**

CONTEXT

TS32-111-AlarmAsn1TypeModule.AlarmInfo.additionalInformation;

WITH SYNTAX

TS32-111-AlarmAsn1TypeModule.AckTime;

BEHAVIOUR

ackTimeParameterBehaviour;

REGISTERED AS { ts32-111AlarmParameter 3};

ackTimeParameterBehaviour **BEHAVIOUR**

DEFINED AS

"This parameter models the optional *additionalInformation* field of the alarm notification. If present, it informs the NM about the time the present alarm has been acknowledged by the Agent.";

5.6.4 ackUserIdParameter

ackUserIdParameter **PARAMETER**

CONTEXT

TS32-111-AlarmAsn1TypeModule.AlarmInfo.additionalInformation;

WITH SYNTAX

TS32-111-AlarmAsn1TypeModule.AckUserId;

BEHAVIOUR

ackUserIdParameterBehaviour;

REGISTERED AS { ts32-111AlarmParameter 4};

ackUserIdParameterBehaviour **BEHAVIOUR**

DEFINED AS

"This parameter models the optional *additionalInformation* field of the alarm notification. If present, it informs the NM about the identifier of the user who acknowledged the present alarm.";

6 ASN.1 definitions for Alarm IRP

TS32-111-AlarmAsn1TypeModule--{ObjectIdentifierValue} to be defined

DEFINITIONS IMPLICIT TAGS ::=

BEGIN

--EXPORTS everything

IMPORTS

NotificationIdentifier, Destination

FROM Attribute-ASN1Module {joint-iso-ccitt ms(9) smi(3) part2(2) asn1Module(2) 1}

AlarmInfo

FROM Notification-ASN1Module {joint-iso-ccitt ms(9) smi(3) part2(2) asn1Module(2) 2}

CMISFilter, ObjectInstance

FROM CMIP-1 {joint-iso-ccitt ms(9) cmip(1) modules(0) protocol(3)};

baseNode3gpp	OBJECT IDENTIFIER ::= {baseNode(1)} -- to be defined
ts32-111Alarm	OBJECT IDENTIFIER ::= { baseNode3gpp ts32-111Alarm(1)}
ts32-111AlarmObjectClass	OBJECT IDENTIFIER ::= {ts32-111Alarm managedObjectClass(3)}
ts32-111AlarmPackage	OBJECT IDENTIFIER ::= {ts32-111Alarm package(4)}
ts32-111AlarmParameter	OBJECT IDENTIFIER ::= {ts32-111Alarm parameter(5)}
ts32-111AlarmAttribute	OBJECT IDENTIFIER ::= {ts32-111Alarm attribute(7)}
ts32-111AlarmAction	OBJECT IDENTIFIER ::= {ts32-111Alarm action(9)}
ts32-111AlarmNotification	OBJECT IDENTIFIER ::= {ts32-111Alarm notification(10)}

-- Start of 3GPP SA5 own definitions

AckErrorList ::= SET OF ErrorInfo

AlarmReference ::= SEQUENCE

```
{
  moi ObjectInstance OPTIONAL, -- absent if scope of uniqueness of notificationId is across IRPAgent
  notificationIdentifier NotificationIdentifier
}
```

AckOrUnackAlarms ::= SEQUENCE

```
{
  alarmReferenceList SET OF AlarmReference, -- ITU-T X.721
  ackUserId AckUserId,
  ackSystemId AckSystemId OPTIONAL
}
```

AckOrUnackAlarmsReply ::= SEQUENCE

```
{
  status ErrorCauses,
  errorAlarmReferenceList AckErrorList
}
```

AckState ::= ENUMERATED

```
{
  acknowledged (0),
  unacknowledged (1)
}
```

AckSystemId ::= GraphicString

AckTime ::= GeneralizedTime

AckUserId ::= GraphicString

AlarmChoice ::= ENUMERATED

```
{
  allAlarms (0),
  allActiveAlarms (1),
  allActiveAndAckAlarms (2),
}
```



```

    allActiveAndUnackAlarms    (3),
    allClearedAndUnackAlarms  (4)
  }
AlarmsCountSummary ::= SEQUENCE
  {
    activeAlarmsCount          INTEGER, -- this is the sum of criticalCount, majorCount, minorCount,
    warningCount               -- and indeterminateCount

    criticalCount              INTEGER,
    majorCount                 INTEGER,
    minorCount                 INTEGER,
    warningCount               INTEGER,
    indeterminateCount         INTEGER,
    clearedCount               INTEGER
  }
AlarmListRebuiltInfo ::= SEQUENCE
  {
    notificationIdentifier NotificationIdentifier, -- ITU-T X.721
    reason                    ErrorCauses
  }
ErrorCauses ::= ENUMERATED
  {
    noError (0),                -- operation / notification successfully performed
    wrongFilter (1),            -- the value of the filter parameter is not valid
    wrongAlarmAckState (2),     -- the value of the alarmAckState parameter (e.g. getAlarmCount) is not valid
    ackPartlySuccessful (3),    -- acknowledgment request partly successful
    unackPartlySuccessful (4),  -- unacknowledgment request partly successful
    wrongAlarmReference (5),    -- alarm identifier used in the alarm reference list not found (e.g. in case of
                                -- acknowledgement request)
    wrongAlarmReferenceList (6), -- the alarm reference list (e.g. in case of acknowledgement request) is empty
                                -- or completely wrong
    alarmAlreadyAck (7),        -- alarm to be acknowledged is already in this state
    alarmAlreadyUnack (8),      -- alarm to be acknowledged is already in this state
    wrongUserId (9),            -- the user identifier in the unacknowledgement operation is not the same
                                -- as in the previous acknowledgementAlarms request
    wrongSystemId (10),         -- the system identifier in the unacknowledgement operation is not the same
                                -- as in the previous acknowledgementAlarms request
    alarmAckNotAllowed (11),    -- current management system not allowed to acknowledge the alarm (e.g.
                                -- due to acknowledgement competence rules)
    unspecifiedErrorReason (255) -- operation failed, specific error unknown
  }
ErrorInfo ::= SEQUENCE
  {
    moi ObjectInstance OPTIONAL, -- absent if uniqueness of notificationIdentifier is across IRPAgent
    notificationIdentifier NotificationIdentifier, -- ITU-T X.721
    reason                    ErrorCauses
  }
GeneralObjectId ::= INTEGER
GetAlarmCount ::= SEQUENCE
  {
    alarmAckState              AlarmChoice OPTIONAL,
    filter                      CMISFilter OPTIONAL-- ITU-T X.711
  }
GetAlarmCountReply ::= SEQUENCE
  {
    criticalCount              INTEGER,
    majorCount                 INTEGER,
    minorCount                 INTEGER,
    warningCount               INTEGER,
    indeterminateCount         INTEGER,
    clearedCount               INTEGER,
  }

```

```
    status          ErrorCauses
  }
GetAlarmIRPVersionReply ::= SEQUENCE
  {
    versionNumberList SupportedAlarmIRPVersions,
    status            ErrorCauses
  }
GetAlarmList ::= SEQUENCE
  {
    alarmAckState    AlarmChoice OPTIONAL,
    destination      Destination,      -- ITU-T X.721
    filter           CMISFilter OPTIONAL -- ITU-T X.711
  }
GetAlarmListReply ::= SEQUENCE
  {
    alignmentId     INTEGER,
    status          ErrorCauses
  }
IRPVersionNumber ::= GraphicString
SupportedAlarmIRPVersions ::= SET OF IRPVersionNumber
END -- of module TS32-111-AlarmAsn1TypeModule
```

Annex A (informative): Change history

Change history					
TSG SA#	Version	CR	Tdoc SA	New Version	Subject/Comment
S_07	2.0.0	-	SP-000012	3.0.0	Approved at TSG SA #7 and placed under Change Control
Mar 2000	3.0.0			3.0.1	cosmetic
S_08	3.0.1	005	SP-000254	3.1.0	Split of TS - Part 4: Alarm Integration Reference Point (IRP): CMIP Solution Set (SS)

History

Document history		
V3.0.1	March 2000	Publication as TS 132 111
V3.1.0	July 2000	Publication