

ETSI TS 132 371 V17.1.0 (2024-10)



**Digital cellular telecommunications system (Phase 2+) (GSM);
Universal Mobile Telecommunications System (UMTS);
LTE;
Telecommunication management;
Security Management concept and requirements
(3GPP TS 32.371 version 17.1.0 Release 17)**



Reference

RTS/TSGS-0532371vh10

Keywords

GSM,LTE,UMTS

ETSI

650 Route des Lucioles
F-06921 Sophia Antipolis Cedex - FRANCE

Tel.: +33 4 92 94 42 00 Fax: +33 4 93 65 47 16

Siret N° 348 623 562 00017 - APE 7112B
Association à but non lucratif enregistrée à la
Sous-Préfecture de Grasse (06) N° w061004871

Important notice

The present document can be downloaded from the
ETSI [Search & Browse Standards application](#).

The present document may be made available in electronic versions and/or in print. The content of any electronic and/or print versions of the present document shall not be modified without the prior written authorization of ETSI. In case of any existing or perceived difference in contents between such versions and/or in print, the prevailing version of an ETSI deliverable is the one made publicly available in PDF format on [ETSI deliver](#).

Users should be aware that the present document may be revised or have its status changed,
this information is available in the [Milestones listing](#).

If you find errors in the present document, please send your comments to
the relevant service listed under [Committee Support Staff](#).

If you find a security vulnerability in the present document, please report it through our
[Coordinated Vulnerability Disclosure \(CVD\)](#) program.

Notice of disclaimer & limitation of liability

The information provided in the present deliverable is directed solely to professionals who have the appropriate degree of experience to understand and interpret its content in accordance with generally accepted engineering or other professional standard and applicable regulations.

No recommendation as to products and services or vendors is made or should be implied.

No representation or warranty is made that this deliverable is technically accurate or sufficient or conforms to any law and/or governmental rule and/or regulation and further, no representation or warranty is made of merchantability or fitness for any particular purpose or against infringement of intellectual property rights.

In no event shall ETSI be held liable for loss of profits or any other incidental or consequential damages.

Any software contained in this deliverable is provided "AS IS" with no warranties, express or implied, including but not limited to, the warranties of merchantability, fitness for a particular purpose and non-infringement of intellectual property rights and ETSI shall not be held liable in any event for any damages whatsoever (including, without limitation, damages for loss of profits, business interruption, loss of information, or any other pecuniary loss) arising out of or related to the use of or inability to use the software.

Copyright Notification

No part may be reproduced or utilized in any form or by any means, electronic or mechanical, including photocopying and microfilm except as authorized by written permission of ETSI.

The content of the PDF version shall not be modified without the written authorization of ETSI.

The copyright and the foregoing restriction extend to reproduction in all media.

© ETSI 2024.
All rights reserved.

Intellectual Property Rights

Essential patents

IPRs essential or potentially essential to normative deliverables may have been declared to ETSI. The declarations pertaining to these essential IPRs, if any, are publicly available for **ETSI members and non-members**, and can be found in ETSI SR 000 314: "*Intellectual Property Rights (IPRs); Essential, or potentially Essential, IPRs notified to ETSI in respect of ETSI standards*", which is available from the ETSI Secretariat. Latest updates are available on the ETSI Web server (<https://ipr.etsi.org/>).

Pursuant to the ETSI Directives including the ETSI IPR Policy, no investigation regarding the essentiality of IPRs, including IPR searches, has been carried out by ETSI. No guarantee can be given as to the existence of other IPRs not referenced in ETSI SR 000 314 (or the updates on the ETSI Web server) which are, or may be, or may become, essential to the present document.

Trademarks

The present document may include trademarks and/or tradenames which are asserted and/or registered by their owners. ETSI claims no ownership of these except for any which are indicated as being the property of ETSI, and conveys no right to use or reproduce any trademark and/or tradename. Mention of those trademarks in the present document does not constitute an endorsement by ETSI of products, services or organizations associated with those trademarks.

DECT™, **PLUGTESTS™**, **UMTS™** and the ETSI logo are trademarks of ETSI registered for the benefit of its Members. **3GPP™** and **LTE™** are trademarks of ETSI registered for the benefit of its Members and of the 3GPP Organizational Partners. **oneM2M™** logo is a trademark of ETSI registered for the benefit of its Members and of the oneM2M Partners. **GSM®** and the GSM logo are trademarks registered and owned by the GSM Association.

Legal Notice

This Technical Specification (TS) has been produced by ETSI 3rd Generation Partnership Project (3GPP).

The present document may refer to technical specifications or reports using their 3GPP identities. These shall be interpreted as being references to the corresponding ETSI deliverables.

The cross reference between 3GPP and ETSI identities can be found under <https://webapp.etsi.org/key/queryform.asp>.

Modal verbs terminology

In the present document "**shall**", "**shall not**", "**should**", "**should not**", "**may**", "**need not**", "**will**", "**will not**", "**can**" and "**cannot**" are to be interpreted as described in clause 3.2 of the [ETSI Drafting Rules](#) (Verbal forms for the expression of provisions).

"**must**" and "**must not**" are **NOT** allowed in ETSI deliverables except when used in direct citation.

Contents

Intellectual Property Rights	2
Legal Notice	2
Modal verbs terminology.....	2
Foreword.....	4
Introduction	4
1 Scope	6
2 References	6
3 Definitions and abbreviations.....	7
3.1 Definitions	7
3.2 Abbreviations	8
4 Security Management background.....	9
4.1 Security domains	9
4.2 Security objectives	10
4.3 Security threats	10
4.4 Security Mechanisms and services.....	10
4.5 TMN perspective regarding security threats.....	11
5 Security Management context and architecture	12
5.1 Context	12
5.2 Architecture	13
6 Security threats in IRP context.....	13
6.1 Security threats to IRPs	13
6.2 Mapping of Security requirements and Threats in IRP Context.....	15
7 Security requirement of Itf-N	16
Annex A (informative): Protocols for IP Network Security to Support Itf-N.....	18
Annex B (informative): Firewalls for Network Security to Support Itf-N.....	27
Annex C (informative): Change history	28
History	29

Foreword

This Technical Specification has been produced by the 3rd Generation Partnership Project (3GPP).

The contents of the present document are subject to continuing work within the TSG and may change following formal TSG approval. Should the TSG modify the contents of the present document, it will be re-released by the TSG with an identifying change of release date and an increase in version number as follows:

Version x.y.z

where:

- x the first digit:
 - 1 presented to TSG for information;
 - 2 presented to TSG for approval;
 - 3 or greater indicates TSG approved document under change control.
- y the second digit is incremented for all changes of substance, i.e. technical enhancements, corrections, updates, etc.
- z the third digit is incremented when editorial only changes have been incorporated in the document.

Introduction

The present document is part of a TS-family covering the 3rd Generation Partnership Project; Technical Specification Group Services and System Aspects; Telecommunication management; as identified below:

32.371: "Security Management concept and requirements".

32.372: "Security services for Integration Reference Points (IRP); Information Service (IS)".

32.376: "Security services for Integration Reference Point (IRP); Solution Set (SS) definitions".

In 3GPP SA5 context, IRPs are introduced to address process interfaces at the Itf-N interface. The Itf-N interface is built up by a number of Integration Reference Points (IRPs) and a related Name Convention, which realize the functional capabilities over this interface. The basic structure of the IRPs is defined in 3GPP TS 32.101 [1] and 3GPP TS 32.102 [2]. IRP consists of IRPManager and IRPAgent. Usually there are three types of transaction between IRPManager and IRPAgent, which are operation invocation, notification, and file transfer.

However, there are different types of intentional threats against the transaction between IRPManagers and IRPAgents. All the threats are potential risks of damage or degradation of telecommunication services, which operators should take measures to reduce or eliminate to secure the telecommunication service, network, and data.

By introducing Security Management, the present document describes security requirements to relieve the threats between IRPManagers and IRPAgents.

As described in 3GPP TS 32.101 [1], the architecture of Security Management is divided into two layers:

Layer A - Application Layer

Layer B - OAM&P transport network

The threats and Security Management requirements of different layers are different, which should be taken into account respectively.

3GPP defines three types of IRP specifications, (see 3GPP TS 32.102 [2]). One type relates to the definitions of the interface deployed across the Itf-N. These definitions need to be agreed between the IRPManagers and IRPAgents so that meaningful communication can occur between them. An example of this type is the Alarm IRP.

The other two types (NRM IRP and Data Definition IRP) relate to the network resource model (schema) of the managed network. This network schema needs to be agreed between the IRPManagers and IRPAgents so that network management services can be provided to the IRPManager(s) by the IRPAgent(s). An example of this type is the UTRAN NRM IRP.

This Requirement specification is applicable to the Interface IRP specifications. That is to say, it is concerned only with the security aspects of operations/notifications/file deployed across the Itf-N.

1 Scope

The present document defines, in addition to the requirements defined in 3GPP TS 32.101 [1] and 3GPP TS 32.102 [2], the requirements for Security Management IRP.

The purpose of the present document is to specify the necessary security features, services and functions to protect the network management data, including Requests, Responses, Notifications and Files, exchanged across the Itf-N.

Telecommunication network security can be breached by weaknesses in operational procedures, physical installations, communication links, computational processes and data storage. Of concern here in the present document is the security problems resulting from the weaknesses inherent in the communication technologies (i.e., the 3GPP-defined Interface IRPs and their supporting protocol stacks) deployed across the Itf-N.

Appropriate level of security for a telecommunication network is essential. Secured access to the network management applications, and network management data, is essential. The 3GPP-defined Interface IRPs (and their supporting protocol stacks), deployed across the Itf-N, are used for such access, and therefore, their security is considered essential.

Many network management security standards exist. However, there is no recommendation on how to apply them in the Itf-N context. Their deployment across the Itf-N is left to operators. The present document and the corresponding solutions identify and recommend security standards in the Itf-N context.

The business case for secured Itf-N is complex as it does not relate to the functions of the Interface IRPs (the functions are constant) but rather, it relates to variants such as the cost of recovering from security breaks, the probability of security incidents and the cost of implementing Security Management, all of which differs depending on specific deployment scenarios.

The present document describes the security functions for a 3G network in terms of Security Domains (subclause 4.1). Clause 5 defines the Itf-N Security Management scope in terms of its context (subclause 5.1) and the possible threats that can occur there are defined in clause 6. Clause 7 specifies the Itf-N security Requirements.

2 References

The following documents contain provisions that, through reference in this text, constitute provisions of the present document.

- References are either specific (identified by date of publication, edition number, version number, etc.) or non-specific.
- For a specific reference, subsequent revisions do not apply.
- For a non-specific reference, the latest version applies. In the case of a reference to a 3GPP document (including a GSM document), a non-specific reference implicitly refers to the latest version of that document *in the same Release as the present document*.

[1] 3GPP TS 32.101: "Telecommunication management; Principles and high level requirements".

[2] 3GPP TS 32.102: "Telecommunication management; Architecture".

[3] ITU-T Recommendation M.3016 (1998): "TMN security overview".

[4] 3GPP TS 33.102: "3G Security; Security architecture".

[5] ITU-T Recommendation X.800: "Security architecture for Open Systems Interconnection for CCITT applications".

[6] 3GPP TS 32.150: "Telecommunication management; Integration Reference Point (IRP) Concept and definitions".

3 Definitions and abbreviations

3.1 Definitions

For the purposes of the present document, the terms and definitions given in ITU-T Recommendation X.800 [5], ITU-T Recommendation M.3016 [3] and the following apply:

access control: prevention of unauthorized use of a resource, including the prevention of use of a resource in an unauthorized manner, see ITU-T Recommendation X.800 [5].

accountability: property that ensures that the actions of an entity may be traced uniquely to the entity, see ITU-T Recommendation X.800 [5].

audit: See Security Audit.

authentication: See data origin authentication and peer element authentication, see ITU-T Recommendation X.800 [5].

authorization: granting of rights, which includes the granting of access based on access rights, see ITU-T Recommendation X.800 [5].

availability: property of being accessible and useable upon demand by an authorized entity, see ITU-T Recommendation X.800 [5].

confidentiality: property that information is not made available or disclosed to unauthorized individuals, entities, or processes, see ITU-T Recommendation X.800 [5].

credentials: data that is transferred to establish the claimed identity of an entity, see ITU-T Recommendation X.800 [5].

cryptography: discipline which embodies principles, means, and methods for the transformation of data in order to hide its information content, prevent its undetected modification and/or prevent its unauthorized use, see ITU-T Recommendation X.800 [5].

data integrity: property that data has not been altered or destroyed in an unauthorized manner, see ITU-T Recommendation X.800 [5].

data origin authentication: corroboration that the source of data received is as claimed, see ITU-T Recommendation X.800 [5].

denial of service: prevention of authorized access to resources or the delaying of time-critical operations, see ITU-T Recommendation X.800 [5].

digital signature: data appended to, or a cryptographic transformation (see cryptography) of a data unit that allows a recipient of the data unit to prove the source and integrity of the data unit and protect against forgery e.g. by the recipient, see ITU-T Recommendation X.800 [5].

eavesdropping: breach of confidentiality by monitoring communication, see ITU-T Recommendation M.3016 [3].

forgery: entity fabricates information and claims that such information was received from another entity or sent to another entity, see ITU-T Recommendation M.3016 [3].

Integration Reference Point (IRP): See 3GPP TS 32.150 [6].

IRPAgent: See 3GPP TS 32.150 [6].

IRPManager: See 3GPP TS 32.150 [6].

loss or corruption of information: integrity of data transferred is compromised by unauthorized deletion, insertion, modification, re-ordering, replay or delay, see ITU-T Recommendation M.3016 [3].

Operations System (OS): indicates a generic management system, independent of its location level within the management hierarchy.

masquerade: pretence by an entity to be a different entity, see ITU-T Recommendation X.800 [5].

password: confidential authentication information, usually composed of a string of characters, see ITU-T Recommendation X.800 [5].

Peer Entity Authentication: The corroboration that a peer entity in an association is the one claimed, see ITU-T Recommendation X.800 [5].

repudiation: denial by one of the entities involved in a communication of having participated in all or part of the communication, see ITU-T Recommendation X.800 [5].

security audit: independent review and examination of system records and activities in order to test for adequacy of system controls, to ensure compliance with established policy and operational procedures, to detect breaches in security, and to recommend any indicated changes in control, policy and procedures, see ITU-T Recommendation X.800 [5].

threat: potential violation of security, see ITU-T Recommendation X.800 [5].

unauthorized access: entity attempts to access data in violation of the security policy in force, see ITU-T Recommendation M.3016 [3].

3.2 Abbreviations

For the purposes of the present document, the following abbreviations apply:

CM	Configuration Management
CS	Communication Surveillance
DCN	Data Communication Network
EM	Element Manager
EP	Entry Point
FT	File Transfer
IRP	Integration Reference Point
IS	Information Service (see 3GPP TS 32.101 [1])
ITU-T	International Telecommunication Union - Telecommunication standardization sector
NE	Network Element
NL	Notification Log
NM	Network Manager
NRM	Network Resource Model
OAM&P	Operations, Administration, Maintenance and Provisioning
OS	Operations System
PM	Performance Management
TM	Test Management
TMN	Telecom Management Network
UML	Unified Modelling Language (OMG)
UMTS	Universal Mobile Telecommunications System

4 Security Management background

The objective of this clause is to provide the foundations for the development of security within the management domain and scope of a third generation mobile telecommunications network. This will be accomplished through the establishment of the boundaries of security from the perspective of the management subsystem of a 3G mobile telecommunications network. The definition of the concepts of security objectives, security threats, and finally security mechanisms and services are identified.

This clause gives an overall view of Security Management in general, before entering clause 5 Security Management context and architecture discussion. The general security mechanisms and services used by the management subsystem will depend on the requirements defined in clause 7. How they are used is out side the scope of these requirements. Such aspects may be further specified in corresponding IS specifications.

4.1 Security domains

Security within a telecommunications network is a vast functional area covering most aspects and all components of a 3G system. To devise a solution more manageable and easier to evolve, the total network security scope is split into different and separate parts. For the present document purpose, the security scope is partitioned into four different domains.

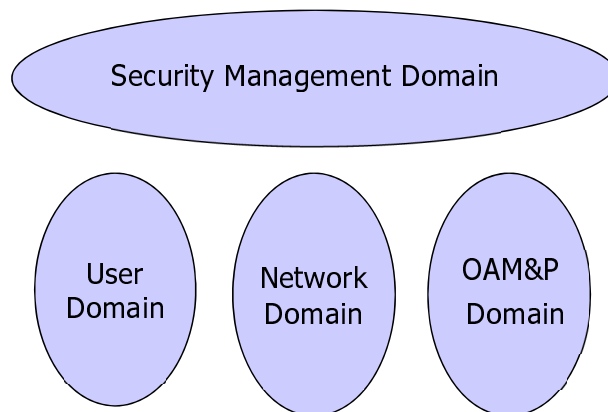


Figure 1: Security model/architecture

The **User domain** contains a set of security features that protects User Equipment against attacks on radio interface and provides users with secure access to subscribed services and applications. Examples of security features in this user domain are:

- The set of security features that provide users with secure access to 3G services, and which in particular protect against attacks on the (radio) access link;
- The set of security features that secure access to mobile stations;
- The set of security features that enable applications in the user and in the provider domain to securely exchange messages.

The **Network domain** provides the set of security features that enable nodes in the provider domain to securely exchange signalling data, and protect against attacks on the wireline network. This domain covers protection of the network, network elements and all internal (control and signalling) traffic against security threats. The network elements can belong to a single operator (intra-operator) or to different operators (inter-operator).

The **OAM&P domain** accommodates management tools to supervise all nodes of a cellular network. The OAM&P domain security provides the protection of all the operation and maintenance traffic, authentication of users, applications and access control to the nodes. It protects the resources of network elements and management applications from intentional and unintentional destructive manipulation.

The **Security Management domain** comprises all activities to establish, maintain and terminate the security aspects of a system. Examples of the features covered by the Security Management domain are:

- Management of security services;
- Installation of security mechanisms;
- Key management (management part);
- Establishment of identities, keys, access control information, etc.;
- Management of security audit trail and security alarms.

Using the above partitioned view, the scope of the present document is focused on security requirements of the OAM&P domain and is not focused on requirements of other domains. Furthermore, since the Itf-N operates within the OAM&P domain, the scope of the present document is further "narrowed" towards a component, namely the Itf-N component of the OAM&P domain.

For further explanation of the semantics of the general security terms referred to in following subclauses 4.2, 4.3 and 4.4, refer to ITU-T Recommendation X.800 [5]. It is not intended to repeat them here.

4.2 Security objectives

Security objectives are necessary in order to define the intended purpose of security within a network. ITU-T Recommendation M.3016 [3] defines the following objectives for security.

- Confidentiality;
- Data integrity;
- Accountability;
- Availability;

4.3 Security threats

A security threat is defined by ITU-T Recommendation M.3016 [3] as a potential violation of security that can be directed at one of the four basic security objectives (see subclause 4.2). ITU-T Recommendation X.800 [5] defines the following security threats:

- Masquerade.
- Eavesdropping.
- Unauthorized access.
- Loss or corruption of information.
- Repudiation.
- Forgery.
- Denial of service.

NOTE: In contemporary network security jargon, "denial of service" is most often used to describe a class of attacks that are intended to subvert the delivery of service. In this context the "denial of service" threat can be best described as "denial of service delivery".

4.4 Security Mechanisms and services

ITU-T Recommendation X.800 [5] defines a set of security mechanisms that can be used to implement security objectives within a network. Security mechanisms are manifested within and/or by security services. The fundamental security services are identified by ITU-T Recommendation X.800 [5] as being:

- Peer entity authentication.

- Data origin authentication.
- Access control service.
- Connection confidentiality.
- Connectionless confidentiality.
- Selective field confidentiality.
- Traffic flow confidentiality.
- Connection Integrity with recovery.
- Connection integrity without recovery.
- Selective field connection integrity.
- Connectionless integrity.
- Selective field connectionless integrity.
- Non-repudiation Origin.
- Non-repudiation. Delivery.

4.5 TMN perspective regarding security threats

Table 1 is taken from ITU-T Recommendation M.3016 [3]. It shows TMN perspective on which security functions are required to counter the Security Threats identified in subclause 4.3.

The security mechanisms identified in subclause 4.4 may be used to achieve the security requirements.

**Table 1: Correlation of security management functional area with threats
(from ITU-T Recommendation M.3016 [3])**

Functional Requirement Area	Security Management	Masquerade	Eavesdropping	Unauthorized access	Loss/corruption of information	Repudiation	Forgery	Denial of Service
Verification of identities		X		X				
Controlled access and authorization				X				X
Protection of confidentiality			X	X				
Protection of data integrity					X			
Accountability								
Activity logging		X		X		X	X	X
Alarm reporting		X		X	X			X
Audit		X		X		X	X	X

5 Security Management context and architecture

This clause puts the security issues identified in clause 4 into the context of 3G OAM&P domain. It also identifies the architectural framework within which security is required in 3G OAM&P domain.

5.1 Context

This subclause defines the Itf-N Security Management (SM) Context. The Itf-N is one of many interfaces defined within the OAM&P domain (see subclause 4.1). Therefore, this Itf-N Security Management Context is within that OAM&P Domain.

The following diagram highlights the types of communication links that are realized across the Itf-N. All 3GPP Interface IRPs operate across the Itf-N using these links.

The link-a-1 and link-a-2 represent the two-way links carrying Request from NM (playing the role of IRPManager) and Response from Managed System (playing the role of IRPAgent). The link-b represents a one-way link carrying Notification from the Managed System (playing the role of IRPAgent). The link-c represents the two-way link for File download and upload.

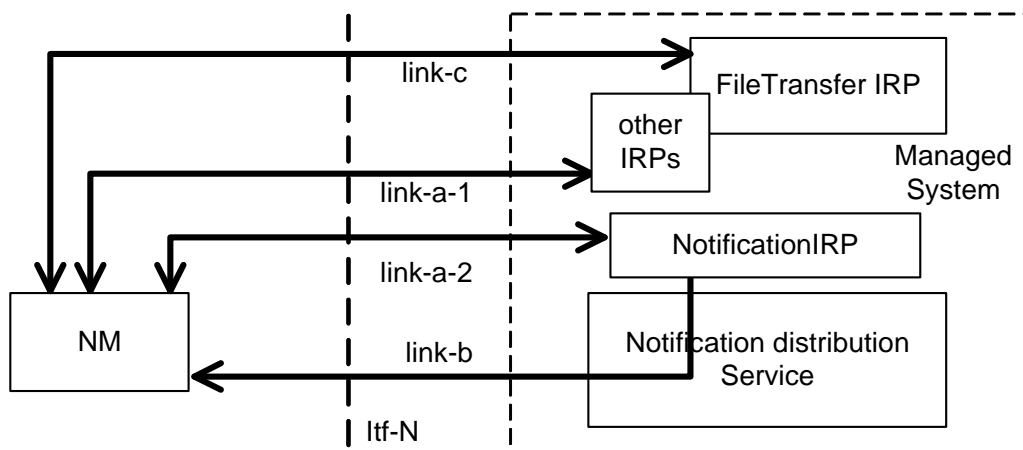


Figure 2: Security management context

The Requirements are related to these communication links. They are also related to the end-points (communicating entities) of the communication links. These end-points are the NM when playing the role of IRPManager and the Managed System when playing the role of IRPAgent.

Securing the end-points means to protect them from unauthorized use (see subclause 4.3).

The Requirements are not related to other kinds of links nor entities that exist in the OAM&P Domain. Examples of link and entity types to be excluded are:

- Non-IRP links reaching NM (e.g. the customer-service-oriented application accessing the applications in NM space, a user to logon to NM).
- Non-IRP links reaching IRPAgents (e.g. a user to log on to an Element Manager, a remote network management application accessing the IRPAgent functions).
- Non-IRP links reaching Network Elements (e.g. a subnetwork management application communicating with the MSC using vendor-specific means, a user to logon to a radio base station).
- All applications running in the NM space and Managed System space that are not playing the roles of IRPManager and IRPAgent.

5.2 Architecture

The security architecture for 3G networks is defined within 3GPP TS 33.102 [4] based on the concept of stratum and feature groups. The present document extends the security architecture defined within 3GPP TS 33.102 [4] to support security in the management system of a 3G network. The following figure depicts the extension of the 3G security architecture to cover 3G OAM&P Security.

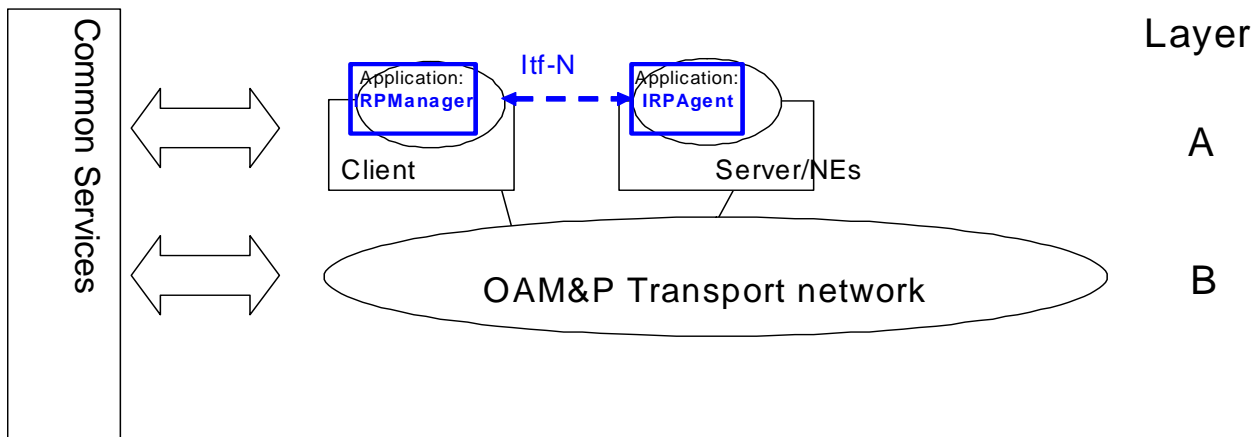


Figure 3: The Management layers of the 3G security architecture (based on 3GPP TS 32.101 [1])

Within the Management layer there is defined an additional security feature group. This feature group is:

OAM&P Domain Security (VI-for further study): the set of security features that provides protection to all OAM&P communication related to all applications, actors, and communications traffic related to the operations and management of a 3G network over Itf-N.

6 Security threats in IRP context

6.1 Security threats to IRPs

The table below identifies the security threats in IRP context for the present release.

The definitions of the column headings of the table follow:

- 1) Manager Masquerade: One entity can masquerade as an IRPManager.
- 2) Unauthorized Access: Unauthorized access by an IRPManager to IRPAgent, causing unexpected disclosure of information from IRPAgent, and even damage to IRPAgent and Network Elements under its control.
- 3) Agent Masquerade: One entity can masquerade as an IRPAgent.
- 4) Loss or Corruption: Loss or corruption of information including bulk data.
- 5) Eavesdropping (Note 3): Eavesdropping on sensitive management information.
- 6) Repudiation: IRPManager and/or IRPAgent denies the fact that it has sent or received some management information.

"File transfer" in the row headings of the table refers to the file transfer mechanism used by the corresponding IRPs. Because the IRPs use the file transfer mechanisms provided by the File Transfer IRP the threats relating to file transfer mechanisms are shown in rows associated with the FT IRP.

"File content" in the row headings of the table refers to the file content of files used by the corresponding IRPs. The threats to file content are dependant on the IRP to which the file belongs, and these are therefore shown against the IRP that created or uses the files.

Table 2: Matrix of security threats

	Manager Masquerade	Unauthorized Access	Agent Masquerade	Loss or Corruption	Eavesdropping (Note 3)	Reputation
Basic CM IRP						
operation	H	H	L	N/A	L	H
notification	N/A	N/A	L	L	L	L
Kernel CM IRP						
operation	H	H	L	N/A	L	H
Notification (note 4)	N/A	N/A	L	L	L	L
Bulk CM IRP						
operation	H	H	L	N/A	L	H
notification	N/A	N/A	L	L	L	L
file content (Active) (note 1)	N/A	N/A	N/A	H	L	H
file content (Passive)	N/A	N/A	L	L	L	L
Alarm IRP						
operation	H	L	L	N/A	L	H
notification	N/A	N/A	L	L	L	L
file content	N/A	N/A	N/A	N/A	N/A	N/A
Notification IRP						
operation	H	H (note 2)	L	N/A	L	H
notification (n/a)	N/A	N/A	N/A	N/A	N/A	N/A
TM IRP						
operation	H	H (note 2)	L	N/A	L	H
notification	N/A	N/A	L	L	L	L
file content	N/A	N/A	L	L	L	L
FT IRP						
operation	H	H	L	N/A	L	H
notification	N/A	N/A	L	L	L	L
file transfer	H	H	N/A	N/A	L	H
EP IRP						
operation	H	H	L	N/A	L	H
notification	N/A	N/A	L	L	L	L
PM IRP						
operation	H	L(Note 2)	L	N/A	L	H
notification	N/A	N/A	L	L	L	L
file content	N/A	N/A	N/A	L	L	L
CS IRP						
operation	H	L	L	N/A	L	H
notification	N/A	N/A	L	L	L	L
NL IRP						
operation	H	L	L	N/A	L	H
notification	N/A	N/A	L	L	L	L
file content	N/A	N/A	N/A	L	L	L

Legend:

- H: A security threat of a higher level.
- L: A security threat of a lower level.
- N/A: Not applicable.
- TBD: To Be Decided.

NOTE 1: The IRP Agent shall check that a downloaded file has not been changed during a session before performing a pre-activation or activation.

NOTE 2: Relationship between operations is for further study.

NOTE 3: Assume security of DCN between IRP Manager and IRP Agent is not described in the present document.

NOTE 4: Applicable when Kernel CM IRP is used in isolation.

6.2 Mapping of Security requirements and Threats in IRP Context

It is necessary to take measures to prevent the threats described in subclause 6.1 in IRP context.

Table 3 shows how the threats identified in subclause 6.1 are countered by security mechanisms.

Table 3: Mapping of security requirements and threats

Security Requirements	Security Threats	Manager Masquerade	Unauthorized Access	Agent Masquerade	Loss or Corruption	Eavesdropping	Reputation
Manager Authentication		X	X				
Agent Authentication				X			
Authorization			X				
Integrity protection					X		
Confidentiality protection			X			X	
Non-repudiation							X
Security alarm		X	X		X		
Activity log		X	X				X (see note)
NOTE: Activity Log can partly counter the threat of Reputation.							

7 Security requirement of Itf-N

Table 4 identifies the security requirements in IRP context for the present release.

The definitions of the column headings of the table follow:

- 1) **Manager Authentication:** IRPAgent authenticates IRPManager. It implies that the IRPManager shall be identified so as to be authenticated.
- 2) **Authorization:** IRPAgent authorizes the IRPManager, i.e. IRPAgent checks if the IRPManager has been authorized to perform the operations on receiving operation request.
- 3) **Agent Authentication:** IRPManager authenticates IRPAgent. It implies that the IRPAgent shall be identified so as to be authenticated.
- 4) **Integrity Protection:** Receiver (IRPManager or IRPAgent) of bulk data checks the integrity of the bulk data.
- 5) **Confidentiality Protection:** The confidentiality of sensitive management information is protected.
- 6) **Non-Repudiation:** Means are provided to prove that exchange of data between IRPAgent and IRPManager actually took place.
- 7) **Security Alarm:** IRPAgent issues security alarm to IRPManager when breach of security is detected, e.g. request for unauthorized operation, damage of file transferred, etc.
- 8) **Activity Log:** It helps to find out who (i.e. identities of IRPManager) did what (i.e. names of operations and notifications) and when. This capability is called the activity log. It includes information like requested operations, operations performed, emitted notifications/alarms, and transferred files. In the context of Itf-N, IRPAgent maintains activity log(s) and the activity log(s) of IRPManager are out of scope of the present document.

"File transfer" in row headings of the table refers to the file transfer mechanism used by corresponding IRP. Because the IRPs use the file transfer mechanisms provided by the File Transfer IRP the threats relating to file transfer mechanisms are shown in rows associated with the FT IRP.

"File content" in row headings of the table refers to the file content of file created or used by the corresponding IRP.

"Active" in relation to file content for Bulk CM IRP refers to configuration files downloaded to the IRPAgent from the IRPManager.

"Passive" in relation to file content for Bulk CM IRP refers to configuration files uploaded to the IRPManager from the IRPAgent.

Table 4 Matrix of security requirements

	Manager Authentication	Authorization	Agent Authentication	Integrity Protection	Confidentiality Protection	Non-Repudiation	Security Alarm	Activity Log
Basic CM IRP								
operation	X	X	-	N/A	-	-	X	X
notification	N/A	N/A	-	-	-	-	N/A	-
Kernel CM IRP								
operation	X	X	-	N/A	-	-	X	X
Notification (note 6)	N/A	N/A	-	-	-	-	N/A	-
Bulk CM IRP								
operation	X	X	-	N/A	-	-	X	X
notification	N/A	N/A	-	-	-	-	N/A	-
file content (Active)	N/A	N/A	N/A	X	-	-	X	X (note 3)
file content (Passive)	N/A	N/A	-	-	-	-	N/A (note 2)	N/A
Alarm IRP								
operation	X	-	-	N/A	-	-	X	X
notification	N/A	N/A	-	-	-	-	N/A	-
file content (note 1)	N/A	N/A	N/A	N/A	N/A	N/A	N/A	N/A
Notification IRP								
operation	X	X (note 5)	-	N/A	-	-	X	X
notification (n/a)	N/A	N/A	N/A	N/A	N/A	N/A	N/A	N/A
TM IRP								
operation	X	X (note 5)	-	N/A	-	-	X	X
notification	N/A	N/A	-	-	-	-	N/A	-
file content	N/A	N/A	-	-	-	-	N/A	-
FT IRP								
operation	X	X	-	N/A	-	-	X	X
notification	N/A	N/A	-	-	-	-	N/A	-
file transfer	X	X	N/A	X (note 4)	-	-	X	X
EP IRP								
operation	X	X	-	N/A	-	-	X	X
notification	N/A	N/A	-	-	-	-	N/A	-
PM IRP								
operation	X	X (note 5)	-	N/A	-	-	X	X
notification	N/A	N/A	-	-	-	-	N/A	-
file content	N/A	N/A	-	-	-	-	N/A	-
CS IRP								
operation	X	-	-	N/A	-	-	X	X
notification	N/A	N/A	-	-	-	-	N/A	-
NL IRP								
operation	X	-	-	N/A	-	-	X	X
notification	N/A	N/A	-	-	-	-	N/A	-
file content	N/A	N/A	-	-	-	-	N/A	-
N/A: Not applicable. "-": Not a requirement. X: A requirement.								
NOTE 1: N/A because no file transfer operations for this IRP have yet been defined. NOTE 2: This field is N/A because no integrity check is performed on the file contents and therefore no security alarm can be issued as a result. If file contents are checked and no requirement for issuing an alarm identified this field would be "-". NOTE 3: For active files the activity log of Bulk CM IRP contains details of the suboperations. NOTE 4: FT IRP is responsible for checking the integrity of the files transferred, but not the file content semantics. NOTE 5: Relationship between operations is for further study. NOTE 6: Applicable when Kernel CM IRP is used in isolation.								

Annex A (informative): Protocols for IP Network Security to Support Itf-N

Many security threats exist to the management plane of the telecommunications networks. In addition, new security threats to the management plane are being introduced as the network evolves. The purpose of this document is to provide security guidelines for using IP Network security protocols such as Internet Protocol Security (IPsec), SSL/TLS (Secure Socket Layer/Transport Layer Security) and Secure Shell (SSH) to help mitigate security risks to the management network. The security provided by IP Network security protocols may be obtained by implementing these protocols within network equipment or through the use of external mechanisms such as IPsec VPN devices.

In some telecommunications networks, management traffic is transmitted on a separate network from that carrying the service provider's end-user traffic. In these networks, security threats to the management plane are isolated from malicious activity on the end-user plane. With evolving telecommunications networks however, management traffic is often combined on a single network with end-user traffic. Combining traffic in this manner minimizes costs by requiring only a single integrated network infrastructure; however, new security challenges are introduced. Threats in the end-user plane now become threats to the management plane since the management plane becomes accessible to the multitude of end-users. Thus security, which was very important before, becomes even more critical with the evolving network.

Scope

This document provides recommendations and guidelines for using IP Network security protocols such as Internet Protocol Security (IPsec), SSL/TLS (Secure Socket Layer/Transport Layer Security) and Secure Shell (SSH) to help mitigate security risks for management traffic. The use of IP Network security protocols can be used to provide a basic level of network security for the 3GPP Itf-N interface and underlying network used to transport management traffic. In addition to the use of IP Network security protocols, other aspects of security including operator authentication/authorization, operating system hardening and security event logging must also be considered to provide an overall secure solution, however these aspects are beyond the scope of this document.

Framework Model

The framework model used by this document is from Figure 1, clause 5.1.1 of TS 32.101 [TS 32.101]. This diagram, reproduced below in Figure 1, identifies a set of interfaces used by 3GPP. The recommendations of this document apply specifically to management interfaces of Type 2 [EM-NM; also known as Interface N], including the underlying IP transport network used to support this interface.

The recommendations and guidelines in this document may also be considered in future to provide security for other interfaces such as the Type 1 [NE-EM] interface.

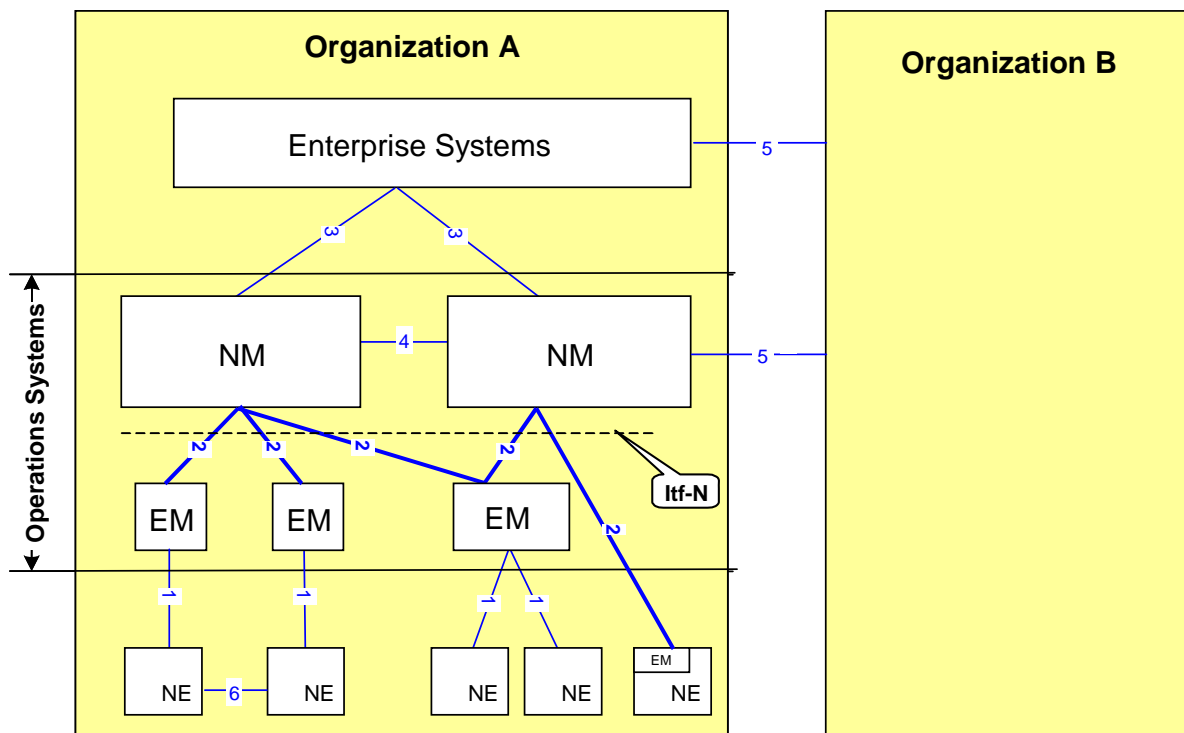


Figure A.1: 3GPP Management System Interactions

Security Threats

A number of serious security threats are commonly associated with the OAM&P management network infrastructure. Security threats include Masquerade, Eavesdropping, Unauthorized Access, Loss/Corruption of Information, Repudiation, Forgery and Denial of Service.

Attacks may be launched from inside the network by insiders such as disgruntled employees and also from external sources such as hackers. IP Network security protocols such as IPsec, SSL/TLS and SSH can be effective in mitigating many of these security threats. In addition, other security services may be able to make use of security provided by the IP Network security protocols. For example passwords used for application level authentication will be protected against eavesdropping when transmitted over a network infrastructure secured by IP Network security protocols.

Table 1, taken from ITU-T Recommendation M.3016, illustrates a mapping of security functions required to mitigate identified security threats [M.3016]. In Table 2, the general capabilities of IP Network security protocols (IPsec, SSL/TLS and SSH) is mapped against required security functions. This illustrates how IP Network security protocols can help mitigate security vulnerabilities.

**Table A.1: Correlation of Security Management Functional Area with Threats
(from ITU-T Recommendation M.3016 [2])**

Functional Requirement Area	Security Management	Masquerade	Eavesdropping	Unauthorized access	Loss/corruption of information	Reputation	Forgery	Denial of Service
Verification of identities		x		x				
Controlled access and authorization				x				x
Protection of confidentiality			x	x				
Protection of data integrity					x			
Activity logging		x		x		x	x	x
Alarm reporting		x		x	x			x
Audit		x		x		x	x	x

Table A.2: Correlation of Security Functional Area with Security Services Provided by IP Network Security Protocols

Functional Requirement Area	Threat Mitigation Measures Provided by IP Network Security Protocols.
Verification of identities	Machine-to-machine (server-to-server) authentication services can be provided based on password or X.509 certificates. Application layer authentication is not provided.
Controlled access and authorization	Network/transport layer packet filtering service can reject non-authorized packets.
Protection of confidentiality	Confidentiality service is provided by underlying encryption technology within the Network Security protocol. The strength of the encryption service can vary to extremely strong dependent on underlying encryption algorithm and key length chosen.
Protection of data integrity	Strong data integrity service is provided by underlying cryptographic service within the Network Security protocol. (E.g. Keyed Hashed Message Authentication Code with Secure Hash Algorithm-1).
Activity logging	Not provided.
Alarm reporting	Not provided.
Audit	Not provided.

Security Solutions

Application Layer Security

Application layer security provides a security solution targeted specifically to a particular application, which must be implemented in the end hosts. Application layer security has the advantage of easy access to user credentials because it operates in the context of the user, which makes user AAA services easier to implement. Also, an application can be extended for security without having to depend on the operating system to provide these services.

The disadvantage of application level security is that security mechanisms must be designed independently for every application that needs to be secured. Thus, it is very difficult to create seamless and scalable security architectures using only application layer security.

Transport Layer Security

Transport layer security provides security services at the Transport layer (Layer 4). SSL, which has been revised and standardized by the Internet Engineering Task Force (IETF) as TLS, is the security protocol that provides security at the transport layer.

A single SSL/TLS instance can be used to create multiple SSL/TLS sessions through an Internet protocol (IP) network to provide security for various applications. Modifications are required to each application to allow that application to request SSL/TLS security services. SSL/TLS is the de-facto standard for Web-based HTTP traffic, and all standard Web browsers include built-in SSL/TLS technology.

Because SSL/TLS technology does not operate in the context of the user, obtaining user context is difficult, making it harder to implement user AAA services. SSL/TLS is applicable only to TCP traffic and cannot be used to protect UDP traffic.

Network Layer Security

Network layer security provides security services at the Network layer (Layer 3). The IETF IPsec Suite is the security protocol that provides security at the network layer. IPsec is optional for IPv4 and a mandatory component of IPv6. IPsec can be used to protect data from any different application or transport protocols. No modifications are required to the applications, and the security services appear transparent to the applications. IPsec is the de-facto standard used for creating network layer virtual private networks. (IPsec VPN).

Because IPsec technology does not operate in the context of the user, obtaining user context is difficult, making it harder to implement user AAA services.

Recommendations

Service providers are increasingly using in-band network management and thus logical separation of management traffic through the use of IP network security protocols is a beneficial security practice. Also, security statistics show that up to 70% of all compromises of resources are caused by “insiders”. Use of IP network security protocols for management traffic provides a good degree of protection against insiders with the exception of the small group of insiders that have legitimate access to the encryption keys.

It is recommended to provide baseline infrastructure security between machines communicating across the Itf-N through the use of IP network security protocols such as IPsec, SSL/TLS and SSH. These IP network security protocols employ security services through the use of cryptographic mechanisms and provide services including data confidentiality, data integrity, machine-to-machine authentication, and others. The recommended IP network security protocols are IPsec (Internet Protocol security suite), Secure Shell (SSH), and Secure Socket Layer/Transport Layer Security (SSL/TLS), and the choice and use of a particular IP network security protocol is based on particular service provider requirements.

External IPsec VPN devices may also be used to meet these recommendations for protection of management traffic. Using an external IPsec VPN instead of embedded IPsec solutions however introduces extra complexity and does not provide end-to-end protection between management servers. Thus the preferred longer-term solution is to incorporate the capability directly into the management platforms.

All of the IP network security protocols rely on underlying cryptographic algorithms such as AES (Advanced Encryption Standard), DES (Data Encryption Standard), TDEA (Triple Data Encryption Algorithm), HMAC-MD5 (Hashed Message Authentication Code with Message Digest 5), HMAC-SHA-1 (Hashed Message Authentication Code with Secure Hash Algorithm-1), RSA (Rivest, Shamir, Adleman) and other cryptographic algorithms to provide the security services. Please note that the choice of particular cryptographic algorithms and key lengths for use with IP network security protocols is based on particular service provider and market requirements, and no specific recommendations are made in this document. {References [FIPS-46-3], [FIPS-197], [RFC 2403], [RFC 2404], [RFC 2437]}.

IPsec Security Services:

Overview and Capabilities

IPsec addresses security at the IP layer, provided through the use of a combination of cryptographic and protocol security mechanisms. IPsec protocol runs between the Network layer (Layer 3) and the Transport layer (Layer 4) and can be used to protect any type of data traffic (TCP or UDP) and is independent of applications. IPsec is designed to provide interoperable, high quality, cryptographically-based security for IPv4 and IPv6. The set of security services offered by IPsec includes:

- a) Data integrity
- b) Data origin authentication based on IP address
- c) Machine-to-machine authentication
- d) Anti-Replay Protection
- e) Data confidentiality
- f) Cryptographic key exchange

These objectives are met through the use of two traffic security services, the Authentication Header (AH) and the Encapsulating Security Payload (ESP), and through the use of cryptographic key management procedures and protocols. AH service provides data origin authentication, machine-to-machine authentication and data integrity for IP packets. ESP service provides data confidentiality service in addition to data origin authentication, machine-to-machine authentication and data integrity for IP packets. IPsec mechanisms also designed to be cryptographic algorithm-independent to permits selection of different sets of algorithms without affecting the other parts of the implementation.

Key Management is provided by the Internet Key Exchange (IKE) protocol. Both manual and automatic mechanisms for key negotiation between endpoints are provided. Automatic key negotiation can be based on pre-shared keys (e.g. passwords) or X.509 certificates.

Recommendations for use of IPsec for Itf-N Security

This section provides basic recommendation for the use of IPsec for protection of network management traffic crossing the Itf-N interface, and is not intended to be exhaustive.

- a) The Itf-N servers operate in a client-server (host to host) environment and therefore the use IPsec transport mode versus IPsec tunnel mode is recommended.
- b) ESP service is recommended versus AH service since it can provide encryption service and/or authentication services. AH service can only provide authentication service.
- c) It is recommended to use always use the optional ESP authentication service when using ESP encryption service.
- d) If only authentication services are needed, it is recommended to use ESP service with null encryption to accomplish this.
- e) It is recommended to choose underlying cryptographic algorithms depending on service provider and market requirements. (For North American applications 128 bit AES should be strongly considered).
- f) References [RFC 2401], [RFC 2402], [RFC 2403], [RFC 2404], [RFC 2405], [RFC 2406], [RFC 2407], [RFC 2408], [RFC 2409], [RFC 2410], [RFC 2411], [RFC 2412], [RFC 3602], [RFC 2451], [FIPS-197].

SSL/TLS Security Services:

Overview and Capabilities

The Secure Sockets Layer (SSL) security protocol provides data encryption, server authentication, message integrity, and optional client authentication for a TCP/IP connection at the transport layer (layer 4). SSL is currently at revision 3.0. Transport Layer Security (TLS) is the IETF standardized version of SSL which includes security enhancements over SSL including:

- Required Diffie-Hellman and DSA digital signatures algorithm (DSA) support, with optional RSA support.
- Use of stronger hashed message authentication algorithm (HMAC) instead of a non-standard SSL defined MAC algorithm.
- Modified key generation algorithm which uses MD5 (Message Digest 5) and SHA-1 (Secure Hash Algorithm 1) with the HMAC.

The SSL/TLS protocol runs above the Network Layer (Layer 4) and works with Transport Control Protocol (TCP) protocol only and cannot work with User Datagram Protocol (UDP). The application layer protocols that commonly run on top of SSL/TLS include, but are not limited to, Hypertext Transport Protocol (HTTP), the Lightweight Directory Access Protocol (LDAP), and the Internet Messaging Access Protocol. Higher application-level protocol can work above SSL/TLS without any regard for SSL/TLS; however the application level must be linked to SSL/TLS through the use of I/O callbacks.

The SSL/TLS protocol provides three security functions for TCP traffic: data confidentiality, data integrity and authentication.

The SSL/TLS security protocol architecture provides two layers which run over TCP: The SSL/TLS Upper Layer Protocols, and the SSL/TLS Record Protocol.

The SSL/TLS Upper Layer Protocols includes the SSL/TLS Handshake Protocol, SSL/TLS Cipher Change Protocol, and the SSL/TLS Alert Protocol for notifications. SSL/TLS sessions are initially created by the SSL/TLS handshake protocol which provides:

- a) Negotiation of authentication and security mechanisms.
- b) Authentication of client and server. (Using the server and client public/private keys).
- c) Establishment of security keys.

Once the SSL/TLS session is established, the SSL/TLS Record Protocol is used for bulk data transport services. The SSL/TLS Record Protocol provides:

- a) Data origin authentication based on the server keys.
- b) Data integrity.
- c) Confidentiality.

Recommendations for use of SSL/TLS for Itf-N Security

This section provides basic recommendation for the use of SSL/TLS for protection of network management traffic crossing the Itf-N interface, and is not intended to be exhaustive.

- a) Where SSL/TLS is required, either SSLv3 or TLS may be used. However, it is noted that TLS has enhanced security over SSL.
- b) SSL/TLS allows either unidirectional authentication where the server is authenticated to the client only, or bidirectional authentication where both client and server authenticate to each other. Unidirectional authentication is the usual method used in the public internet, however for network management applications bidirectional authentication is recommended to allow both parties to know they are communicating with the desired endpoint.
- c) References [RFC 2246], [RFC 3546], [SSL V3].

SSH Security Services:

Overview and Capabilities

SSH is an Application Layer (Layer 7) security protocol commonly used to directly replace insecure protocols Telnet and File Transfer Protocol (FTP) protocols. Telnet and FTP are insecure protocols which transmit passwords and all other data in the clear. SSH can also be used to protect other protocols through the use of port forwarding, so it can be used as a general network security protocol.

There are two versions of SSH: SSHv1 and SSHv2. SSHv1 was developed in 1998 and is now considered insecure/obsolete.

Secure Shell 2 features are:

- Full replacement for Telnet, Rlogin, Rsh, Rcp, and FTP protocols to provide secure file transfer and file copying.
- Automatic authentication of users. (no passwords sent in clear-text).
- Bi-directional authentication (both the server and the client are authenticated).
- Tunnelling of arbitrary TCP/IP-based applications through the use of port forwarding.
- Encryption of data for data confidentiality.
- Multiple authentication options including passwords, public key, and SecureID authentication
- Multiple ciphers suites available.

The SSHv2 architecture is consists of three major components:

- The Transport Layer Protocol [RFC 4253] provides server authentication, data confidentiality, and data integrity. It may optionally also provide compression.
- The User Authentication Protocol [RFC 4252] authenticates the client-side user to the server.
- The Connection Protocol [RFC 4254] multiplexes the encrypted tunnel into several logical channels.

The connection protocol provides channels that can be used for a wide range of purposes. Standard methods are provided for setting up secure interactive shell sessions and for forwarding ("tunnelling") arbitrary TCP/IP ports and connections.

Port number 22 has been registered with the IANA as the standard port to use for SSHv2 applications.

Recommendations for use of SSH for Itf-N Security

This section provides basic recommendation for the use of SSH for protection of network management traffic crossing the Itf-N interface, and is not intended to be exhaustive.

- a) It is recommended to use SSHv2 where SSH protocol is required because of its widespread acceptance and enhanced security over SSHv1.
- b) SSHv1 should be considered insecure/obsolete.
- c) Interoperating with an SSHv1 protocol is not recommended and SSHv1 connection attempts should be rejected.
- d) References [RFC 4251], [RFC 4253], [RFC 4252], [RFC 4254].

Conclusions/Recommendations

IP Network Security protocols (IPsec, SSL/TLS or SSH) can be used to provide baseline infrastructure security between machines communicating across the Itf-N. It is recommended to use these IP Network security protocols to provide underlying security for the 3GPP OA&M network, with the choice of protocols and cryptographic dependant on particular service provider and market requirements.

References

[TS 32.101]	3GPP TS 32.101: "Telecommunication management; Principles and high level requirements".
[M.3016]	ITU-T Recommendation M.3016 (1998): "TMN security overview".
[RFC2401]	IETF RFC 2401, "Security Architecture for the Internet Protocol", November 1998, S. Kent, R. Atkinson; http://www.ietf.org/rfc/rfc2401.txt?number=2401
[NDS/IP]	3GPP TS 33.210, 3rd Generation Partnership Project; Technical Specification Group Services and System Aspects; 3G Security; Network Domain Security; IP network layer security.
[RFC 2402]	IETF RFC 2402, "Internet Protocol Authentication Header", November 1998, S. Kent, R. Atkinson; http://www.ietf.org/rfc/rfc2402.txt?number=2402
[RFC 2403]	IETF RFC 2403, " The Use of HMAC-MD5-96 within ESP and AH," http://www.ietf.org/rfc/rfc2403.txt?number=2403
[RFC 2404]	IETF RFC 2404, " The Use of HMAC-SHA-1-96 within ESP and AH," http://www.ietf.org/rfc/rfc2404.txt?number=2404
[RFC 2405]	IETF RFC 2405, "The ESP DES CBC Cipher Algorithm with Explicit IV," http://www.ietf.org/rfc/rfc2405.txt?number=2405
[RFC 2406]	IETF RFC 2406, "IP Encapsulating Security Payload (ESP)," http://www.ietf.org/rfc/rfc2406.txt?number=2406
[RFC 2407]	IETF RFC 2407, "The Internet IP Security Domain of Interpretation for ISAKMP," http://www.ietf.org/rfc/rfc2407.txt?number=2407
[RFC 2408]	IETF RFC 2408, " Internet Security Association and Key Management Protocol," http://www.ietf.org/rfc/rfc2408.txt?number=2408
[RFC 2409]	IETF RFC 2409, "Internet Key Exchange," http://www.ietf.org/rfc/rfc2409.txt?number=2409
[RFC 2410]	IETF RFC 2410, "The Null Encryption Algorithm and Its Use with IPsec," http://www.ietf.org/rfc/rfc2410.txt?number=2410
[RFC 2411]	IETF RFC 2411, "IP Security Document Roadmap," http://www.ietf.org/rfc/rfc2411.txt?number=2411
[RFC 2412]	IETF RFC 2412, "The OAKLEY Key Determination Protocol," http://www.ietf.org/rfc/rfc2412.txt?number=2412
[RFC 3602]	IETF RFC 3602, "The AES-CBC Cipher Algorithm and Its Use with IPsec" https://www.rfc-editor.org/rfc/rfc3602.txt
[RFC 2451]	The ESP CBC-Mode Cipher Algorithms http://www.ietf.org/rfc/rfc2451.txt
[RFC 2246]	IETF RFC 2236, "The TLS Protocol, Version 1.0" ftp://ftp.rfc-editor.org/in-notes/rfc2246.txt
[RFC 3546]	IETF RFC 3546, "Transport Layer Security (TLS) Extensions" ftp://ftp.rfc-editor.org/in-notes/rfc3546.txt
[SSL V3]	Secure Socket Layer Version 3.0 Specification, Netscape Communications. http://wp.netscape.com/eng/ssl3/
[RFC 4251]	IETF RFC 4251, "The Secure Shell (SSH) Protocol Architecture" https://www.rfc-editor.org/rfc/rfc4251.txt
[RFC 4253]	IETF RFC 4253, "The Secure Shell (SSH) Transport Layer Protocol" https://www.rfc-editor.org/rfc/rfc4253.txt
[RFC 4252]	IETF RFC 4252 "The Secure Shell (SSH) Authentication Protocol" https://www.rfc-editor.org/rfc/rfc4252.txt
[RFC 4254]	IETF RFC 4254, "The Secure Shell (SSH) Connection Protocol" https://www.rfc-editor.org/rfc/rfc4254.txt
[FIPS-46-3]	Data Encryption Standard. (Describes both DES and 3DES). http://csrc.nist.gov/publications/fips/fips46-3/fips46-3.pdf
[FIPS-197]	Advanced Encryption Standard (AES), FIPS Publication 197, National Institute of Standards and Technology, November 2001. http://csrc.nist.gov/publications/fips/fips197/fips-197.pdf
[FIPS-197]	Advanced Encryption Standard (AES), FIPS Publication 197, National Institute of Standards and Technology, November 2001. http://csrc.nist.gov/publications/fips/fips197/fips-197.pdf

[RFC 2437]	PKCS #1: RSA Cryptography Specifications Version 2.0. B. Kaliski, J. Staddon. October 1998 http://www.ietf.org/rfc/rfc2437.txt?number=2437
---------------	---

Annex B (informative): Firewalls for Network Security to Support Itf-N

A firewall is a fundamental security building block that provides network isolation at boundaries between network segments or between different networks. A firewall performs isolation based on specific traffic filtering rules configured onto the firewall. Firewalls may be used in conjunction with other security mechanisms to provide an additional layer of security for the Itf-N interface. For the Itf-N interface, firewalls may be used to only allow traffic between the IRPManager and IRPAgent host machines to transit the firewall boundaries. The addition of firewalls at the Itf-N interface helps provide “defence in depth” security whereby multiple security mechanisms are overlaid to achieve stronger security.

A firewall examines both inbound and outbound traffic, and should be configured to deny all traffic unless specifically allowed by the firewall rules. A firewall may also provide logging of traffic and trigger alarms when unauthorized packets are detected. Firewalls can physically be provided for the Itf-N interface as separate appliances at the IRPManager and IRPAgent host machines or may be provided as software on the host machines themselves. Types of firewalls include static packet filtering, application layer, and state aware packet filtering firewalls. Any of the firewall types may be used to provide protection for the Itf-N interface, and the choice will depend on particular customer needs and preferences.

Static packet filtering firewalls examine incoming and outgoing packets and apply a set of rules to determine whether packets will be allowed to transit the firewall or be dropped. This determination is typically based on the packet source and destination IP addresses, the protocol type, and the TCP source and destination ports. Depending on the packet and the criteria, the firewall will drop or forward the packet, and possibly create a log entry and/or raise an alarm. Some static packet filtering firewalls may also provide deeper inspection of packets, possibly up to the application layer.

Application layer firewalls run applications on behalf of the machines in the network they are protecting, and are often called “proxy” firewalls. When performing the applications, application layer firewalls will detect any anomalous activity and if found will not pass the data onto the machines they are protecting. Application layer firewalls must be enabled with all necessary application and must run these applications on behalf of all protected machines. Because of this, application layer firewalls have a high impact on network performance.

State aware firewalls perform packet filtering functions similar to static packet filtering firewalls, and in addition maintain information about the state of traffic connections. The state information allows the firewall to make better decisions about whether to allow or deny particular traffic. For example, a state aware firewall may be configured to only allow traffic from machines on one side of the network to initiate communications. This is particularly useful where private networks are connected to public networks since typically only the machines on the private network are trusted to initiate data communications.

When using firewalls as an additional security mechanism for the Itf-N interface, the firewalls should be configured to allow only communication between the IRPManager and the IRPAgent host machines. Any other traffic on the network attempting to access the IRPManager or IRPAgent host machines should be denied. This will isolate the IRPManager to IRPAgent network communications from other network traffic, thereby providing a layer of protection for these machines.

Note that providing firewalls may have system engineering and product impacts, and some applications may have to be made firewall aware. Also note that firewalls will not protect against all security attacks such as an attacker spoofing legitimate IRPManager or IRPAgent packet information.

Annex C (informative): Change history

Change history								
Date	TSG #	TSG Doc.	CR	Rev	Subject/Comment	Cat	Old	New
Mar 2004	SA_23	SP-040126	--	--	Submitted to TSG SA#23 for Information	--	1.0.0	
Sep 2004	SA_25	SP-040565	--	--	Submitted to TSG SA#25 for Approval	--	2.0.0	6.0.0
Dec 2004	SA_26	SP-040805	0001	--	Correct the Introduction clause – Align with what is actually delivered in Rel-6 on Security Management	D	6.0.0	6.1.0
Jun 2006	SA_32	--	--	--	Automatic upgrade to Rel-7 (no CR)	--	6.1.0	7.0.0
Sep 2006	SA_33	SP-060531	0003	--	Update the reference of the security threats in Security Management Context	A	7.0.0	7.1.0
Mar 2007	SA_35	SP-070046	0004	--	Correct the wrong references	F	7.1.0	7.2.0
Jun 2008	SA_40	SP-080328	0005	--	Wrong Release reference	F	7.2.0	7.3.0
Jul 2008	--	--	--	--	Correction of history	--	7.3.0	7.3.1
Dec 2008	SA_42	--	--	--	Upgrade to Release 8	--	7.3.1	8.0.0
Dec 2009	-	-	-	-	Update to Rel-9 version	--	8.0.0	9.0.0
Mar 2011	-	-	-	-	Update to Rel-10 version (MCC)	--	9.0.0	10.0.0
2012-09	-	-	-	-	Update to Rel-11 version (MCC)		10.0.0	11.0.0
2014-10	-	-	-	-	Update to Rel-12 version (MCC)		11.0.0	12.0.0
2016-01	-	-	-	-	Update to Rel-13 version (MCC)		12.0.0	13.0.0
2017-03	SA#75	-	-	-	Promotion to Release 14 without technical change		13.0.0	14.0.0

Change history							
Date	Meeting	TDoc	CR	Rev	Cat	Subject/Comment	New version
2018-06						Update to Rel-15 version (MCC)	15.0.0
2020-07	-	-	-	-	-	Update to Rel-16 version (MCC)	16.0.0
2022-04	-	-	-	-	-	Update to Rel-17 version (MCC)	17.0.0
2024-09	SA#105	SP-241172	0008	1	A	Rel-17 CR 32.371 Update the IETF references to published RFCs	17.1.0

History

Document history		
V17.0.0	April 2022	Publication
V17.1.0	October 2024	Publication