

ETSI TS 132 392 V15.0.0 (2018-07)



**Digital cellular telecommunications system (Phase 2+) (GSM);
Universal Mobile Telecommunications System (UMTS);
LTE;
Telecommunication management;
Delta synchronization Integration Reference Point (IRP);
Information Service (IS)
(3GPP TS 32.392 version 15.0.0 Release 15)**



Reference

RTS/TSGS-0532392vf00

Keywords

GSM,LTE,UMTS

ETSI

650 Route des Lucioles
F-06921 Sophia Antipolis Cedex - FRANCE

Tel.: +33 4 92 94 42 00 Fax: +33 4 93 65 47 16

Siret N° 348 623 562 00017 - NAF 742 C
Association à but non lucratif enregistrée à la
Sous-Préfecture de Grasse (06) N° 7803/88

Important notice

The present document can be downloaded from:

<http://www.etsi.org/standards-search>

The present document may be made available in electronic versions and/or in print. The content of any electronic and/or print versions of the present document shall not be modified without the prior written authorization of ETSI. In case of any existing or perceived difference in contents between such versions and/or in print, the only prevailing document is the print of the Portable Document Format (PDF) version kept on a specific network drive within ETSI Secretariat.

Users of the present document should be aware that the document may be subject to revision or change of status.

Information on the current status of this and other ETSI documents is available at

<https://portal.etsi.org/TB/ETSIDeliverableStatus.aspx>

If you find errors in the present document, please send your comment to one of the following services:

<https://portal.etsi.org/People/CommiteeSupportStaff.aspx>

Copyright Notification

No part may be reproduced or utilized in any form or by any means, electronic or mechanical, including photocopying and microfilm except as authorized by written permission of ETSI.

The content of the PDF version shall not be modified without the written authorization of ETSI.

The copyright and the foregoing restriction extend to reproduction in all media.

© ETSI 2018.

All rights reserved.

DECT™, **PLUGTESTS™**, **UMTS™** and the ETSI logo are trademarks of ETSI registered for the benefit of its Members.
3GPP™ and **LTE™** are trademarks of ETSI registered for the benefit of its Members and
of the 3GPP Organizational Partners.

oneM2M logo is protected for the benefit of its Members.

GSM® and the GSM logo are trademarks registered and owned by the GSM Association.

Intellectual Property Rights

Essential patents

IPRs essential or potentially essential to normative deliverables may have been declared to ETSI. The information pertaining to these essential IPRs, if any, is publicly available for **ETSI members and non-members**, and can be found in ETSI SR 000 314: *"Intellectual Property Rights (IPRs); Essential, or potentially Essential, IPRs notified to ETSI in respect of ETSI standards"*, which is available from the ETSI Secretariat. Latest updates are available on the ETSI Web server (<https://ipr.etsi.org/>).

Pursuant to the ETSI IPR Policy, no investigation, including IPR searches, has been carried out by ETSI. No guarantee can be given as to the existence of other IPRs not referenced in ETSI SR 000 314 (or the updates on the ETSI Web server) which are, or may be, or may become, essential to the present document.

Trademarks

The present document may include trademarks and/or tradenames which are asserted and/or registered by their owners. ETSI claims no ownership of these except for any which are indicated as being the property of ETSI, and conveys no right to use or reproduce any trademark and/or tradename. Mention of those trademarks in the present document does not constitute an endorsement by ETSI of products, services or organizations associated with those trademarks.

Foreword

This Technical Specification (TS) has been produced by ETSI 3rd Generation Partnership Project (3GPP).

The present document may refer to technical specifications or reports using their 3GPP identities, UMTS identities or GSM identities. These should be interpreted as being references to the corresponding ETSI deliverables.

The cross reference between GSM, UMTS, 3GPP and ETSI identities can be found under <http://webapp.etsi.org/key/queryform.asp>.

Modal verbs terminology

In the present document "**shall**", "**shall not**", "**should**", "**should not**", "**may**", "**need not**", "**will**", "**will not**", "**can**" and "**cannot**" are to be interpreted as described in clause 3.2 of the [ETSI Drafting Rules](#) (Verbal forms for the expression of provisions).

"**must**" and "**must not**" are **NOT** allowed in ETSI deliverables except when used in direct citation.

Contents

Intellectual Property Rights	2
Foreword.....	2
Modal verbs terminology.....	2
Foreword.....	5
Introduction	5
1 Scope	6
2 References	6
3 Definitions and abbreviations.....	6
3.1 Definitions	6
3.2 Abbreviations	7
4 System overview	8
4.1 System context	8
5 Information Object Classes	8
5.1 Information entities imported and local labels	8
5.2 Class Diagram	8
5.2.1 Attributes and relationships	8
5.2.2 Inheritance	9
5.3 Information Object Class (IOC) definitions	9
5.3.1 DeltaSynchronizationIRP	9
5.3.1.1 Definition	9
5.4 Information relationship definitions	10
5.5 Information attribute definition	10
6 Interface definition	11
6.1 Class diagram	11
6.2 Generic rules	11
6.3 deltaSynchGenericParts Interface (M)	12
6.3.1 Operation manageDeltaSynchronization (M)	12
6.3.1.1 Definition	12
6.3.1.2 Input parameters.....	12
6.3.1.3 Output parameters.....	12
6.3.1.4 Pre-condition.....	12
6.3.1.5 Post-condition	12
6.3.1.6 Exceptions.....	12
6.3.2 Operation getAvailableDeltaSynchPoints (O)	13
6.3.2.1 Definition	13
6.3.2.2 Input parameters.....	13
6.3.2.3 Output parameters.....	13
6.3.2.4 Pre-condition.....	13
6.3.2.5 Post-condition	14
6.3.2.6 Exceptions.....	14
6.3.3 Notification notifyNewDeltaSynchPoint (O)	15
6.3.3.1 Definition	15
6.3.3.2 Input Parameters	15
6.3.3.3 Triggering Event	15
6.3.3.3.1 From-state.....	15
6.3.3.3.2 To-state.....	16
6.3.4 Notification notifyStatusOfDeltaSynchChanged (O).....	17
6.3.4.1 Definition	17
6.3.4.2 Input Parameters	17
6.3.4.3 Triggering Event	17
6.3.4.3.1 From-state.....	17
6.3.4.3.2 To-state.....	17

6.4	deltaSynchOfCMDData Interface (O)	18
6.4.1	Operation triggerDeltaSynchOfCMDData (M)	18
6.4.1.1	Definition	18
6.4.1.2	Input parameters	18
6.4.1.3	Output parameters	19
6.4.1.4	Pre-condition	20
6.4.1.5	Post-condition	20
6.4.1.6	Exceptions	20
6.5	deltaSynchOfAlarmData Interface (O)	21
6.5.1	Operation triggerDeltaSynchOfAlarms (M)	21
6.5.1.1	Definition	21
6.5.1.2	Input parameters	22
6.5.1.3	Output parameters	23
6.5.1.4	Pre-condition	23
6.5.1.5	Post-condition	24
6.5.1.6	Exceptions	24
7	Operation Modes	25
7.1	Delta Synchronization Mode DSM1	25
7.2	Delta Synchronization Mode DSM2	25
7.3	Delta Synchronization Mode DSM3	25
Annex A (informative): Modes of operation for delta synchronization.....		26
A.1	Operation Mode DSM1	26
A.2	Operation Mode DSM2	26
A.3	Operation Mode DSM3	26
Annex B (informative): Change history		27
History		28

Foreword

This Technical Specification has been produced by the 3rd Generation Partnership Project (3GPP).

The contents of the present document are subject to continuing work within the TSG and may change following formal TSG approval. Should the TSG modify the contents of the present document, it will be re-released by the TSG with an identifying change of release date and an increase in version number as follows:

Version x.y.z

where:

- x the first digit:
 - 1 presented to TSG for information;
 - 2 presented to TSG for approval;
 - 3 or greater indicates TSG approved document under change control.
- y the second digit is incremented for all changes of substance, i.e. technical enhancements, corrections, updates, etc.
- z the third digit is incremented when editorial only changes have been incorporated in the document.

Introduction

The present document is part of a TS-family covering the 3rd Generation Partnership Project; Technical Specification Group Services and System Aspects; Telecommunication management; as identified below:

32.391: "Delta Synchronization Integration Reference Point (IRP); Requirements".

32.392: "Delta Synchronization Integration Reference Point (IRP); Information Service (IS)".

32.396: "Delta Synchronization Integration Reference Point (IRP); Solution Set (SS) definitions".

The Itf-N interface is built up by a number of IRPs and a related Name Convention, which realise the functional capabilities over this interface. The basic structure of the IRPs is defined in 3GPP TS 32.101 [1] and 3GPP TS 32.102 [2].

IRPManagers (typically Network Management Systems) and IRPAgents (typically EMs or NEs) synchronize their data concerning alarms or configuration data. In certain scenarios this synchronization is lost or not done. This IRP provides functionality to significantly reduces the amount of data which needs to be transferred in order to re-establish synchronization.

1 Scope

The purpose of Delta Synchronization IRP is to define an interface through which an IRPManager can request only those data which changed (i.e. changed, were created or deleted) from a synchronization point onwards.

The present document is the Information Service of Delta Synchronization IRP. It defines, for the purpose of Delta Synchronization, the information observable and controlled by management system's client and it also specifies the semantics of the interactions used to carry this information.

2 References

The following documents contain provisions that, through reference in this text, constitute provisions of the present document.

- References are either specific (identified by date of publication, edition number, version number, etc.) or non-specific.
- For a specific reference, subsequent revisions do not apply.
- For a non-specific reference, the latest version applies. In the case of a reference to a 3GPP document (including a GSM document), a non-specific reference implicitly refers to the latest version of that document in the same Release as the present document.

- [1] 3GPP TS 32.101: "Telecommunication management; Principles and high level requirements".
- [2] 3GPP TS 32.102: "Telecommunication management; Architecture".
- [3] 3GPP TS 32.302: "Telecommunication management; Configuration Management (CM); Notification Integration Reference Point (IRP): Information Service (IS)".
- [4] 3GPP TS 32.391: "Telecommunication management; Delta Synchronization Integration Reference Point (IRP): Requirements".
- [5] 3GPP TS 32.150: "Telecommunication management; Integration Reference Point (IRP) Concept and definitions".
- [6] 3GPP TS 32.622: "Telecommunication management; Configuration Management (CM); Generic network resources Integration Reference Point (IRP): Network Resource Model (NRM)".
- [7] 3GPP TS 32.312: "Telecommunication management; Generic Integration Reference Point (IRP) management; Information Service (IS)".
- [8] 3GPP TS 32.602: "Telecommunication management; Configuration Management (CM); Basic CM Integration Reference Point (IRP): Information Service (IS)".
- [9] 3GPP TS 32.662: "Telecommunication management; Configuration Management (CM); Kernel CM; Information Service (IS)".
- [10] 3GPP TS 32.342: "Telecommunication management; File Transfer (FT); Integration Reference Point (IRP): Information Service (IS)".
- [11] 3GPP TS 32.111-2: "Telecommunication management; Fault Management; Part 2: Alarm Integration Reference Point (IRP): Information Service (IS)".

3 Definitions and abbreviations

3.1 Definitions

For the purposes of the present document, the terms and definitions given in 3GPP TS 32.101 [1], 3GPP TS 32.102 [2] and 3GPP TS 32.391 [4] apply.

synchPoint Creation Policy: The IRPAgent may create synchronizationPoint in different policies. These policies are called synchPoint creation policies. There are two synchPoint Creation policies:

AgentScheduledPolicy: A new synchronizationPoint is created by the IRPAgent on the IRPAgent's internal decision, that decision is not related to any IRPManager's operations. In this mode, after successful delta synchronization, the IRPAgent does not create a new synchronizationPoint.

ManagerRequestPolicy: The new synchronizationPoint is requested by the IRPManager. The exact time for this synchronizationPoint is determined by the IRPAgent.

The IRPAgent that supports either AgentScheduledPolicy or ManagerRequestPolicy to create a new synchronizationPoint can claim compliance to this specification.

3.2 Abbreviations

For the purposes of the present document, the following abbreviations apply:

CM	Configuration Management
EM	Element Manager
IOC	Information Object Class
IRP	Integration Reference Point
IS	Information Service (see 3GPP TS 32.101 [1])
Itf-N	Interface N
NE	Network Element

4 System overview

4.1 System context

The general definition of the System Context for the present IRP is found in 3GPP TS 32.150 [5], clause 4.7.

In addition, the set of related IRP(s) relevant to the present IRP is shown in figures 4.1-1 and 4.1-2.

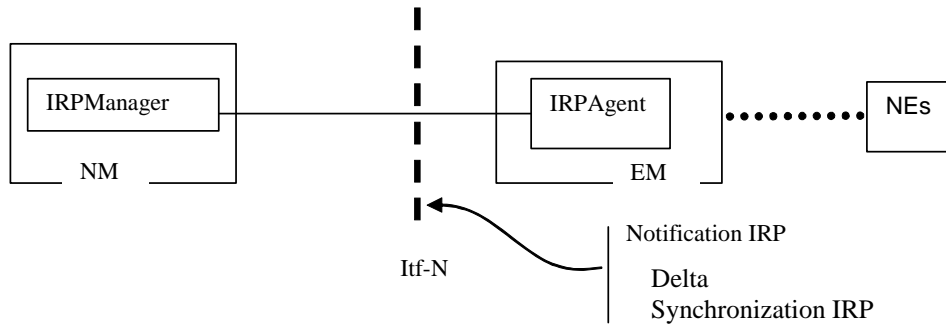


Figure 4.1.1: System Context A

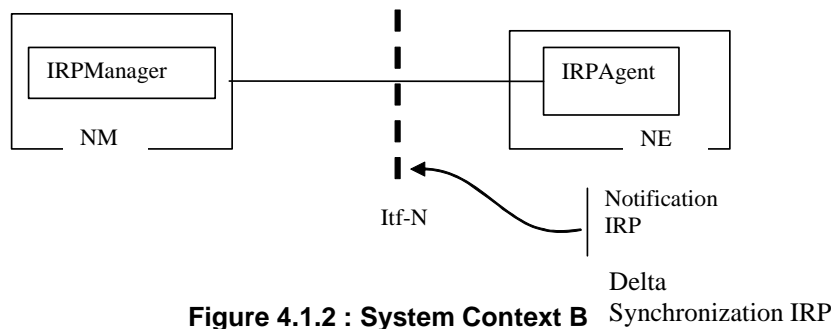


Figure 4.1.2 : System Context B

5 Information Object Classes

5.1 Information entities imported and local labels

Label reference	Local label
3GPP TS 32.622 [6], information object class, Top	Top
3GPP TS 32.622 [6], information object class, IRPAgent	IRPAgent
3GPP TS 32.622 [6], information object class, GenericIRP	GenericIRP
3GPP TS 32.312 [7], information object class, ManagedGenericIRP	ManagedGenericIRP
3GPP TS 32.302 [3], information object class, NotificationIRP	NotificationIRP

5.2 Class Diagram

5.2.1 Attributes and relationships

This clause introduces the set of Information Object Classes (IOCs) that encapsulate information within the IRPAgent. The intent is to identify the information required for the delta synchronization IRP Agent implementation

of its operations and notification emission. This clause provides the overview of all support object classes in UML. Subsequent clauses provide more detailed specification of various aspects of these support object classes.

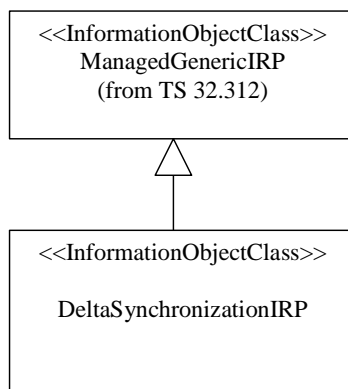


Figure 5.2.1: Information Object Class (IOC) UML Diagram

5.2.2 Inheritance

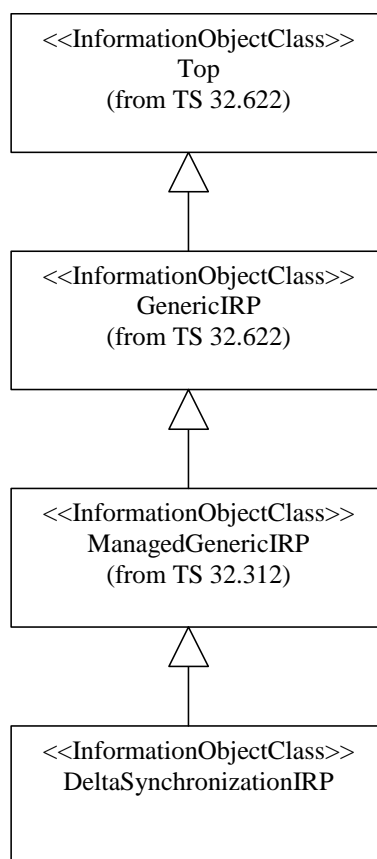


Figure 5.2.2: Information Object Class (IOC) Inheritance UML Diagram

5.3 Information Object Class (IOC) definitions

5.3.1 DeltaSynchronizationIRP

5.3.1.1 Definition

DeltaSynchronizationIRP is the representation of the delta synchronization capabilities specified by the present document. This IOC inherits from ManagedGenericIRP IOC specified in 3GPP TS 32.312 [7].

5.4 Information relationship definitions

none

5.5 Information attribute definition

none

6 Interface definition

6.1 Class diagram

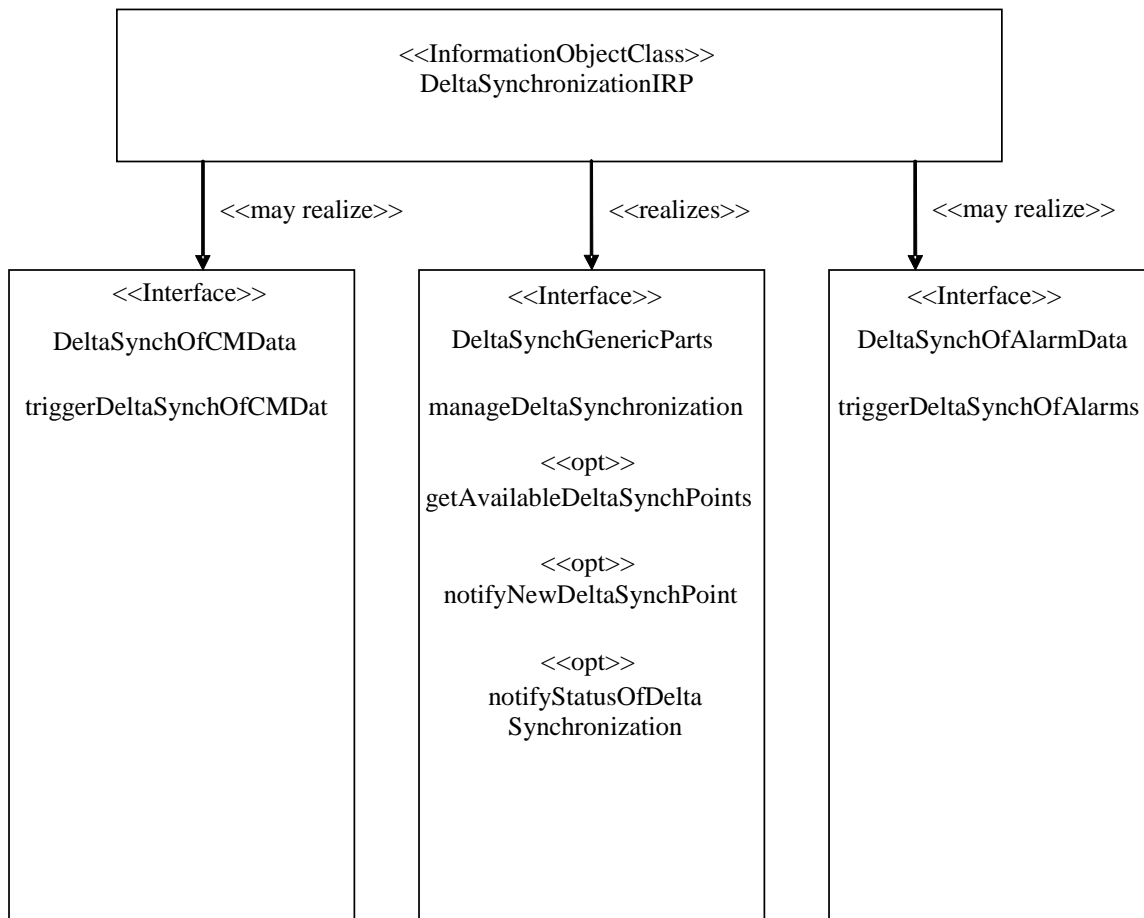


Figure 6.1: Class diagram

6.2 Generic rules

Rule 1: each operation with at least one input parameter supports a pre-condition `valid_input_parameter` which indicates that all input parameters shall be valid with regards to their information type. Additionally, each such operation supports an exception `operation_failed_invalid_input_parameter` which is raised when pre-condition `valid_input_parameter` is false. The exception has the same entry and exit state.

Rule 2: each operation with at least one optional input parameter supports a set of pre-conditions `supported_optional_input_parameter_xxx` where "xxx" is the name of the optional input parameter and the pre-condition indicates that the operation supports the named optional input parameter. Additionally, each such operation supports an exception `operation_failed_unsupported_optional_input_parameter_xxx` which is raised when (a) the pre-condition `supported_optional_input_parameter_xxx` is false and (b) the named optional input parameter is carrying information. The exception has the same entry and exit state.

Rule 3: each operation shall support a generic exception `operation_failed_internal_problem` which is raised when an internal problem occurs and that the operation cannot be completed. The exception has the same entry and exit state.

6.3 deltaSynchGenericParts Interface (M)

6.3.1 Operation manageDeltaSynchronization (M)

6.3.1.1 Definition

This operation allows an IRPManager to activate or deactivate the delta synchronization functionality for CMDData or/and AlarmData. A change of at least one activation status triggers the sending of `notifyStatusOfDeltaSynchronization`.

As default settings the delta synchronization functionality for both alarms and CM data is deactivated.

6.3.1.2 Input parameters

Parameter Name	Qualifier	Information type	Comment
<code>managerReference</code>	M	See 32.302 [3]	See 3GPP TS 32.302 [3]
<code>manageDeltaSynchForAlarmData</code>	CM	ENUM (Activate, Deactivate)	Constraint: <code>manageDeltaSynchForCMDData</code> is absent.
<code>manageDeltaSynchForCMDData</code>	CM	ENUM (Activate, Deactivate)	Constraint: <code>manageDeltaSynchForAlarmData</code> is absent

6.3.1.3 Output parameters

Parameter Name	Qualifier	Matching Information	Comment
<code>status</code>	M	ENUM (Success, Failure)	If the functionality is already activated/disactivated the output value is <code>Success</code> and no <code>notifyStatusOfDeltaSynchronization</code> is triggered. Failure reasons are: <code>DeltaSynchNotSupportedForCMDData</code> , <code>DeltaSynchNotSupportedForAlarmData</code> and other unspecified reasons.

6.3.1.4 Pre-condition

`deltaSynchSupported`

Assertion Name	Definition
<code>deltaSynchSupported</code>	The IRPAgent supports the delta synchronization functionality.

6.3.1.5 Post-condition

`requestGranted`

Assertion Name	Definition
<code>requestGranted</code>	The delta synchronization functionality is activated or deactivated according to the input parameters <code>manageDeltaSynchForAlarmData</code> and <code>manageDeltaSynchForCMDData</code> .

6.3.1.6 Exceptions

Name	Properties
<code>operation_failed</code>	Condition: the pre-condition is false or the post-condition is false. Returned Information: The output parameter <code>status</code> . Exit state: Entry state.

6.3.2 Operation getAvailableDeltaSynchPoints (O)

6.3.2.1 Definition

This operation allows an IRPManager to request information about the synchronization points for which the IRPManager can request delta synch data from the IRPAgent.

6.3.2.2 Input parameters

Parameter Name	Qualifier	Information type	Comment
managerReference	O	See 32.302 [3]	See 3GPP TS 32.302 [3]
synchPointsForCMDDataRequested	CM	Boolean	Constraint: synchPointsForAlarmDataRequested is absent
synchPointsForAlarmDataRequested	CM	Boolean	Constraint: synchPointsForCMDDataRequested is absent

Remark: The constraints allow the simultaneous presence of both `synchPointsForCMDDataRequested` and `synchPointsForAlarmDataRequested` in the input.

6.3.2.3 Output parameters

Parameter Name	Qualifier	Matching Information	Comment
synchPointListForAlarms	CM	LIST of SynchPoint	Constraint: <code>synchPointsForAlarmDataRequested</code> was present in the input and had value TRUE. If <code>synchPointsForAlarmDataRequested</code> was not present, then this parameter shall not be present in the output. If delta synchronization for alarm data is deactivated, then this list shall be empty. The content of this list is valid, if the <code>status</code> is either <code>Success</code> or <code>DeltaSynchNotSupportedForCMDData</code> or <code>DeltaSynchForCMDDataDeactivated</code>
synchPointListForCMDData	CM	LIST of SynchPoint	Constraint: <code>synchPointsForCMDDataRequested</code> was present in the input and had value TRUE. If <code>synchPointsForCMDDataRequested</code> was not present, then this parameter shall not be present in the output. If delta synchronization for CM data is deactivated, then this list shall be empty. The content of this list is valid, if the <code>status</code> is either <code>Success</code> or <code>DeltaSynchNotSupportedForAlarmData</code> or <code>DeltaSynchForAlarmDataDeactivated</code>
status	M	ENUM (Success, Failure)	If both delta synchronization for CM data and alarm data are deactivated, then <code>status == DeltaSynchNotActive</code> . Failure reasons are: <code>DeltaSynchNotSupportedForCMDData</code> , <code>DeltaSynchNotSupportedForAlarmData</code> , <code>DeltaSynchNotActive</code> , <code>DeltaSynchForCMDDataDeactivated</code> , <code>DeltaSynchForAlarmDataDeactivated</code> , <code>Failure</code> and other unspecified reasons.

6.3.2.4 Pre-condition

`deltaSynchronizationSupported`

Assertion Name	Definition
deltaSynchronizationSupported	The delta synchronization functionality is supported.

6.3.2.5 Post-condition

synchPointListsReturned

Assertion Name	Definition
synchPointListsReturned	The available information is returned.

6.3.2.6 Exceptions

Name	Properties
operation_failed	Condition: the pre-condition is false or the post-condition is false. Returned Information: The output parameter status. Exit state: Entry state.

6.3.3 Notification `notifyNewDeltaSynchPoint` (O)

6.3.3.1 Definition

If the IRPAgent has successfully performed the creation of a new delta synchronization point, then this notification is sent out to all subscribed IRPManagers. If an implementation chooses that the new delta synchronization point shall only be valid for specific IRPManagers, it can send the notification only to those.

This notification is triggered by any of the following:

1. An operation `triggerDeltaSynchOfCMDData` or `triggerDeltaSynchOfAlarmData` returns the status `== Success` and a new synchronization point is created).
2. An IRPAgent's internal decision to create a new synchronization point and that decision is not related to any IRPManager's operations.

The use of the `synchronizationPoint` delivered in this notification may result in different views of the managed instances by IRPManager and IRPAgent, in some scenarios. To avoid such pitfall, it is recommended that the IRPManager should do the following:

1. Establish the first `synchronizationPoint` using the full synchronization; and
2. Use the operations in the future to a) maintain/track the list of synchronization points and b) to update its view of the CM managed instances and FM alarm information.

6.3.3.2 Input Parameters

Parameter Name	Qualifier	Matching Information	Comment
<code>newSynchPoint</code>	M, Y	GeneralizedTime	
<code>requestedSynchPoint</code>	M, N	GeneralizedTime	This parameter allows an IRPManager to relate this notification to its <code>triggerDeltaSynchOfCM/AlarmData</code> request. In case the <code>newSynchPoint</code> was triggered by an IPRAgent's internal decision this parameter carries the value 0.
<code>deltaSynchPointType</code>	M, Y	ENUM (<code>deltaSynchPointForAlarm</code> , <code>deltaSynchPointForCMDData</code>)	
<code>triggeredByAgentOrManager</code>	M, Y	ENUM (<code>irPAgent</code> , <code>irPManager</code>)	This parameter indicates whether the creation of the new synchronization point was triggered by an IPRAgent's internal decision or by the request of an IRPManager for an operation <code>triggerDeltaSynchOfCMDData/alarms</code>
<code>agentOrManagerReference</code>	M, Y	String	In case the new synch point was triggered by an IPRAgent's internal decision this parameter carries the reference of the IRPAgent, else the <code>managerReference</code> of the IRPManager which requested the operation <code>triggerDeltaSynchOfCMDData/alarms</code>

6.3.3.3 Triggering Event

6.3.3.3.1 From-state

`newSynchPointSuccessfullyCreated`

Assertion Name	Definition
<code>newSynchPointSuccessfullyCreated</code>	The IRPAgent has successfully performed the to creation of a new delta synchronization point, see clause 6.3.3.1.

6.3.3.3.2 To-state

irpManagersInformedAboutNewSynchPoint

Assertion Name	Definition
irpManagersInformedAboutNewSynchPoint	The involved IRPManagers are informed about the new synchPoint.

6.3.4 Notification notifyStatusOfDeltaSynchChanged (O)

6.3.4.1 Definition

If the IRPAgent has successfully performed a `manageDeltaSynchronization` request and the status of delta synchronization for alarm data and/or for CM data has changed, then this notification is sent out.

6.3.4.2 Input Parameters

Parameter Name	Qualifier	Information type	Comment
<code>managerReference</code>	M, Y	See 32.302 [3]	See 3GPP TS 32.302 [3]
<code>deltaSynchStatusForCMDData</code>	M, Y	ENUM (Activated, Deactivated)	
<code>deltaSynchStatusForAlarmData</code>	M, Y	ENUM (Activated, Deactivated)	

6.3.4.3 Triggering Event

6.3.4.3.1 From-state

`statusOfDeltaSynchWasChanged`

Assertion Name	Definition
<code>statusOfDeltaSynchWasChanged</code>	The IRPAgent has successfully performed a <code>manageDeltaSynchronization</code> request and at least one delta synchronization status changed.

6.3.4.3.2 To-state

`irpManagersInformedAboutTheStatusChange`

Assertion Name	Definition
<code>irpManagersInformedAboutTheStatusChange</code>	The IRPManagers are informed about the new delta synch status.

6.4 deltaSynchOfCMDData Interface (O)

6.4.1 Operation triggerDeltaSynchOfCMDData (M)

6.4.1.1 Definition

This operation allows an IRPManager to request information about CMDData which has changed since the specified synchronization point. The information returned may be filtered/restricted by the input parameters `baseMOInstance` and `scope`.

If the operation is successful, then a new delta synchronization point for CMDData is created, if the IRPAgent supports the `ManagerRequestPolicy`.

If the IRPAgent only supports `AgentScheduledPolicy`, the latest synchronizationPoint is returned to the IRPManager as the `newSynchPoint`.

The Synchronization points created are not related to `baseMOInstance` and `scope` used in operations. In other words, it is not possible to establish synchronization points for just a subset of the managed objects.

For obtaining an initial synchronization point (e.g. in the case that the IRPManager does not have any valid configuration management information), IRPManager shall use this operation `triggerDeltaSynchOfCMDData` as follows to obtain the first synch point:

- the input parameter `synchPoint` is present and the value is set to 0.

The IRPAgent responds with `newSynchPoint` a Synchronization point that the IRPManager can use as the input parameter `synchPoint` for future `triggerDeltaSynchOfCMDData` requests.

A Solution Set may choose to split this operation in several operations (e.g. operations to get "iterator" which fulfil the criteria and other operations to retrieve the detailed information of the files from the "iterator").

If in the output of this operation a reference to a file is identified, then the availability of the file shall be announced by a `notifyFileReady` notification (see [10]).

6.4.1.2 Input parameters

Parameter Name	Qualifier	Information type	Comment
<code>managerReference</code>	O	See TS 32.302 [3]	See 3GPP TS 32.302 [3]
<code>cmDataRequested</code>	M	ENUM (DNsOnly, CompleteDataSet)	If <code>cmDataRequested==DNsOnly</code> : Only the DNs of MOIs are delivered in the output, not the complete data set of the MOIs. If <code>dataRequested==CompleteDataSet</code> : The complete data set of MOIs (including the attributes and their values) are delivered in the output.
<code>baseMOInstance</code>	O	See TS 32.602 [8]	See 3GPP TS 32.602 [8] This parameter is used to reduce the amount of data which is returned in <code>deltaLists</code> . Remark: The parameter <code>objectInstance</code> of a <code>notifyCMSynchronizationRecommended</code> notification could be used as input here. If this parameter is absent, then the all MOIs are used.
<code>scope</code>	O	See TS 32.662 [9]	See 3GPP TS 32.662 [9] This parameter can be used to reduce the amount of delta data which is returned in <code>deltaLists</code> . If <code>baseMOInstance</code> is present, then this parameter shall be present. If the parameter <code>baseMOInstance</code> is absent, then this parameter must be absent. If the IRP-Agent has no complete view of the requested scope, then it shall deliver all known delta data within the scope.
<code>synchPoint</code>	M	GeneralizedTime	The IRPManager asks for data which changed since this <code>synchPoint</code> .

6.4.1.3 Output parameters

Parameter Name	Qualifier	Matching Information	Comment
deltaLists	CM	<pre> STRUCT < STRUCT < startTime, endTime > , STRUCT < listOfCreatedInstances , listOfChangedInstances , listOfDeletedInstances > > listOf...Instances LIST: either LIST of STRUCT <MOInstance [, attributeList] > or a list of file reference </pre>	<p>The second STRUCT contains the data which changed between <code>startTime</code> and <code>endTime</code>.</p> <p>In case the value of <code>status</code> equals "Success" an empty list indicates that the information at <code>startTime</code> and the information at <code>endTime</code> are identical..</p> <p>Constraint: If <code>status</code> is different from <code>Success</code> OR input <code>synchPoint==0</code>, then this parameter shall be absent, else it shall be present.</p> <p>Remark: Square brackets indicate optional parts in the data structure. If the IRPManager requested <code>DNsOnly</code>, then the attribute list shall be absent.</p> <p>If the values of a managed object, identified by its DN, at <code>startTime</code> and at <code>endTime</code> are identical, then</p> <ul style="list-style-type: none"> ▪ either nothing about it shall be reported in the <code>listOfChangedInstances</code> <p>or</p> <ul style="list-style-type: none"> ▪ the value at <code>endTime</code> (or <code>startTime</code>) reported, provided that the value has changed between <code>startTime</code> and <code>endTime</code> <p>If the managed object does not exist at <code>startTime</code> and <code>endTime</code>, then nothing about it shall be reported, if the IRPAgent can fulfil the delta synchronization request exactly, i.e. for exactly the request <code>synchPoint</code>.</p> <p>If an instance is deleted and a new instance is created with the same identifier as the deleted instance, then both the creation and the deletion shall be reported.</p> <p>If several file references are used, then IRPManager shall process them in sequence, i.e. first file first, second file as second, etc. .</p>
newSynchPoint	CM	GeneralizedTime	<p>Constraint: <code>baseMOInstance</code> and <code>scope</code> were absent in the input</p> <p>This parameters defines a new synchronization point which can be used as input to this operation in the future.</p>
Status	M	<pre> ENUM (Success, Failure) </pre>	<p>Failure reasons are: <code>SynchrPointTooLongAgo</code>, <code>TooManyChangesFullSynchronizationRecommended</code>, <code>SynchPointUnknown</code>, <code>DeltaSynchNotSupportedForCMDData</code>, <code>DeltaSynchForCMDDataDeactivated</code>, and other unspecified reasons.</p> <p>In case the <code>deltaSynchronizationIRP</code>'s data has been rebuilt, e.g. after a "crash", <code>SynchPointUnknown</code> is used.</p>

6.4.1.4 Pre-condition

baseMOInstanceExists AND deltaSynchronizationOfCMDDataIsActive

Assertion Name	Definition
baseMOInstanceExists	baseMOInstance does exist (Assertion == TRUE if no baseMOInstance was specified).
deltaSynchronizationOfCMDDataIsActive	The delta synchronization functionality for CMDData is active

6.4.1.5 Post-condition

deltaListsReturned

Assertion Name	Definition
deltaListsReturned	The required information is returned.

6.4.1.6 Exceptions

Name	Properties
operation_failed	<p>Condition: the pre-condition is false or the post-condition is false.</p> <p>Returned Information: The output parameter status.</p> <p>Exit state: Entry state.</p>

6.5 deltaSynchOfAlarmData Interface (O)

6.5.1 Operation triggerDeltaSynchOfAlarms (M)

6.5.1.1 Definition

This operation allows an IRPManager to request information about all alarm information which has changed since the specified synchronization point. The information returned may be filtered/restricted by the input parameters `baseMOInstance` and `scope`.

If the operation is successful, then a new delta synchronization point for alarm data is created, if the IRPAgent supports the `ManagerRequestPolicy`.

If the IRPAgent only supports `AgentScheduledPolicy`, the latest `synchronizationPoint` is returned to the IRPManager as the `newSynchPoint`.

The synchronization points created are not related to `baseMOInstance` and `scope` used in operations. In other words, it is not possible to establish synchronization points for just a subset of the managed objects

For obtaining an initial synchronization point (e.g. in the case that the IRPManager does not have any valid alarm information), IRPManager shall use this operation `triggerDeltaSynchOfAlarms` as follows to obtain the first synch point:

- the input parameter `synchPoint` is present and the value is set to 0.

The IRPAgent responds with `newSynchPoint` a synchronization point that the IRPManager can use as input parameter `synchPoint` for future `triggerDeltaSynchOfAlarms` requests.

A Solution Set may choose to split this operation in several operations (e.g. operations to get "iterator" which fulfil the criteria and other operations to retrieve the detailed information of the files from the "iterator").

If in the output of this operation a reference to a file is identified, then the availability of the file shall be announced by a `notifyFileReady` notification (see [10]).

6.5.1.2 Input parameters

Parameter Name	Qualifier	Information type	Comment
managerReference	O	See 3GPP TS 32.302 [3]	See 3GPP TS 32.302 [3]
alarmDataRequested	M	ENUM (AlarmIdsOnly, CompleteAlarmInformation)	If dataRequested== AlarmIdsOnly: Only the alarmed values are delivered in the output, not the complete alarm information. If dataRequested==CompleteDataSet: The complete alarm information are delivered in the output.
baseMOInstance	O	See 3GPP TS 32.602 [8]	See 3PP TS 32.602 [8] This parameter is used to reduce the amount of data which is returned in deltaLists. Remark: The parameter objectInstance of a notifyAlarmListRebuilt notification could be used as input here. If this parameter is absent, then the all MOIs visible via ltf-N is used.
scope	O	See 3PP TS 32.662 [9]	See 3PP TS 32.662 [9] This parameter can be used to reduce the amount of delta data which is returned in deltaLists. If the parameter baseMOInstance is present, then this parameter shall be present. If the parameter baseMOInstance is absent, then this parameter must be absent. If the IRP-Agent has no complete view of the requested scope, then it shall deliver all known delta data within the scope.
synchPoint	M	GeneralizedTime	The IRPManager asks for data which changed since this synchPoint.

6.5.1.3 Output parameters

Parameter Name	Qualifier	Matching Information	Comment
deltaLists	CM	<pre>STRUCT < STRUCT < startTime, endTime > , STRUCT < listOfNewAlarms , listOfChangedAlarms, listOfDeletedAlarms > > listOf...Alarms LIST: either LIST of STRUCT <alarm [, parameterList] > or a filename</pre>	<p>These second STRUCT contains the data which changed between <code>startTime</code> and <code>endTime</code>.</p> <p>In case the value of <code>status</code> equals "Success" an empty list indicates that the information at <code>startTime</code> and the information at <code>endTime</code> are identical.</p> <p>Constraint: If value of <code>status</code> is different from <code>Success</code> OR input <code>synchPoint==0</code>, then this parameter shall be absent, else it shall be present.</p> <p>Remark: Square brackets indicate optional parts in the data structure. If the IRPManager requested <code>AlarmIdsOnly</code>, then the parameter list shall be absent.</p> <p>If an alarm information, identified by its <code>alarmId</code>, at <code>startTime</code> and at <code>endTime</code> is identical, then either</p> <ul style="list-style-type: none"> ▪ nothing about it shall be reported <p>or</p> <ul style="list-style-type: none"> ▪ the alarm information at <code>endTime</code> (or <code>startTime</code>) reported, provided that the alarm information has changed between <code>startTime</code> and <code>endTime</code>. <p>If an alarm is raised and cleared again and acknowledged between <code>startTime</code> and <code>endTime</code>, then these changes should not be reported, if the IRPAgent can fulfil the delta synchronization request exactly</p> <p>If an alarm is deleted and a new alarm occurs with the same parameter values as the deleted alarm, then both the occurrence and the deletion shall be reported.</p> <p>If several file references are used, then IRPManager shall process them in sequence, i.e. first file first, second file as second, etc. .</p>
newSynchPoint	CM	GeneralizedTime	<p>Constraint: <code>baseMOInstance</code> and <code>scope</code> were absent in the input</p> <p>This parameters defines a new synchronization point which can be used as input to this operation in the future.</p>
Status	M	<pre>ENUM (Success, Failure)</pre>	<p>Failure reasons are: <code>SynchPointTooLongAgo</code>, <code>TooManyChangesFullSynchronizationRecommended</code>, <code>SynchPointUnknown</code>, <code>DeltaSynchNotSupportedForAlarmData</code>, <code>DeltaSynchForAlarmsNotActive</code>, and other unspecified reasons.</p> <p>In case the <code>deltaSynchronizationIRP</code>'s data has been rebuilt, e.g. after a "crash", <code>SynchPointUnknown</code> is used.</p>

6.5.1.4 Pre-condition

`baseMOInstanceExists` AND `deltaSynchOfAlarmDataIsActive`

Assertion Name	Definition
<code>baseMOInstanceExists</code>	<code>baseMOInstance</code> does exist. (Assertion == TRUE if no <code>baseMOInstance</code> was specified).
<code>deltaSynchOfAlarmDataIsActive</code>	The delta synchronization functionality for alarms is active

6.5.1.5 Post-condition

deltaListsReturned

Assertion Name	Definition
deltaListsReturned	The required file information is returned.

6.5.1.6 Exceptions

Name	Properties
operation_failed	Condition: the pre-condition is false or the post-condition is false. Returned Information: The output parameter status. Exit state: Entry state.

7 Operation Modes

Several modes of operation for delta Synchronization are possible. An implementation supporting at least one of them can claim compliance to this specification.

For each mode of operation, the `DeltaSynchronizationIRP` needs to support `CMData` delta Synchronization or `AlarmData` delta Synchronization or both.

Further details to the operation modes and examples how to use them are supplied in Annex A.

7.1 Delta Synchronization Mode DSM1

In this operation mode DSM1 the `DeltaSynchronizationIRP` only needs to support the following operations and notifications:

- `triggerDeltaSynchOfCMData`
- `triggerDeltaSynchOfAlarmData`
- optionally `notifyNewDeltaSynchPoint`

In this mode of operation, the `DeltaSynchronizationIRP` may ignore the use of `managerReference` input parameter.

7.2 Delta Synchronization Mode DSM2

In this operation mode DSM2, the use of `managerReference` is mandatory.

Otherwise, in this mode of operation the `DeltaSynchronizationIRP` supports all operations and notifications and their parameters which are qualified as M(andatory) in this specification.

7.3 Delta Synchronization Mode DSM3

In this mode of operation DSM3, the `DeltaSynchronizationIRP` supports all operations and notifications and their parameters as defined in this specification.

Annex A (informative): Modes of operation for delta synchronization

The following two modes of operations are possible. IRPAgent can claim compliance if only one is supported.

A.1 Operation Mode DSM1

Example for this mode of operation:

Suppose t_0, t_1, t_2, t_3, t_4 and so on are the synchPoints.

Suppose an IRPManager invokes a trigger with `synchPoint==0` (requesting full sync data) at t_x where $t_2 < t_x < t_3$, the `DeltaSynchronizationIRP` will return all data up to t_2 and return the t_2 as the `newSynchPoint`.

This IRPManager should use t_2 as the synchPoint for future trigger.

Suppose this IRPManager invokes a trigger with `synchPoint==t2` at t_y where $t_4 < t_y < t_5$, the `DeltaSynchronizationIRP` will return delta data between t_2 and t_4 .

This mode of operation is suitable for IRPManagers that do not require synchronization of data at all time.

In this mode of operation, the `DeltaSynchronizationIRP` may pre-assign the synch points based on a fixed frequency. In the example above, the durations between sync points t_0, t_1, t_2 and so on would be identical. This frequency can be a system configuration time parameter and made known to IRPManager via non-standard means.

A.2 Operation Mode DSM2

This mode of operation supports to handle requests of individual IRPManagers individually.

This mode of operation is suitable for an IRPManager that require synchronization of data at any time, i.e. not requiring synchronization of data at some predefined fixed intervals.

A.3 Operation Mode DSM3

This mode of operation provides all options of delta Synchronization.

Annex B (informative): Change history

Change history								
Date	TSG #	TSG Doc.	CR	R	Subject/Comment	Cat	Old	New
Dec 2006	SA_34	SP-060735	--	--	Submitted to SA#34 for Information	--	1.0.0	
Mar 2007	SA_35	SP-070053	--	--	Submitted to SA#35 for Approval	--	2.0.0	7.0.0
Jun 2007	SA_36	SP-070276	0001	--	Correct the information type of the input parameter	F	7.0.0	7.1.0
Jun 2007	SA_36	SP-070276	0002	--	Add missing mode of operations	F	7.0.0	7.1.0
Sep 2007	SA_37	SP-070612	0003	--	Add missing type definition	F	7.1.0	7.2.0
Sep 2007	SA_37	SP-070675	0004	1	Correct the parameter definitions of operation getAvailableDeltaSynchPoints	F	7.1.0	7.2.0
Dec 2008	SA_42	--	--	--	Upgrade to Release 8	--	7.0.0	8.0.0
Dec 2009	-	-	-	-	Update to Rel-9 version	--	8.0.0	9.0.0
2011-03	-	-	-	-	Update to Rel-10 version (MCC)		9.0.0	10.0.0
2012-09	-	-	-	-	Update to Rel-11 version (MCC)		10.0.0	11.0.0
2014-10	-	-	-	-	Update to Rel-12 version (MCC)		11.0.0	12.0.0
2016-01	-	-	-	-	Update to Rel-13 version (MCC)		12.0.0	13.0.0
2017-03	SA#75	-	-	-	Promotion to Release 14 without technical change		13.0.0	14.0.0

Change history							
Date	Meeting	TDoc	CR	Rev	Cat	Subject/Comment	New version
2018-06						Update to Rel-15 version (MCC)	15.0.0

History

Document history		
V15.0.0	July 2018	Publication