

ETSI TS 132 409 V17.0.0 (2022-04)



**Digital cellular telecommunications system (Phase 2+) (GSM);
Universal Mobile Telecommunications System (UMTS);
LTE;
Telecommunication management;
Performance Management (PM);
Performance measurements;
IP Multimedia Subsystem (IMS)
(3GPP TS 32.409 version 17.0.0 Release 17)**



Reference

RTS/TSGS-0532409vh00

Keywords

GSM,LTE,UMTS

ETSI

650 Route des Lucioles
F-06921 Sophia Antipolis Cedex - FRANCE

Tel.: +33 4 92 94 42 00 Fax: +33 4 93 65 47 16

Siret N° 348 623 562 00017 - APE 7112B
Association à but non lucratif enregistrée à la
Sous-Préfecture de Grasse (06) N° w061004871

Important notice

The present document can be downloaded from:

<http://www.etsi.org/standards-search>

The present document may be made available in electronic versions and/or in print. The content of any electronic and/or print versions of the present document shall not be modified without the prior written authorization of ETSI. In case of any existing or perceived difference in contents between such versions and/or in print, the prevailing version of an ETSI deliverable is the one made publicly available in PDF format at www.etsi.org/deliver.

Users of the present document should be aware that the document may be subject to revision or change of status.

Information on the current status of this and other ETSI documents is available at

<https://portal.etsi.org/TB/ETSIDeliverableStatus.aspx>

If you find errors in the present document, please send your comment to one of the following services:

<https://portal.etsi.org/People/CommitteeSupportStaff.aspx>

If you find a security vulnerability in the present document, please report it through our
Coordinated Vulnerability Disclosure Program:

<https://www.etsi.org/standards/coordinated-vulnerability-disclosure>

Notice of disclaimer & limitation of liability

The information provided in the present deliverable is directed solely to professionals who have the appropriate degree of experience to understand and interpret its content in accordance with generally accepted engineering or other professional standard and applicable regulations.

No recommendation as to products and services or vendors is made or should be implied.

No representation or warranty is made that this deliverable is technically accurate or sufficient or conforms to any law and/or governmental rule and/or regulation and further, no representation or warranty is made of merchantability or fitness for any particular purpose or against infringement of intellectual property rights.

In no event shall ETSI be held liable for loss of profits or any other incidental or consequential damages.

Any software contained in this deliverable is provided "AS IS" with no warranties, express or implied, including but not limited to, the warranties of merchantability, fitness for a particular purpose and non-infringement of intellectual property rights and ETSI shall not be held liable in any event for any damages whatsoever (including, without limitation, damages for loss of profits, business interruption, loss of information, or any other pecuniary loss) arising out of or related to the use of or inability to use the software.

Copyright Notification

No part may be reproduced or utilized in any form or by any means, electronic or mechanical, including photocopying and microfilm except as authorized by written permission of ETSI.

The content of the PDF version shall not be modified without the written authorization of ETSI.

The copyright and the foregoing restriction extend to reproduction in all media.

© ETSI 2022.
All rights reserved.

Intellectual Property Rights

Essential patents

IPRs essential or potentially essential to normative deliverables may have been declared to ETSI. The declarations pertaining to these essential IPRs, if any, are publicly available for **ETSI members and non-members**, and can be found in ETSI SR 000 314: "*Intellectual Property Rights (IPRs); Essential, or potentially Essential, IPRs notified to ETSI in respect of ETSI standards*", which is available from the ETSI Secretariat. Latest updates are available on the ETSI Web server (<https://ipr.etsi.org/>).

Pursuant to the ETSI Directives including the ETSI IPR Policy, no investigation regarding the essentiality of IPRs, including IPR searches, has been carried out by ETSI. No guarantee can be given as to the existence of other IPRs not referenced in ETSI SR 000 314 (or the updates on the ETSI Web server) which are, or may be, or may become, essential to the present document.

Trademarks

The present document may include trademarks and/or tradenames which are asserted and/or registered by their owners. ETSI claims no ownership of these except for any which are indicated as being the property of ETSI, and conveys no right to use or reproduce any trademark and/or tradename. Mention of those trademarks in the present document does not constitute an endorsement by ETSI of products, services or organizations associated with those trademarks.

DECT™, **PLUGTESTS™**, **UMTS™** and the ETSI logo are trademarks of ETSI registered for the benefit of its Members. **3GPP™** and **LTE™** are trademarks of ETSI registered for the benefit of its Members and of the 3GPP Organizational Partners. **oneM2M™** logo is a trademark of ETSI registered for the benefit of its Members and of the oneM2M Partners. **GSM®** and the GSM logo are trademarks registered and owned by the GSM Association.

Legal Notice

This Technical Specification (TS) has been produced by ETSI 3rd Generation Partnership Project (3GPP).

The present document may refer to technical specifications or reports using their 3GPP identities. These shall be interpreted as being references to the corresponding ETSI deliverables.

The cross reference between 3GPP and ETSI identities can be found under <http://webapp.etsi.org/key/queryform.asp>.

Modal verbs terminology

In the present document "**shall**", "**shall not**", "**should**", "**should not**", "**may**", "**need not**", "**will**", "**will not**", "**can**" and "**cannot**" are to be interpreted as described in clause 3.2 of the [ETSI Drafting Rules](#) (Verbal forms for the expression of provisions).

"**must**" and "**must not**" are **NOT** allowed in ETSI deliverables except when used in direct citation.

Contents

Intellectual Property Rights	2
Legal Notice	2
Modal verbs terminology.....	2
Foreword.....	10
Introduction	10
1 Scope	11
2 References	11
3 Measurement family and abbreviations.....	14
3.1 Measurement family.....	14
3.2 Abbreviations	14
4 Functionality related measurements	17
4.1 Measurements related to CSCF	17
4.1.1 Registration related measurements	17
4.1.1.1 Initial registration.....	17
4.1.1.1.1 Attempted initial registration procedures	17
4.1.1.1.2 Successful initial registration procedures	17
4.1.1.1.3 Failed initial registration procedures	17
4.1.1.1.4 IMS initial registration set-up time (Mean).....	18
4.1.1.1.5 Attempted initial registration procedures per access technology.....	19
4.1.1.1.6 Successful initial registration procedures per access technology	19
4.1.1.2 Re-registration.....	19
4.1.1.2.1 Attempted re-registration procedures	19
4.1.1.2.2 Successful re-registration procedures	20
4.1.1.2.3 Failed re-registration procedures	20
4.1.1.2.4 Attempted re-registration procedures per access technology	20
4.1.1.2.5 Successful re-registration procedures per access technology	21
4.1.1.3 De-registration	22
4.1.1.3.1 De-registrations initiated by UE.....	22
4.1.1.3.1.4 Attempted de-registrations initiated by UE per access technology.....	23
4.1.1.3.1.5 Successful de-registrations initiated by UE per access technology.....	23
4.1.1.3.2 De-registration initiated by HSS.....	23
4.1.1.3.3 De-registration initiated by service platform	25
4.1.1.4 Third party registration	26
4.1.1.4.1 Attempted third party registration procedures	26
4.1.1.4.2 Successful third party registration procedures.....	26
4.1.1.4.3 Failed third party registration procedures.....	26
4.1.1.5 User registration status query	27
4.1.1.5.1 Attempted user registration status query procedures	27
4.1.1.5.2 Successful user registration status query procedures.....	27
4.1.1.5.3 Failed user registration status query procedures.....	27
4.1.1.6 S-CSCF registration/deregistration notification	28
4.1.1.6.1 Attempted S-CSCF registration/deregistration notification procedures	28
4.1.1.6.2 Successful S-CSCF registration/deregistration notification procedures	28
4.1.1.6.3 Failed S-CSCF registration/deregistration notification procedures	29
4.1.2 Session control related measurements	30
4.1.2.1 Attempted session establishments	30
4.1.2.2 Successful session establishments.....	30
4.1.2.3 Answered session establishments.....	30
4.1.2.4 Failed session establishments	31
4.1.2.5 Simultaneous online and answered sessions (Maximum)	31
4.1.2.6 Successful session establishment time (Mean).....	32
4.1.2.7 Simultaneous online and answered sessions (Mean).....	32
4.1.2.8 Dropped sessions.....	32

4.1.2.9	Attempted originating session establishments	33
4.1.2.10	Successful originating session establishments	33
4.1.2.11	Attempted terminating session establishments	33
4.1.2.12	Successful terminating session establishments	34
4.1.2.13	Accumulated originating session time	34
4.1.2.14	Accumulated terminating session time	35
4.1.2.15	Attempted session establishments per access technology	35
4.1.2.16	Successful session establishments per access technology	36
4.1.2.17	Answered session establishments per access technology	36
4.1.2.18	Failed session establishments per access technology	36
4.1.2.19	The number of release before ringing	37
4.1.2.20	The number of release while ringing	37
4.1.3	User location query related measurements	39
4.1.3.1	Attempted user location query procedures	39
4.1.3.2	Successful user location query procedures	39
4.1.3.3	Failed user location query procedures	39
4.1.4	Inter-network domain calling related measurements	41
4.1.4.1	Attempted session establishments from users of other network domains	41
4.1.4.2	403 (Forbidden) generated for sessions from users of other network domains	41
4.1.4.3	Attempted session establishments to users of other network domains	42
4.1.4.4	403 (Forbidden) received for sessions to users of other network domains	42
4.1.4.5	Successful session establishments from users of other network domains	43
4.1.4.6	Successful session establishments to users of other network domains	43
4.1.5	Roaming users related measurements	44
4.1.5.1	Initial registrations of visiting users from other IMS network domains	44
4.1.5.2	Number of SIP 403 (Forbidden) messages for the roamers	44
4.1.5.3	Roaming users to other IMS network domains	44
4.1.5.4	Number of 200 OK (Successful) messages for the roamers	45
4.1.6	Authentication related measurements	46
4.1.6.1	Attempted Authentication procedures	46
4.1.6.2	Successful Authentication procedures	46
4.1.6.3	Failed Authentication procedures	46
4.1.7	HSS initiated update of User Profile related measurements	48
4.1.7.1	Attempted HSS initiated User Profile Update procedures	48
4.1.7.2	Successful HSS initiated User Profile Update procedures	48
4.1.7.3	Failed HSS initiated user profile update procedures	48
4.1.8	Subscription procedure related measurements	50
4.1.8.1	Number of attempted Subscription procedures	50
4.1.8.2	Number of successful Subscription procedures	50
4.1.8.3	Number of failed Subscription procedures	50
4.1.9	Notify procedure related measurements	51
4.1.9.1	Number of emitted Notify procedures	51
4.1.9.2	Number of successful Notify procedures	51
4.1.9.3	Number of failed Notify procedures	51
4.1.10	Immediate Messaging related measurements	52
4.1.10.1	Attempted Immediate Messaging procedures	52
4.1.10.2	Successful Immediate Messaging procedures	52
4.1.10.3	Failed Immediate Messaging procedures	52
4.1.11	Emergency session procedure related measurements	53
4.1.11.1	Attempted emergency session procedures	53
4.1.11.2	Successful emergency session procedures	53
4.1.11.3	Failed emergency session procedures	53
4.1.11.4	Successful emergency session establishment time (Mean)	54
4.2	Measurements related to HSS	54
4.2.1	HSS database usage related measurements	54
4.2.1.1	Provisioning related measurements	54
4.2.1.1.1	Number of provisioned IMS subscriptions currently stored in a HSS	54
4.2.1.1.2	Number of provisioned Private User Identity stored in a HSS	54
4.2.1.1.3	Number of provisioned Public User Identities with SIP URI format stored in a HSS	55
4.2.1.1.4	Number of provisioned Public User Identities with TEL URI format stored in a HSS	55
4.2.1.1.5	Number of Private Service Identities stored in a HSS	55
4.2.1.1.6	Number of Public Service Identities with SIP URI format stored in a HSS	56

4.2.1.1.7	Number of Public Service Identities with TEL URI format stored in a HSS	56
4.2.1.2	Registration Status related measurements	56
4.2.1.2.1	Number of Public User Identities in registered state	56
4.2.1.2.2	Number of Public User Identities in unregistered state	56
4.2.1.2.3	Number of Private User Identities in registered state	57
4.2.2	Void	58
4.2.3	Void	58
4.2.4	Void	58
4.2.5	Void	58
4.2.6	Void	58
4.2.7	Void	58
4.2.8	Void	58
4.2.9	Void	58
4.2.10	Void	58
4.2.11	Void	58
4.2.12	Interaction related measurements between HSS and other NEs	58
4.2.12.1	Total number of request messages	58
4.2.12.2	Total number of answered messages	58
4.3	Measurements related to BGCF	60
4.3.1	Session Control related measurements	60
4.3.1.1	Overview	60
4.3.1.2	Attempted sessions at BGCF	60
4.3.1.3	Attempted sessions forwarded to MGCF	60
4.3.1.4	Attempted sessions forwarded to BGCF	61
4.3.1.6	Successful sessions forwarded to BGCF	62
4.4	Measurements related to MGCF	64
4.4.1	Call control related measurements	64
4.4.1.1	Call control related measurements, CS network originated	64
4.4.1.1.1	Overview	64
4.4.1.1.2	Attempted calls, CS network originated	65
4.4.1.1.3	Successful calls, CS network originated	65
4.4.1.1.4	Answered calls, CS network originated	65
4.4.1.1.5	Failed calls, CS network originated	65
4.4.1.1.6	Call set-up time (Mean), CS network originated	66
4.4.1.2	Call control related measurements, IM CN originated	66
4.4.1.2.1	Overview	66
4.4.1.2.2	Attempted calls, IM CN originated	67
4.4.1.2.3	Successful calls, IM CN originated	67
4.4.1.2.4	Answered calls, IM CN originated	68
4.4.1.2.5	Failed calls, IM CN originated	68
4.4.1.2.6	Call set-up time (Mean), IM CN originated	68
4.4.1.3	Call control related measurements, call release	69
4.4.1.3.1	Overview	69
4.4.1.3.2	Call release initiated by CS network	69
4.4.1.3.3	Call release initiated by IM CN subsystem	69
4.4.1.3.4	Call release initiated by MGCF	70
4.4.1.3.5	Call release initiated by MGW	71
4.4.1.4	Number of simultaneous online and answered calls (Maximum)	71
4.4.1.5	Number of simultaneous online and answered calls (mean)	71
4.5	Measurements related to IM-MGW	72
4.6	Measurements related to MRFC	72
4.6.1	Session control related measurements	72
4.6.1.1	Attempted session establishments	72
4.6.1.2	Successful session establishments	72
4.6.1.3	Answered session establishments	73
4.6.1.4	Failed session establishments	73
4.6.2	Multi-party sessions related measurements	73
4.6.2.1	Attempted session establishments for multi-party sessions	73
4.6.2.2	Successful session establishments for multi-party sessions	74
4.6.2.3	Answered session establishments for multi-party sessions	74
4.6.2.4	Failed session establishments for multi-party sessions	74
4.6.2.5	Attempted event subscription procedures for multi-party sessions	75

4.6.2.6	Successful event subscription procedures for multi-party sessions.....	75
4.6.2.7	Failed event subscription procedures for multi-party sessions.....	76
4.6.3	Announcement service related measurements	76
4.6.3.1	Attempted session establishments for announcements.....	76
4.6.3.2	Successful session establishments for announcements	76
4.6.3.3	Answered session establishments for announcements	77
4.6.3.4	Failed session establishments for announcements	77
4.6.4	Transcoding service related measurements.....	78
4.6.4.1	Attempted session establishments for transcoding service.....	78
4.6.4.2	Successful session establishments for transcoding service	78
4.6.4.3	Answered session establishments for transcoding service	79
4.6.4.4	Failed session establishments for transcoding service	79
4.7	Measurements related to MRFP	80
4.7.1	RTP related measurements	80
4.7.1.1	Number of incoming RTP packets	80
4.7.1.2	Number of outgoing RTP packets	80
4.7.1.3	Number of octets of incoming RTP packets.....	80
4.7.1.4	Number of octets of outgoing RTP packets	80
4.7.1.5	Number of lost incoming RTP packets	81
4.8	Void.....	82
4.9	Measurements related to SLF.....	83
4.9.1	All routing information interrogations related measurements	83
4.9.1.1	Attempted routing information interrogation procedures.....	83
4.9.1.2	Successful routing information interrogation procedures	83
4.9.2	Routing information interrogation from CSCF related measurements	84
4.9.2.1	Overview.....	84
4.9.2.2	Attempted routing information interrogation procedures from CSCF	84
4.9.2.3	Successful routing information interrogation procedures from CSCF	85
4.9.3	Routing information interrogation from AS related measurements	86
4.9.3.1	Overview.....	86
4.9.3.2	Attempted routing information interrogation procedures from AS.....	86
4.9.3.3	Successful routing information interrogation procedures from AS.....	86
4.10	Measurements related to AS.....	88
4.10.1	Session control related measurements	88
4.10.1.1	IM CN originated session establishments	88
4.10.1.1.1	Attempted IM CN originated session establishments.....	88
4.10.1.1.2	Successful IM CN originated session establishments.....	88
4.10.1.1.3	Answered IM CN originated session establishments.....	88
4.10.1.1.4	Failed IM CN originated session establishments.....	89
4.10.1.2	AS originated session establishments	89
4.10.1.2.1	Attempted AS originated session establishments	89
4.10.1.2.2	Successful AS originated session establishments	90
4.10.2	Messaging service related measurements	90
4.10.2.1	Message related measurements, Page-Mode.....	90
4.10.2.1.1	Attempted incoming messages, Page-Mode.....	90
4.10.2.1.2	Successful incoming messages, Page-Mode.....	90
4.10.2.1.3	Attempted outgoing messages, Page-Mode.....	91
4.10.2.1.4	Successful outgoing messages, Page-Mode.....	91
4.10.2.2	Message related measurements, Session-Mode	91
4.10.2.2.1	Overview	91
4.10.2.2.2	Attempted messaging session establishments, Session Mode	92
4.10.2.2.3	Successful messaging session establishments, Session-Mode.....	93
4.10.3	Conference service related measurements	93
4.10.3.1	Overview.....	93
4.10.3.2	Attempted creations of conference.....	101
4.10.3.3	Successful creations of conference	101
4.10.3.4	Attempted joining of conference.....	102
4.10.3.5	Successful joining of conference.....	102
4.10.3.6	Attempted invitations for another user to join conference	102
4.10.3.7	Successful invitations for another user to join conference	103
4.10.3.8	Attempted subscriptions for the conference event	103
4.10.3.9	Successful subscriptions for the conference event	103

4.10.3.10	Number of simultaneous online users (Maximum)	104
4.10.3.11	Number of simultaneous online conferences (Maximum)	104
4.10.3.12	Number of simultaneous online users (Mean).....	104
4.10.3.13	Number of simultaneous online conferences (Mean).....	104
4.10.4	Presence service related measurements	106
4.10.4.1	Number of simultaneous online watchers (Maximum)	106
4.10.4.2	Number of simultaneous online presentities (Maximum)	106
4.10.4.3	Number of simultaneous online watchers (Mean).....	106
4.10.4.4	Number of simultaneous online presentities (Mean).....	106
4.10.4.5	Attempted subscriptions for presence	107
4.10.4.6	Successful subscriptions for presence	107
4.10.4.7	Attempted notifications for presence	107
4.10.4.8	Successful notifications for presence	108
4.10.4.9	Attempted publications for presence	108
4.10.4.10	Successful publications for presence.....	108
4.10.5	PoC service related measurements.....	110
4.10.5.1	Attempted creations of PoC session.....	110
4.10.5.2	Successful creations of PoC session.....	110
4.10.5.3	Attempted joining of PoC session	110
4.10.5.4	Successful joining of PoC session.....	110
4.10.5.5	Attempted invitations for another user to join PoC session	111
4.10.5.6	Successful invitations for another user to join PoC session	111
4.10.5.7	Number of simultaneous online users (Maximum)	111
4.10.5.8	Number of simultaneous online PoC session (Maximum).....	112
4.10.6	Measurements related to XDM Enabler.....	113
4.10.6.1	XCAP operation related measurements	113
4.10.6.1.1	Overview	113
4.10.6.1.2	Attempted HTTP PUT procedures	113
4.10.6.1.3	Successful HTTP PUT procedures	114
4.10.6.1.4	Attempted HTTP GET procedures	114
4.10.6.1.5	Successful HTTP GET procedures	114
4.10.6.1.6	Attempted HTTP DELETE procedures.....	115
4.10.6.1.7	Successful HTTP DELETE procedures.....	115
4.10.6.2	SIP related measurements	115
4.10.6.2.1	Overview	115
4.10.6.2.2	Attempted Subscription procedures.....	116
4.10.6.2.3	Successful Subscription procedures	116
4.10.6.2.4	Attempted Notification procedures.....	117
4.10.6.2.5	Successful Notification procedures	117
4.10.7	IMS supplementary services related measurements	117
4.10.7.1	Communication Diversion (CDIV) service establishments	117
4.10.7.1.1	Number of Communication Forwarding Unconditional (CFU) service procedure	117
4.10.7.1.2	Number of Communication Forwarding on Busy user(CFB) service procedure.....	117
4.10.7.1.3	Number of Communication Forwarding on no Reply (CFNR) service procedure	118
4.10.7.1.4	Number of Communication Forwarding on Subscriber Not Reachable (CFNRc) service procedure.....	118
4.10.7.1.5	Number of Communication Forwarding on Not Logged-in (CFNL) service procedure	118
4.10.7.1.6	Number of Communication Deflection (CD) service procedure	119
4.10.7.2	Void.....	119
4.10.7.3	Number of Call Waiting (CW) procedure	119
4.10.7.4	Number of Communication Hold (HOLD) procedure	119
4.10.7.8	Call Barring service establishments	120
4.10.7.8.1	Number of Outgoing Communication Barring (OCB) procedure	120
4.10.7.8.2	Number of Incoming Communication Barring (ICB) procedure.....	120
4.10.7.8.3	Number of Anonymous Communication Rejection (ACR) procedure.....	120
4.10.7.9	Originating Identification Presentation (OIP) and Originating Identification Restriction (OIR) service establishments.....	121
4.10.7.9.1	Number of Originating Identification Presentation (OIP) procedure	121
4.10.7.9.2	Number of Originating Identification Restriction (OIR) procedure	121
4.10.7.10	Terminating Identification Presentation (TIP) and Terminating Identification Restriction (TIR) service establishments.....	121
4.10.7.10.1	Number of Terminating Identification Presentation (TIP) procedure.....	121

4.10.7.10.2	Number of Terminating Identification Restriction (TIR) procedure	122
4.10.7.11	Number of Message Waiting Indication(MWI) event notification procedure	122
4.10.7.12	Number of Flexible Alerting (FA) procedure	122
4.10.7.13	Number of Customized Ringing Signal (CRS) procedure	122
4.10.7.14	Number of Customized Alerting Tones (CAT) procedure.....	123
4.10.7.15	Advice Of Charge (AOC) service establishments.....	123
4.10.7.15.1	Number of Charging information at communication set-up time (AOC-S)	123
4.10.7.15.1.1	Number of AOC-S when the served user is the originating user	123
4.10.7.15.1.2	Number of AOC-S when the served user is the terminating user	124
4.10.7.15.2	Number of Charging information during the communication (AOC-D)	124
4.10.7.15.3	Number of Charging information at the end of the communication (AOC-E).....	124
4.10.7.16	Completion of Communications to Busy Subscriber (CCBS) and Completion of Communications by No Reply (CCNR).....	125
4.10.7.16.1	Number of Completion of Communications to Busy Subscriber (CCBS) procedure	125
4.10.7.16.2	Number of Completion of Communications by No Reply (CCNR) procedure	125
4.10.7.17	Number of Closed User Group (CUG) procedure.....	125
4.10.7.18	Number of Malicious Communication Identification (MCID) procedure.....	125
4.10.7.19	Personal Network Management (PNM) service establishments	126
4.10.7.19.1	Number of PN-registration procedure	126
4.10.7.19.2	Number of PN-configuration procedure.....	126
4.10.7.19.3	Number of PN-query procedure	126
4.10.7.19.4	Number of PN UE redirection procedure	127
4.10.7.19.5	Number of PN access control procedure	127
4.10.7.20	Explicit Communication Transfer service establishments	127
4.10.7.20.1	Number of blind transfer procedure	127
4.10.7.20.2	Number of consultative transfer procedure	128
4.11	Measurements related to IBCF.....	129
4.11.1	Attempted session establishments from users of other network domains	129
4.11.2	403 (Forbidden) generated for sessions from users of other network domains.....	129
4.11.3	Attempted session establishments to users of other network domains.....	130
4.11.4	403 (Forbidden) received for sessions to users of other network domains	130
5	Equipment related measurements.....	131
5.1	Processor usage	131
5.1.1	Mean processor usage.....	131
5.1.2	Peak processor usage	131
5.2	Memory usage	132
5.2.1	Mean memory usage.....	132
5.3	Disk usage	133
5.3.1	Mean disk usage	133
Annex A (normative):	Use cases for performance measurements definition.....	134
A.1	Use case of Immediate Messaging procedure related measurements at CSCF.....	134
A.2	Use case of IP-CAN Session Establishment related measurements.....	134
A.3	Use case of emergency session related measurements.....	134
A.4	Use case of CDIV service related measurements.....	134
A.5	Use case of OIP and OIR service related measurements	135
A.6	Use case of successful session establishments of inter-network domains.....	135
A.7	Use case of Gateway Control Session Establishment related measurements.....	135
A.8	Use case of Accumulated session time related measurements at CSCF	135
A.9	Use case of Equipment related measurements	135
A.10	Use case of session control related measurement per access technology.....	136
A.11	Use case of CW related measurements	136
A.12	Use case of Hold service related measurements.....	136

A.13	Use case of Call Barring related measurements	136
A.14	Use case of HSS related measurements.....	136
A.15	Use case of the number of release before ringing and the number of release while ringing at CSCF in session control related measurements	137
A.16	Use case of TIP and TIR service related measurements	137
A.17	Use case of MWI service related measurements	137
A.18	Use case of FA service related measurements	137
A.19	Use case of CRS service related measurements	137
A.20	Use case of CAT service related measurements.....	138
A.21	Use case of AOC service related measurements	138
A.22	Use case of CCBS and CCNR service related measurements.....	138
A.23	Use case of CUG service related measurements	138
A.24	Use case of MCID service related measurements	138
A.25	Use case of PNM service related measurements.....	138
A.26	Use case of ECT service related measurements	139
Annex B (informative):	Void	140
Annex C (informative):	Use case of successful session establishment mean time.....	141
Annex D (informative):	Use case of Number of 200 OK (Successful) messages for the roamers..	142
Annex E (informative):	Change history	143
History		146

Foreword

This Technical Specification has been produced by the 3rd Generation Partnership Project (3GPP).

The contents of the present document are subject to continuing work within the TSG and may change following formal TSG approval. Should the TSG modify the contents of the present document, it will be re-released by the TSG with an identifying change of release date and an increase in version number as follows:

Version x.y.z

where:

- x the first digit:
 - 1 presented to TSG for information;
 - 2 presented to TSG for approval;
 - 3 or greater indicates TSG approved document under change control.
- y the second digit is incremented for all changes of substance, i.e. technical enhancements, corrections, updates, etc.
- z the third digit is incremented when editorial only changes have been incorporated in the document.

Introduction

The present document is part of a TS-family covering the 3rd Generation Partnership Project; Technical Specification Group Services and System Aspects; Telecommunication Management; as identified below:

- TS 32.401: Performance Management (PM); Concept and requirements
- TS 52.402: Performance Management (PM); Performance measurements - GSM
- TS 32.404: Performance Management (PM); Performance measurements - Definitions and template
- TS 32.405: Performance Management (PM); Performance measurements UTRAN
- TS 32.406: Performance Management (PM); Performance measurements Core Network (CN) PS domain
- TS 32.407: Performance Management (PM); Performance measurements Core Network (CN) CS domain
- TS 32.408: Performance Management (PM); Performance measurements Teleservice
- TS 32.409: Performance Management (PM); Performance measurements IMS**

The present document is part of a set of specifications, which describe the requirements and information model necessary for the standardised Operation, Administration and Maintenance (OA&M) of a multi-vendor 3G-system.

During the lifetime of a 3G network, its logical and physical configuration will undergo changes of varying degrees and frequencies in order to optimise the utilisation of the network resources. These changes will be executed through network configuration management activities and/or network engineering, see 3GPP TS 32.600 [3].

Many of the activities involved in the daily operation and future network planning of a 3G network require data on which to base decisions. This data refers to the load carried by the network and the grade of service offered. In order to produce this data performance measurements are executed in the NEs, which comprise the network. The data can then be transferred to an external system, e.g. an Operations System (OS) in TMN terminology, for further evaluation. The purpose of the present document is to describe the mechanisms involved in the collection of the data and the definition of the data itself.

1 Scope

The present document describes the measurements of IMS.

3GPP TS 32.401 [5] describes Performance Management concepts and requirements.

The present document is valid for all measurement types provided by an implementation of an IMS network. These may be measurement types defined within the present document, measurements defined within other standards bodies, or vendor specific measurement types.

Only measurement types that are specific to IMS network are defined within the present documents. I.e. vendor specific measurement types and measurements related to "external" technologies used in IMS network, such as ATM or IP, are not covered. Instead, these could be applied as described by the other, "external" standards bodies (e.g. ITU-T or IETF) or according to manufacturer's documentation.

The definition of the standard measurements is intended to result in comparability of measurement data produced in a multi-vendor network, for those measurement types that can be standardised across all vendors' implementations.

The structure of the present document is as follows:

- Header 1: Network Element (e.g. measurements related to CSCF);
- Header 2: Measurement function (e.g. Registration related measurements);
- Header 3: Measurements.

2 References

The following documents contain provisions which, through reference in this text, constitute provisions of the present document.

- References are either specific (identified by date of publication and/or edition number or version number) or non-specific.
- For a specific reference, subsequent revisions do not apply.
- For a non-specific reference, the latest version applies. In the case of a reference to a 3GPP document (including a GSM document), a non-specific reference implicitly refers to the latest version of that document *in the same Release as the present document*.

- [1] 3GPP TS 32.101: "Telecommunication management; Principles and high level requirements".
- [2] 3GPP TS 32.102: "Telecommunication management; Architecture".
- [3] 3GPP TS 32.600: "Telecommunication management; Configuration Management (CM); Concept and high-level requirements".
- [4] 3GPP TS 32.632: "Telecommunication management; Configuration Management (CM); Core Network Resources Integration Reference Point (IRP): Network Resource Model (NRM)".
- [5] 3GPP TS 32.401: "Telecommunication management; Performance Management (PM); Concept and requirements".
- [6] 3GPP TS 23.003: "Numbering, addressing and identification".
- [7] 3GPP TS 23.228: "IP Multimedia Subsystem (IMS); Stage 2".
- [8] 3GPP TS 24.229: "Internet Protocol (IP) multimedia call control protocol based on Session Initiation Protocol (SIP) and Session Description Protocol (SDP); Stage 3".
- [9] 3GPP TS 29.228: "IP Multimedia (IM) Subsystem Cx and Dx Interfaces; Signalling flows and message".

- [10] 3GPP TS 29.229: "Cx and Dx interfaces based on the Diameter protocol; Protocol details".
- [11] 3GPP TS 29.163: "Interworking between the IP Multimedia (IM) Core Network (CN) subsystem and Circuit Switched (CS) networks".
- [12] 3GPP TS 32.404: "Performance Management (PM); Performance measurements - Definitions and template".
- [13] 3GPP TS 29.207: "Policy control over Go interface".
- [14] 3GPP TS 29.208: "End-to-end Quality of Service (QoS) signalling flows".
- [15] IETF RFC 3588: "Diameter Base Protocol".
- [16] 3GPP TS 23.008: "Organization of subscriber data".
- [17] 3GPP TS 29.328: "IP Multimedia Subsystem (IMS) Sh interface; Signalling flows and message contents".
- [18] 3GPP TS 29.329: "Sh interface based on the Diameter protocol; Protocol details".
- [19] ITU-T Recommendation Q.850: "Usage of cause and location in the Digital Subscriber Signalling System No. 1 and the Signalling System No. 7 ISDN User Part".
- [20] ITU-T Recommendation H.248.1: "Gateway control protocol: Version 3".
- [21] ITU-T Recommendation H.248.8: "Gateway control protocol: Error code and service change reason description".
- [22] IETF RFC 3265: "Session Initiation Protocol (SIP)-Specific Event Notification".
- [23] IETF RFC 3550: "RTP: A Transport Protocol for Real-Time Applications".
- [24] 3GPP TS 24.147: "Conferencing using the IP Multimedia (IM) Core Network (CN) subsystem; Stage 3".
- [25] 3GPP TS 23.141: "Presence service; Architecture and functional description; Stage 2".
- [26] 3GPP TR 23.979: "3GPP enablers for Open Mobile Alliance (OMA); Push-to-talk over Cellular (PoC) services; Stage 2".
- [27] OMA-TS-XDM_Core: "XML Document Management Specification".
- [28] 3GPP TS 33.203: "3G security; Access security for IP-based services".
- [29] 3GPP TS 32.407: "Performance Management (PM); Performance measurements Core Network (CN) Circuit Switched (CS) domain".
- [30] 3GPP TS 32.732: "Telecommunication management; IP Multimedia Subsystem (IMS) Network Resource Model (NRM) Integration Reference Point (IRP): Information Service (IS)".
- [31] 3GPP TS 23.203: "Policy and charging control architecture".
- [32] 3GPP TS 29.212: "Policy Charging Control; Reference points".
- [33] 3GPP TS 29.213: "Policy and charging control signalling flows and Quality of Service (QoS) parameter mapping".
- [34] IETF RFC 3261: "SIP: Session Initiation Protocol".
- [35] 3GPP TS 23.167: "IP Multimedia Subsystem (IMS) emergency sessions".
- [36] 3GPP TS 24.604: "Communication Diversion (CDIV) using IP Multimedia (IM) Core Network (CN) subsystem; Protocol specification".

- [37] 3GPP TS 24.607: "Originating Identification Presentation (OIP) and Originating Identification Restriction (OIR) using IP Multimedia (IM) Core Network (CN) subsystem; Protocol specification".
- [38] 3GPP TS 24. 615: "Communication Waiting (CW) using IP Multimedia (IM) Core Network (CN) subsystem; Protocol specification ".
- [39] 3GPP TS 24.611: "Anonymous Communication Rejection (ACR) and Communication Barring (CB) using IP Multimedia (IM) Core Network (CN) subsystem; Protocol specification".
- [40] 3GPP TS TS29.272: " Evolved Packet System (EPS); Mobility Management Entity (MME) and Serving GPRS Support Node (SGSN) related interfaces based on Diameter protocol".
- [41] 3GPP TS 24. 610: "Communication HOLD (HOLD) using IP Multimedia (IM) Core Network (CN) subsystem; Protocol specification".
- [42] 3GPP TS 24.608: "Terminating Identification Presentation (TIP) and Terminating Identification Restriction (TIR) using IP Multimedia (IM) Core Network (CN) subsystem; Protocol specification".
- [43] 3GPP TS 24.606: "Message Waiting Indication (MWI) using IP Multimedia (IM) Core Network (CN) subsystem;Protocol specification".
- [44] 3GPP TS 24.239: "Flexible Alerting (FA) using IP Multimedia (IM) Core Network (CN) subsystem;Protocol specification".
- [45] 3GPP TS 24.183: "IP Multimedia Subsystem (IMS) Customized Ringing Signal(CRS);Protocol specification".
- [46] 3GPP TS 24.182: "IP Multimedia Subsystem (IMS) Customized Alerting Tones (CAT);Protocol specification".
- [47] 3GPP TS 24.647: "Advice Of Charge (AOC) using IP Multimedia (IM) Core Network (CN) subsystem".
- [48] 3GPP TS 24.642: " Completion of Communications to Busy Subscriber (CCBS) and Completion of Communications by No Reply (CCNR) using IP Multimedia (IM) Core Network (CN) subsystem;Protocol specification ".
- [49] 3GPP TS 24.654: "Closed User Group (CUG) using IP Multimedia (IM) Core Network (CN) subsystem; Protocol Specification ".
- [50] 3GPP TS 24.616: "Malicious Communication Identification (MCID) using IP Multimedia (IM) Core Network (CN) subsystem; Protocol specification".
- [51] 3GPP TS 24.259: "Personal Network Management (PNM); Stage 3".
- [52] 3GPP TS 24.629: "Explicit Communication Transfer (ECT) using IP Multimedia (IM) Core Network (CN) subsystem; Protocol specification".
- [53] 3GPP TS 28.500: "Management concept, architecture and requirements for mobile networks that include virtualized network functions".
- [54] ETSI GS NFV-IFA027 v0.4.0: "Network Functions Virtualisation (NFV); Management and Orchestration; Performance Measurements Specification".

3 Measurement family and abbreviations

3.1 Measurement family

The measurement names defined in the present document are all beginning with a prefix containing the measurement family name (e.g. UR.AttInitReg, SC.AttOrigSession). This family name identifies all measurements which relate to a given functionality and it may be used for measurement administration (see 3GPP TS 32.401 [5]).

The list of families currently used in the present document is as follows:

- CC (measurements related to Call Control).
- CONF (measurements related to conference service).
- DBU (measurements related to Database Usage).
- DTR (measurements related to Data Read).
- DTU (measurements related to Data Update).
- EQPT (measurements related to Equipment).
- IDS (measurements related to Inter-network Domain Session).
- LIQ (measurements related to Location Information Query).
- MA (measurements related Multimedia Authentication).
- NOTIF (measurements related to Notification).
- PoC (measurements related to PoC service).
- PRES (measurements related to Present service).
- QoS (measurements related to Quality of Service).
- RII (measurements related to Routing Information Interrogation).
- RU (measurements related to Roaming Users).
- SC (measurements related to Session Control).
- SUB (Measurements related to Subscription to notifications).
- UP (measurements related to User Profile).
- UR (measurements related to UE registration).
- XDM (measurements related to XDM enabler).

3.2 Abbreviations

For the purposes of the present document, the following abbreviations apply:

3G	3 rd Generation
3GPP	3G Partnership Project
BGCF	Breakout Gateway Control Function
CS	Circuit switched
CN	Core Network
CSCF	Call Session Control Function
E-CSCF	Emergency CSCF
HSS	Home Subscriber Server
IM	IP Multimedia
IMS	IP Multimedia Subsystem
IBCF	Interconnection Border Control Function
I-CSCF	Interrogating CSCF
NE	Network Element
NF	Network Function
NM	Network Manager
OA&M	Operation, Administration and Maintenance
OS	Operations System (EM, NM)
PCC	Policy and Charging Control
PCEF	Policy and Charging Enforcement Function
PCRF	Policy and Charging Rule Function
PM	Performance Management
P-CSCF	Proxy CSCF
QoS	Quality of Service
S-CSCF	Serving CSCF
UMTS	Universal Mobile Telecommunications System

VNFM Virtualized Network Function Manager

You can find below a list of abbreviations used within the measurement types for field E of the measurement template (see 3GPP TS 32.404 [12]).

Ans	Answer(ed)
Att	Attempted
Auth	Authorization
CCR	Credit-Control-Request
CCA	Credit-Control-Answer
Cs	Circuit switched
DER	Discrete Event Registration
DeReg	De-Registration
Dmn	Domain
Estab	Establish(ment)
Fail	Failed(/Failure)
Fwd	Forward(ed)
Glb	Global
Info	Information
Im	IP Multimedia
Inc	Incoming
Ind	Indication
Init	Initial
Interop	Interoperator
LIA	Location-Info-Answer
LIR	Location-Info-Request
MAA	Multimedia-Authentication-Answer
MAR	Multimedia-Authentication-Request
Max	Maximum
Modf	Modify/Modification
Nbr	Number
Ntwk	Network
Orig	Originated
Outg	Outgoing
PM	Page-Mode
PNA	Push-Notification -Answer
PNR	Push-Notification-Request
PPA	Push-Profile-Answer
PPR	Push-Profile-Request
Pri	Private
PUA	Profile-Update-Answer
Pub	Public
PUR	Profile-Update-Request
Reg	Registration
Rej	Rejected
Req	Request
Rel	Release
ReReg	Re-Registration
Res	Resource
Rsv	Reserve/Reservation
Rmg	Roaming
RTA	Registration-Termination-Answer
RTR	Registration-Termination-Request
SAA	Server-Assignment-Answer
SAR	Server-Assignment-Request
SNA	Subscribe-Notifications-Answer
SNR	Subscribe-Notifications-Request
Simul	Simultaneous
SM	Session-Mode
Srv	Service
Succ	Successful
Term	Terminated

UAA	User-Authorization-Answer
UAR	User-Authorization-Request
UDA	User-Data-Answer
UDR	User-Data-Request

4 Functionality related measurements

The measurements defined in this clause are related to the functionality aspect performance. The detailed measurements for each function are defined in the following subclauses.

4.1 Measurements related to CSCF

4.1.1 Registration related measurements

4.1.1.1 Initial registration

The measurements defined in subclauses 4.1.1.1.1, 4.1.1.1.2 and 4.1.1.1.3 are subject to the "2 out of 3 approach".

4.1.1.1.1 Attempted initial registration procedures

- a) This measurement provides the number of attempted initial registrations at the P-CSCF or S-CSCF.
- b) CC.
- c) On receipt by the P-CSCF or S-CSCF of a SIP_REGISTER message for the initial registration (see 3GPP TS 23.228 [7]).
- d) A single integer value.
- e) UR.AttInitReg.
- f) PCSCFFunction.
- g) SCSCFFunction.
- h) Valid for packet switched traffic.
- i) IMS.

4.1.1.1.2 Successful initial registration procedures

- a) This measurement provides the number of successful initial registrations at the P-CSCF or S-CSCF.
- b) CC.
- c) On transmission by the P-CSCF or S-CSCF of a SIP_200_OK message for the initial registration (see 3GPP TS 23.228 [7]).
- d) A single integer value.
- e) UR.SuccInitReg.
- f) PCSCFFunction.
SCSCFFunction.
- g) Valid for packet switched traffic.
- h) IMS.

4.1.1.1.3 Failed initial registration procedures

- a) This measurement provides the number of failed initial registration procedures at the P-CSCF or S-CSCF. The measurement is split into subcounters per response status codes.
- b) CC.

- c) On transmission by the P-CSCF or S-CSCF of a response message (e.g. SIP_4xx) indicating a failed initial registration, each failed initial registration procedure is added to the relevant measurement according to the status code. Possible status codes are included in 3GPP TS 29.229 [10]. The sum of all supported per status code measurements shall equal the total number of failed initial registration procedures. In case only a subset of per cause measurements is supported, a sum subcounter will be provided first.
- d) Each measurement is an integer value. The number of measurements is equal to the number of measured status codes plus a possible sum measurement identified by the .sum suffix.
- e) The measurement name has the form UR.FailInitReg.Cause where *Cause* identifies the status code.
- f) PCSCFFunction
SCSCFFunction.
- g) Valid for packet switched traffic.
- h) IMS

4.1.1.1.4 IMS initial registration set-up time (Mean)

- a) This measurement provides the mean setup time of the successful IMS initial registrations at P-CSCF.
- b) DER (n=1).
- c) This measurement is obtained by accumulating the time intervals for every successful IMS initial registration between the receipt by the P-CSCF from the UE of a SIP_REGISTER message and the corresponding SIP_200_OK message for the initial registration over a granularity period using DER. The end value of this time will then be divided by the number of successful IMS initial registrations observed in the granularity period to give the arithmetic mean, the accumulator shall be reinitialised at the beginning of each granularity period. See 3GPP TS 23.228 [7].

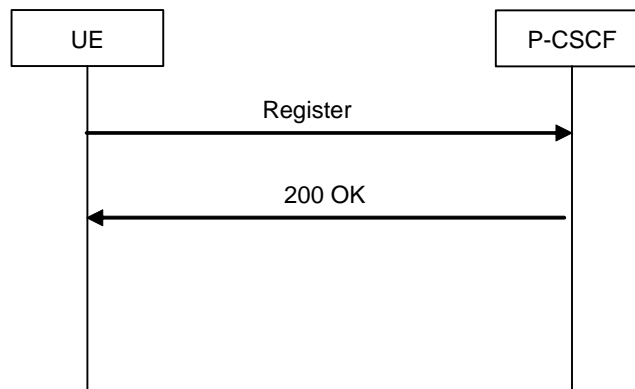


Figure 1: UE registration procedure

- d) A single integer value. (in milliseconds).
- e) UR.MeanInitRegSetupTime.
- f) PCSCFFunction.
- g) Valid for packet switched traffic.
- h) IMS.
- i) This measurement is mainly dedicated to Vendor Performance Modelling, Operator Traffic Engineering and Vendor Development Engineering communities.

4.1.1.1.5 Attempted initial registration procedures per access technology

- a) This measurement provides the number of attempted initial registrations from the UE belonging to a given access technology. (Note: The P-Access-Network-Info header is extended to include specific information relating to particular access technologies. The UE shall populate the P-Access-Network-Info header, with the following access-type tokens: "3GPP-GERAN", "3GPP-UTRAN-FDD", "3GPP-UTRAN-TDD", "3GPP2-1X", "IEEE-802.11a" or "IEEE-802.11b", etc., as appropriate to the access technology in use.). This measurement is only valid for the P-CSCF.
- b) CC.
- c) On receipt by the P-CSCF of a SIP_REGISTER message for the initial registration. Each Register message with different access-type token in the P-Access-Network-Info header for the initial registration is added to the relevant measurement according to access technology (see 3GPP TS 24.229 [8]).
- d) Each measurement is an integer value.
- e) The measurement name has the form UR.AttInitReg.*AT* where *AT* identifies the access technology the UE is belonging to.
- f) PCSCFFunction
- g) Valid for packet switched traffic.
- h) IMS.

4.1.1.1.6 Successful initial registration procedures per access technology

- a) This measurement provides the number of successful initial registrations from the UE belonging to a given access technology. This measurement is only valid for the P-CSCF.
- b) CC.
- c) On transmission by the P-CSCF of a SIP_200_OK message for the initial registration, corresponding to the SIP_REGISTER message with different access-type token in the P-Access-Network-Info header for the initial registration, each successful initial registration is added to the relevant measurement according to access technology (see 3GPP TS 24.229 [8]).
- d) A single integer value.
- e) The measurement name has the form UR.SuccInitReg.*AT* where *AT* identifies the access technology the UE is belonging to.
- f) PCSCFFunction.
- g) Valid for packet switched traffic.
- h) IMS.

4.1.1.2 Re-registration

The measurements defined in subclauses 4.1.1.2.1, 4.1.1.2.2 and 4.1.1.2.3 are subject to the "2 out of 3 approach".

4.1.1.2.1 Attempted re-registration procedures

- a) This measurement provides the number of attempted re-registrations at the P-CSCF or S-CSCF.
- b) CC.
- c) On receipt by the P-CSCF or S-CSCF of a SIP_REGISTER message for the re-registration (see 3GPP TS 23.228 [7]).
- d) A single integer value.
- e) UR.AttReReg.

- f) PCSCFFunction.
SCSCFFunction.
- g) Valid for packet switched traffic.
- h) IMS.

4.1.1.2.2 Successful re-registration procedures

- a) This measurement provides the number of successful re-registrations at the P-CSCF or S-CSCF.
- b) CC.
- c) On transmission by the P-CSCF or S-CSCF of a SIP_200_OK message for the re-registration (see 3GPP TS 23.228 [7]).
- d) A single integer value.
- e) UR.SuccReReg.
- f) PCSCFFunction.
SCSCFFunction.
- g) Valid for packet switched traffic.
- h) IMS.

4.1.1.2.3 Failed re-registration procedures

- a) This measurement provides the number of failed re-registration procedures at the P-CSCF or S-CSCF. The measurement is split into subcounters per response status codes.
- b) CC.
- c) On transmission by the P-CSCF or S-CSCF of a response message(e.g. SIP_4xx) indicating a failed re-registration, each failed re-registration procedure is added to the relevant measurement according to the status code. Possible status codes are included in 3GPP TS 29.229 [10]. The sum of all supported per status code measurements shall equal the total number of failed re-registration procedures. In case only a subset of per cause measurements is supported, a sum subcounter will be provided first.
- d) Each measurement is an integer value. The number of measurements is equal to the number of measured per status code plus a possible *sum* measurement identified by the *.sum* suffix.
- e) The measurement name has the form UR.FailReReg.*Cause* where *Cause* identifies the status code.
- f) PCSCFFunction.
SCSCFFunction.
- g) Valid for packet switched traffic.
- h) IMS

4.1.1.2.4 Attempted re-registration procedures per access technology

- a) This measurement provides the number of attempted re-registrations from the UE belonging to a given access technology. (Note: The P-Access-Network-Info header is extended to include specific information relating to particular access technologies. The UE shall populate the P-Access-Network-Info header, with the following access-type tokens: "3GPP-GERAN", "3GPP-UTRAN-FDD", "3GPP-UTRAN-TDD", "3GPP2-1X", "IEEE-

802.11a" or "IEEE-802.11b", etc., as appropriate to the access technology in use.). This measurement is only valid for the P-CSCF.

- b) CC.
- c) On receipt by the P-CSCF of a SIP_REGISTER message for the re-registration. Each Register message with different access-type token in the P-Access-Network-Info header for the re-registration is added to the relevant measurement according to access technology (see 3GPP TS 24.229 [8]).
- d) Each measurement is an integer value.
- e) The measurement name has the form UR.AttReReg.AT where AT identifies the access technology the UE is belonging to.
- f) PCSCFFunction.
- g) Valid for packet switched traffic.
- h) IMS.

4.1.1.2.5 Successful re-registration procedures per access technology

- a) This measurement provides the number of successful re-registrations from the UE belonging to a given access technology. This measurement is only valid for the P-CSCF.
- b) CC.
- c) On transmission by the P-CSCF of a SIP_200_OK message for the re-registration, corresponding to the SIP_REGISTER message with different access-type token in the P-Access-Network-Info header for the re-registration, each successful re-registration is added to the relevant measurement according to access technology (see 3GPP TS 24.229 [8]).
- d) A single integer value.
- e) The measurement name has the form UR.SuccReReg.AT where AT identifies the access technology the UE is belonging to.
- f) PCSCFFunction.
- g) Valid for packet switched traffic.
- h) IMS.

4.1.1.3 De-registration

4.1.1.3.1 De-registrations initiated by UE

The measurements defined in subclauses 4.1.1.3.1.1, 4.1.1.3.1.2 and 4.1.1.3.1.3 are subject to the "2 out of 3 approach".

4.1.1.3.1.1 Attempted de-registration procedures initiated by UE

- a) This measurement provides the number of attempted de-registrations initiated by UE at the P-CSCF or S-CSCF.
- b) CC.
- c) On receipt by the P-CSCF or S-CSCF of a SIP_REGISTER message for the de-registration (see 3GPP TS 23.228 [7]).
- d) A single integer value.
- e) UR.AttDeRegUe.
- f) PCSCFFunction.
SCSCFFunction.
- g) Valid for packet switched traffic.
- h) IMS.

4.1.1.3.1.2 Successful de-registration procedures initiated by UE

- a) This measurement provides the number of successful de-registrations initiated by UE at the P-CSCF or S-CSCF.
- b) CC.
- c) On transmission by the P-CSCF or S-CSCF of a SIP_200_OK message corresponding to SIP_REGISTER message for the de-registration (see 3GPP TS 23.228 [7]).
- d) A single integer value.
- e) UR.SuccDeRegUe.
- f) PCSCFFunction.
SCSCFFunction.
- g) Valid for packet switched traffic.
- h) IMS.

4.1.1.3.1.3 Failed de-registration procedures initiated by UE

- a) This measurement provides the number of failed de-registration procedures initiated by UE at the P-CSCF or S-CSCF. The measurement is split into subcounters per response status codes..
- b) CC.
- c) On transmission by the P-CSCF or S-CSCF of a response message (e.g. SIP_4xx) indicating a failed de-registration procedure initiated by UE, each failed de-registration procedure initiated by UE is added to the relevant measurement according to the status code. Possible status codes are included in 3GPP TS 29.229 [10]. The sum of all supported per status code measurements shall equal the total number of failed de-registration procedures initiated by UE. In case only a subset of per cause measurements is supported, a sum subcounter will be provided first.
- d) Each measurement is an integer value. The number of measurements is equal to the number of measured status codes plus a possible sum measurement identified by the *.sum* suffix.

- e) The measurement name has the form UR.FailDeRegUe.Cause where *Cause* identifies the status code.
- f) PCSCFFunction.
SCSCFFunction.
- g) Valid for packet switched traffic.
- h) IMS.

4.1.1.3.1.4 Attempted de-registrations initiated by UE per access technology

- a) This measurement provides the number of attempted de-registrations from the UE belonging to a given access technology. (Note: The P-Access-Network-Info header is extended to include specific information relating to particular access technologies. The UE shall populate the P-Access-Network-Info header, with the following access-type tokens: "3GPP-GERAN", "3GPP-UTRAN-FDD", "3GPP-UTRAN-TDD", "3GPP2-1X", "IEEE-802.11a" or "IEEE-802.11b", etc., as appropriate to the access technology in use.). This measurement is only valid for the P-CSCF.
- b) CC.
- c) On receipt by the P-CSCF of a SIP_REGISTER message for the de-registration. Each Register message with different access-type token in the P-Access-Network-Info header for the de-registration is added to the relevant measurement according to access technology (see 3GPP TS 24.229 [8]).
- d) Each measurement is an integer value.
- e) The measurement name has the form UR.AttDeRegUe.AT where *AT* identifies the access technology the UE is belonging to.
- f) PCSCFFunction.
- g) Valid for packet switched traffic.
- h) IMS.

4.1.1.3.1.5 Successful de-registrations initiated by UE per access technology

- a) This measurement provides the number of successful de-registrations from the UE belonging to a given access technology. This measurement is only valid for the P-CSCF.
- b) CC.
- c) On transmission by the P-CSCF of a SIP_200_OK message for the de-registration, corresponding to the SIP_REGISTER message with different access-type token in the P-Access-Network-Info header for the de-registration, each successful de-registration is added to the relevant measurement according to access technology (see 3GPP TS 24.229 [8]).
- d) A single integer value.
- e) The measurement name has the form UR.SuccDeRegUe.AT where *AT* identifies the access technology the UE is belonging to.
- f) PCSCFFunction.
- g) Valid for packet switched traffic.
- h) IMS.

4.1.1.3.2 De-registration initiated by HSS

The measurements defined in this subclause are subject to the "2 out of 3 approach".

4.1.1.3.2.1 Attempted de-registration procedures initiated by HSS

- a) This measurement provides the number of attempted de-registrations initiated by HSS at the S-CSCF.
- b) CC.
- c) On receipt by the S-CSCF of a Cx-Deregister message for the de-registration initiated by HSS (see 3GPP TS 29.228 [9]).
- d) A single integer value.
- e) UR.AttDeRegHss.
- f) SCSCFFunction.
- g) Valid for packet switched traffic.
- h) IMS.

4.1.1.3.2.2 Successful de-registration procedures initiated by HSS

- a) This measurement provides the number of successful de-registrations initiated by HSS at the S-CSCF.
- b) CC.
- c) On transmission by the S-CSCF of a "Cx-Deregister Resp" message indicating a successful de-registration initiated by HSS (see 3GPP TS 29.228 [9]).
- d) A single integer value.
- e) UR.SuccDeRegHss.
- f) SCSCFFunction.
- g) Valid for packet switched traffic.
- h) IMS.

4.1.1.3.2.3 Failed de-registration procedures initiated by HSS

- a) This measurement provides the number of failed de-registration procedures initiated by HSS at the S-CSCF. The measurement is split into subcounters per diameter result codes.
- b) CC.
- c) On transmission by the S-CSCF of a response message(e.g. SIP_4xx) indicating a failed de-registration procedure initiated by HSS, each failed de-registration procedure initiated by HSS is added to the relevant measurement according to the status code. Possible status codes are included in 3GPP TS 29.229 [10]. The sum of all supported per status code measurements shall equal the total number of failed de-registration procedures initiated by HSS. In case only a subset of per cause measurements is supported, a sum subcounter will be provided first.
- d) Each measurement is an integer value. The number of measurements is equal to the number of measured result code plus a possible sum measurement identified by the *.sum* suffix.
- e) The measurement name has the form UR.FailDeRegHss.*Cause* where *Cause* identifies the Diameter result code.
- f) SCSCFFunction.
- g) Valid for packet switched traffic.
- h) IMS.

4.1.1.3.3 De-registration initiated by service platform

The measurements defined in this subclause are subject to the "2 out of 3 approach".

4.1.1.3.3.1 Attempted de-registration procedures initiated by service platform

- a) This measurement provides the number attempted of de-registrations initiated by service platform at the S-CSCF.
- b) CC.
- c) On transmission by the S-CSCF of a SIP_NOTIFY message indicating a de-registration initiated by service platform (see 3GPP TS 24.229 [8]).
- d) A single integer value.
- e) UR.AttDeRegSrvPlatform.
- f) SCSCFFunction.
- g) Valid for packet switched traffic.
- h) IMS.

4.1.1.3.3.2 Successful de-registration procedures initiated by service platform

- a) This measurement provides the number of successful de-registrations initiated by service platform at the S-CSCF.
- b) CC.
- c) On receipt by the S-CSCF of a SIP_200_OK message corresponding to the SIP_NOTIFY message indicating a de-registration initiated by service platform (see 3GPP TS 24.229 [8]).
- d) A single integer value.
- e) UR.SuccDeRegSrvPlatform.
- f) SCSCFFunction.
- g) Valid for packet switched traffic.
- h) IMS.

4.1.1.3.3.3 Failed de-registration procedures initiated by service platform

- a) This measurement provides the number of failed de-registration procedures initiated by service platform at the S-CSCF. The measurement is split into subcounters per response status codes.
- b) CC.
- c) On receipt by the S-CSCF of a response message (e.g. SIP_4xx) indicating a failed de-registration procedure initiated by service platform, each failed de-registration procedure initiated by service platform is added to the relevant measurement according to the status code. Possible status codes are included in 3GPP TS 29.229 [10]. The sum of all supported per status code measurements shall equal the total number of failed de-registration procedures initiated by service platform. In case only a subset of per cause measurements is supported, a sum subcounter will be provided first.
- d) Each measurement is an integer value. The number of measurements is equal to the number of the measured status codes plus a possible sum measurement identified by the *.sum* suffix.
- e) The measurement name has the form UR.FailDeRegSrvPlatform.*Cause* where *Cause* identifies the status code.
- f) SCSCFFunction.

- g) Valid for packet switched traffic.
- h) IMS.

4.1.1.4 Third party registration

The measurements defined in this subclause are subject to the "2 out of 3 approach".

4.1.1.4.1 Attempted third party registration procedures

- a) This measurement provides the number of attempted third-party registrations triggered by S-CSCF..
- b) CC.
- c) On transmission by the S-CSCF of a SIP_REGISTER message for the third party registration (see 3GPP TS 24.229 [8]).
- d) A single integer value.
- e) UR.Att3rdPartyReg.
- f) SCSCFFunction.
- g) Valid for packet switched traffic.
- h) IMS.

4.1.1.4.2 Successful third party registration procedures

- a) This measurement provides the number of successful third-party registrations triggered by S-CSCF.
- b) CC.
- c) On receipt by the S-CSCF of a SIP_200_OK message for the third party registration (see 3GPP TS 24.229 [8]).
- d) A single integer value.
- e) UR.Succ3rdPartyReg.
- f) SCSCFFunction.
- g) Valid for packet switched traffic.
- h) IMS.

4.1.1.4.3 Failed third party registration procedures

- a) This measurement provides the number of failed third-party registrations triggered by S-CSCF.
- b) CC.
- c) On receipt by the S-CSCF of a response message(e.g. SIP_4xx) indicating a failed third party registration procedure, each failed third party registration procedure is added to the relevant measurement according to the status code. Possible status codes are included in 3GPP TS 29.229 [10]. The sum of all supported per status code measurements shall equal the total number of failed third party registration procedures. In case only a subset of per cause measurements is supported, a sum subcounter will be provided first.
- d) Each measurement is a single integer value. The number of measurements is equal to the number of the measured status codes plus a possible sum measurement identified by the *.sum* suffix.
- e) The measurement name has the form UR.Fail3rdPartyReg.*Cause*. where *Cause* identifies the status code.
- f) SCSCFFunction.

- g) Valid for packet switched traffic.
- h) IMS.

4.1.1.5 User registration status query

The measurements defined in this subclause are subject to the "2 out of 3 approach".

4.1.1.5.1 Attempted user registration status query procedures

- a) This measurement provides number of attempted User registration status query procedures at the I-CSCF.
- b) CC.
- c) On transmission by the I-CSCF of a User-Authorization-Request Diameter command to the HSS (see 3GPP TS 29.229 [9]).
- d) A single integer value.
- e) UR.AttUAR.
- f) ICSCFFunction.
- g) Valid for packet switched traffic.
- h) IMS.

4.1.1.5.2 Successful user registration status query procedures

- a) This measurement provides number of successful user registration status query procedures at the I-CSCF.
- b) CC.
- c) On receipt by the I-CSCF of a User-Authorization-Answer Diameter command from HSS indicating that the User Authorization Request is successful with the specific result code, each successful user registration status query procedure is added to the relevant measurement according to the successful result code. Possible successful result codes are included in 3GPP TS 29.229 [10]. The sum of all supported per result code measurements shall equal the total number of successful User registration status query procedures. In case only a subset of per cause measurements is supported, a sum subcounter will be provided first.
- d) Each measurement is an integer value. The number of measurements is equal to the number of result codes plus a possible sum value identified by the *.sum* suffix.
- e) The measurement name has the form UR.SuccUAA.*ResultCode* where *ResultCode* identifies the successful Result Code.
- f) ICSCFFunction.
- g) Valid for packet switched traffic.
- h) IMS.

4.1.1.5.3 Failed user registration status query procedures

- a) This measurement provides number of user registration status query procedures rejected by HSS for the specific causes. The measurement is split into subcounters per failure cause. This measurement is only valid for the I-CSCF.
- b) CC.

- c) On receipt by the I-CSCF of a User-Authorization-Answer Diameter command from HSS indicating that the User Authorization Request is rejected for the specific cause, each failed user registration status query procedure is added to the relevant measurement according to the failure cause. Possible failure causes are included in 3GPP TS 29.229 [10]. The sum of all supported per cause measurements shall equal the total number of failed User registration status query procedures. In case only a subset of per cause measurements is supported, a sum subcounter will be provided first.
- d) Each measurement is an integer value. The number of measurements is equal to the number of causes plus a possible sum value identified by the *.sum* suffix.
- e) The measurement name has the form UR.FailUAA.*Cause* where *Cause* identifies the failure cause. The following subcounters with specific failure causes (see 3GPP TS 29.229 [10]) are required:
 - UR.NbrFailUAA.5002 Result-Code: DIAMETER_ERROR_IDENTITIES_DONT_MATCH;
 - UR.NbrFailUAA.5004 Result-Code: DIAMETER_ERROR_ROAMING_NOT_ALLOWED;
- f) ICSCFFunction.
- g) Valid for packet switched traffic.
- h) IMS.

4.1.1.6 S-CSCF registration/deregistration notification

The measurements defined in this subclause are subject to the "2 out of 3 approach".

4.1.1.6.1 Attempted S-CSCF registration/deregistration notification procedures

- a) This measurement provides number of attempted S-CSCF registration/deregistration notification procedures.
- b) CC.
- c) On transmission by the S-CSCF of a Server-Assignment-Request Diameter command to the HSS (see 3GPP TS 29.228 [9]).
- d) A single integer value.
- e) UR.AttSAR.
- f) SCSCFFunction.
- g) Valid for packet switched traffic.
- h) IMS.

4.1.1.6.2 Successful S-CSCF registration/deregistration notification procedures

- a) This measurement provides number of successful S-CSCF registration/deregistration notification procedures.
- b) CC.
- c) On receipt by the S-CSCF of a Server-Assignment-Answer Diameter command from the HSS indicating a successful S-CSCF registration/deregistration notification procedure (see 3GPP TS 29.228 [9]).
- d) A single integer value.
- e) UR.SuccSAA.
- f) SCSCFFunction.
- g) Valid for packet switched traffic.
- h) IMS.

4.1.1.6.3 Failed S-CSCF registration/deregistration notification procedures

- a) This measurement provides number of failed S-CSCF registration/deregistration notification procedures. The measurement is split into subcounters per failure cause.
- b) CC.
- c) On receipt by the S-CSCF of a Server-Assignment-Answer Diameter command from HSS indicating the S-CSCF registration/deregistration notification procedure is failed for the specific cause, each failed S-CSCF registration/deregistration notification procedure is added to the relevant measurement according to the failure cause. Possible failure causes are included in TS 29.229 [10]. The sum of all supported per cause measurements shall equal the total number of failed S-CSCF registration/deregistration notification procedures. In case only a subset of per cause measurements is supported, a sum subcounter will be provided first.
- d) Each measurement is an integer value. The number of measurements is equal to the number of causes plus a possible sum value identified by the *.sum* suffix.
- e) The measurement name has the form UR.FailSAA.*Cause* where *Cause* identifies the failure cause.
- f) SCSCFFunction.
- g) Valid for packet switched traffic.
- h) IMS.

4.1.2 Session control related measurements

The measurements defined in subclauses 4.1.2.1, 4.1.2.2 and 4.1.2.4 are subject to the "2 out of 3 approach".

4.1.2.1 Attempted session establishments

- a) This measurement provides the number of attempted session establishments at P-CSCF or S-CSCF.
- b) CC.
- c) On receipt by the P-CSCF or S-CSCF of an initial SIP_INVITE message (see 3GPP TS 23.228 [7]).
- d) A single integer value.
- e) SC.AttSession.
- f) PCSCFFunction.
SCSCFFunction.
- g) Valid for packet switched traffic.
- h) IMS.

4.1.2.2 Successful session establishments

- a) This measurement provides the number of successful session establishments at the P-CSCF or S-CSCF. The measurement is split into subcounters per message type (e.g. SIP_180) indicating the successful session establishments.
- b) CC.
- c) On transmission by the P-CSCF or S-CSCF of the first response message (e.g. SIP_180) indicating a successful session establishment corresponding to the initial SIP_INVITE message (see 3GPP TS 23.228 [7]), each successful session establishment is added to the relevant measurement according to the message type, the possible response message types are identified in 3GPP TS 24.229 [8]. The sum of all supported per message type measurements shall equal the total number of successful session establishments. In case only a subset of per message type measurements is supported, a sum subcounter will be provided first.
- d) Each measurement is an integer value. The number of measurements is equal to the number of message types plus a possible sum value identified by the *.sum* suffix.
- e) The measurement name has the form SC.SuccSession.type where *type* identifies the message type.

The following subcounters with specific message types are the samples of this measurement:

- SC.SuccSession.180 Message type: SIP_180;
 - SC.SuccSession.200 Message type: SIP_200_OK only if the SIP_180 has not been sent for this session.
- f) PCSCFFunction.
SCSCFFunction.
 - g) Valid for packet switched traffic.
 - h) IMS.

4.1.2.3 Answered session establishments

- a) This measurement provides the number of answered session establishments at the P-CSCF or S-CSCF.
- b) CC.

- c) On transmission by the P-CSCF or S-CSCF of a SIP_200_OK response message corresponding to the initial SIP_INVITE messages (see 3GPP TS 23.228 [7]).
- d) A single integer value.
- e) SC.AnsSession.
- f) PCSCFFunction.
SCSCFFunction.
- g) Valid for packet switched traffic.
- h) IMS.

4.1.2.4 Failed session establishments

- a) This measurement provides the number of failed session establishments at the P-CSCF or S-CSCF. The measurement is split into subcounters per response status codes.
- b) CC.
- c) On transmission by the P-CSCF or S-CSCF of a response message (e.g. SIP_430) indicating a failed session establishment corresponding to the initial SIP_INVITE messages (see 3GPP TS 23.228 [7]), each failed session establishment is added to the relevant measurement according to the status code. The sum of all supported per status code measurements shall equal the total number of failed session establishments. In case only a subset of per cause measurements is supported, a sum subcounter will be provided first.
- d) Each measurement is an integer value. The number of measurements is equal to the number of causes plus a possible sum value identified by the *.sum* suffix.
- e) The measurement name has the form SC.FailSession.*Cause* where *Cause* identifies the status code.
- f) PCSCFFunction.
SCSCFFunction.
- g) Valid for packet switched traffic.
- h) IMS.

4.1.2.5 Simultaneous online and answered sessions (Maximum)

- a) This measurement provides the maximum number of simultaneous online sessions which have been answered at the P-CSCF or S-CSCF.
- b) SI.
- c) This measurement is obtained by sampling at a pre-defined interval the number of simultaneous online sessions which have been answered and then taking the maximum.
- d) A single integer value.
- e) SC.NbrSimulAnsSessionMax.
- f) PCSCFFunction.
SCSCFFunction.
- g) Valid for packet switched traffic.
- h) IMS.

4.1.2.6 Successful session establishment time (Mean)

- a) This measurement provides the mean establishment time of the successful sessions at the P-CSCF or S-CSCF. The measurement is split into subcounters per media type.
- b) DER (n=1).
- c) This measurement is obtained by accumulating the time intervals for every successful session between the receipt of an initial SIP_INVITE message by the P-CSCF or S-CSCF (see 3GPP TS 23.228 [7]) and the transmission of the first corresponding response message (which may be SIP_180 or SIP_2XX) indicating a successful session establishment over a granularity period. The end value of this time will then be divided by the number of successful session establishments observed in the granularity period to give the arithmetic mean, the accumulator shall be reinitialised at the beginning of each granularity period. The measurement is split into subcounters per media type, and the possible media type can be seen in TS 24.229[8].
- d) A single integer value(in milliseconds)
- e) SC.SessionEstabTimeMean.MediaName
- f) PCSCFFunction.
SCSCFFunction.
- g) Valid for packet switched traffic.
- h) IMS

4.1.2.7 Simultaneous online and answered sessions (Mean)

- a) This measurement provides the mean number of simultaneous online and answered sessions at the P-CSCF and S-CSCF.
- b) SI.
- c) This measurement is obtained by sampling at a pre-defined interval the number of simultaneous online and answered sessions which are in the state between receipt by the P-CSCF of SIP_200_OK message and receipt by the P-CSCF of message SIP_BYE, or between receipt by the S-CSCF of message SIP_200_OK and receipt or transmission by the S-CSCF of the message SIP_BYE, and then taking the arithmetic mean.
- d) A single integer value.
- e) SC.NbrSimulAnsSessionMean
- f) PCSCFFunction
SCSCFFunction
- g) Valid for packet switched traffic.
- h) IMS.

4.1.2.8 Dropped sessions

- a) This measurement provides the number of sessions that have been removed due to session expiry at the S-CSCF, P-CSCF and I-CSCF.
- b) CC.
- c) A session is removed due to time expired.
- d) A single integer value.
- e) SC.DroppedSession.
- f) PCSCFFunction

SCSCFFunction

ICSCFFunction

- g) Valid for packet switched traffic.
- h) IMS.

4.1.2.9 Attempted originating session establishments

- a) This measurement provides the number of attempted originating session establishments at P-CSCF.
- b) CC.
- c) On receipt by the P-CSCF of an initial SIP_INVITE message from UE (see 3GPP TS 23.228 [7]).
- d) A single integer value.
- e) SC.AttSessionOrig.
- f) PCSCFFunction.
- g) Valid for packet switched traffic.
- h) IMS.

4.1.2.10 Successful originating session establishments

- a) This measurement provides the number of successful originating session establishments at the P-CSCF. The measurement is split into subcounters per message type (e.g. SIP_180) indicating the successful session establishments.
- b) CC.
- c) On transmission by the P-CSCF of the first response message (e.g. SIP_180) indicating a successful session establishment corresponding to the initial SIP_INVITE message (see 3GPP TS 23.228 [7]) to UE, each successful session establishment is added to the relevant measurement according to the message type, the possible response message types are identified in 3GPP TS 24.229 [8]. The sum of all supported per message type measurements shall equal the total number of successful session establishments. In case only a subset of per message type measurements is supported, a sum subcounter will be provided first.
- d) Each measurement is an integer value. The number of measurements is equal to the number of message types plus a possible sum value identified by the *.sum* suffix.
- e) The measurement name has the form SC.SuccSessionOrig.*type* where *type* identifies the message type.

The following subcounters with specific message types are the samples of this measurement:

- SC.SuccSessionOrig.180 Message type: SIP_180;
- SC.SuccSessionOrig.200 Message type: SIP_200_OK only if the SIP_180 has not been sent for this session.

- f) PCSCFFunction.
- g) Valid for packet switched traffic.
- h) IMS.

4.1.2.11 Attempted terminating session establishments

- a) This measurement provides the number of attempted terminating session establishments at P-CSCF and I-CSCF.
- b) CC.

- c) On receipt by the terminating I-CSCF of an initial SIP_INVITE message from originating S-CSCF and receipt by the P-CSCF of an initial SIP_INVITE message from S-CSCF (see 3GPP TS 23.228 [7]).
- d) A single integer value.
- e) SC.AttSessionTerm.
- f) PCSCFFunction
ICSCFFunction
- g) Valid for packet switched traffic.
- h) IMS.

4.1.2.12 Successful terminating session establishments

- a) This measurement provides the number of successful terminating session establishments at the P-CSCF and I-CSCF. The measurement is split into subcounters per message type (e.g. SIP_180) indicating the successful session establishments.
- b) CC.
- c) On transmission by the P-CSCF of the first response message (e.g. SIP_180) indicating a successful terminating session establishment corresponding to the initial SIP_INVITE message (see 3GPP TS 23.228 [7]) to S-CSCF or on transmission by the I-CSCF of the first response message (e.g. SIP_180) indicating a successful terminating session establishment corresponding to the initial SIP_INVITE message (see 3GPP TS 23.228 [7]) to originating S-CSCF, each successful session establishment is added to the relevant measurement according to the message type, the possible response message types are identified in 3GPP TS 24.229 [8]. The sum of all supported per message type measurements shall equal the total number of successful session establishments. In case only a subset of per message type measurements is supported, a sum subcounter will be provided first.
- d) Each measurement is an integer value. The number of measurements is equal to the number of message types plus a possible sum value identified by the *.sum* suffix.
- e) The measurement name has the form SC.SuccSessionTerm.*type* where *type* identifies the message type.

The following subcounters with specific message types are the samples of this measurement:

- SC.SuccSessionTerm.180 Message type: SIP_180;
- SC.SuccSessionTerm.200 Message type: SIP_200_OK only if the SIP_180 has not been sent for this session.

- f) PCSCFFunction
ICSCFFunction
- g) Valid for packet switched traffic.
- h) IMS.

4.1.2.13 Accumulated originating session time

- a) This measurement provides the Accumulated originating session time at the P-CSCF or S-CSCF.
- b) DER (n=1).
- c) This measurement is obtained by accumulating the time intervals for all successful session establishment between the transmission by the originating P-CSCF or S-CSCF of a SIP_200_OK response message corresponding to the initial SIP_INVITE messages (see 3GPP TS 23.228 [7]) and the receipt of corresponding release message "BYE" (see 3GPP TS 23.228 [7]) over a given granularity period. The accumulator shall be reinitialised at the beginning of each granularity period.

- d) An integer value. (Unit: Millisecond)
- e) SC.AnsTrafOrig.
- f) PCSCFFunction.
 - a) SCSCFFunction.
- g) Valid for packet switched traffic.
- h) IMS.

4.1.2.14 Accumulated terminating session time

- a) This measurement provides the accumulated terminating session time at the P-CSCF or S-CSCF.
- b) DER (n=1).
- c) This measurement is obtained by accumulating the time intervals for all successful session establishment between the transmission by the terminating P-CSCF or S-CSCF of a SIP_200_OK response message corresponding to the initial SIP_INVITE messages (see 3GPP TS 23.228 [7]) and the receipt of corresponding release message "BYE" (see 3GPP TS 23.228 [7]) over a given granularity period.. The accumulator shall be reinitialised at the beginning of each granularity period.
- d) An integer value. (Unit: Millisecond)
- e) SC.AnsTrafTerm.
- f) PCSCFFunction.
 - a) SCSCFFunction.
- g) Valid for packet switched traffic.
- h) IMS.

4.1.2.15 Attempted session establishments per access technology

- a) This measurement provides the number of attempted session establishments from the UE belonging to a given access technology at P-CSCF. The measurement is split into subcounters per access technology. The P-Access-Network-Info header is extended to include specific information relating to particular access technologies. The UE shall populate the P-Access-Network-Info header, with the following access-type tokens: "3GPP-GERAN", "3GPP-UTRAN-FDD", "3GPP-UTRAN-TDD", "3GPP2-1X", "IEEE-802.11a" or "IEEE-802.11b", etc. as appropriate to the access technology in use (see 3GPP TS 24.229 [8]).
- b) CC.
- c) On receipt by the P-CSCF of of an initial SIP_INVITE message. Each invite message with different access-type token in the P-Access-Network-Info header for the initial session is added to the relevant measurement according to access technology (see 3GPP TS 23.229 [8]).
- d) Each measurement is an integer value.
- e) The measurement name has the form UR.AttInitSession.AT where AT identifies the access technology the UE is belonging to. AT could be the following access-type tokens: "3GPP-GERAN", "3GPP-UTRAN-FDD", "3GPP-UTRAN-TDD", "3GPP2-1X", "IEEE-802.11a" or "IEEE-802.11b", etc. (see 3GPP TS 24.229 [8]).
- f) PCSCFFunction.
- g) Valid for packet switched traffic.
- h) IMS.

4.1.2.16 Successful session establishments per access technology

- a) This measurement provides the number of successful session establishments from the UE belonging to a given access technology at P-CSCF. The measurement is split into subcounters per access technology. The P-Access-Network-Info header is extended to include specific information relating to particular access technologies. The UE shall populate the P-Access-Network-Info header, with the following access-type tokens: "3GPP-GERAN", "3GPP-UTRAN-FDD", "3GPP-UTRAN-TDD", "3GPP2-1X", "IEEE-802.11a" or "IEEE-802.11b", etc. as appropriate to the access technology in use (see 3GPP TS 24.229 [8]).
- b) CC.
- c) On transmission by the P-CSCF of first response message (e.g. SIP_180), corresponding to the SIP_INVITE message with different access-type token in the P-Access-Network-Info header for the session, each successful session is added to the relevant measurement according to access technology (see 3GPP TS 24.229 [8]).
- d) Each measurement is an integer value. The number of measurements is equal to the number of message types plus a possible sum value identified by the *.sum* suffix.
- e) The measurement name has the form *SC.SuccSession180.AT* and *SC.SuccSession200.AT*
where *AT* identifies the access technology the UE is belonging to. *AT* could be the following access-type tokens: "3GPP-GERAN", "3GPP-UTRAN-FDD", "3GPP-UTRAN-TDD", "3GPP2-1X", "IEEE-802.11a" or "IEEE-802.11b", etc. (see 3GPP TS 24.229 [8]).
- f) PCSCFFunction.
- g) Valid for packet switched traffic.
- h) IMS.

4.1.2.17 Answered session establishments per access technology

- a) This measurement provides the number of answered session establishments from the UE belonging to a given access technology at P-CSCF. The measurement is split into subcounters per access technology. The P-Access-Network-Info header is extended to include specific information relating to particular access technologies. The UE shall populate the P-Access-Network-Info header, with the following access-type tokens: "3GPP-GERAN", "3GPP-UTRAN-FDD", "3GPP-UTRAN-TDD", "3GPP2-1X", "IEEE-802.11a" or "IEEE-802.11b", etc. as appropriate to the access technology in use (see 3GPP TS 24.229 [8]).
- b) CC.
- c) On transmission by the P-CSCF of a SIP_200_OK response message corresponding to the initial SIP_INVITE messages (see 3GPP TS 23.228 [7]) with different access-type token in the P-Access-Network-Info header for the session, each answered session is added to the relevant measurement according to access technology (see 3GPP TS 24.229 [8]).
- d) Each measurement is an integer value. The number of measurements is equal to the number of access technology plus a possible sum value identified by the *.sum* suffix.
- e) The measurement name has the form *UR.SuccSession.AT*
where *AT* identifies the access technology the UE is belonging to. *AT* could be the following access-type tokens: "3GPP-GERAN", "3GPP-UTRAN-FDD", "3GPP-UTRAN-TDD", "3GPP2-1X", "IEEE-802.11a" or "IEEE-802.11b", etc. (see 3GPP TS 24.229 [8]).
- f) PCSCFFunction.
- g) Valid for packet switched traffic.
- h) IMS.

4.1.2.18 Failed session establishments per access technology

- a) This measurement provides the number of failed session establishments from the UE belonging to a given access technology at P-CSCF. The measurement is split into subcounters per access technology. The P-Access-

Network-Info header is extended to include specific information relating to particular access technologies. The UE shall populate the P-Access-Network-Info header, with the following access-type tokens: "3GPP-GERAN", "3GPP-UTRAN-FDD", "3GPP-UTRAN-TDD", "3GPP2-1X", "IEEE-802.11a" or "IEEE-802.11b", etc. as appropriate to the access technology in use (see 3GPP TS 24.229 [8]).

- b) CC.
- c) On transmission by the P-CSCF of first response message (e.g. SIP_430), corresponding to the SIP_INVITE message with different access-type token in the P-Access-Network-Info header for the session, each failed session is added to the relevant measurement according to access technology (see 3GPP TS 24.229 [8]).
- d) Each measurement is an integer value. The number of measurements is equal to the number of access technology plus a possible sum value identified by the *.sum* suffix.
- e) The measurement name has the form UR.FailSessionPerAT.AT where AT identifies the access technology the UE is belonging to. AT could be the following access-type tokens: "3GPP-GERAN", "3GPP-UTRAN-FDD", "3GPP-UTRAN-TDD", "3GPP2-1X", "IEEE-802.11a" or "IEEE-802.11b", etc.
- f) PCSCFFunction.
- g) Valid for packet switched traffic.
- h) IMS.

4.1.2.19 The number of release before ringing

- a) This measurement provides the number of session establishments which were released as user behaviour before ringing at P-CSCF or S-CSCF.
- b) CC.
- c) On receipt by the P-CSCF or S-CSCF of a SIP_Cancel message when the P-CSCF or S-CSCF expects to receive the first response message (e.g. SIP_180 or SIP_200_OK) indicating a successful session establishment corresponding to the initial SIP_INVITE message (see 3GPP TS 23.228 [7]).
- d) A single integer value.
- e) SC.RelBeforeRing.
- f) PCSCFFunction.
SCSCFFunction.
- g) Valid for packet switched traffic.
- h) IMS

4.1.2.20 The number of release while ringing

- a) This measurement provides the number of session establishments which were released while ringing as user behaviour at P-CSCF or S-CSCF.
- b) CC.
- c) On receipt by the P-CSCF or S-CSCF of a SIP_Cancel message after the P-CSCF or S-CSCF receives the first response message (e.g. SIP_180 or SIP_200_OK) indicating a successful session establishment corresponding to the initial SIP_INVITE message (see 3GPP TS 23.228 [7]).
- d) A single integer value.
- e) SC.RelAfterRing.
- f) PCSCFFunction.
SCSCFFunction.

- g) Valid for packet switched traffic.
- h) IMS

4.1.3 User location query related measurements

The measurements defined in this subclause are subject to the "2 out of 3 approach".

4.1.3.1 Attempted user location query procedures

- a) This measurement provides number of attempted user location query procedures at I-CSCF.
- b) CC.
- c) On transmission by the I-CSCF of a Location-Info-Request Diameter command to the HSS (see 3GPP TS 29.228 [9]).
- d) A single integer value.
- e) LIQ.AttLIR.
- f) ICSCFFunction.
- g) Valid for packet switched traffic.
- h) IMS.

4.1.3.2 Successful user location query procedures

- a) This measurement provides number of successful user location query procedures at I-CSCF.
- b) CC.
- c) On receipt by the I-CSCF of a Location-Info-Answer Diameter command from the HSS indicating a successful location information query procedure (see 3GPP TS 29.228 [9]).
- d) A single integer value.
- e) LIQ.SuccLIA.
- f) ICSCFFunction.
- g) Valid for packet switched traffic.
- h) IMS.

4.1.3.3 Failed user location query procedures

- a) This measurement provides number of failed user location query procedures at I-CSCF. The measurement is split into subcounters per failure cause.
- b) CC.
- c) On receipt by the I-CSCF of a Location-Info-Answer Diameter command from HSS indicating the user location query is failed for the specific cause, each failed user location query procedure is added to the relevant measurement according to the failure cause. Possible failure causes are included in 3GPP TS 29.229 [10]. The sum of all supported per cause measurements shall equal the total number of failed user location query procedures. In case only a subset of per cause measurements is supported, a sum subcounter will be provided first.
- d) Each measurement is an integer value. The number of measurements is equal to the number of causes plus a possible sum value identified by the *.sum* suffix.
- e) The measurement name has the form LIQ.FailLIA.*Cause* where *Cause* identifies the failure cause.
- f) ICSCFFunction.
- g) Valid for packet switched traffic.

h) IMS.

4.1.4 Inter-network domain calling related measurements

4.1.4.1 Attempted session establishments from users of other network domains

- a) This measurement provides the number of attempted session establishments originated from the users (regardless of whether the user is roaming or not) who are belonging to other network domains at the I-CSCF or S-CSCF in the terminating network. The measurement is split into subcounters per network domain.
- b) CC.
- c) On receipt by the I-CSCF or S-CSCF of a SIP_INVITE message, and the calling party is belonging to other network domains (i.e. the domain name information of the calling party retrieved from the SIP_INVITE message is different from the domain of this I-CSCF or S-CSCF). Each session whose calling party recognized by the CSCF as belonging to a given network domain is added to the relevant per network domain measurement. The sum of all supported per network domain measurements shall equal the total number of attempted session establishments from users of other network domains. In case only a subset of per network measurements is supported, a sum subcounter will be provided first (see 3GPP TS 23.228 [7]).
- d) Each measurement is an integer value. The number of measurements is equal to the number of network domain plus a possible sum value identified by the *.sum* suffix.
- e) The measurement name has the form *IC.AttSessionFromOtherNtwkDmn.Domain* where *Domain* identifies the network domain, and it is in the format of the domain name information in the SIP messages.
- f) ICSCFFunction.
SCSCFFunction.
- g) Valid for packet switched traffic.
- h) IMS.

4.1.4.2 403 (Forbidden) generated for sessions from users of other network domains

- a) This measurement provides the number of SIP_403 (Forbidden) response messages at the I-CSCF or S-CSCF in the terminating network generated for the sessions from users of other network domains. The measurement is split into subcounters per network domain.
- b) CC.
- c) On transmission by the I-CSCF or S-CSCF of SIP_403 message corresponding to the SIP_INVITE message of which the calling party is belonging to other network domains received by the I-CSCF or S-CSCF. Each SIP_403 message generated by the I-CSCF or S-CSCF for the session whose calling party is belonging to a given network domain is added to the relevant per network domain measurement. The sum of all supported per network domain measurements shall equal the total number of 403 (Forbidden) generated for sessions from users of other network domains. In case only a subset of per network measurements is supported, a sum subcounter will be provided first (see 3GPP TS 23.228 [7]).
- d) Each measurement is an integer value. The number of measurements is equal to the number of network domain plus a possible sum value identified by the *.sum* suffix.
- e) The measurement name has the form *IC.403SessionFromOtherNtwkDmn.Domain* where *Domain* identifies the network domain, and it is in the format of the domain name information in the SIP messages.
- f) ICSCFFunction.
SCSCFFunction.
- g) Valid for packet switched traffic.
- h) IMS.

4.1.4.3 Attempted session establishments to users of other network domains

- a) This measurement provides the number of attempted session establishments towards users (regardless of whether the user is roaming or not) who are belonging to other network domains at the I-CSCF or S-CSCF in the originating network. The measurement is split into subcounters per network domain.
- b) CC.
- c) On transmission by the I-CSCF or S-CSCF of a SIP_INVITE messages, and the called party is belonging to other network domains (i.e. the domain name information of the called party retrieved from the SIP_INVITE message is different from the domain of this I-CSCF or S-CSCF). Each session whose called party recognized by the CSCF as belonging to a given network domain is added to the relevant per network domain measurement. The sum of all supported per network measurements shall equal the total number of attempted session establishments to users of other network domains. In case only a subset of per network measurements is supported, a sum subcounter will be provided first (see 3GPP TS 23.228 [7]).
- d) Each measurement is an integer value. The number of measurements is equal to the number of network domain plus a possible sum value identified by the *.sum* suffix.
- e) The measurement name has the form *IC.AttSessionToOtherNtwkDmn.Domain* where *Domain* identifies the network domain, and it is in the format of the domain name information in the SIP messages.
- f) ICSCFFunction.
SCSCFFunction.
- g) Valid for packet switched traffic.
- h) IMS.

4.1.4.4 403 (Forbidden) received for sessions to users of other network domains

- a) This measurement provides the number of SIP_403 (Forbidden) response messages received for sessions to users of other network domains at the I-CSCF or S-CSCF in the originating network. The measurement is split into subcounters per network domain.
- b) CC.
- c) On receipt by the I-CSCF or S-CSCF of SIP_403 message corresponding to the SIP_INVITE message corresponding to the SIP_INVITE message of which the called party is belonging to other network domains transmitted by the I-CSCF or S-CSCF. Each SIP_403 message received by the I-CSCF or S-CSCF for the session whose called party is belonging to a given network domain is added to the relevant per network domain measurement. The sum of all supported per network domain measurements shall equal the total number of 403 (Forbidden) received for sessions to users of other network domains. In case only a subset of per network measurements is supported, a sum subcounter will be provided first (see 3GPP TS 23.228 [7]).
- d) Each measurement is an integer value. The number of measurements is equal to the number of network domain plus a possible sum value identified by the *.sum* suffix.
- e) The measurement name has the form *IC.403SessionToOtherNtwkDmn.Domain* where *Domain* identifies the network domain, and it is in the format of the domain name information in the SIP messages.
- f) ICSCFFunction
SCSCFFunction.
- g) Valid for packet switched traffic.
- h) IMS.

4.1.4.5 Successful session establishments from users of other network domains

- a) This measurement provides the number of successful session establishments from the users (regardless of whether the user is roaming or not) who are belonging to other network domains at the P-CSCF or S-CSCF in the originating network. The measurement is split into subcounters per network domain.
- b) CC.
- c) On transmission by the P-CSCF or S-CSCF of the first response message (which may be SIP_180 or SIP_2XX) indicating a successful session establishment corresponding to the initial SIP_INVITE message (see 3GPP TS 23.228 [7]), and the called party is belonging to other network domains. Each session whose called party recognized by the P-CSCF or S-CSCF as belonging to a given network domain is added to the relevant per network domain measurement. The sum of all supported per network measurements shall equal the total number of successful session establishments to users of other network domains. In case only a subset of per network measurements is supported, a sum subcounter will be provided first (see 3GPP TS 23.228 [7]).
- d) Each measurement is an integer value. The number of measurements is equal to the number of other network domain plus a possible sum value identified by the *.sum* suffix.
- e) The measurement name has the form *IC.SuccSessionFromOtherNtwkDmn.Domain* where *Domain* identifies the other network domain, and it is in the format of the domain name information in the SIP messages.
- f) PCSCFFunction.
SCSCFFunction
- g) Valid for packet switched traffic.
- h) IMS.

4.1.4.6 Successful session establishments to users of other network domains

- a) This measurement provides the number of successful session establishments towards users (regardless of whether the user is roaming or not) who are belonging to other network domains at the P-CSCF or S-CSCF in the originating network. The measurement is split into subcounters per network domain.
- b) CC.
- c) On transmission by the P-CSCF or S-CSCF of the first response message (which may be SIP_180 or SIP_2XX) indicating a successful session establishment corresponding to the initial SIP_INVITE message (see 3GPP TS 23.228 [7]), and the calling party is belonging to other network domains received by the P-CSCF or S-CSCF. Each session whose called party recognized by the P-CSCF or S-CSCF as belonging to a given network domain is added to the relevant per network domain measurement. The sum of all supported per network measurements shall equal the total number of successful session establishments to users of other network domains. In case only a subset of per network measurements is supported, a sum subcounter will be provided first (see 3GPP TS 23.228 [7]).
- d) Each measurement is an integer value. The number of measurements is equal to the number of other network domain plus a possible sum value identified by the *.sum* suffix.
- e) The measurement name has the form *IC.SuccSessionToOtherNtwkDmn.Domain* where *Domain* identifies the other network domain, and it is in the format of the domain name information in the SIP messages.
- f) PCSCFFunction.
SCSCFFunction
- g) Valid for packet switched traffic.
- h) IMS.

4.1.5 Roaming users related measurements

4.1.5.1 Initial registrations of visiting users from other IMS network domains

- a) This measurement provides number of initial registrations of users accessing the visited IMS network but are belonging other IMS network domains at P-CSCF. The measurement is split into subcounters per IMS network domain.
- b) CC.
- c) On receipt by the P-CSCF of the SIP_REGISTER message from the UE who is belonging to other network domains (i.e. the domain name information of the roamer retrieved from the SIP_REGISTER message is different from the domain of this CSCF) for the initial registration. Each roamer recognized by the P-CSCF as belonging to a given IMS network domain is added to the relevant per IMS network domain measurement. The sum of all supported per IMS network domain measurements shall equal the total number of visiting users. In case only a subset of per IMS network domain measurements is supported, a sum subcounter will be provided first (see 3GPP TS 23.228 [7]).
- d) Each measurement is an integer value. The number of measurements is equal to the number of IMS network domain plus a possible sum value identified by the *.sum* suffix.
- e) The measurement name has the form *RU.AttInitRegOfVisitUsers.Domain* where *Domain* identifies the network domain, and it is in the format of the domain name information in the SIP messages.
- f) PCSCFFunction.
- g) Valid for packet switched traffic.
- h) IMS.

4.1.5.2 Number of SIP 403 (Forbidden) messages for the roamers

- a) This measurement provides the number of 403-Forbidden response messages generated to UEs who are belonging to other IMS network domains with whom there are roaming agreements for the registration procedures at P-CSCF. The measurement is split into subcounters per network domain.
- b) CC.
- c) On transmission by the P-CSCF of a SIP_403 (Forbidden) response message to the UE who is belonging to other IMS networks for the initial registration procedure. Each SIP_403 message transmitted by the P-CSCF for the roamer who is belonging to a given network domain is added to the relevant per network domain measurement. The sum of all supported per network domain measurements shall equal the total number of 403 (Forbidden) generated for the roamers who are belonging to other IMS network domains. In case only a subset of per network measurements is supported, a sum subcounter will be provided first (see 3GPP TS 23.228 [7]).
- d) Each measurement is an integer value. The number of measurements is equal to the number of IMS network domain plus a possible sum value identified by the *.sum* suffix.
- e) The measurement name has the form *RU.Nbr403InitRegOfVisitUsers.Domain* where *Domain* identifies the network domain, and it is in the format of the domain name information in the SIP messages.
- f) PCSCFFunction.
- g) Valid for packet switched traffic.
- h) IMS.

4.1.5.3 Roaming users to other IMS network domains

- a) This measurement provides the number of the roamers visiting other IMS network domains at S-CSCF.
- b) CC.

- c) On receipt by the S-CSCF of a SIP_REGISTER message from the P-CSCF which is belonging to other IMS network domains.
- d) A single integer value.
- e) RU.RmgUsersOut.
- f) SCSCFFunction.
- g) Valid for packet switched traffic.
- h) IMS.

4.1.5.4 Number of 200 OK (Successful) messages for the roamers

- a) This measurement provides the number of 200 OK (Successful) response messages generated to UEs who are belonging to other IMS network domains with whom there are roaming agreements for the registration procedures at P-CSCF. The measurement is split into subcounters per network domain.
- b) CC.
- c) On transmission by the P-CSCF of a 200 OK (Successful) response message to the UE who is belonging to other IMS networks for the initial registration procedure. Each 200 OK message transmitted by the P-CSCF for the roamer who is belonging to a given network domain is added to the relevant per network domain measurement. The sum of all supported per network domain measurements shall equal the total number of 200 OK (Successful) generated for the roamers who are belonging to other IMS network domains. In case only a subset of per network measurements is supported, a sum subcounter will be provided first (see 3GPP TS 23.228 [7]).
- d) Each measurement is an integer value. The number of measurements is equal to the number of IMS network domain plus a possible sum value identified by the *.sum* suffix.
- e) The measurement name has the form RU.Nbr200InitRegOfVisitUsers.*Domain* where *Domain* identifies the network domain, and it is in the format of the domain name information in the SIP messages.
- f) PCSCFFunction.
- g) Valid for packet switched traffic.
- h) IMS.

4.1.6 Authentication related measurements

The measurements defined in this subclause are subject to the "2 out of 3 approach".

4.1.6.1 Attempted Authentication procedures

- a) This measurement provides number of attempted Authentication procedures at S-CSCF.
- b) CC.
- c) On transmission by the S-CSCF of a Multimedia-Authentication-Request Diameter command to the HSS (see 3GPP TS 29.228 [9]).
- d) A single integer value.
- e) MA.AttMAR.
- f) SCSCFFunction.
- g) Valid for packet switched traffic.
- h) IMS.

4.1.6.2 Successful Authentication procedures

- a) This measurement provides number of successful Authentication procedures at S-CSCF.
- b) CC.
- c) On receipt by the S-CSCF of a Multimedia-Authentication-Answer Diameter command from the HSS indicating a successful authentication procedure (see 3GPP TS 29.228 [9]).
- d) A single integer value.
- e) MA.SuccMAA.
- f) SCSCFFunction.
- g) Valid for packet switched traffic.
- h) IMS.

4.1.6.3 Failed Authentication procedures

- a) This measurement provides number of failed Authentication procedures at S-CSCF. The measurement is split into subcounters per failure cause.
- b) CC.
- c) On receipt by the S-CSCF of a Multimedia-Authentication-Answer Diameter command from HSS indicating the authentication procedure is failed for the specific cause, each failed authentication procedure is added to the relevant measurement according to the failure cause. Possible failure causes are included in 3GPP TS 29.229 [10].
And each expected Multimedia-Authentication-Answer Diameter command not received by the S-CSCF is added into failure cause 'No Reply' (not specified in 3GPP TS 29.229 [10]).
The sum of all supported per cause measurements shall equal the total number of failed authentication procedures. In case only a subset of per cause measurements is supported, a sum subcounter will be provided first.
- d) Each measurement is an integer value. The number of measurements is equal to the number of causes plus a possible sum value identified by the *.sum* suffix.

- e) The measurement name has the form MA.FailMAA.*Cause* where *Cause* identifies the failure cause.
The cause 'No Reply' is identified by the *NoReply* suffix.
- f) SCSCFFunction.
- g) Valid for packet switched traffic.
- h) IMS.

4.1.7 HSS initiated update of User Profile related measurements

The measurements defined in this subclause are subject to the "2 out of 3 approach".

4.1.7.1 Attempted HSS initiated User Profile Update procedures

- a) This measurement provides number of attempted HSS initiated user profile update procedures at S-CSCF.
- b) CC.
- c) On receipt by the S-CSCF of a Push-Profile-Request Diameter command from the HSS (see 3GPP TS 29.228 [9]).
- d) A single integer value.
- e) UP.AttPPR.
- f) SCSCFFunction.
- g) Valid for packet switched traffic.
- h) IMS.

4.1.7.2 Successful HSS initiated User Profile Update procedures

- a) This measurement provides number of successful HSS initiated user profile update procedures at S-CSCF.
- b) CC.
- c) On transmission by the S-CSCF to the HSS of a Push-Profile-Answer Diameter command indicating a successful user profile update procedure (see 3GPP TS 29.228 [9]).
- d) A single integer value.
- e) UP.SuccPPA.
- f) SCSCFFunction.
- g) Valid for packet switched traffic.
- h) IMS.

4.1.7.3 Failed HSS initiated user profile update procedures

- a) This measurement provides number of failed HSS initiated user profile update procedures at S-CSCF. The measurement is split into subcounters per failure cause.
- b) CC.
- c) On transmission by the S-CSCF to the HSS of a Push-Profile-Answer Diameter command indicating the user profile update procedure is failed for the specific cause, each failed user profile update procedure is added to the relevant measurement according to the failure cause. Possible failure causes are included in 3GPP TS 29.229 [10]. The sum of all supported per cause measurements shall equal the total number of failed user profile update procedures. In case only a subset of per cause measurements is supported, a sum subcounter will be provided first.
- d) Each measurement is an integer value. The number of measurements is equal to the number of causes plus a possible sum value identified by the *.sum* suffix.
- e) The measurement name has the form *UP.FailPPA.Cause* where *Cause* identifies the failure cause.
- f) SCSCFFunction.
- g) Valid for packet switched traffic.

h) IMS.

4.1.8 Subscription procedure related measurements

The measurements defined in this subclause are subject to the "2 out of 3 approach".

4.1.8.1 Number of attempted Subscription procedures

- a) This measurement provides the number of initial subscriptions attempted at the S-CSCF.
- b) CC.
- c) On receipt by the S-CSCF of an initial SIP_SUBSCRIBE message (see TS 24.229 [8]).
- d) A single integer value.
- e) SUB.AttSubscribe.
- f) SCSCFFunction.
- g) Valid for packet switched traffic.
- h) IMS.

4.1.8.2 Number of successful Subscription procedures

- a) This measurement provides the number of successful subscription establishments received at the S-CSCF.
- b) CC.
- c) On transmission by the S-CSCF of a response message with a response code (e.g. SIP_200_OK) indicating a successful subscription setup corresponding to the initial SIP_SUBSCRIBE message (see TS 24.229 [8]).
- d) A single integer value.
- e) SUB.SuccSubscribe.
- f) SCSCFFunction.
- g) Valid for packet switched traffic.
- h) IMS.

4.1.8.3 Number of failed Subscription procedures

- a) This measurement provides the number of failed subscription establishments at the S-CSCF. The measurement is split into subcounters per response codes.
- b) CC.
- c) On transmission by the S-CSCF of a response message with a response code (e.g. SIP_430) indicating a failed subscription establishment corresponding to the initial SIP_SUBSCRIBE message (see TS 24.229 [8]), each failed subscription establishment trial is added to the relevant measurement according to the message type. In case only a subset of per message type measurements is supported, a sum subcounter will be provided first.
- d) Each measurement is an integer value. The number of measurements is equal to the number of message types plus a possible sum value identified by the .sum suffix.
- e) The measurement name has the form SUB.FailedSubscribe.*Cause* where *Cause* identifies the response code.
- f) SCSCFFunction.
- g) Valid for packet switched traffic.
- h) IMS.

4.1.9 Notify procedure related measurements

The measurements defined in this subclause are subject to the "2 out of 3 approach".

4.1.9.1 Number of emitted Notify procedures

- a) This measurement provides the number of emitted Notify SIP messages at the S-CSCF.
- b) CC.
- c) On transmission by the S-CSCF of a SIP_NOTIFY message (see TS 24.229 [8]).
- d) A single integer value.
- e) NOTIF.EmittedNotify.
- f) SCSCFFunction.
- g) Valid for packet switched traffic.
- h) IMS.

4.1.9.2 Number of successful Notify procedures

- a) This measurement provides the number of successful Notify messages at the S-CSCF.
- b) CC.
- c) On receipt by the S-CSCF of a response message with response code (e.g. SIP_200_OK) indicating a successful response corresponding to the emitted SIP_NOTIFY message (see TS 24.229 [8]).
- d) A single integer value.
- e) NOTIF.SuccNotify.
- f) SCSCFFunction.
- g) Valid for packet switched traffic.
- h) IMS.

4.1.9.3 Number of failed Notify procedures

- a) This measurement provides the number of failed Notify messages at the S-CSCF. The measurement is split into subcounters per response codes.
- b) CC.
- c) On receipt by the S-CSCF of a response message with response code (e.g. SIP_430) indicating a failed response corresponding to the SIP_NOTIFY message (see TS 24.229 [8]), each failed Notify message trial is added to the relevant measurement according to the message type. In case only a subset of per message type measurements is supported, a sum subcounter will be provided first.
- d) Each measurement is an integer value. The number of measurements is equal to the number of message types plus a possible sum value identified by the .sum suffix.
- e) The measurement name has the form NOTIF.FailedNotify.*Cause* where *Cause* identifies the response code.
- f) SCSCFFunction.
- g) Valid for packet switched traffic.
- h) IMS.

4.1.10 Immediate Messaging related measurements

The three measure types defined in this subclause are subject to the “2 out of 3 approach”.

4.1.10.1 Attempted Immediate Messaging procedures

- a) This measurement provides the number of attempted immediate messaging procedures at S-CSCF.
- b) CC.
- c) On receipt by the S-CSCF of a SIP_MESSAGE request message for the Immediate Messaging (see 3GPP TS 23.228 [7]).
- d) A single integer value.
- e) SC. AttImMsg.
- f) SCSCFFunction.
- g) Valid for packet switching.
- h) IMS.

4.1.10.2 Successful Immediate Messaging procedures

- a) This measurement provides the number of successful immediate messaging procedures at S-CSCF.
- b) CC.
- c) On transmission by the S-CSCF of a response message with a response code (e.g. SIP_200_OK) indicating a successful response corresponding to the SIP_MESSAGE request message (see TS 24.229 [8]).
- d) A single integer value.
- e) SC. SuccImMsg.
- f) SCSCFFunction.
- g) Valid for packet switching.
- h) IMS.

4.1.10.3 Failed Immediate Messaging procedures

- a) This measurement provides the number of failed immediate messaging procedures at S-CSCF.
- b) CC
- c) On transmission by the S-CSCF of a response message with response code (e.g. SIP_430) indicating a failed response corresponding to the SIP_MESSAGE request message (see TS 24.229 [8]), each failed SIP_MESSAGE request message trial is added to the relevant measurement according to the response message type. In case only a subset of per message type measurements is supported, a sum subcounter will be provided first.
- d) Each measurement (as defined in e) is an integer value. The number of measurements is equal to the number of causes supported plus a possible sum value identified by the .sum suffix.
- e) SC.FailImMsg.Cause
where Cause identifies the cause of failure.
- f) SCSCFFunction
- g) Valid for packet switching.
- h) IMS.

4.1.11 Emergency session procedure related measurements

The three measurements defined in subclauses 4.1.11.1, 4.1.11.2 and 4.1.11.3 are subject to the “2 out of 3 approach”.

4.1.11.1 Attempted emergency session procedures

- a) This measurement provides the number of attempted emergency session procedures at E-CSCF.
- b) CC.
- c) On receipt by the E-CSCF of a SIP initial request message except SIP_REGISTER for the emergency session (see 3GPP TS 23.167 [35], TS 24.229 [8]).
- d) A single integer value.
- e) SC.AttEmgSess.
- f) ECSCFFunction.
- g) Valid for packet switching.
- h) IMS.

4.1.11.2 Successful emergency session procedures

- a) This measurement provides the number of successful emergency session procedures at E-CSCF.
- b) CC.
- c) On transmission by the E-CSCF of a SIP_200_OK response message corresponding to the SIP initial request message except SIP_REGISTER for the emergency session (see 3GPP TS 23.167 [35], TS 24.229 [8]).
- d) A single integer value.
- e) SC.SuccEmgSess.
- f) ECSCFFunction.
- g) Valid for packet switching.
- h) IMS.

4.1.11.3 Failed emergency session procedures

- a) This measurement provides the number of failed emergency session procedures at E-CSCF. The measurement is split into subcounters per response status codes.
- b) CC
- c) On transmission by the E-CSCF of a response message with response code (e.g. SIP_380) indicating a failed response corresponding to the SIP initial request message except SIP_REGISTER for the emergency session (see 3GPP TS 23.167 [35], TS 24.229 [8]). Each failed session establishment is added to the relevant measurement according to the status code. The sum of all supported per status code measurements shall equal the total number of failed session establishments. In case only a subset of per cause measurements is supported, a sum subcounter will be provided first.
- d) Each measurement is an integer value. The number of measurements is equal to the number of causes plus a possible sum value identified by the *.sum* suffix.
- e) The measurement name has the form SC.FailEmgSess.*Cause* where *Cause* identifies the status code.
- f) ECSCFFunction
- g) Valid for packet switching.

h) IMS.

4.1.11.4 Successful emergency session establishment time (Mean)

- a) This measurement provides the mean establishment time of the successful emergency sessions at the CSCF. The measurement is only valid for E-CSCF.
- b) DER (n=1).
- c) This measurement is obtained by accumulating the time intervals for every successful emergency session between the receipt of an initial SIP_INVITE message by the CSCF (see TS 23.167 [35]) and the transmission of the first corresponding response message (which may be SIP_180 or SIP_2XX) indicating a successful emergency session establishment over a granularity period. The end value of this time will then be divided by the number of successful emergency session establishments observed in the granularity period to give the arithmetic mean, the accumulator shall be reinitialised at the beginning of each granularity period.
- d) A single integer value(in milliseconds)
- e) SC. SuccEmgSessEstabTimeMean
- f) ECSCFFunction.
- g) Valid for packet switched traffic.
- h) IMS

4.2 Measurements related to HSS

4.2.1 HSS database usage related measurements

4.2.1.1 Provisioning related measurements

4.2.1.1.1 Number of provisioned IMS subscriptions currently stored in a HSS

- a) This measurement provides the number of provisioned IMS subscriptions currently stored in a HSS.
- b) Gauge.
- c) Incremented when a IMS subscription (3GPP TS 23.228 [7]) is provisioned in the HSS and decremented when a subscription is removed from the HSS.
- d) A single integer value.
- e) DBU.NbrImsSubscription.
- f) HSSFunction.
- g) Valid for Circuit switching traffic and packet switching traffic.
- h) IMS.

4.2.1.1.2 Number of provisioned Private User Identity stored in a HSS

- a) This measurement provides the number of provisioned Private User Identity currently stored in a HSS.
- b) Gauge.
- c) Incremented when a Private User Identity is provisioned in the HSS and decremented when a Private User Identity is removed from the HSS (3GPP TS 23.008 [16]).
- d) A single integer value.
- e) DBU.NbrPriUserId.

- f) HSSFunction.
- g) Valid for Circuit switching traffic and packet switching traffic.
- h) IMS.

4.2.1.1.3 Number of provisioned Public User Identities with SIP URI format stored in a HSS

- a) This measurement provides the number of provisioned Public User Identities with SIP URI format stored in a HSS.
- b) Gauge.
- c) Incremented when a Public User Identity with SIP URI format (3GPP TS 23.008 [16]) is provisioned in the HSS and decremented when a Public User Identity with SIP URI format is removed from the HSS.
- d) A single integer value.
- e) DBU.NbrSipPubUserId.
- f) HSSFunction.
- g) Valid for Circuit switching traffic and packet switching traffic.
- h) IMS.

4.2.1.1.4 Number of provisioned Public User Identities with TEL URI format stored in a HSS

- a) This measurement provides the number of provisioned Public User Identities with TEL URI format stored in a HSS.
- b) Gauge.
- c) Incremented when a Public User Identity with TEL URI format (3GPP TS 23.008 [16]) is provisioned in the HSS and decremented when a Public User identity with TEL URI format is removed from the HSS.
- d) A single integer value.
- e) DBU.NbrTelPubUserId.
- f) HSSFunction.
- g) Valid for Circuit switching traffic and packet switching traffic.
- h) IMS.

4.2.1.1.5 Number of Private Service Identities stored in a HSS

- a) This measurement provides the number of Private Service Identities currently stored in a HSS.
- b) Gauge.
- c) Incremented when a Private Service Identity (3GPP TS 23.008 [16]) is provisioned in the HSS and decremented when a Private Service Identity is removed from the HSS.
- d) A single integer value.
- e) DBU.NbrPriSrvId.
- f) HSSFunction.
- g) Valid for Circuit switching traffic and packet switching traffic.
- h) IMS.

4.2.1.1.6 Number of Public Service Identities with SIP URI format stored in a HSS

- a) This measurement provides the number of Public Service Identities with SIP URI format stored in a HSS.
- b) Gauge.
- c) Incremented when a Public Service Identity with SIP URI format (3GPP TS 23.008 [16]) is provisioned in the HSS and decremented when a Public Service Identity with SIP URI format is removed from the HSS.
- d) A single integer value.
- e) DBU.NbrSipPubSrvId.
- f) HSSFunction.
- g) Valid for Circuit switching traffic and packet switching traffic.
- h) IMS.

4.2.1.1.7 Number of Public Service Identities with TEL URI format stored in a HSS

- a) This measurement provides the number of Public Service Identities with TEL URI format stored in a HSS.
- b) Gauge.
- c) Incremented when a Public Service Identity with TEL URI format (3GPP TS 23.008 [16]) is provisioned in the HSS and decremented when a Public Service Identity with TEL URI format is removed from the HSS.
- d) A single integer value.
- e) DBU.NbrTelPubSrvId.
- f) HSSFunction.
- g) Valid for Circuit switching traffic and packet switching traffic.
- h) IMS.

4.2.1.2 Registration Status related measurements

4.2.1.2.1 Number of Public User Identities in registered state

- a) This measurement provides the number of Public User Identities in registered state stored in a HSS. The measurement is split into subcounters per visited network domain.
- b) Gauge.
- c) Incremented when a Public User Identity's Registration Status changes to "registered", and decremented when a Public User Identity's Registration Status changes from "registered".
- d) An integer value.
- e) DBU.NbrRegPubUserId.*RoamingDomain*
where *RoamingDomain* identifies the Domain Name of the visited network that a registration is initiated from.
- f) HSSFunction.
- g) Valid for Circuit switching traffic and packet switching traffic.
- h) IMS.

4.2.1.2.2 Number of Public User Identities in unregistered state

- a) This measurement provides the number of Public User Identities in unregistered state stored in a HSS.

- b) Gauge.
- c) Incremented when a Public User Identity's Registration Status changes to "unregistered" and decremented when a Public User Identity's Registration Status changes from "unregistered".
- d) An integer value.
- e) DBU.NbrUnregPubUserId.
- f) HSSFunction.
- g) Valid for Circuit switching traffic and packet switching traffic.
- h) IMS.

4.2.1.2.3 Number of Private User Identities in registered state

- a) This measurement provides the number of Private User Identities that have been used in the registration of one or more currently registered Public User Identities stored in a HSS.
- b) Gauge.
- c) Incremented on the emergence of the first registered Public User Identity associated with a Private User Identity and decremented on the deregistration of the last registered Public User Identity associated with a Private User Identity.
- d) An integer value.
- e) DBU.NbrRegPriUsrId.
- f) HSSFunction.
- g) Valid for Circuit switching traffic and packet switching traffic.
- h) IMS.

4.2.2 Void

4.2.3 Void

4.2.4 Void

4.2.5 Void

4.2.6 Void

4.2.7 Void

4.2.8 Void

4.2.9 Void

4.2.10 Void

4.2.11 Void

4.2.12 Interaction related measurements between HSS and other NEs

4.2.12.1 Total number of request messages

- a) This measurement provides the total number of request messages received by HSS.
- b) CC.
- c) On receipt of request message (e.g, Diameter command Update-Location-Request in 3GPP TS 29.272 [40]) by HSS from other NEs.
- d) A single integer value.
- e) UR.Request.
- f) HSSFunction.
- g) Valid for packet switching traffic.
- h) IMS.

4.2.12.2 Total number of answered messages

- a) This measurement provides the total number of answered messages sent by HSS.
- b) CC.
- c) On transmission by HSS of answered message (e.g., Diameter command Update-Location- Answer in 3GPP TS 29.272 [40]).
- d) A single integer value.
- e) UR.Answer.
- f) HSSFunction.

- g) Valid for packet switching traffic.
- h) IMS.

4.3 Measurements related to BGCF

4.3.1 Session Control related measurements

4.3.1.1 Overview

The performance measurements defined in subclause 4.3.1 are related to the procedures that BGCF forwards session to the selected network.

Based on the procedures described in 3GPP TS 23.228 [7] and 3GPP TS 24.229 [8], when the BGCF receives a request, the BGCF shall forward the request:

- to an MGCF within its own network for calls routing to PSTN/CS domain in the same network; or
- to another BGCF in the selected network for calls routing to PSTN/CS domain in another network; or
 - to an I-CSCF in the selected network for sessions routing to another IMS network ; or
- to an IBCF in its own network for sessions routing to another IMS network or other SIP-based multimedia networks, if local policy requires IBCF capabilities towards another network.

4.3.1.2 Attempted sessions at BGCF

- a) This measurement provides the number of attempted sessions at the BGCF when network breakout is to occur.
- b) CC.
- c) On receipt by the BGCF of an initial SIP_INVITE message (see 3GPP TS 23.228 [7]).
- d) A single integer value.
- e) SC.AttSession.
- f) BGCFFunction.
- g) Valid for packet switched traffic.
- h) IMS.

4.3.1.3 Attempted sessions forwarded to MGCF

- a) This measurement provides the number of attempted sessions forwarded to the MGCF within the same network at the BGCF for calls routing to PSTN/CS domain in the same network.
- b) CC.
- c) On transmission by the BGCF of an initial SIP_INVITE message to the MGCF within the same network (see 3GPP TS 23.228 [7]).
- d) A single integer value.
- e) SC.AttSessionFwdToMGCF.
- f) BGCFFunction.
- g) Valid for packet switched traffic.
- h) IMS.

4.3.1.4 Attempted sessions forwarded to BGCF

- a) This measurement provides the number of attempted sessions forwarded to the BGCF in the selected network for calls routing to PSTN/CS domain in another network.
- b) CC.
- c) On transmission by the BGCF of an initial SIP_INVITE message to the BGCF in a different network (see 3GPP TS 23.228 [7]).
- d) A single integer value.
- e) SC.AttSessionFwdToBGCF.
- f) BGCFFunction.
- g) Valid for packet switched traffic.
- h) IMS.

4.3.1.4a Attempted sessions forwarded to I-CSCF

- a) This measurement provides the number of attempted sessions forwarded to the I-CSCF in the selected network for sessions routing to another IMS network.
- b) CC.
- c) On transmission by the BGCF of an initial SIP_INVITE message to the I-CSCF in a different network (see 3GPP TS 23.228 [7]).
- d) A single integer value.
- e) SC.AttSessionFwdToCSCF.
- f) BGCFFunction.
- g) Valid for packet switched traffic.
- h) IMS.

4.3.1.4b Attempted sessions forwarded to IBCF

- a) This measurement provides the number of attempted sessions forwarded to the IBCF in its own network for sessions routing to another IMS network or other SIP-based multimedia networks, if local policy requires IBCF capabilities towards another network.
- b) CC.
- c) On transmission by the BGCF of an initial SIP_INVITE message to the IBCF in a different network (see 3GPP TS 23.228 [7]).
- d) A single integer value.
- e) SC.AttSessionFwdToIBCF.
- f) BGCFFunction.
- g) Valid for packet switched traffic.
- h) IMS.

4.3.1.5 Successful sessions forwarded to MGCF

- a) This measurement provides the number of successful sessions forwarded to the MGCF at the BGCF for calls routing to PSTN or CS domain in the same network.
- b) CC.
- c) On receipt by the BGCF of a response message (e.g. SIP_180 or SIP_200) indicating a successful session from the MGCF in the same network, corresponding to the transmitted initial SIP_INVITE message (see 3GPP TS 23.228 [7]). Each successful session forwarded to MGCF is added to the relevant measurement according to the message type. The sum of all supported per message type measurements shall equal the total number of successful sessions forwarded to MGCF. In case only a subset of per message type measurements is supported, a sum subcounter will be provided first.
- d) Each measurement is an integer value. The number of measurements is equal to the number of message types plus a possible sum value identified by the *.sum* suffix.
- e) SC.SuccSessionFwdToMGCF.*type*
where *type* identifies the message type.

The following subcounters with specific message types are the samples of this measurement:

SC.SuccSessionFwdToMGCF.180	Message type: SIP_180
SC.SuccSessionFwdToMGCF.200	Message type: SIP_200_OK only if the SIP_180 has not been received for this session.

- f) BGCFFunction.
- g) Valid for packet switched traffic.
- h) IMS.

4.3.1.6 Successful sessions forwarded to BGCF

- a) This measurement provides the number of successful forwarded sessions to the BGCF in the selected network for calls routing to PSTN/CS domain in another network.
- b) CC.
- c) On receipt by the BGCF of a response message (e.g. SIP_180 or SIP_200) indicating a successful session from the BGCF in another network, corresponding to the transmitted initial SIP_INVITE message (see 3GPP TS 23.228 [2]). Each successful session forwarded to BGCF is added to the relevant measurement according to the message type. The sum of all supported per message type measurements shall equal the total number of successful sessions forwarded to BGCF. In case only a subset of per message type measurements is supported, a sum subcounter will be provided first.
- d) Each measurement is an integer value. The number of measurements is equal to the number of message types plus a possible sum value identified by the *.sum* suffix.
- e) SC.SuccSessionFwdToBGCF.*type*
where *type* identifies the message type

The following subcounters with specific message types are the samples of this measurement:

SC.SuccSessionFwdToBGCF.180	Message type: SIP_180
SC.SuccSessionFwdToBGCF.200	Message type: SIP_200_OK only if the SIP_180 has not been received for this session.

- f) BGCFFunction.
- g) Valid for packet switched traffic.
- h) IMS.

4.3.1.7 Successful sessions forwarded to I-CSCF

- a) This measurement provides the number of successful sessions forwarded to the I-CSCF in the selected network for sessions routing to another IMS network.
- b) CC.
- c) On receipt by the BGCF of a response message (e.g. SIP_180 or SIP_200) indicating a successful session from the I-CSCF in a different network, corresponding to the transmitted initial SIP_INVITE message (see 3GPP TS 23.228 [7]). Each successful session forwarded to I-CSCF is added to the relevant measurement according to the message type. The sum of all supported per message type measurements shall equal the total number of successful sessions forwarded to I-CSCF. In case only a subset of per message type measurements is supported, a sum subcounter will be provided first.
- d) Each measurement is an integer value. The number of measurements is equal to the number of message types plus a possible sum value identified by the *.sum* suffix.
- e) SC.SuccSessionFwdToCSCF.*type*
where *type* identifies the message type. The following subcounters with specific message types are the samples of this measurement:
SC.SuccSessionFwdToCSCF.180 Message type: SIP_180
SC.SuccSessionFwdToCSCF.200 Message type: SIP_200_OK only if the SIP_180 has not been received for this session.
- f) BGCFFunction.
- g) Valid for packet switched traffic.
- h) IMS.

4.3.1.8 Successful sessions forwarded to IBCF

- a) This measurement provides the number of successful forwarded sessions to the IBCF in its own network for sessions routing to another IMS network or other SIP-based multimedia networks, if local policy requires IBCF capabilities towards another network..
- b) CC.
- c) On receipt by the IBCF of a response message (e.g. SIP_180 or SIP_200) indicating a successful session from the IBCF in another network, corresponding to the transmitted initial SIP_INVITE message (see 3GPP TS 23.228 [7]). Each successful session forwarded to IBCF is added to the relevant measurement according to the message type. The sum of all supported per message type measurements shall equal the total number of successful sessions forwarded to IBCF. In case only a subset of per message type measurements is supported, a sum subcounter will be provided first.
- d) Each measurement is an integer value. The number of measurements is equal to the number of message types plus a possible sum value identified by the *.sum* suffix.
- e) SC.SuccSessionFwdToIBCF.*type*
where *type* identifies the message type. The following subcounters with specific message types are the samples of this measurement:
SC.SuccSessionFwdToIBCF.180 Message type: SIP_180
SC.SuccSessionFwdToIBCF.200 Message type: SIP_200_OK only if the SIP_180 has not been received for this session.
- f) BGCFFunction.
- g) Valid for packet switched traffic.
- h) IMS.

4.4 Measurements related to MGCF

4.4.1 Call control related measurements

4.4.1.1 Call control related measurements, CS network originated

The measurements defined in subclauses 4.4.1.1.2, 4.4.1.1.3 and 4.4.1.1.5 are subject to the "2 out of 3 approach".

4.4.1.1.1 Overview

The performance measurements defined in this subclause are related to the CS network originated call that is intentionally routed to IM CN subsystem.

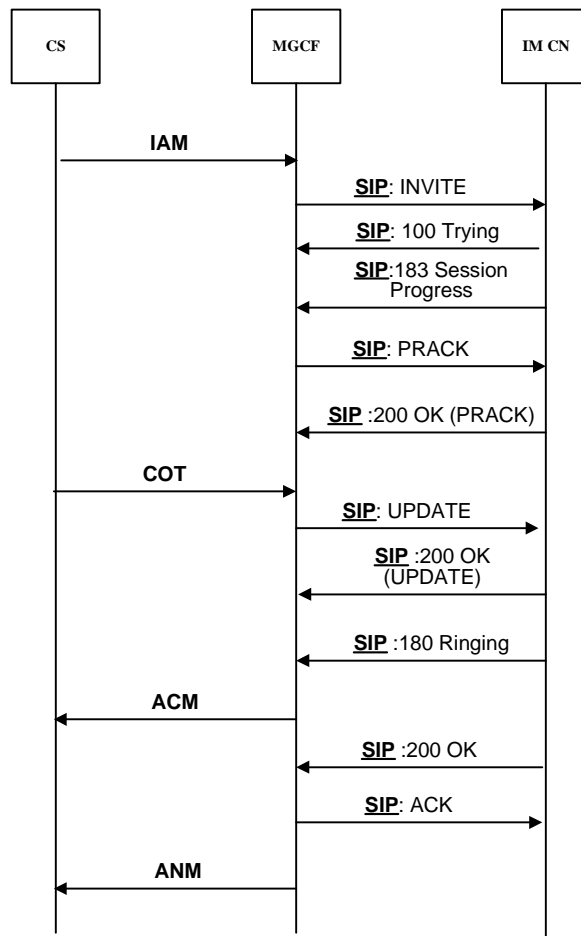


Figure 14: CS network originated, IM CN terminated call procedure

4.4.1.1.2 Attempted calls, CS network originated

- a) This measurement provides the number of attempted calls from CS network.
- b) CC.
- c) On receipt by the MGCF of an "IAM" message(see 3GPP TS 29.163 [11]).
- d) A single integer value.
- e) CC.AttCallCsOrig.
- f) MGCFFunction.
- g) Valid for circuit switched traffic.
- h) IMS.

4.4.1.1.3 Successful calls, CS network originated

- a) This measurement provides the number of successful calls from CS network.
 - b) CC.
 - c) On transmission by the MGCF of an "ACM" or "CON" message (see 3GPP TS 29.163 [11]).
- NOTE: If ACM message is not sent, the "CON" message shall be the trigger.
- d) A single integer value.
 - e) CC.SuccCallCsOrig.
 - f) MGCFFunction.
 - g) Valid for circuit switched traffic.
 - h) IMS.

4.4.1.1.4 Answered calls, CS network originated

- a) This measurement provides the number of answered calls from CS network.
- b) CC.
- c) On transmission by the MGCF of an "ANM" or "CON" message (see 3GPP TS 29.163 [11]).
- d) A single integer value.
- e) CC.AnsCallCsOrig.
- f) MGCFFunction.
- g) Valid for circuit switched traffic.
- h) IMS.

4.4.1.1.5 Failed calls, CS network originated

- a) This measurement provides number of failed calls (the calls are originated from CS network).
- b) CC.
- c) Before MGCF sends "ACM" or "CON" message (see 3GPP TS 29.163 [11]), the call is released..
- d) A single integer value.
- e) CC.FailCallCsOrig.

- f) MGCFFunction.
- g) Valid for circuit switched traffic.
- h) IMS.

4.4.1.1.6 Call set-up time (Mean), CS network originated

- a) This measurement provides the mean setup time of the successful CS network originated calls.
- b) DER (n=1).
- c) This measurement is obtained by accumulating the time intervals for every successful CS network originated calls between the receipt of "IAM" message and the transmission of the corresponding "ACM" message or "CON" message if the "ACM" message is not sent over a granularity period using DER (see 3GPP TS 29.163 [11]). The end value of this time will then be divided by the number of successful CS network originated calls observed in the granularity period to give the arithmetic mean, the accumulator shall be reinitialised at the beginning of each granularity period.
- d) A single integer value (in milliseconds).
- e) CC.SetupTimeCsOrigMean.
- f) MGCFFunction.
- g) Valid for circuit switched traffic.
- h) IMS.

4.4.1.2 Call control related measurements, IM CN originated

The measurements defined in subclauses 4.4.1.2.2, 4.4.1.2.3 and 4.4.1.2.5 are subject to the "2 out of 3 approach".

4.4.1.2.1 Overview

The performance measurements defined in this subclause is related to the IM CN subsystem originated call that is intentionally routed to CS network.

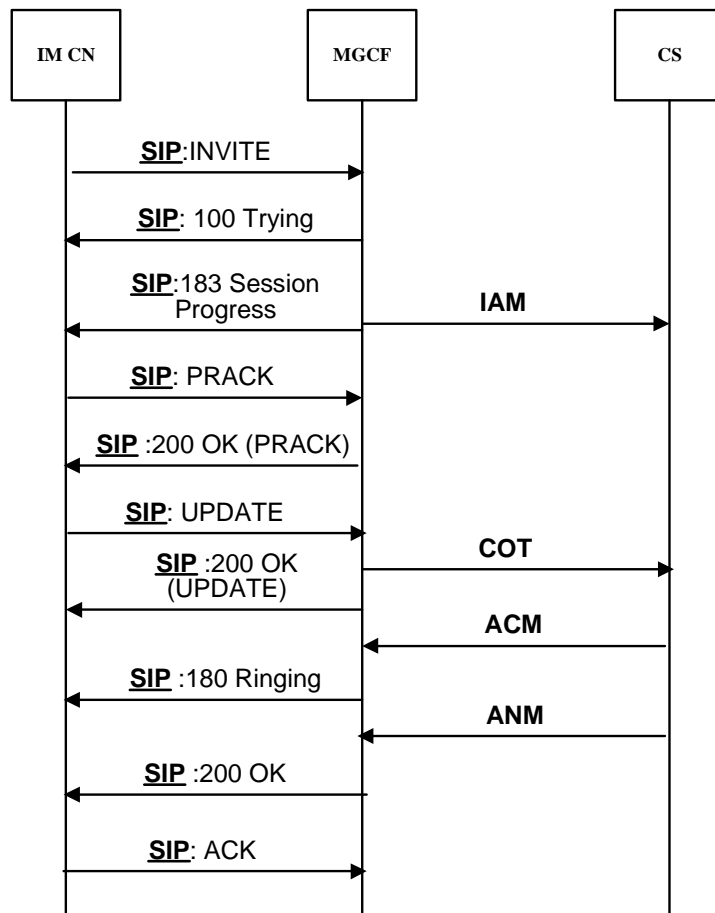


Figure 15: IM CN originated, CS network terminated call procedure

4.4.1.2.2 Attempted calls, IM CN originated

- a) This measurement provides the number of attempted calls from IM CN subsystem.
- b) CC.
- c) On receipt by the MGCF of an initial SIP_INVITE message (see 3GPP TS 29.163 [11]).
- d) A single integer value.
- e) CC.AttCallImOrig.
- f) MGCFFunction.
- g) Valid for packet switched traffic.
- h) IMS.

4.4.1.2.3 Successful calls, IM CN originated

- a) This measurement provides the number of successful calls from IM CN subsystem. The measurement is split into subcounters per message type (e.g. SIP_180) indicating the successful IM CN originated call.
- b) CC.
- c) On transmission by the MGCF of a response message (e.g. SIP_180) indicating a successful IM CN subsystem originated call corresponding to the initial SIP_INVITE message (see 3GPP TS 29.163 [11]), each successful IM CN originated call is added to the relevant measurement according to the message type, the possible response message types are identified in 3GPP TS 24.229 [8]. The sum of all supported per message type measurements

shall equal the total number of successful IM CN subsystem originated calls. In case only a subset of per message type measurements is supported, a sum subcounter will be provided first.

- d) Each measurement is an integer value. The number of measurements is equal to the number of message types plus a possible sum value identified by the *.sum* suffix.
- e) The measurement name has the form *CC.SuccCallImOrig.type* where *type* identifies the message type.

The following subcounters with specific message types are the samples of this measurement:

CC.SuccCallImorig.180	Message type: SIP_180. MGCF sends SIP_180.
CC.SuccCallImorig.200	Message type: SIP_200. MGCF sends SIP_200_OK after receiving CON message instead of ACM message.

- f) MGCFFunction.
- g) Valid for packet switched traffic.
- h) IMS.

4.4.1.2.4 Answered calls, IM CN originated

- a) This measurement provides the number of answered calls from IM CN subsystem.
- b) CC.
- c) On transmission by the MGCF of a SIP_200_OK message corresponding to an initial SIP_INVITE message. (see 3GPP TS 29.163 [11]).
- d) A single integer value.
- e) CC.AnsCallImOrig.
- f) MGCFFunction.
- g) Valid for packet switched traffic.
- h) IMS.

4.4.1.2.5 Failed calls, IM CN originated

- a) This measurement provides number of failed calls (the calls are originated from IM CN subsystem).
- b) CC.
- c) Before MGCF sends SIP 180 or SIP 200 without 180 (see 3GPP TS 29.163 [11]), the call is released..
- d) A single integer value.
- e) CC.FailCallImOrig.
- f) MGCFFunction.
- g) Valid for packet switched traffic.
- h) IMS.

4.4.1.2.6 Call set-up time (Mean), IM CN originated

- a) This measurement provides the mean setup time of the successful IM CN subsystem originated calls.
- b) DER (n=1).
- c) This measurement is obtained by accumulating the time intervals for every successful IM CN subsystem originated calls between the receipt of an initial SIP_INVITE message and the transmission of corresponding SIP_180 or SIP_200_OK without SIP_180 message over a granularity period using DER (see

3GPP TS 29.163 [11]). The end value of this time will then be divided by the number of successful IM CN subsystem originated calls observed in the granularity period to give the arithmetic mean, the accumulator shall be reinitialised at the beginning of each granularity period.

- d) A single integer value (in milliseconds).
- e) CC.SetupTimeImOrigMean.
- f) MGCFFunction.
- g) Valid for packet switched traffic.
- h) IMS.

4.4.1.3 Call control related measurements, call release

4.4.1.3.1 Overview

The performance measurements defined in this subclause are related to the call release initiated by CS network, IM CN subsystem, MGCF itself and MGW respectively.

4.4.1.3.2 Call release initiated by CS network

- a) This measurement provides the number of call release initiated by CS network with "REL" or "RSC" or "GRS" message. The measurement is split into subcounters per release message type, and per cause for the REL message.
- b) CC.
- c) On receipt by the MGCF of an ISUP/BICC "REL" or "RSC" or "GRS" message (see 3GPP TS 29.163 [11]).
- d) Each measurement is an integer value. The number of measurements is equal to the number of supported causes in ISUP/BICC "REL" message, plus two values for ISUP/BICC "RSC" and "GRS" message respectively and a possible sum value identified by the *.sum* suffix.
- e) CC.RelCallsInit.*CauseOrMsg*.

Where *CauseOrMsg* identifies the cause in ISUP/BICC "REL" message if the call is released by ISUP/BICC "REL" message (see ITU-T Recommendation Q.850 [19]), or the message type ISUP/BICC "RSC" or "GRS" respectively if the call is released by ISUP/BICC "RSC" or "GRS" message. If the call is released by ISUP/BICC "RSC" or "GRS" message, the *CauseOrMsg* shall be the constant string "RSC" or "GRS" respectively when constructing the measurement name.

- f) MGCFFunction.
- g) Valid for circuit switched traffic.
- h) IMS.

4.4.1.3.3 Call release initiated by IM CN subsystem

- a) This measurement provides the number of call release initiated by IM CN subsystem. The measurement is split into subcounters per message type.
- b) CC.
- c) On receipt by the MGCF of a SIP_BYE or SIP_CANCEL or SIP_3XX or SIP_4XX or SIP_5XX or SIP_6XX message (see 3GPP TS 29.163 [11]).
- d) 6 single integer values.
- e) CC.RelCallsImInit.BYE
CC.RelCallsCsInit.CANCEL
CC.RelCallsCsInit.3XX

CC.RelCallsCsInit.4XX
 CC.RelCallsCsInit.5XX
 CC.RelCallsCsInit.6XX

- f) MGCFFunction.
- g) Valid for packet switched traffic.
- h) IMS.

4.4.1.3.4 Call release initiated by MGCF

- a) This measurement provides the number of autonomous call release initiated by MGCF itself. The measurement is split into subcounters per message type.
- b) CC.
- c) On transmission of call release message by MGCF due to autonomous call releases (see 3GPP TS 29.163 [11]).

NOTE: MGCF sends call release message to CS network and IM CN subsystem respectively for one call, just count once.

- d) 8 single integer values.
- e) CC.RelCallsMgcfInit.484Imgcf
 CC.RelCallsMgcfInit.480Imgcf
 CC.RelCallsMgcfInit.488Imgcf
 CC.RelCallsMgcfInit.500Imgcf
 CC.RelCallsMgcfInit.CotOmgcf
 CC.RelCallsMgcfInit.47Omgcf
 CC.RelCallsMgcfInit.IsupBiccOmgcf
 CC.RelCallsMgcfInit.SipOmgcf.

The corresponding scenario for these 2 measurements are:

CC.RelCallsMgcfInit.484Imgcf	I-MGCF initiates call release by sending SIP 484 Address Incomplete.
CC.RelCallsMgcfInit.480Imgcf	I-MGCF initiates call release by sending SIP 480 Temporarily Unavailable.
CC.RelCallsMgcfInit.488Imgcf	I-MGCF initiates call release by sending SIP 488 Not Acceptable Here.
CC.RelCallsMgcfInit.500Imgcf	I-MGCF initiates call release by sending SIP 500 Server Internal Error.
CC.RelCallsMgcfInit.CotOmgcf	O-MGCF initiates call release on reception of COT with the Continuity Indicators parameter set to " <i>continuity check failed</i> " or expiry of ISUP/BICC T8.
CC.RelCallsMgcfInit.47Omgcf	O-MGCF initiates call release by sending ISUP/BICC "REL" with cause value (resource unavailable or unspecified).
CC.RelCallsMgcfInit.IsupBiccOmgcf	O-MGCF initiates call release by ISUP/BICC procedure.
CC.RelCallsMgcfInit.SipOmgcf	O-MGCF initiates call release by SIP procedure.

- f) MGCFFunction.
- g) Valid for circuit switched and packet switched traffic.
- h) IMS.

4.4.1.3.5 Call release initiated by MGW

- a) This measurement provides the number of call release initiated by MGW. The measurement is split into subcounters per H248 error code and H248 service change reason.
- b) CC.
- c) On receipt by the MGCF of a H248 message which triggers call release (see ITU-T Recommendation H.248.1 [20]).
- d) Each measurement is an integer value. The number of measurements is equal to the number of causes plus a possible sum value identified by the *.sum* suffix.
- e) *CC.RelCallsMgwInit.Cause*.
Where *Cause* identifies the H248 error code or H248 service change reason.(see ITU-T Recommendation H.248.8 [21]).
- f) *MGCFFunction*.
- g) Valid for packet switched traffic.
- h) IMS.

4.4.1.4 Number of simultaneous online and answered calls (Maximum)

- a) This measurement provides the maximum number of simultaneous online calls which have been answered in the MGCF.
- b) SI.
- c) This measurement is obtained by sampling at a pre-defined interval the number of simultaneous online calls which have been answered and then taking the maximum.
- d) A single integer value.
- e) *CC.NbrAnsCallMax*.
- f) *MGCFFunction*.
- g) Valid for circuit switched traffic.
- h) IMS.

4.4.1.5 Number of simultaneous online and answered calls (mean)

- a) This measurement provides the mean number of simultaneous online calls which have been answered in the MGCF.
- b) SI.
- c) This measurement is obtained by sampling at a pre-defined interval the number of simultaneous online calls which have been answered and then taking the arithmetic mean.
- d) A single integer value.
- e) *CC.NbrAnsCallMean*.
- f) *MGCFFunction*.
- g) Valid for circuit switched traffic.
- h) IMS.

4.5 Measurements related to IM-MGW

The measurements related to IM-MGW is the same with CS MGW defined in 3GPP TS 32.407[29].

4.6 Measurements related to MRFC

4.6.1 Session control related measurements

The measurements defined in subclauses 4.6.1.1, 4.6.1.2 and 4.6.1.4 are subject to the "2 out of 3 approach".

4.6.1.1 Attempted session establishments

- a) This measurement provides the number of attempted session establishments at MRFC.
- b) CC.
- c) On receipt by the MRFC of an initial SIP_INVITE message (see 3GPP TS 23.228 [7]).
- d) A single integer value.
- e) SC.AttSession.
- f) MRFCFunction.
- g) Valid for packet switched traffic.
- h) IMS.

4.6.1.2 Successful session establishments

- a) This measurement provides the number of successful session establishments at the MRFC. The measurement is split into subcounters per message type (e.g. SIP_180) indicating the successful session establishments.
- b) CC.
- c) On transmission by the MRFC of a response message (e.g. SIP_180) indicating a successful session establishment corresponding to the initial SIP_INVITE message (see 3GPP TS 23.228 [7]), each successful session is added to the relevant measurement according to the message type, the possible response message types are identified in 3GPP TS 24.229 [8]. The sum of all supported per message type measurements shall equal the total number of successful session establishments. In case only a subset of per message type measurements is supported, a sum subcounter will be provided first.
- d) Each measurement is an integer value. The number of measurements is equal to the number of message types plus a possible sum value identified by the *.sum* suffix.
- e) SC.SuccSession.*type*
where *type* identifies the message type.

The following subcounters with specific message types are the samples of this measurement:

SC.SuccSession.180 Message type: SIP_180

SC.SuccSession.200 Message type: SIP_200_OK only if the SIP_180 has not been sent for this session.

- f) MRFCFunction.
- g) Valid for packet switched traffic.
- h) IMS.

4.6.1.3 Answered session establishments

- a) This measurement provides the number of answered session establishments at the MRFC.
- b) CC.
- c) On transmission by the MRFC of a SIP_200_OK response message corresponding to the initial SIP_INVITE messages (see 3GPP TS 23.228 [7]).
- d) A single integer value.
- e) SC.AnsSession.
- f) MRFCFunction.
- g) Valid for packet switched traffic.
- h) IMS.

4.6.1.4 Failed session establishments

- a) This measurement provides the number of failed session establishments at the MRFC. The measurement is split into subcounters per response status codes.
- b) CC.
- c) On transmission by the MRFC of a response message (e.g. SIP_430) indicating a failed session establishment corresponding to the initial SIP_INVITE messages (see 3GPP TS 23.228 [7]), each failed session establishment is added to the relevant measurement according to the status code. The sum of all supported per status code measurements shall equal the total number of failed session establishments. In case only a subset of per cause measurements is supported, a sum subcounter will be provided first.
- d) Each measurement is an integer value. The number of measurements is equal to the number of status codes plus a possible sum value identified by the *.sum* suffix.
- e) The measurement name has the form *SC.FailSession.Cause* where *Cause* identifies the status code.
- f) MRFCFunction.
- g) Valid for packet switched traffic.
- h) IMS.

4.6.2 Multi-party sessions related measurements

The measurements defined in subclauses 4.6.2.1, 4.6.2.2 and 4.6.2.4 are subject to the "2 out of 3 approach".

The measurements defined in subclauses 4.6.2.5, 4.6.2.6 and 4.6.2.7 are subject to the "2 out of 3 approach".

4.6.2.1 Attempted session establishments for multi-party sessions

- a) This measurement provides the number of attempted session establishments for multi-party sessions at MRFC.
- b) CC.
- c) On receipt by the MRFC of an initial SIP_INVITE message for the multi-party sessions service (see 3GPP TS 23.228 [7]).
- d) A single integer value.
- e) SC.AttMultipartySession.
- f) MRFCFunction.

- g) Valid for packet switched traffic.
- h) IMS.

4.6.2.2 Successful session establishments for multi-party sessions

- a) This measurement provides the number of successful session establishments for multi-party sessions at the MRFC. The measurement is split into subcounters per message type (e.g. SIP_180) indicating the successful session establishments for multi-party sessions.
- b) CC.
- c) On transmission by the MRFC of a response message (e.g. SIP_180) indicating a successful session establishment corresponding to the initial SIP_INVITE message for the multi-party sessions service (see 3GPP TS 23.228 [7]), each successful session is added to the relevant measurement according to the message type, the possible response message types are identified in 3GPP TS 24.229 [8]. The sum of all supported per message type measurements shall equal the total number of successful session establishments for multi-party sessions. In case only a subset of per message type measurements is supported, a sum subcounter will be provided first.
- d) Each measurement is an integer value. The number of measurements is equal to the number of message types plus a possible sum value identified by the *.sum* suffix.
- e) SC.SuccMultipartySession.*type*
where *type* identifies the message type.

The following subcounters with specific message types are the samples of this measurement:

SC.SuccSession.180 Message type: SIP_180
SC.SuccSession.200 Message type: SIP_200_OK only if the SIP_180 has not been sent for this session.

- f) MRFCFunction.
- g) Valid for packet switched traffic.
- h) IMS.

4.6.2.3 Answered session establishments for multi-party sessions

- a) This measurement provides the number of answered session establishments for multi-party sessions at the MRFC.
- b) CC.
- c) On transmission by the MRFC of a SIP_200_OK response message corresponding to the initial SIP_INVITE messages for the multi-party sessions service (see 3GPP TS 23.228 [7]).
- d) A single integer value.
- e) SC.AnsMultipartySession.
- f) MRFCFunction.
- g) Valid for packet switched traffic.
- h) IMS.

4.6.2.4 Failed session establishments for multi-party sessions

- a) This measurement provides the number of failed session establishments for multi-party sessions at the MRFC. The measurement is split into subcounters per response status codes.
- b) CC.
- c) On transmission by the MRFC of a response message (e.g. SIP_430) indicating a failed session establishment corresponding to the initial SIP_INVITE message for the multi-party session service (see 3GPP TS 23.228 [7]),

each failed session establishment is added to the relevant measurement according to the status code. The sum of all supported per status code measurements shall equal the total number of failed session establishments for the multi-party sessions. In case only a subset of per cause measurements is supported, a sum subcounter will be provided first.

- d) Each measurement is an integer value. The number of measurements is equal to the number of status codes plus a possible sum value identified by the *.sum* suffix.
- e) The measurement name has the form *SC.FailMultipartySession.Cause* where *Cause* identifies the status code.
- f) MRFCFunction.
- g) Valid for packet switched traffic.
- h) IMS.

4.6.2.5 Attempted event subscription procedures for multi-party sessions

- a) This measurement provides the number of attempted event subscription procedures for multi-party sessions at MRFC.
- b) CC.
- c) On receipt by the MRFC of a SIP_SUBSCRIBE message for the multi-party sessions service (see 3GPP TS 23.228 [7] and RFC3265[22]).
- d) A single integer value.
- e) SC.AttSubscribe.
- f) MRFCFunction.
- g) Valid for packet switched traffic.
- h) IMS.

4.6.2.6 Successful event subscription procedures for multi-party sessions

- a) This measurement provides the number of successful event subscription procedures for multi-party sessions at MRFC.
- b) CC.
- c) On transmission by the MRFC of a SIP_200_OK message corresponding to the SIP_SUBSCRIBE message for the multi-party sessions service (see 3GPP TS 23.228 [7] and RFC3265[22]).
- d) A single integer value.
- e) SC.SuccSubscribe.
- f) MRFCFunction.
- g) Valid for packet switched traffic.
- h) IMS.

4.6.2.7 Failed event subscription procedures for multi-party sessions

- a) This measurement provides the number of failed event subscription procedures for multi-party sessions at MRFC. The measurement is split into subcounters per response status codes.
- b) CC.
- c) On transmission by the MRFC of a response message (e.g. SIP_430) indicating a failed event subscription procedure corresponding to the initial SIP_SUBSCRIBE message for the multi-party session service (see 3GPP TS 23.228 [7] and RFC3265[22]), each failed event subscription procedure is added to the relevant measurement according to the status code. The sum of all supported per status code measurements shall equal the total number of failed event subscription procedures for the multi-party sessions. In case only a subset of per cause measurements is supported, a sum subcounter will be provided first.
- d) Each measurement is an integer value. The number of measurements is equal to the number of status codes plus a possible sum value identified by the *.sum* suffix.
- e) The measurement name has the form *SC.FailSubscribe.Cause* where *Cause* identifies the status code.
- f) MRFCFunction.
- g) Valid for packet switched traffic.
- h) IMS.

4.6.3 Announcement service related measurements

The measurements defined in subclauses 4.6.3.1, 4.6.3.2 and 4.6.3.4 are subject to the "2 out of 3 approach".

4.6.3.1 Attempted session establishments for announcements

- a) This measurement provides the number of attempted session establishments for announcements at MRFC.
- b) CC.
- c) On receipt by the MRFC of an initial SIP_INVITE message for the announcement service (see 3GPP TS 23.228 [7]).
- d) A single integer value.
- e) *SC.AttAnnounce*.
- f) MRFCFunction.
- g) Valid for packet switched traffic.
- h) IMS.

4.6.3.2 Successful session establishments for announcements

- a) This measurement provides the number of successful session establishments for announcements at the MRFC. The measurement is split into subcounters per message type (e.g. SIP_180) indicating the successful session establishments for announcements.
- b) CC.
- c) On transmission by the MRFC of a response message (e.g. SIP_180) indicating a successful session establishment corresponding to the initial SIP_INVITE message for the announcement service (see 3GPP TS 23.228 [7]), each successful session is added to the relevant measurement according to the message type, the possible response message types are identified in 3GPP TS 24.229 [8]. The sum of all supported per message type measurements shall equal the total number of successful session establishments for announcements. In case only a subset of per message type measurements is supported, a sum subcounter will be provided first.

d) Each measurement is an integer value. The number of measurements is equal to the number of message types plus a possible sum value identified by the *.sum* suffix.

e) SC.SuccAnnounce.*type*
where *type* identifies the message type.

The following subcounters with specific message types are the samples of this measurement:

SC.SuccSession.180 Message type: SIP_180

SC.SuccSession.200 Message type: SIP_200_OK only if the SIP_180 has not been sent for this session.

f) MRFCFunction.

g) Valid for packet switched traffic.

h) IMS.

4.6.3.3 Answered session establishments for announcements

a) This measurement provides the number of answered session establishments for announcements at the MRFC.

b) CC.

c) On transmission by the MRFC of a SIP_200_OK response message corresponding to the initial SIP_INVITE messages for the announcement service (see 3GPP TS 23.228 [7]).

d) A single integer value.

e) SC.AnsAnnounce.

f) MRFCFunction.

g) Valid for packet switched traffic.

h) IMS.

4.6.3.4 Failed session establishments for announcements

a) This measurement provides the number of failed session establishments for announcements at the MRFC. The measurement is split into subcounters per response status codes.

b) CC.

c) On transmission by the MRFC of a response message (e.g. SIP_430) indicating a failed session establishment corresponding to the initial SIP_INVITE message for the announcement service (see 3GPP TS 23.228 [7]), each failed session establishment is added to the relevant measurement according to the status code. The sum of all supported per status code measurements shall equal the total number of failed session establishments for the announcements. In case only a subset of per cause measurements is supported, a sum subcounter will be provided first.

d) Each measurement is an integer value. The number of measurements is equal to the number of status codes plus a possible sum value identified by the *.sum* suffix.

e) The measurement name has the form SC.FailAnnounce.*Cause*
where *Cause* identifies the status code.

f) MRFCFunction.

g) Valid for packet switched traffic.

h) IMS.

4.6.4 Transcoding service related measurements

The measurements defined in subclauses 4.6.4.1, 4.6.4.2 and 4.6.4.4 are subject to the "2 out of 3 approach".

4.6.4.1 Attempted session establishments for transcoding service

- a) This measurement provides the number of attempted session establishments for transcoding service at MRFC.
- b) CC.
- c) On receipt by the MRFC of an initial SIP_INVITE message for the transcoding service (see 3GPP TS 23.228 [7]).
- d) A single integer value.
- e) SC.AttTranscoding.
- f) MRFCFunction.
- g) Valid for packet switched traffic.
- h) IMS.

4.6.4.2 Successful session establishments for transcoding service

- a) This measurement provides the number of successful session establishments for transcoding service at the MRFC. The measurement is split into subcounters per message type (e.g. SIP_180) indicating the successful session establishments for transcoding service.
- b) CC.
- c) On transmission by the MRFC of a response message (e.g. SIP_180) indicating a successful session establishment corresponding to the initial SIP_INVITE message for the transcoding service (see 3GPP TS 23.228 [7]), each successful session is added to the relevant measurement according to the message type, the possible response message types are identified in 3GPP TS 24.229 [8]. The sum of all supported per message type measurements shall equal the total number of successful session establishments for transcoding service. In case only a subset of per message type measurements is supported, a sum subcounter will be provided first.
- d) Each measurement is an integer value. The number of measurements is equal to the number of message types plus a possible sum value identified by the *.sum* suffix.
- e) SC.SuccTranscoding.*type*
where *type* identifies the message type.

The following subcounters with specific message types are the samples of this measurement:

SC.SuccSession.180 Message type: SIP_180

SC.SuccSession.200 Message type: SIP_200_OK only if the SIP_180 has not been sent for this session.

- f) MRFCFunction.
- g) Valid for packet switched traffic.
- h) IMS.

4.6.4.3 Answered session establishments for transcoding service

- a) This measurement provides the number of answered session establishments for transcoding service at the MRFC.
- b) CC.
- c) On transmission by the MRFC of a SIP_200_OK response message corresponding to the initial SIP_INVITE messages for the transcoding service (see 3GPP TS 23.228 [7]).
- d) A single integer value.
- e) SC.AnsTranscoding.
- f) MRFCFunction.
- g) Valid for packet switched traffic.
- h) IMS.

4.6.4.4 Failed session establishments for transcoding service

- a) This measurement provides the number of failed session establishments for transcoding service at the MRFC. The measurement is split into subcounters per response status codes.
- b) CC.
- c) On transmission by the MRFC of a response message (e.g. SIP_430) indicating a failed session establishment corresponding to the initial SIP_INVITE message for the transcoding service (see 3GPP TS 23.228 [7]), each failed session establishment is added to the relevant measurement according to the status code. The sum of all supported per status code measurements shall equal the total number of failed session establishments for the transcoding service. In case only a subset of per cause measurements is supported, a sum subcounter will be provided first.
- d) Each measurement is an integer value. The number of measurements is equal to the number of status codes plus a possible sum value identified by the *.sum* suffix.
- e) The measurement name has the form *SC.FailTranscoding.Cause* where *Cause* identifies the status code.
- f) MRFCFunction.
- g) Valid for packet switched traffic.
- h) IMS.

4.7 Measurements related to MRFP

4.7.1 RTP related measurements

Performance Measurement definitions in this subclause are only valid if the RTP protocol is used at the MRFP.

4.7.1.1 Number of incoming RTP packets

- a) This measurement provides the number of incoming RTP packets at MRFP.
- b) CC.
- c) On receipt by the MRFP of a RTP packet (see RFC 3550 [23]).
- d) A single integer value.
- e) RTP.IncPacket.
- f) MRFPFunction.
- g) Valid for packet switched traffic.
- h) IMS.

4.7.1.2 Number of outgoing RTP packets

- a) This measurement provides the number of outgoing RTP packets at MRFP.
- b) CC.
- c) On transmission by the MRFP of a RTP packet (see RFC 3550 [23]).
- d) A single integer value.
- e) RTP.OutgPacket.
- f) MRFPFunction.
- g) Valid for packet switched traffic.
- h) IMS.

4.7.1.3 Number of octets of incoming RTP packets

- a) This measurement provides the number of octets of incoming RTP packets at MRFP.
- b) DER (n=1).
- c) This measurement is obtained by accumulating the number of incoming RTP packet octets (bytes) on receipt by the MRFP of a RTP packet (see RFC 3550 [23]).
- d) A single integer value.
- e) RTP.IncOctet.
- f) MRFPFunction.
- g) Valid for packet switched traffic.
- h) IMS.

4.7.1.4 Number of octets of outgoing RTP packets

- a) This measurement provides the number of octets of outgoing RTP packets at MRFP.

- b) DER (n=1).
- c) This measurement is obtained by accumulating the number of outgoing RTP packet octets (bytes) on transmission by the MRFP of a RTP packet (see RFC 3550 [23]).
- d) A single integer value.
- e) RTP.OutgOctet.
- f) MRFPFunction.
- g) Valid for packet switched traffic.
- h) IMS.

4.7.1.5 Number of lost incoming RTP packets

- a) This measurement provides the number of lost incoming RTP packets.
- b) CC.
- c) On detection of loss of an incoming RTP packet by the MRFP (see RFC 3550 [23]).
- d) A single integer value.
- e) RTP.LostIncPacket.
- f) MRFPFunction.
- g) Valid for packet switched traffic.
- h) IMS.

4.8 Void

4.9 Measurements related to SLF

4.9.1 All routing information interrogations related measurements

4.9.1.1 Attempted routing information interrogation procedures

- a) This measurement provides the number of all routing information interrogation requests received by the SLF via all diameter application interfaces. The diameter interfaces can be Dx interface, Dh interface or Dw interface.
- b) CC.
- c) On receipt by the SLF of a routing information interrogation request diameter message from all diameter interfaces (see 3GPP TS 23.228 [7] and RFC 3588[15]).
- d) A single integer value.
- e) RII.AttAll.
- f) SLFFunction.
- g) Valid for packet switched traffic.
- h) IMS.

4.9.1.2 Successful routing information interrogation procedures

- a) This measurement provides the number of all successful routing information interrogation responses sent by the SLF via all diameter application interfaces. The diameter interfaces can be Dx interface, Dh interface or Dw interface.
- b) CC.
- c) On transmission by the SLF of a routing information interrogation response diameter message with the Result-Code AVP set to DIAMETER_REDIRECT_INDICATION via all diameter interfaces, indicating a successful routing information interrogation (see 3GPP TS 23.228 [7] and RFC 3588 [15]).
- d) A single integer value.
- e) RII.SuccAll
- f) SLFFunction.
- g) Valid for packet switched traffic.
- h) IMS.

4.9.2 Routing information interrogation from CSCF related measurements

4.9.2.1 Overview

The performance measurements defined in subclause 4.9.2 are related to routing information interrogations at the SLF from CSCF.

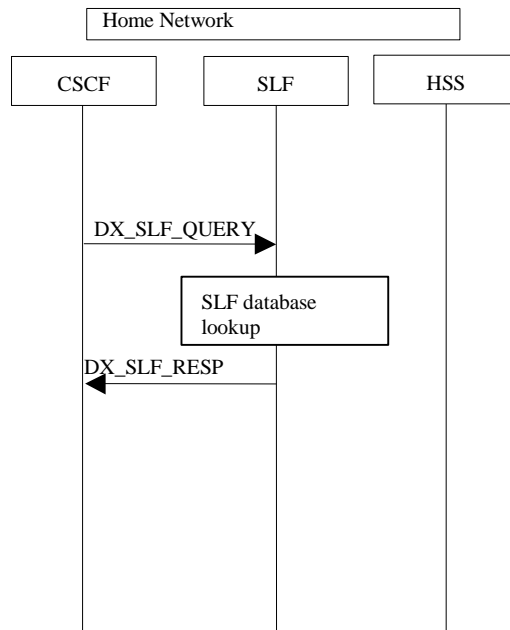


Figure 18: Routing information interrogation procedure from CSCF

4.9.2.2 Attempted routing information interrogation procedures from CSCF

- This measurement provides the number of routing information interrogation requests received from CSCF by the SLF.
- CC.
- On receipt by the SLF of a DX_SLF_QUERY message from CSCF via Dx interface (see 3GPP TS 23.228 [7]).
- A single integer value.
- RIL.AttFromCSCF.
- SLFFunction.
- Valid for packet switched traffic.
- IMS.

4.9.2.3 Successful routing information interrogation procedures from CSCF

- a) This measurement provides the number of successful routing information interrogation responses sent to CSCF by the SLF.
- b) CC.
- c) On transmission by the SLF of a DX_SLF_RESP message with the Result-Code AVP set to DIAMETER_REDIRECT_INDICATION to CSCF via Dx interface (see 3GPP TS 23.228 [7] and RFC 3588[15]).
- d) A single integer value.
- e) RII.SuccFromCSCF.
- f) SLFFunction.
- g) Valid for packet switched traffic.
- h) IMS.

4.9.3 Routing information interrogation from AS related measurements

4.9.3.1 Overview

The performance measurements defined in subclause 4.9.3 are related to routing information interrogations at the SLF from AS.

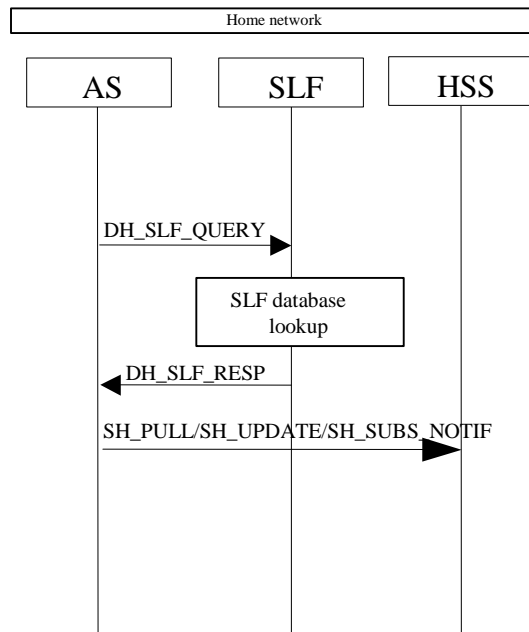


Figure 19: Routing information interrogation procedure from AS

4.9.3.2 Attempted routing information interrogation procedures from AS

- This measurement provides the number of routing information interrogations requests received from AS by the SLF.
- CC.
- On receipt by the SLF of a DH_SLF_QUERY message from AS via Dh interface (see 3GPP TS 23.228 [7]).
- A single integer value.
- RII.AttFromAS.
- SLFFunction.
- Valid for packet switched traffic.
- IMS.

4.9.3.3 Successful routing information interrogation procedures from AS

- This measurement provides the number of successful routing information interrogation responses sent to AS by the SLF.
- CC.
- On transmission by the SLF of a DH_SLF_RESP message with the Result-Code AVP set to DIAMETER_REDIRECT_INDICATION to AS via Dh interface (see 3GPP TS 23.228 [7] and RFC 3588[15]).
- A single integer value.
- RII.SuccFromAS.

- f) SLFFunction.
- g) Valid for packet switched traffic.
- h) IMS.

4.10 Measurements related to AS

4.10.1 Session control related measurements

4.10.1.1 IM CN originated session establishments

For the IM CN originated session establishments AS may act as terminating UA, redirect server, a SIP proxy, routing B2BUA or initiating B2BUA. See 3GPP TS 24.229 [8] or 3GPP TS 23.228 [7]. The measurements defined in subclauses 4.10.1.1.1, 4.10.1.1.2 and 4.10.1.1.4 are subject to the "2 out of 3 approach".

4.10.1.1.1 Attempted IM CN originated session establishments

- a) This measurement provides the number of attempted session establishments originated from the IM CN.
- b) CC.
- c) On receipt by the AS of an initial SIP_INVITE message from the IM CN (see 3GPP TS 23.228 [7]).
- d) A single integer value.
- e) SC.AttSessionImOrig.
- f) ASFunction.
- g) Valid for packet switched traffic.
- h) IMS.

4.10.1.1.2 Successful IM CN originated session establishments

- a) This measurement provides the number of successful session establishments originated from the IM CN.
- b) CC.
- c) On transmission by the AS of the first response message (e.g. SIP_180, SIP_200 or SIP_302 etc. relating with the role of the AS) indicating a successful IM CN originated session establishment corresponding to the initial SIP_INVITE message, each successful session establishment is added to the relevant measurement according to the message type, the possible response message types are identified in 3GPP TS 24.229 [8]. The sum of all supported per message type measurements shall equal the total number of successful IM CN originated session establishments.
- d) Each measurement is an integer value. The number of measurements is equal to the number of message types plus a possible sum value identified by the *.sum* suffix.
- e) SC.SuccSessionImOrig.*type*
where *type* identifies the message type.

The following subcounters with specific message types are the samples of this measurement:

SC.SuccSession.180 Message type: SIP_180

SC.SuccSession.200 Message type: SIP_200_OK only if the SIP_180 has not been sent for this session.

- f) ASFunction.
- g) Valid for packet switched traffic.
- h) IMS.

4.10.1.1.3 Answered IM CN originated session establishments

- a) This measurement provides the number of answered session establishments originated from the IM CN.
- b) CC.

- c) On transmission by the AS of a SIP_200_OK response message indicating an answered IM CN originated session establishment corresponding to the initial SIP_INVITE messages (see 3GPP TS 23.228 [7]).
- d) A single integer value.
- e) SC.AnsSessionImOrig.
- f) ASFunction.
- g) Valid for packet switched traffic
- h) IMS.

4.10.1.1.4 Failed IM CN originated session establishments

- a) This measurement provides the number of failed session establishments originated from the IM CN. The measurement is split into subcounters per response status codes.
- b) CC.
- c) On transmission by the AS of a response message (e.g. SIP_430) indicating a failed session establishment originated from the IM CN corresponding to the initial SIP_INVITE messages (see 3GPP TS 23.228 [7]), each failed session establishment originated from the IM CN is added to the relevant measurement according to the status code. The sum of all supported per status code measurements shall equal the total number of failed session establishments. In case only a subset of per cause measurements is supported, a sum subcounter will be provided first.
- d) Each measurement is an integer value. The number of measurements is equal to the number of causes plus a possible sum value identified by the *.sum* suffix.
- e) The measurement name has the form SC.FailSessionImOrig.*Cause* where *Cause* identifies the status code. (see 3GPP TS 24.229 [8] and RFC3261 [34])
- f) ASFunction.
- g) Valid for packet switched traffic.
- h) IMS.

4.10.1.2 AS originated session establishments

For the AS originated session establishments, AS may act as originating UA, routeing B2BUA or initiating B2BUA. See 3GPP TS 24.229 [8] or 3GPP TS 23.228[7]. The measurements defined in subclauses 4.10.1.2.1, 4.10.1.2.2 and 4.10.1.2.4 are subject to the "2 out of 3 approach".

4.10.1.2.1 Attempted AS originated session establishments

- a) This measurement provides the number of attempted session establishments originated from the AS.
- b) CC.
- c) On transmission by the AS of an initial SIP_INVITE message indicating the AS originated session establishment, each initial SIP_INVITE message originated by the AS shall be counted as one attempted AS originated session establishment.
If the AS acts as originating UA, it initiates a session by sending a SIP_INVITE message.
If the AS acts as routeing B2BUA, it terminates the request from IM CN and initiates a new session by sending a SIP_INVITE message.
If the AS acts as initiating B2BUA, it may initiates two new sessions by sending two SIP_INVITE messages, or initiates one new session in the case of receiving the request from the IM CN and the new session is logically connected but unrelated to the incoming request (see 3GPP TS 24.229 [8]).
- d) A single integer value.

- e) SC.AttSessionAsOrig.
- f) ASFunction.
- g) Valid for packet switched traffic.
- h) IMS.

4.10.1.2.2 Successful AS originated session establishments

- a) This measurement provides the number of successful session establishments originated from the AS.
- b) CC.
- c) On receipt of the first response message (e.g. SIP_180, SIP_200, etc.) indicating a successful AS originated session establishment corresponding to the initial SIP_INVITE message originated by the AS, each successful session establishment is added to the relevant measurement according to the message type, the possible response message types are identified in 3GPP TS 24.229 [8]. The sum of all supported per message type measurements shall equal the total number of successful AS originated session establishments.
- d) Each measurement is an integer value. The number of measurements is equal to the number of message types plus a possible sum value identified by the *.sum* suffix.
- e) SC.SuccSessionAsOrig.*type*
where *type* identifies the message type.

The following subcounters with specific message types are the samples of this measurement:

SC.SuccSession.180 Message type: SIP_180

SC.SuccSession.200 Message type: SIP_200_OK only if the SIP_180 has not been received for this session.

- f) ASFunction.
- g) Valid for packet switched traffic.
- h) IMS.

4.10.2 Messaging service related measurements

4.10.2.1 Message related measurements, Page-Mode

4.10.2.1.1 Attempted incoming messages, Page-Mode

- a) This measurement provides number of attempted incoming messages received by the messaging enabler with page-mode at the AS.
- b) CC.
- c) On receipt by the AS (messaging enabler) of an initial SIP_MESSAGE message (see 3GPP TS 23.228 [7]).
- d) A single integer value.
- e) MSG.AttIncMessagePM.
- f) ASFunction.
- g) Valid for packet switched traffic.
- h) IMS.

4.10.2.1.2 Successful incoming messages, Page-Mode

- a) This measurement provides number of successful incoming messages with page-mode at the AS.
- b) CC.

- c) On transmission by the AS (messaging enabler) of a response SIP_2XX message (see 3GPP TS 24.229 [8]) indicating the incoming message is successfully forwarded.
- d) A single integer value.
- e) MSG.SuccIncMessagePM.
- f) ASFunction.
- g) Valid for packet switched traffic.
- h) IMS.

4.10.2.1.3 Attempted outgoing messages, Page-Mode

- a) This measurement provides number of attempted outgoing messages transmitted by the messaging enabler with page-mode at the AS.
- b) CC.
- c) On transmission by the AS (messaging enabler) of a SIP_MESSAGE message (see 3GPP TS 23.228 [7]).
- d) A single integer value.
- e) MSG.AttOutMessagePM.
- f) ASFunction.
- g) Valid for packet switched traffic.
- h) IMS.

4.10.2.1.4 Successful outgoing messages, Page-Mode

- a) This measurement provides number of successful outgoing messages transmitted by the messaging enabler with page-mode at the AS.
- b) CC.
- c) On receipt by the AS (messaging enabler) of a response SIP_2XX message (see 3GPP TS 24.229 [8]) indicating the message transmitted by the AS is successfully processed.
- d) A single integer value.
- e) MSG.SuccOutMessagePM.
- f) ASFunction.
- g) Valid for packet switched traffic.
- h) IMS.

4.10.2.2 Message related measurements, Session-Mode

4.10.2.2.1 Overview

The performance measurements defined in this subclause are related to message sending with session mode. The following procedure shows the session based messaging with an intermediate AS node. See 3GPP TS 23.228 [7].

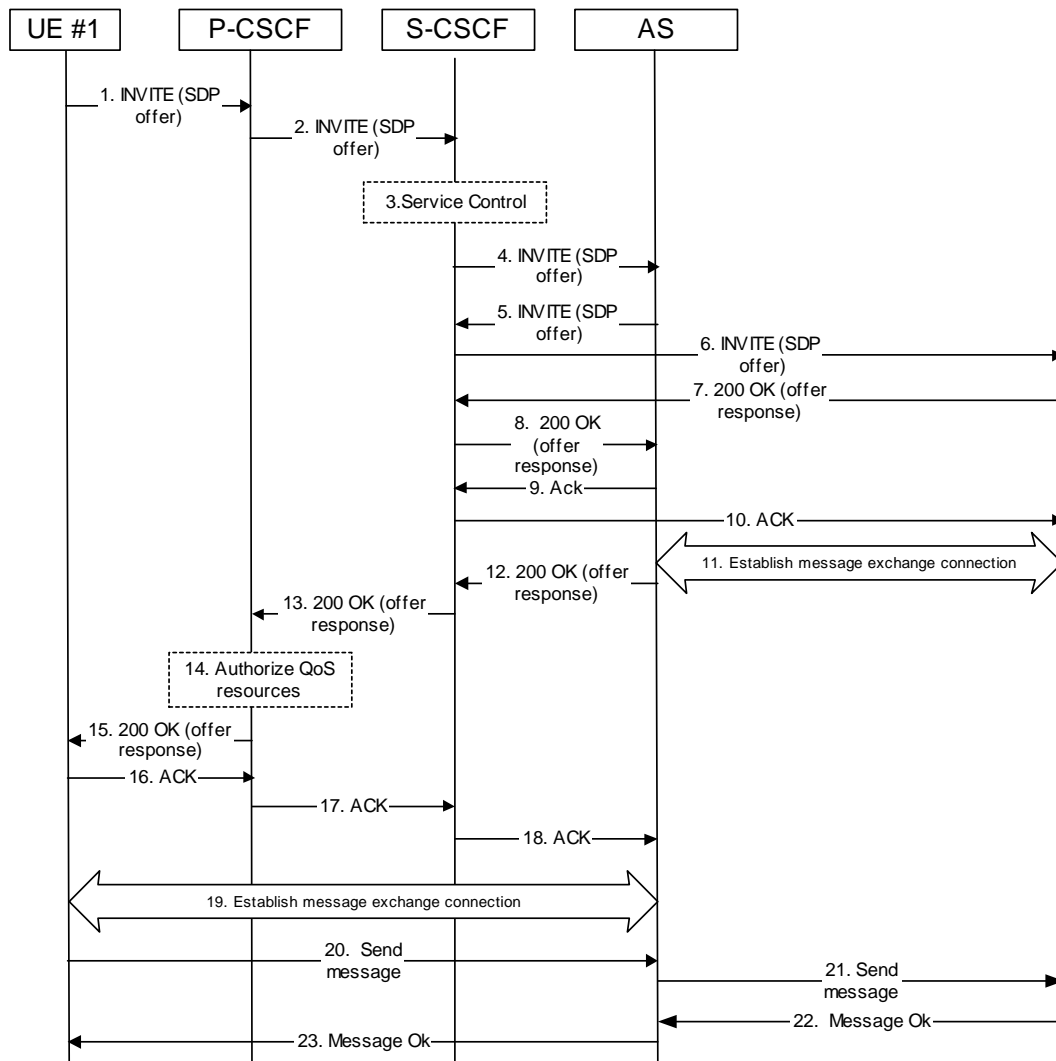


Figure 20: Session based messaging with an intermediate AS node scenario

4.10.2.2.2 Attempted messaging session establishments, Session Mode

- a) This measurement provides number of attempted messaging session establishments for the two participants received by the messaging enabler with session-mode at the AS.
- b) CC.
- c) On receipt by the AS (messaging enabler) of an initial SIP_INVITE message initiated by a participant which requests to establish sessions just for the two participants for the messaging service (see 3GPP TS 29.228 [9]).
- d) A single integer value.
- e) MSG.AttSessionSM.
- f) ASFunction.
- g) Valid for packet switched traffic.
- h) IMS.

4.10.2.2.3 Successful messaging session establishments, Session-Mode

- a) This measurement provides number of successful messaging session establishments by the messaging enabler for the two participants with session-mode at the AS.
- b) CC.
- c) On transmission by the AS (messaging enabler) of a SIP_200_OK message indicating a successful messaging session establishment for the two participants of Messaging Service (see 3GPP TS 29.228 [9]).
- d) A single integer value.
- e) MSG.SuccSessionSM.
- f) ASFunction.
- g) Valid for packet switched traffic.
- h) IMS.

4.10.3 Conference service related measurements

4.10.3.1 Overview

The performance measurements defined in this subclause are related to the conference service (see 3GPP TS 24.147 [24]).

The following procedures are of interest for this purpose:

- User creating a conference;
- User joining a conference;
- AS inviting a user to a conference;
- User subscribing to the conference event package.

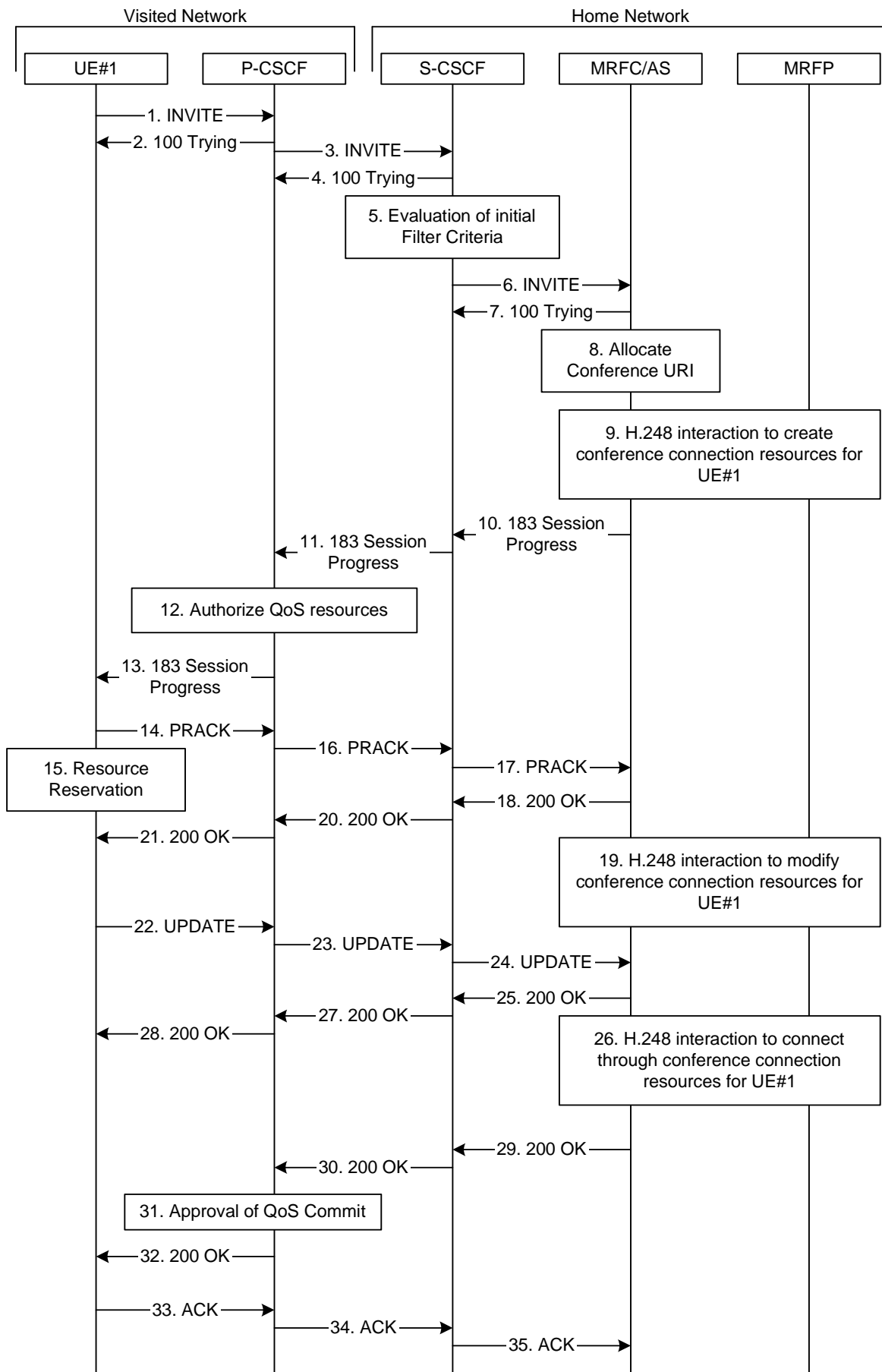


Figure 21: User automatically creating a conference - MRFC/AS is located in user's home network

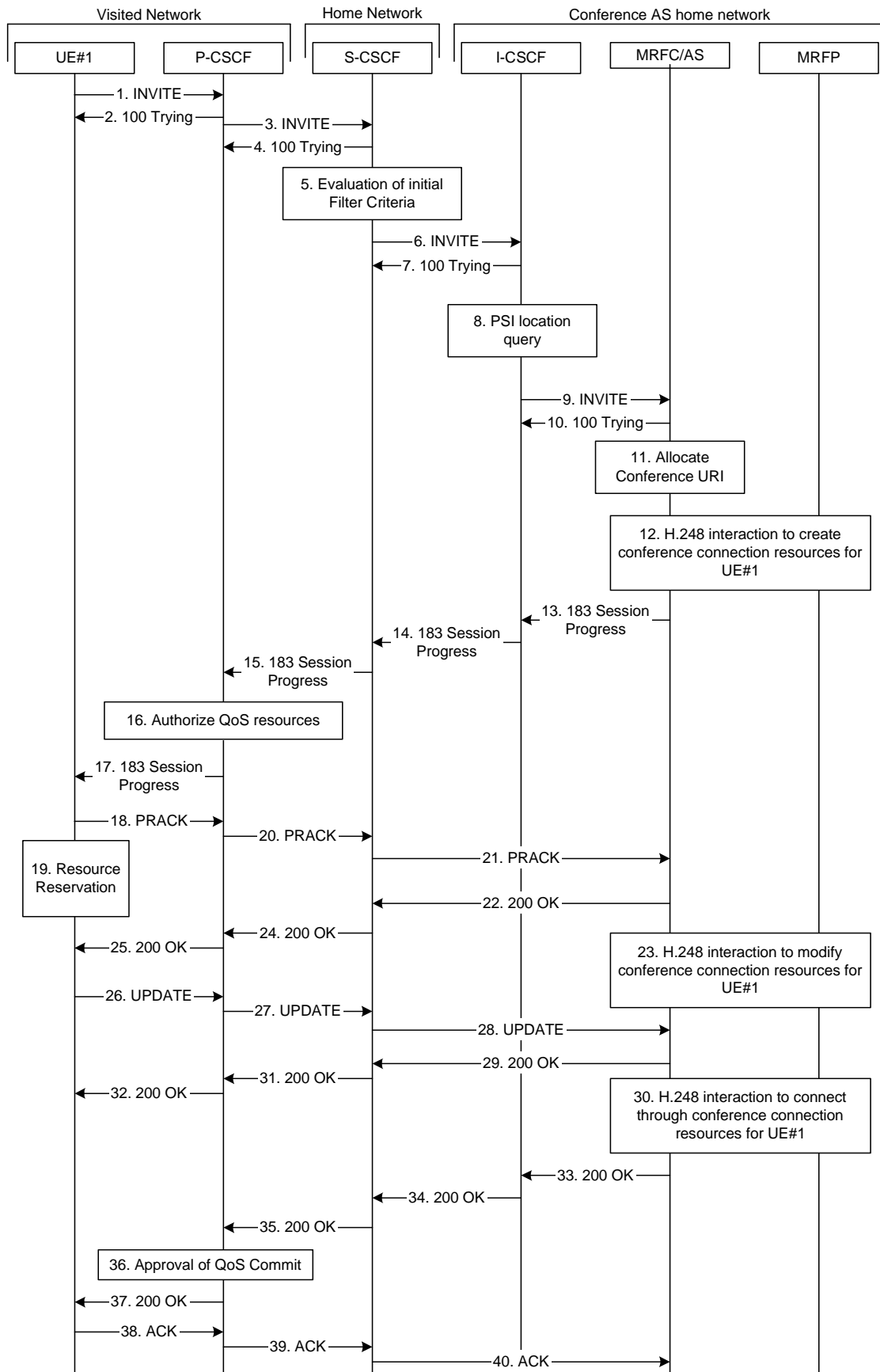


Figure 22: User automatically creating a conference - MRFC/AS is not located in user's home network

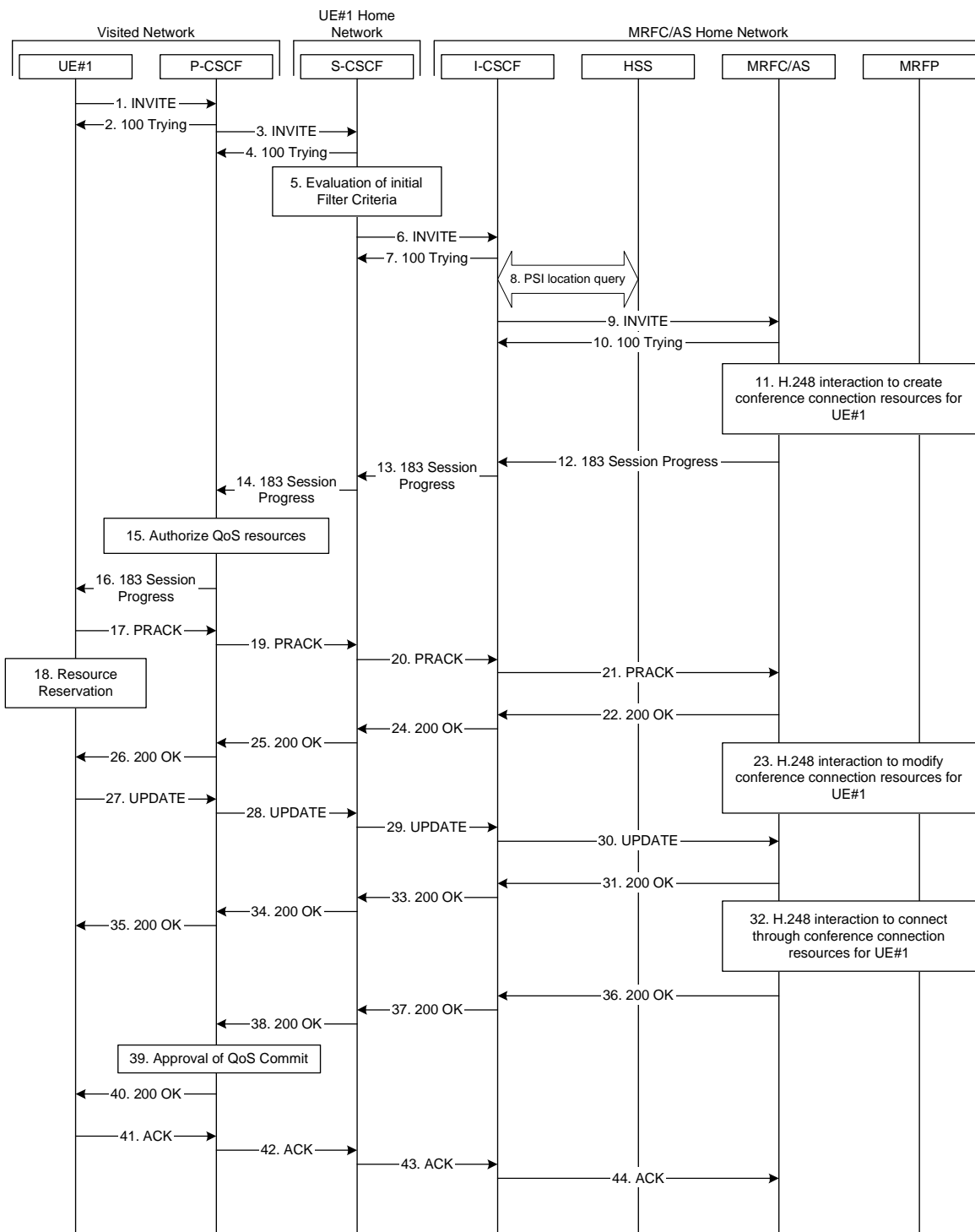


Figure 23: User calling into a conference - network MRFC/AS is not located in user's home network - conference URI resolved by the terminating home network

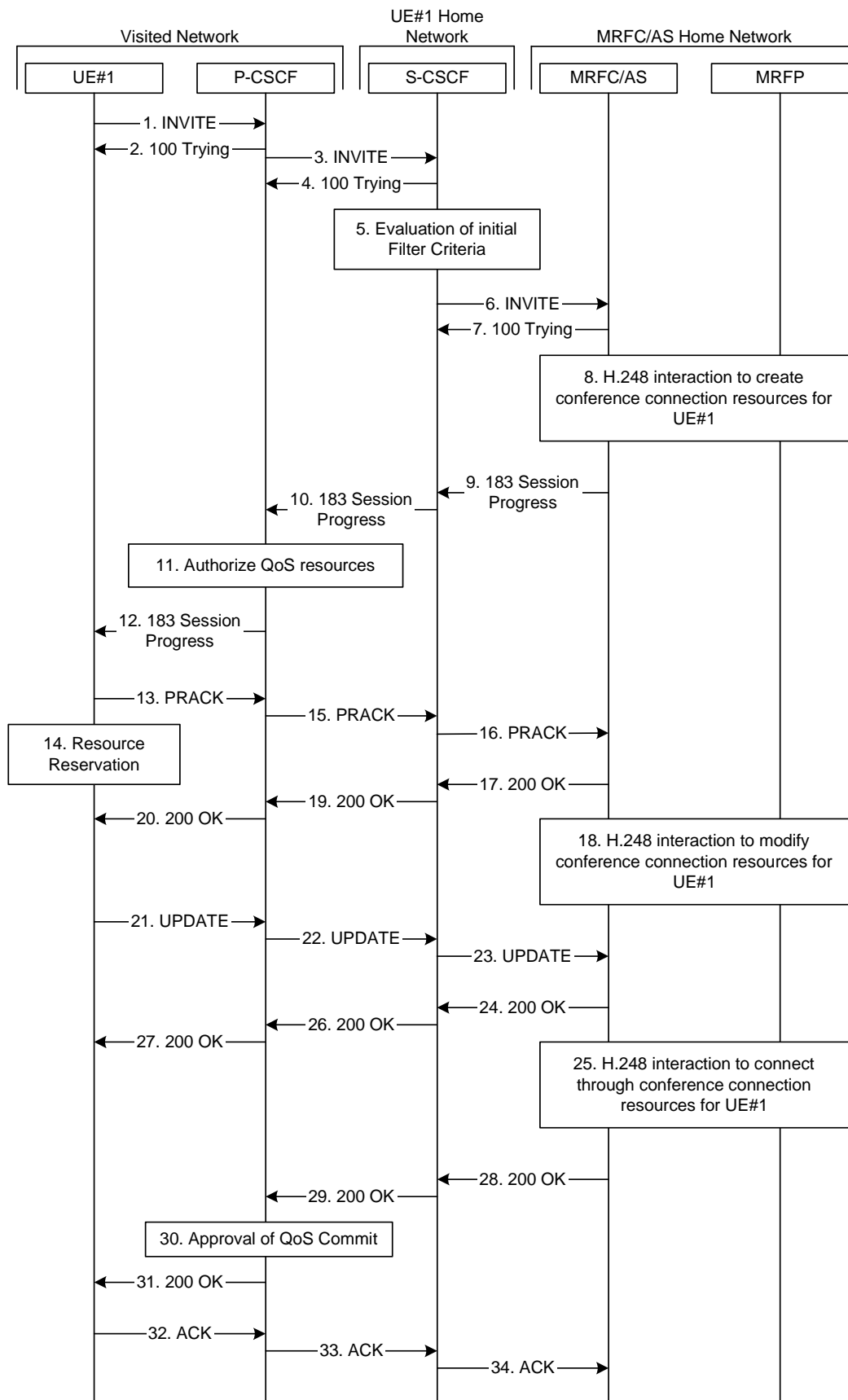


Figure 24: User calling into a conference - MRFC/AS is not located in user's home network - conference URI can be resolved by the originating home network

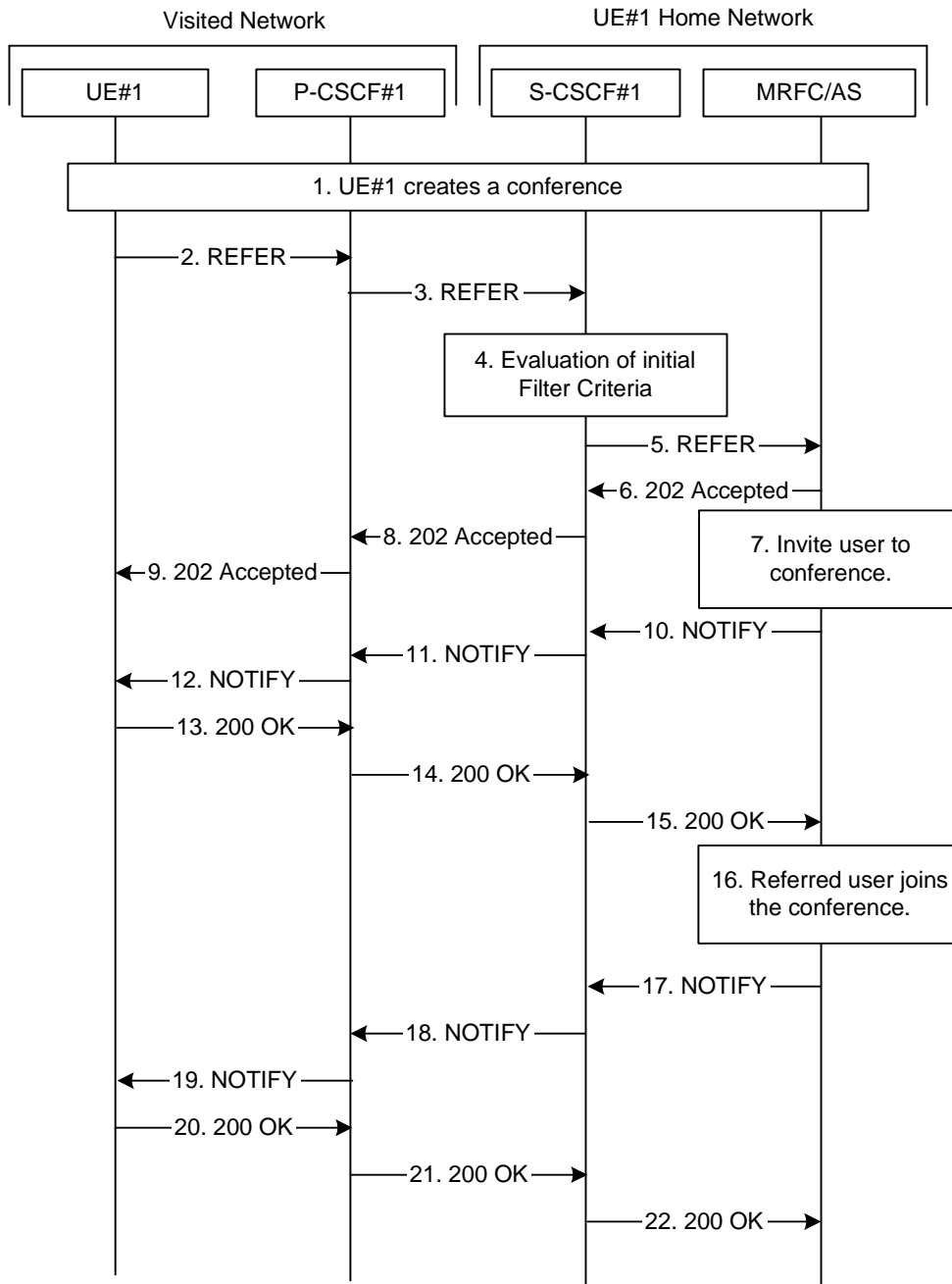


Figure 25: User inviting another user to a conference by sending a REFER request to MRFC/AS

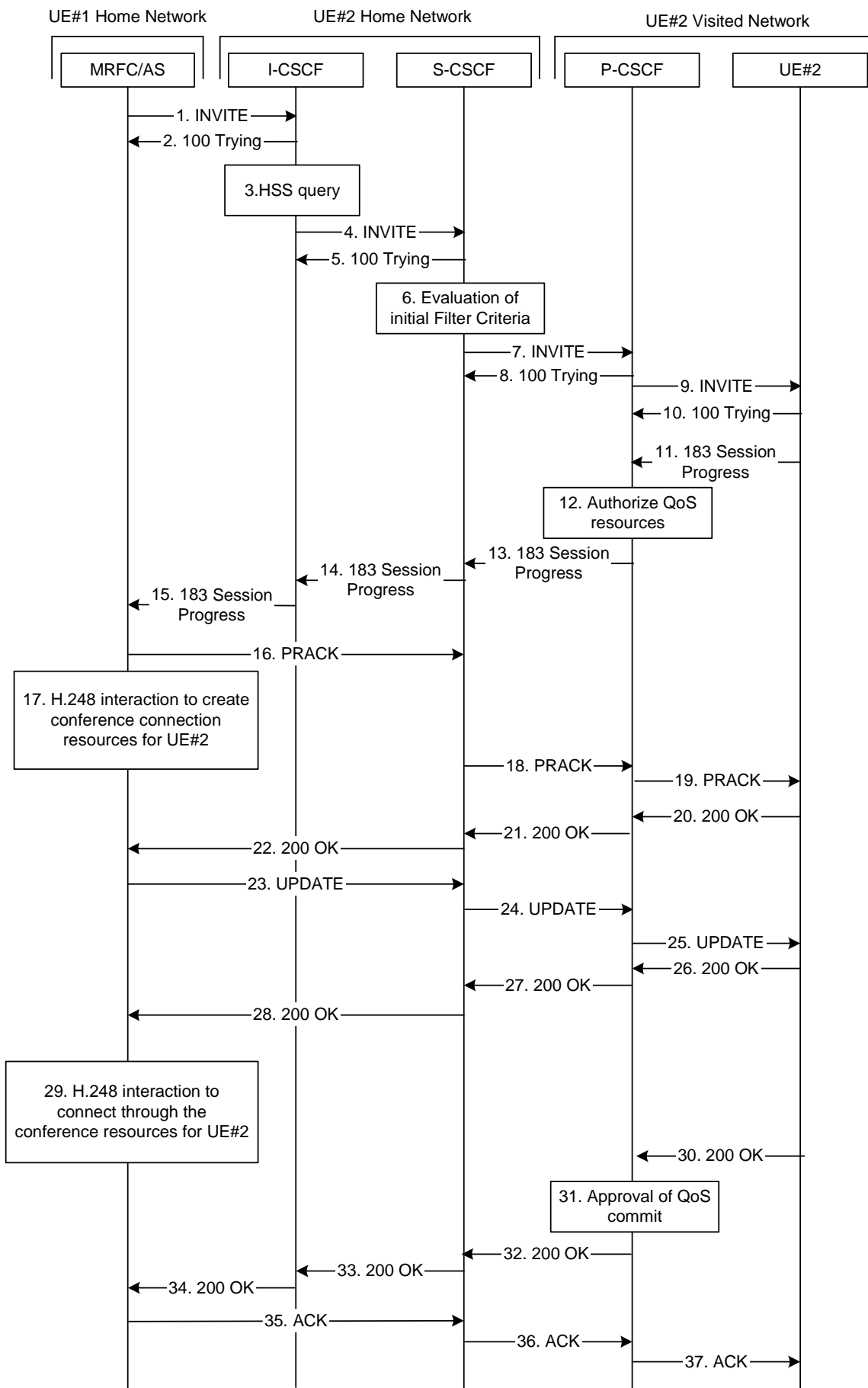


Figure 26: MRFC/AS inviting a user to a conference - MRFC/AS routes directly to I-CSCF

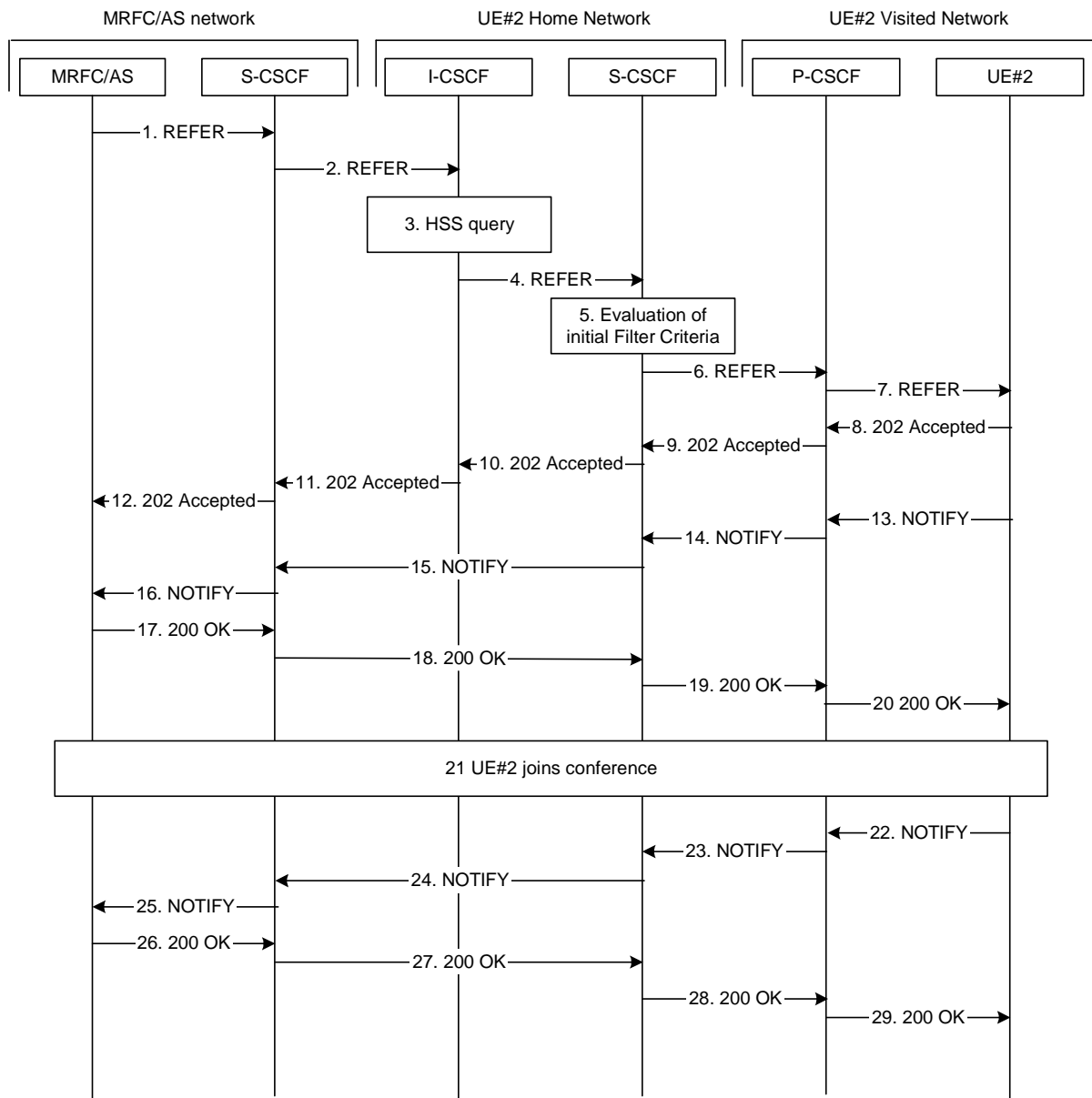


Figure 27: MRFC/AS inviting another user to a conference by sending a REFER request to UE#2

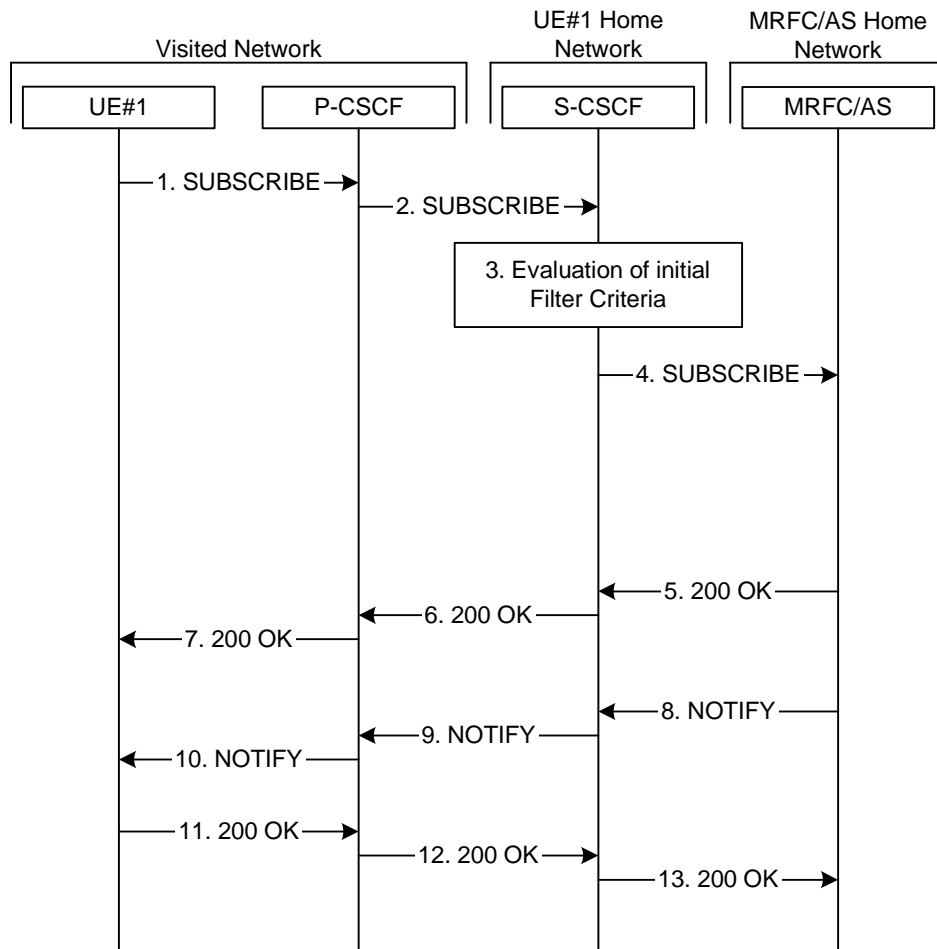


Figure 28: User subscribing to conference event package - MRFC/AS is not located in user's home network

4.10.3.2 Attempted creations of conference

- This measurement provides the number of attempted creations of conference.
- CC.
- On receipt by the Conference AS of a SIP_INVITE message to create the conference (see 3GPP TS 24.147 [24]).
- A single integer value.
- CONF.AttCreation.
- ASFunction.
- Valid for packet switched traffic.
- IMS.

4.10.3.3 Successful creations of conference

- This measurement provides the number of successful creations of conference.
- CC.
- On transmission by the Conference AS of a SIP_200_OK message indicating the conference is successfully created (see 3GPP TS 24.147 [24]).

- d) A single integer value.
- e) CONF.SuccCreation.
- f) ASFunction.
- g) Valid for packet switched traffic.
- h) IMS.

4.10.3.4 Attempted joining of conference

- a) This measurement provides the number of attempted joining of conference.
- b) CC.
- c) On receipt by the Conference AS of a SIP_INVITE message indicating the requests by the user to join the conference (see 3GPP TS 24.147 [24]).
- d) A single integer value.
- e) CONF.AttJoining.
- f) ASFunction.
- g) Valid for packet switched traffic.
- h) IMS.

4.10.3.5 Successful joining of conference

- a) This measurement provides the number of successful joining of conference.
- b) CC.
- c) On transmission by the Conference AS of a SIP_200_OK message indicating the user has successfully joined the conference (see 3GPP TS 24.147 [24]).
- d) A single integer value.
- e) CONF.SuccJoining.
- f) ASFunction.
- g) Valid for packet switched traffic.
- h) IMS.

4.10.3.6 Attempted invitations for another user to join conference

- a) This measurement provides the number of attempted invitations for another user to join conference.
- b) CC.
- c) On transmission by the Conference AS of a SIP_INVITE message to invite a user to join a conference (see 3GPP TS 24.147 [24]).
- d) A single integer value.
- e) CONF.AttInvitation.
- f) ASFunction.
- g) Valid for packet switched traffic.
- h) IMS.

4.10.3.7 Successful invitations for another user to join conference

- a) This measurement provides the number of successful invitations for another user to join conference.
- b) CC.
- c) On receipt by the Conference AS of a response message (e.g. SIP_183 or SIP_200_OK) indicating the invited user has successfully joined the conference (see 3GPP TS 24.147 [24]), each successful invitation is added to the relevant measurement according to the message type, the possible response message types are identified in 3GPP TS 24.229 [8]. The sum of all supported per message type measurements shall equal the total number of successful invitations. In case only a subset of per message type measurements is supported, a sum subcounter will be provided first.
- d) Each measurement is an integer value. The number of measurements is equal to the number of message types plus a possible sum value identified by the *.sum* suffix.
- e) CONF.SuccInviJoinConf.*type*
where *type* identifies the message type.

The following subcounters with specific message types are the samples of this measurement:

CONF.SuccInvitation.183 Message type: SIP_183

CONF.SuccInvitation.200 Message type: SIP_200_OK only if the SIP_183 has not been received for this session.

- f) ASFunction.
- g) Valid for packet switched traffic.
- h) IMS.

4.10.3.8 Attempted subscriptions for the conference event

- a) This measurement provides the number of attempted subscriptions for the conference event.
- b) CC.
- c) On receipt by the Conference AS of SIP_SUBSCRIBE message initiated by the conference participant (see 3GPP TS 24.147 [24]).
- d) A single integer value.
- e) CONF.AttSubscription
- f) ASFunction.
- g) Valid for packet switched traffic.
- h) IMS.

4.10.3.9 Successful subscriptions for the conference event

- a) This measurement provides the number of successful subscriptions for the conference event.
- b) CC.
- c) On transmission by the AS of a SIP_200_OK message indicating the successful subscription for the conference event, corresponding the SIP_SUBSCRIBE request message initiated by the conference participant (see 3GPP TS 24.147 [24]).
- d) A single integer value.
- e) CONF.SuccSubscription.
- f) ASFunction.
- g) Valid for packet switched traffic.

h) IMS.

4.10.3.10 Number of simultaneous online users (Maximum)

- a) This measurement provides the maximum number of simultaneous online conference users.
- b) SI.
- c) This measurement is obtained by sampling at a pre-defined interval the number of simultaneous online users on the conference and then taking the maximum.
- d) A single integer value.
- e) CONF.OnlineUserMax.
- f) ASFunction.
- g) Valid for packet switched traffic.
- h) IMS.

4.10.3.11 Number of simultaneous online conferences (Maximum)

- a) This measurement provides the maximum number of simultaneous online conferences.
- b) SI.
- c) This measurement is obtained by sampling at a pre-defined interval the number of simultaneous online conferences and then taking the maximum.
- d) A single integer value.
- e) CONF.OnlineConfMax.
- f) ASFunction.
- g) Valid for packet switched traffic.
- h) IMS.

4.10.3.12 Number of simultaneous online users (Mean)

- a) This measurement provides the mean number of simultaneous online users.
- b) SI.
- c) This measurement is obtained by sampling at a pre-defined interval the number of simultaneous online users on the conference and then taking the arithmetic mean.
- d) A single integer value.
- e) CONF.OnlineUserMean.
- f) ASFunction.
- g) Valid for packet switched traffic.
- h) IMS.

4.10.3.13 Number of simultaneous online conferences (Mean)

- a) This measurement provides the mean number of simultaneous online conferences.
- b) SI.

- c) This measurement is obtained by sampling at a pre-defined interval the number of simultaneous online conferences and then taking the arithmetic mean.
- d) A single integer value.
- e) CONF.OnlineConfMean.
- f) ASFunction.
- g) Valid for packet switched traffic.
- h) IMS.

4.10.4 Presence service related measurements

4.10.4.1 Number of simultaneous online watchers (Maximum)

- a) This measurement provides the maximum number of simultaneous online watchers at the presence enabler/AS.
- b) SI.
- c) This measurement is obtained by sampling at a pre-defined interval the number of simultaneous online watchers which have been registered and then taking the maximum.
- d) A single integer value.
- e) PRES.OnlineWatcherMax.
- f) ASFunction.
- g) Valid for packet switched traffic.
- h) IMS.

4.10.4.2 Number of simultaneous online presentities (Maximum)

- a) This measurement provides the maximum number of simultaneous online presentities in the presence enabler/AS.
- b) SI.
- c) This measurement is obtained by sampling at a pre-defined interval the number of simultaneous online presentities which have been registered and then taking the maximum.
- d) A single integer value.
- e) PRES.OnlinePresentityMax.
- f) ASFunction.
- g) Valid for packet switched traffic.
- h) IMS.

4.10.4.3 Number of simultaneous online watchers (Mean)

- a) This measurement provides the number of mean number of simultaneous online watchers in the presence enabler/AS.
- b) SI.
- c) This measurement is obtained by sampling at a pre-defined interval the number of simultaneous online watchers which have been registered and then taking the arithmetic mean.
- d) A single integer value.
- e) PRES.MeanOnlineWatcher.
- f) ASFunction.
- g) Valid for packet switched traffic.
- h) IMS.

4.10.4.4 Number of simultaneous online presentities (Mean)

- a) This measurement provides the number of mean number of simultaneous online presentities in the presence enabler/AS.

- b) SI.
- c) This measurement is obtained by sampling at a pre-defined interval the number of simultaneous online presentities which have been registered and then taking the arithmetic mean.
- d) A single integer value.
- e) PRES.MeanOnlinePresentity.
- f) ASFunction.
- g) Valid for packet switched traffic.
- h) IMS.

4.10.4.5 Attempted subscriptions for presence

- a) This measurement provides the number of attempted subscriptions received by the presence enabler/AS.
- b) CC.
- c) On receipt by the AS (presence enabler) of a SIP_SUBSCRIBE message (see 3GPP TS 23.141[25]).
- d) A single integer value.
- e) PRES.AttSubscribe.
- f) ASFunction.
- g) Valid for packet switched traffic.
- h) IMS.

4.10.4.6 Successful subscriptions for presence

- a) This measurement provides the number of successful subscriptions at the presence enabler/AS.
- b) CC.
- c) On transmission by the AS (presence enabler) of a response message (e.g. SIP_200_OK or SIP_202_Accepted) for the subscription request from the IM CN (See 3GPP TS 23.141 [25]), each successful subscription is added to the relevant measurement according to the message type, the possible response message types are identified in 3GPP TS 24.229 [8]. The sum of all supported per message type measurements shall equal the total number of successful subscriptions. In case only a subset of per message type measurements is supported, a sum subcounter will be provided first.
- d) Each measurement is an integer value. The number of measurements is equal to the number of message types plus a possible sum value identified by the *.sum* suffix.
- e) PRES.SuccSubscribe. *type*
where *type* identifies the message type.

The following subcounters with specific message types are the samples of this measurement:

SC.SuccSession.200 Message type: SIP_200_OK

SC.SuccSession.202 Message type: SIP_202 only if the SIP_200_OK has not been sent for this session.

- f) ASFunction.
- g) Valid for packet switched traffic.
- h) IMS.

4.10.4.7 Attempted notifications for presence

- a) This measurement provides the number of attempted notifications sent by the presence enabler/AS.

- b) CC.
- c) On transmission by the AS (presence enabler) of a SIP_NOTIFY message to the IM CN (see 3GPP TS 23.141 [25]).
- d) A single integer value.
- e) PRES.AttNotify.
- f) ASFunction.
- g) Valid for packet switched traffic.
- h) IMS.

4.10.4.8 Successful notifications for presence

- a) This measurement provides the number of successful notifications send by the presence enabler/AS.
- b) CC.
- c) On receipt by the AS (presence enabler) of a SIP_200_OK message indicating the successful notification corresponding to the SIP_NOTIFY message sent by the AS (see 3GPP TS 23.141 [25]).
- d) A single integer value.
- e) PRES.SuccNotify.
- f) ASFunction.
- g) Valid for packet switched traffic.
- h) IMS.

4.10.4.9 Attempted publications for presence

- a) This measurement provides the number of attempted publications received by the presence enabler/AS.
- b) CC.
- c) On receipt by the AS (presence enabler) of a SIP_PUBLISH message (see 3GPP TS 23.141 [25]).
- d) A single integer value.
- e) PRES.AttPublish.
- f) ASFunction.
- g) Valid for packet switched traffic.
- h) IMS.

4.10.4.10 Successful publications for presence

- a) This measurement provides the number of successful publications at the presence enabler/AS.
- b) CC.
- c) On transmission by the AS (presence enabler) of a SIP_200_OK message indicating the successful publication, corresponding to received SIP_PUBLISH message (see 3GPP TS 23.141 [25]).
- d) A single integer value.
- e) PRES.SuccPub.
- f) ASFunction.

- g) Valid for packet switched traffic.
- h) IMS.

4.10.5 PoC service related measurements

4.10.5.1 Attempted creations of PoC session

- a) This measurement provides the number of attempted creations of PoC session.
- b) CC.
- c) On receipt by the PoC AS of SIP_INVITE message for creation of PoC session (see 3GPP TR 23.979 [26]).
- d) A single integer value.
- e) PoC.AttCreation.
- f) ASFunction.
- g) Valid for packet switched traffic.
- h) IMS.

4.10.5.2 Successful creations of PoC session

- a) This measurement provides the number of successful creation of PoC session.
- b) CC.
- c) On transmission by the PoC AS of a SIP_200_OK message indicating the PoC session is successfully created (see 3GPP TR 23.979 [26]).
- d) A single integer value.
- e) PoC.SuccCreation.
- f) ASFunction.
- g) Valid for packet switched traffic.
- h) IMS.

4.10.5.3 Attempted joining of PoC session

- a) This measurement provides the number of attempted joining PoC session requests which means that the user calls into the PoC session.
- b) CC.
- c) On receipt by the PoC AS of PoC session SIP_INVITE message indicating the requests by the user to join the PoC session (see 3GPP TR 23.979 [26]).
- d) A single integer value.
- e) PoC.AttJoining.
- f) ASFunction.
- g) Valid for packet switched traffic.
- h) IMS.

4.10.5.4 Successful joining of PoC session

- a) This measurement provides the number of successful joining of PoC session.
- b) CC.

- c) On transmission by the PoC AS of a SIP_200_OK message indicating the user has successfully joined the PoC session (see 3GPP TR 23.979 [26]).
- d) A single integer value.
- e) PoC.SuccJoining.
- f) ASFunction.
- g) Valid for packet switched traffic.
- h) IMS.

4.10.5.5 Attempted invitations for another user to join PoC session

- a) This measurement provides the number of attempted invitations for another user to join PoC session.
- b) CC.
- c) On transmission by the PoC AS of a SIP_INVITE message to invite a user to join a PoC session (see 3GPP TR 23.979 [26]).
- d) A single integer value.
- e) PoC.AttInvitation.
- f) ASFunction.
- g) Valid for packet switched traffic.
- h) IMS.

4.10.5.6 Successful invitations for another user to join PoC session

- a) This measurement provides the number of successful invitations for another user to join PoC session.
- b) CC.
- c) On receipt by the PoC AS of a SIP_200_OK message indicating the invited user has successfully joined the PoC session (see 3GPP TR 23.979 [26]).
- d) A single integer value.
- e) PoC.SuccInvitation.
- f) ASFunction.
- g) Valid for packet switched traffic.
- h) IMS.

4.10.5.7 Number of simultaneous online users (Maximum)

- a) This measurement provides the maximum number of simultaneous online PoC users.
- b) SI.
- c) This measurement is obtained by sampling at a pre-defined interval the number of simultaneous online users that have been joined and then taking the maximum.
- d) A single integer value.
- e) PoC.OnlineUserMax.
- f) ASFunction.

- g) Valid for packet switched traffic.
- h) IMS.

4.10.5.8 Number of simultaneous online PoC session (Maximum)

- a) This measurement provides the maximum number of simultaneous online PoC sessions.
- b) SI.
- c) This measurement is obtained by sampling at a pre-defined interval the number of simultaneous online PoC sessions and then taking the maximum.
- d) A single integer value.
- e) PoC.OnlineSessionMax.
- f) ASFunction.
- g) Valid for packet switched traffic.
- h) IMS.

4.10.6 Measurements related to XDM Enabler

4.10.6.1 XCAP operation related measurements

4.10.6.1.1 Overview

The performance measurements defined in this subclause are related to the XCAP operation request from the XDMC for document manipulation (e.g. retrieving/adding/deleting elements/attributes, etc.) stored in XDMS. See "XML Document Management (XDM) Specification", OMA-TS-XDM_Core-V1_0 [27].

The procedures are shown in figure 29.

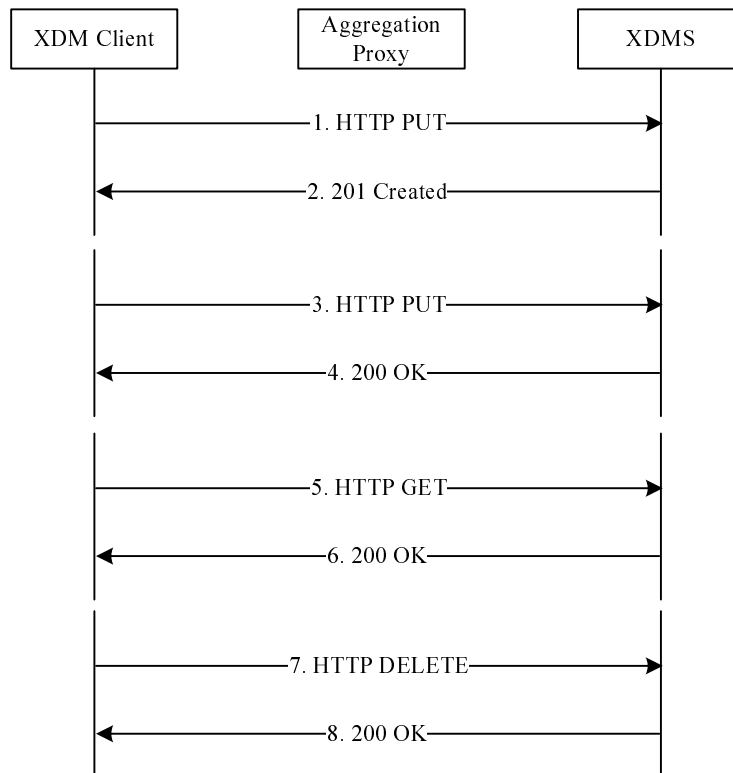


Figure 29: XCAP operation request procedures

4.10.6.1.2 Attempted HTTP PUT procedures

- a) This measurement provides the number of attempted HTTP PUT procedures.
- b) CC.
- c) On receipt by the XDMS of a HTTP_PUT request from the aggregation proxy (see OMA-TS-XDM_Core-V1_0 [27]).
- d) A single integer value.
- e) XDM.AttHttpPut.
- f) ASFunction.
- g) Valid for packet switched traffic.
- h) IMS.

4.10.6.1.3 Successful HTTP PUT procedures

- a) This measurement provides the number of successful HTTP PUT procedures.
- b) CC.
- c) On transmission by the XDMS of a response message (e.g. HTTP_200_OK) indicating a successful HTTP PUT procedure, each successful HTTP PUT procedure is added to the relevant measurement according to the message type, the possible response message types are identified in 3GPP TS 24.229 [8]. The sum of all supported per message type measurements shall equal the total number of successful HTTP PUT procedures. In case only a subset of per message type measurements is supported, a sum subcounter will be provided first.
- d) Each measurement is an integer value. The number of measurements is equal to the number of message types plus a possible sum value identified by the *.sum* suffix.
- e) XDM.SuccHttpPut.*type*
where *type* identifies the message type.

The following subcounters with specific message types are the samples of this measurement:

XDM.SuccHttpPut.200 Message type: SIP_200_OK.

- f) ASFunction.
- g) Valid for packet switched traffic.
- h) IMS.

4.10.6.1.4 Attempted HTTP GET procedures

- a) This measurement provides the number of attempted HTTP GET procedures.
- b) CC.
- c) On receipt by the XDMS of a HTTP_GET request from the aggregation proxy (See OMA-TS-XDM_Core-V1_0 [27]).
- d) A single integer value.
- e) XDM.AttHttpGet.
- f) ASFunction.
- g) Valid for packet switched traffic.
- h) IMS.

4.10.6.1.5 Successful HTTP GET procedures

- a) This measurement provides the number of successful HTTP GET procedures.
- b) CC.
- c) On transmission by the XDMS of a response message (e.g. HTTP_200_OK) indicating a successful HTTP GET procedure, each successful HTTP GET procedure is added to the relevant measurement according to the message type, the possible response message types are identified in 3GPP TS 24.229 [8]. The sum of all supported per message type measurements shall equal the total number of successful HTTP GET procedures. In case only a subset of per message type measurements is supported, a sum subcounter will be provided first.
- d) Each measurement is an integer value. The number of measurements is equal to the number of message types plus a possible sum value identified by the *.sum* suffix.
- e) XDM.SuccHttpGet.*type*
where *type* identifies the message type.

The following subcounters with specific message types are the samples of this measurement:

XDM.SuccHttpGet.200 Message type: SIP_200_OK.

- f) ASFunction.
- g) Valid for packet switched traffic.
- h) IMS.

4.10.6.1.6 Attempted HTTP DELETE procedures

- a) This measurement provides the number of attempted HTTP DELETE procedures.
- b) CC.
- c) On receipt by the XDMS of a HTTP_DELETE request from the aggregation proxy (see OMA-TS-XDM_Core-V1_0 [27]).
- d) A single integer value.
- e) XDM.AttHttpDel.
- f) ASFunction.
- g) Valid for packet switched traffic.
- h) IMS.

4.10.6.1.7 Successful HTTP DELETE procedures

- a) This measurement provides the number of successful HTTP DELETE procedures.
- b) CC.
- c) On transmission by the XDMS of a response message (e.g. HTTP_200_OK) indicating a successful HTTP DELETE procedure, each successful HTTP DELETE procedure is added to the relevant measurement according to the message type, the possible response message types are identified in 3GPP TS 24.229 [8]. The sum of all supported per message type measurements shall equal the total number of successful HTTP DELETE procedures. In case only a subset of per message type measurements is supported, a sum subcounter will be provided first.
- d) Each measurement is an integer value. The number of measurements is equal to the number of message types plus a possible sum value identified by the *.sum* suffix.
- e) XDM.SuccHttpDel.*type*
where *type* identifies the message type.

The following subcounters with specific message types are the samples of this measurement:
XDM.SuccHttpDel.200 Message type: SIP_200_OK.

- f) ASFunction.
- g) Valid for packet switched traffic.
- h) IMS.

4.10.6.2 SIP related measurements

4.10.6.2.1 Overview

The performance measurements defined in this subclause are related to SIP procedures for subscribing and notifying the changes in the XML documents stored in the XDMS. See "XML Document Management (XDM) Specification", OMA-TS-XDM_Core-V1_0 [27].

The procedures are shown in figure 30.

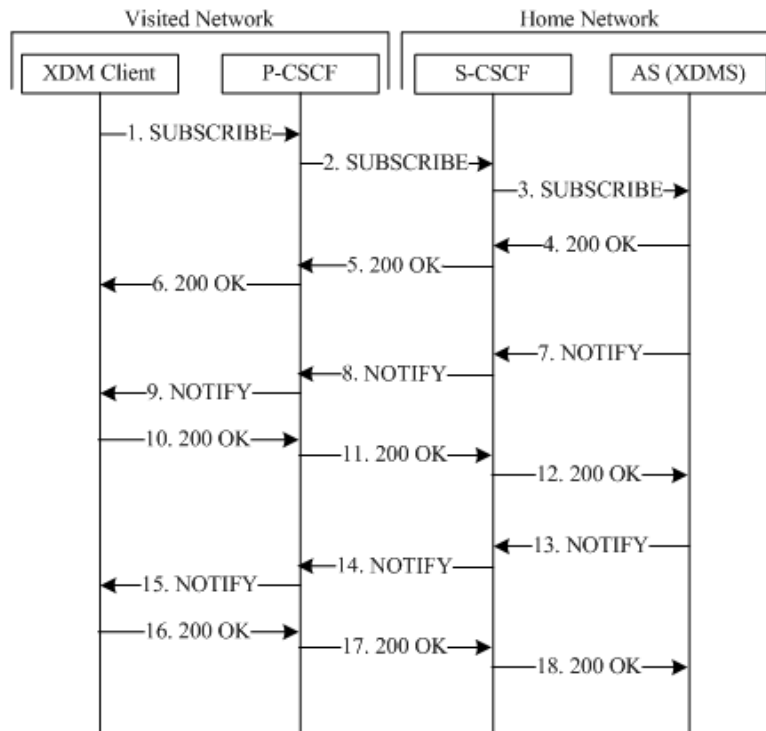


Figure 30: XDM Client subscribes to changes in XDMS Procedures

4.10.6.2.2 Attempted Subscription procedures

- This measurement provides the number of attempted subscription procedures.
- CC.
- On receipt by the XDMS of a SIP_SUBSCRIBE message (See OMA-TS-XDM_Core-V1_0 [27]).
- A single integer value.
- XDM.AttSubscribe.
- ASFunction.
- Valid for packet switched traffic.
- IMS.

4.10.6.2.3 Successful Subscription procedures

- This measurement provides the number of successful subscription procedures.
- CC.
- On transmission by the XDMS of a response SIP_200_OK message indicating a successful subscription procedure (see OMA-TS-XDM_Core-V1_0 [27]).
- A single integer value.
- XDM.SuccSubscribe.
- ASFunction.
- Valid for packet switched traffic.
- IMS.

4.10.6.2.4 Attempted Notification procedures

- a) This measurement provides the number of attempted notification procedures.
- b) CC.
- c) On sending by the XDMS of a SIP_NOTIFY message (see OMA-TS-XDM_Core-V1_0 [27]).
- d) A single integer value.
- e) XDM.AttNotify.
- f) ASFunction.
- g) Valid for packet switched traffic.
- h) IMS.

4.10.6.2.5 Successful Notification procedures

- a) This measurement provides the number of successful notification procedures.
- b) CC.
- c) On receipt by the XDMS of a response SIP_200_OK message indicating the successful XDMS originated notification procedures.
- d) A single integer value.
- e) XDM.SuccNotify.
- f) ASFunction.
- g) Valid for packet switched traffic.
- h) IMS.

4.10.7 IMS supplementary services related measurements

4.10.7.1 Communication Diversion (CDIV) service establishments

4.10.7.1.1 Number of Communication Forwarding Unconditional (CFU) service procedure

- a) This measurement provides the number of used Communication Forwarding Unconditional (CFU) service procedure.
- b) CC.
- c) On transmission by AS of a SIP_INVITE message with URI-C after receiving the SIP_INVITE message with URI-B from CSCF, and URI-B's CFU logic executed (see 3GPP TS 24.604 [36]).
- d) A single integer value.
- e) SC.CFUUsed.
- f) ASFunction.
- g) Valid for packet switched traffic.
- h) IMS.

4.10.7.1.2 Number of Communication Forwarding on Busy user(CFB) service procedure

- a) This measurement provides the number of used Communication Forwarding on Busy user(CFB) service procedure.

- b) CC.
- c) On transmission by AS of a SIP_INVITE message with URI-C after receiving the SIP_486 (user busy) message. The SIP_486 message is originated by user B (see 3GPP TS 24.604 [36]).
- d) A single integer value.
- e) SC.CFBUsed.
- f) ASFunction.
- g) Valid for packet switched traffic.
- h) IMS.

4.10.7.1.3 Number of Communication Forwarding on no Reply (CFNR) service procedure

- a) This measurement provides the number of used Communication Forwarding on no Reply (CFNR) service procedure.
- b) CC.
- c) On transmission by AS of a SIP_INVITE message including URI-C after receiving the SIP_487 (Request Terminated) message . the SIP_487 is originated by user B (see 3GPP TS 24.604 [36]).
- d) A single integer value.
- e) SC.CFNRRUsed.
- f) ASFunction.
- g) Valid for packet switched traffic.
- h) IMS.

4.10.7.1.4 Number of Communication Forwarding on Subscriber Not Reachable (CFNRc) service procedure

- a) This measurement provides the number of used Communication Forwarding on Subscriber Not Reachable (CFNRc) service procedure.
- b) CC.
- c) On transmission by AS of a SIP_INVITE message with URI-C after receiving the SIP_INVITE message with URI-B from CSCF, and URI-B's CFNRc logic executed and URI-B's Timer expired (see 3GPP TS 24.604 [36]).
- d) A single integer value.
- e) SC.CFNRRcUsed.
- f) ASFunction.
- g) Valid for packet switched traffic.
- h) IMS.

4.10.7.1.5 Number of Communication Forwarding on Not Logged-in (CFNL) service procedure

- a) This measurement provides the number of used Communication Forwarding on Not Logged-in (CFNL) service procedure.
- b) CC.

- c) On transmission by AS of a SIP_INVITE message with URI-C after receiving the SIP_INVITE message with URI-B from CSCF, and URI-B's CFNL logic executed (see 3GPP TS 24.604 [36])
- d) A single integer value.
- e) SC.CFNLUsed
- f) ASFunction.
- g) Valid for packet switched traffic.
- h) IMS.

4.10.7.1.6 Number of Communication Deflection (CD) service procedure

- a) This measurement provides the number of used Communication Deflection (CD) service procedure.
- b) CC.
- c) On transmission by AS of a SIP_INVITE message with URI-C after receiving the SIP_302 (Moved Temporarily) message, the 302 message has a contact header including the URI-C of the forwarded to user (see 3GPP TS 24.604 [36]).
- d) A single integer value.
- e) SC.CDUUsed
- f) ASFunction.
- g) Valid for packet switched traffic.
- h) IMS

4.10.7.2 Void

4.10.7.3 Number of Call Waiting (CW) procedure

- a) This measurement provides the number of used Call Waiting (CW) service procedure.
- b) CC.
- c) On transmission by AS of a SIP_180 ring message which includes an Alert-Info with a "Service: "call-waiting" urn (see 3GPP TS 24.615 [38]) when the CW flows based on network.
- d) A single integer value.
- e) SC.CWUsed.
- f) ASFunction.
- g) Valid for packet switched traffic.
- h) IMS.

4.10.7.4 Number of Communication Hold (HOLD) procedure

- a) This measurement provides the number of used Communication Hold (HOLD) service procedure.
- b) CC.
- c) On receipt of a re-INVITE or UPDATE request with URI-B as called party and AS knows URI-A has registered HOLD service(see 3GPP TS 24.610 [41]).
- d) A single integer value.
- e) SC.HoldUsed.

- f) ASFunction.
- g) Valid for packet switched traffic.
- h) IMS.

4.10.7.8 Call Barring service establishments

4.10.7.8.1 Number of Outgoing Communication Barring (OCB) procedure

- a) This measurement provides the number of used Outgoing Communication Barring (OCB) service procedure.
- b) CC.
- c) On receipt of a SIP_INVITE message with URI-B as called party and AS knows URI-B activated corresponding OCB service by evaluation of the served users OCB rules according to the algorithm as specified in subclause 4.9.1.2 evaluates to (allow="false"), AS sends an indication to the calling user by sending a 603 (Decline) response (see 3GPP TS 24.611 [39]).
- d) A single integer value.
- e) SC.OCBUsed.
- f) ASFunction.
- g) Valid for packet switched traffic.
- h) IMS.

4.10.7.8.2 Number of Incoming Communication Barring (ICB) procedure

- a) This measurement provides the number of used Barring of Incoming Communication Barring (ICB) service procedure.
- b) CC.
- c) On receipt of a SIP_INVITE message with URI-B as called party and AS knows URI-B activated corresponding ICB service by evaluation of the served users ICB rules according to the algorithm as specified in subclause 4.9.1.2 evaluates to (allow="false"), AS sends an indication to the calling user by sending a 603 (Decline) response (see 3GPP TS 24.611 [39]).
- d) A single integer value.
- e) SC.ICBUsed.
- f) ASFunction.
- g) Valid for packet switched traffic.
- h) IMS.

4.10.7.8.3 Number of Anonymous Communication Rejection (ACR) procedure

- a) This measurement provides the number of used Anonymous Communication Rejection (ACR) service procedure.
- b) CC.
- c) On receipt of a SIP_INVITE message with URI-B as called party and AS knows URI-B activated corresponding ICB service by evaluation of the served users ICB rules where one of the matching rules contain the anonymous condition, AS sends an indication to the calling user by sending SIP_433 (Anonymity Disallowed) message (see 3GPP TS 24.611 [39]).
- d) A single integer value.
- e) SC.ACRUsed.

- f) ASFunction.
- g) Valid for packet switched traffic.
- h) IMS.

4.10.7.9 Originating Identification Presentation (OIP) and Originating Identification Restriction (OIR) service establishments

4.10.7.9.1 Number of Originating Identification Presentation (OIP) procedure

- a) This measurement provides the number of used Originating Identification Presentation (OIP) service procedure.
- b) CC.
- c) On receipt by AS(serving the terminating UE) of a SIP_INVITE message with identity information of originating UE, and OIP service of the terminating user is activated (see 3GPP TS 24.607 [37])
- d) A single integer value.
- e) SC.OIPUsed.
- f) ASFunction.
- g) Valid for packet switched traffic.
- h) IMS.

4.10.7.9.2 Number of Originating Identification Restriction (OIR) procedure

- a) This measurement provides the number of used Originating Identification Restriction (OIR) service procedure.
- b) CC.
- c) On receipt by AS(serving the originating UE) of a SIP_INVITE message, and OIR service of the originating user is activated (see 3GPP TS 24.607 [37])
- d) A single integer value.
- e) SC.OIRUsed.
- f) ASFunction.
- g) Valid for packet switched traffic.
- h) IMS.

4.10.7.10 Terminating Identification Presentation (TIP) and Terminating Identification Restriction (TIR) service establishments

4.10.7.10.1 Number of Terminating Identification Presentation (TIP) procedure

- a) This measurement provides the number of used Terminating Identification Presentation (TIP) service procedure.
- b) CC.
- c) On receipt by the TIP AS of a SIP_INVITE message and the TIP service for the originating UE is activated (see 3GPP TS 24.608 [42]).
- d) A single integer value.
- e) SC.TIPUsed.
- f) ASFunction.

- g) Valid for packet switched traffic.
- h) IMS.

4.10.7.10.2 Number of Terminating Identification Restriction (TIR) procedure

- a) This measurement provides the number of used Terminating Identification Restriction (TIR) service procedure.
- b) CC.
- c) On receipt by the TIR AS of a SIP_INVITE message and the TIR service for the terminating UE is activated (see 3GPP TS 24.608 [42]).
- d) A single integer value.
- e) SC.TIRUsed.
- f) ASFunction.
- g) Valid for packet switched traffic.
- h) IMS.

4.10.7.11 Number of Message Waiting Indication(MWI) event notification procedure

- a) This measurement provides the number of used message waiting indication(MWI) event notification service procedure.
- b) CC.
- c) When the MWI AS sends a NOTIFY message to the UE to indicate the change in the message account status (see 3GPP TS 24.606 [43]).
- d) A single integer value.
- e) SC.MWIUsed.
- f) ASFunction.
- g) Valid for packet switched traffic.
- h) IMS.

4.10.7.12 Number of Flexible Alerting (FA) procedure

- a) This measurement provides the number of used Flexible Alerting (FA) service procedure.
- b) CC.
- c) On receipt an incoming SIP_INVITE request destined to the pilot identity, the AS sends the SIP_INVITE request to all the member identities within the FA group (see 3GPP TS 24.239 [44]).
- d) A single integer value.
- e) SC.FAUsed.
- f) ASFunction.
- g) Valid for packet switched traffic.
- h) IMS.

4.10.7.13 Number of Customized Ringing Signal (CRS) procedure

- a) This measurement provides the number of used Customized Ringing Signal (CRS) service procedure.

- b) CC.
- c) On receipt of a SIP_INVITE message, the AS forwards the request to called party after adding an Alert-Info header field with the address of CRS media as the value into the INVITE request (see 3GPP TS 24.183 [45]).
- d) A single integer value.
- e) SC.CRSUsed.
- f) ASFunction.
- g) Valid for packet switched traffic.
- h) IMS.

4.10.7.14 Number of Customized Alerting Tones (CAT) procedure

- a) This measurement provides the number of used Customized Alerting Tones (CAT) service procedure.
- b) CC.
- c) On receipt of a SIP_INVITE message, the AS forwards the request to called party and then sends a reliable SIP 183 (Session Progress) provisional response to calling party after receiving 180 (Ringing) response from the called party(see 3GPP TS 24.182 [46]).
- d) A single integer value.
- e) SC.CATUsed.
- f) ASFunction.
- g) Valid for packet switched traffic.
- h) IMS.

4.10.7.15 Advice Of Charge (AOC) service establishments

4.10.7.15.1 Number of Charging information at communication set-up time (AOC-S)

4.10.7.15.1.1 Number of AOC-S when the served user is the originating user

- a) This measurement provides the number of used Charging information at communication set-up time (AOC-S) service procedure when the served user is the originating user.
- b) CC.
- c) On receipt of a SIP_INVITE message and the served user is subscribed to AOC-S service, the AS either (network operator option) operate as a SIP proxy as specified in subclause 5.7.4 of 3GPP TS 24.229 [8] and include the AOC information in the content body of a reliable 1xx provisional responses, or operate as a routing B2BUA as specified in subclause 5.7.5 of 3GPP TS 24.229 [8] and include the AOC information in the content body a 200 (OK) response forwarded by the AS (see 3GPP TS 24.647 [47]).
- d) A single integer value.
- e) SC.AOCSUsedOrig.
- f) ASFunction.
- g) Valid for packet switched traffic.
- h) IMS.

4.10.7.15.1.2 Number of AOC-S when the served user is the terminating user

- a) This measurement provides the number of used Charging information at communication set-up time (AOC-S) service procedure when the served user is the terminating user.
- b) CC.
- c) On receipt of a SIP_INVITE message and the served user is subscribed to the AOC-S service, the AS include the AOC information in the content body in the INVITE request before sending the INVITE request to the terminating UE (see 3GPP TS 24.647 [47]).
- d) A single integer value.
- e) SC.AOCSUsedTerm.
- f) ASFunction.
- g) Valid for packet switched traffic.
- h) IMS.

4.10.7.15.2 Number of Charging information during the communication (AOC-D)

- a) This measurement provides the number of used Charging information during the communication (AOC-D) service procedure.
- b) CC.
- c) On sending the charging information, the AS include the AOC information in the content body of a mid-dialog request or mid-dialog response forwarded by the AS to the served user or an INFO request to the served user generated by the AS (see 3GPP TS 24.647 [47]).
- d) A single integer value.
- e) SC.AOCDUsed.
- f) ASFunction.
- g) Valid for packet switched traffic.
- h) IMS.

4.10.7.15.3 Number of Charging information at the end of the communication (AOC-E)

- a) This measurement provides the number of used Charging information at the end of the communication (AOC-E) service procedure.
- b) CC.
- c) When the communication is terminated the AS include the recorded AOC information for the communication in the content body of either the BYE request or the final response to the BYE request sent to the served user (see 3GPP TS 24.647 [47]).
- d) A single integer value.
- e) SC.AOCEUsed.
- f) ASFunction.
- g) Valid for packet switched traffic.
- h) IMS.

4.10.7.16 Completion of Communications to Busy Subscriber (CCBS) and Completion of Communications by No Reply (CCNR)

4.10.7.16.1 Number of Completion of Communications to Busy Subscriber (CCBS) procedure

- i) This measurement provides the number of used Completion of Communications to Busy Subscriber (CCBS) service procedure.
- j) CC.
- k) On transmission to originating UE by originating AS of REFER request which Request-URI will include the "m" SIP URI parameter with the value "BS" (see 3GPP TS 24.642 [48]).
- l) A single integer value.
- m) SC.CCBSUsed.
- n) ASFunction.
- o) Valid for packet switched traffic.
- p) IMS.

4.10.7.16.2 Number of Completion of Communications by No Reply (CCNR) procedure

- a) This measurement provides the number of used Completion of Communications by No Reply (CCNR) service procedure.
- b) CC.
- c) On transmission to originating UE by originating AS of REFER request which Request-URI will include the "m" SIP URI parameter with the value "NR" (see 3GPP TS 24.642 [48]).
- d) A single integer value.
- e) SC.CCNRUsed.
- f) ASFunction.
- g) Valid for packet switched traffic.
- h) IMS.

4.10.7.17 Number of Closed User Group (CUG) procedure

- a) This measurement provides the number of used Closed User Group (CUG) service procedure.
- b) CC.
- c) On transmission by the originating AS of an INVITE request to the terminating network by including the `cugInterlockBinaryCode`, `networkIndicator` and `cugCommunicationIndicator` (see 3GPP TS 24.654 [49]).
- d) A single integer value.
- e) SC.CUGUsed.
- f) ASFunction.
- g) Valid for packet switched traffic.
- h) IMS.

4.10.7.18 Number of Malicious Communication Identification (MCID) procedure

- a) This measurement provides the number of Malicious Communication Identification (MCID) service procedure.

- b) CC.
- c) On receipt of a reINVITE request from terminating user, including a XML MIME with XML mcid body with MCID XML Request schema containing a McidRequestIndicator set to 1. (see 3GPP TS 24.616 [50]).
- d) A single integer value.
- e) SC.MCIDUsed.
- f) ASFunction.
- g) Valid for packet switched traffic.
- h) IMS.

4.10.7.19 Personal Network Management (PNM) service establishments

4.10.7.19.1 Number of PN-registration procedure

- a) This measurement provides the number of used PN-registration procedures.
- b) CC.
- c) On receipt by the PNM AS of a SIP_REGISTER message (see 3GPP TS 24.259 [51]).
- d) A single integer value.
- e) PNM.RegUsed.
- f) ASFunction.
- g) Valid for packet switched traffic.
- h) IMS.

4.10.7.19.2 Number of PN-configuration procedure

- a) This measurement provides the number of used PN-configuration procedures.
- b) CC.
- c) On receipt by the PNM AS of a HTTP PUT request or a HTTP DELETE request containing the configuration request from the PN UE (see 3GPP TS 24.259 [51]).
- d) A single integer value.
- e) PNM.ConfigUsed.
- f) ASFunction.
- g) Valid for packet switched traffic.
- h) IMS.

4.10.7.19.3 Number of PN-query procedure

- a) This measurement provides the number of used PN-query procedures.
- b) CC.
- c) On receipt by the PNM AS of a HTTP GET request from the PN UE (see 3GPP TS 24.259 [51]).
- d) A single integer value.
- e) PNM.QryUsed.

- f) ASFunction.
- g) Valid for packet switched traffic.
- h) IMS.

4.10.7.19.4 Number of PN UE redirection procedure

- a) This measurement provides the number of used PN UE redirection procedures.
- b) CC.
- c) On receipt an INVITE request with the Request-URI of the UE, the PNM AS executes the PN UE redirection logic based on the PN-user's PN configurations and decides to redirect the initial request to the default UE of the PN (see 3GPP TS 24.259 [51]).
- d) A single integer value.
- e) PNM.RedirectUsed.
- f) ASFunction.
- g) Valid for packet switched traffic.
- h) IMS.

4.10.7.19.5 Number of PN access control procedure

- a) This measurement provides the number of used PN access control procedures.
- b) CC.
- c) On receipt an INVITE request, the PNM AS responds a 100 Trying provisional response and invokes the Private network service logic (see 3GPP TS 24.259 [51]).
- d) A single integer value.
- e) PNM.AccCtlUsed.
- f) ASFunction.
- g) Valid for packet switched traffic.
- h) IMS.

4.10.7.20 Explicit Communication Transfer service establishments

4.10.7.20.1 Number of blind transfer procedure

- q) This measurement provides the number of used blind transfer service procedure.
- r) CC.
- s) A session exists between A-B and B initiates transfer A to C. On transmission by AS-B of an INVITE request to C (see 3GPP TS 24.629 [52]). Or A initiates transfer B to C. On transmission by AS-A of an INVITE request to C.
- t) A single integer value.
- u) SC.ECTBlindUsed.
- v) ASFunction.
- w) Valid for packet switched traffic.
- x) IMS.

4.10.7.20.2 Number of consultative transfer procedure

- a) This measurement provides the number of used consultative transfer service procedure.
- b) CC.
- c) A session exists between A-B (diag-1) and between B-C (diag-2), B initiates transfer A to C. On transmission by AS-B of an INVITE request to C with diag-2 information (see 3GPP TS 24.629 [52]). Or A initiates transfer B to C. On transmission by AS-A of an INVITE request to C with diag-2 information.
- d) A single integer value.
- e) SC.ECTAskUsed.
- f) ASFunction.
- g) Valid for packet switched traffic.
- h) IMS.

4.11 Measurements related to IBCF

Editor's note: IBCFFunction used in following text is a subject for further study of IMS NRM modelling for R8 requirements and will align with IMS NRM defined in 3GPP TS 32.732 [30].

4.11.1 Attempted session establishments from users of other network domains

- a) This measurement provides the number of attempted session establishments originated from the users (regardless of whether the user is roaming or not) who are belonging to other network domains at the IBCF in the terminating network. The measurement is split into subcounters per network domain.
- b) CC.
- c) On receipt by the IBCF of a SIP_INVITE message, and the calling party is belonging to other network domains (i.e. the domain name information of the calling party retrieved from the SIP_INVITE message is different from the domain of this IBCF). Each session whose calling party recognized by the IBCF as belonging to a given network domain is added to the relevant per network domain measurement. The sum of all supported per network domain measurements shall equal the total number of attempted session establishments from users of other network domains. In case only a subset of per network measurements is supported, a sum subcounter will be provided first (see 3GPP TS 23.228 [7]).
- d) Each measurement is an integer value. The number of measurements is equal to the number of network domain plus a possible sum value identified by the *.sum* suffix.
- e) The measurement name has the form *IDS.AttSessionFromOtherNtwkDmn.Domain* where *Domain* identifies the network domain, and it is in the format of the domain name information in the SIP messages.
- f) IBCFFunction.
- g) Valid for packet switched traffic.
- h) IMS.

4.11.2 403 (Forbidden) generated for sessions from users of other network domains

- a) This measurement provides the number of SIP_403 (Forbidden) response messages at the IBCF in the terminating network generated for the sessions from users of other network domains. The measurement is split into subcounters per network domain.
- b) CC.
- c) On transmission by the IBCF of SIP_403 message corresponding to the SIP_INVITE message of which the calling party is belonging to other network domains received by the IBCF. Each SIP_403 message generated by the IBCF for the session whose calling party is belonging to a given network domain is added to the relevant per network domain measurement. The sum of all supported per network domain measurements shall equal the total number of 403 (Forbidden) generated for sessions from users of other network domains. In case only a subset of per network measurements is supported, a sum subcounter will be provided first (see 3GPP TS 23.228 [7]).
- d) Each measurement is an integer value. The number of measurements is equal to the number of network domain plus a possible sum value identified by the *.sum* suffix.
- e) The measurement name has the form *IDS.403SessionFromOtherNtwkDmn.Domain* where *Domain* identifies the network domain, and it is in the format of the domain name information in the SIP messages.
- f) IBCFFunction.
- g) Valid for packet switched traffic.
- h) IMS.

4.11.3 Attempted session establishments to users of other network domains

- a) This measurement provides the number of attempted session establishments towards users (regardless of whether the user is roaming or not) who are belonging to other network domains at the IBCF in the originating network. The measurement is split into subcounters per network domain.
- b) CC.
- c) On transmission by the IBCF of a SIP_INVITE messages, and the called party is belonging to other network domains (i.e. the domain name information of the called party retrieved from the SIP_INVITE message is different from the domain of this IBCF). Each session whose called party recognized by the IBCF as belonging to a given network domain is added to the relevant per network domain measurement. The sum of all supported per network measurements shall equal the total number of attempted session establishments to users of other network domains. In case only a subset of per network measurements is supported, a sum subcounter will be provided first (see 3GPP TS 23.228 [7]).
- d) Each measurement is an integer value. The number of measurements is equal to the number of network domain plus a possible sum value identified by the *.sum* suffix.
- e) The measurement name has the form *IDS.AttSessionToOtherNtwkDmn.Domain* where *Domain* identifies the network domain, and it is in the format of the domain name information in the SIP messages.
- f) IBCFFunction.
- g) Valid for packet switched traffic.
- h) IMS.

4.11.4 403 (Forbidden) received for sessions to users of other network domains

- a) This measurement provides the number of SIP_403 (Forbidden) response messages received for sessions to users of other network domains at the IBCF in the originating network. The measurement is split into subcounters per network domain.
- b) CC.
- c) On receipt by the IBCF of SIP_403 message corresponding to the SIP_INVITE message of which the called party is belonging to other network domains transmitted by the IBCF. Each SIP_403 message received by the IBCF for the session whose called party is belonging to a given network domain is added to the relevant per network domain measurement. The sum of all supported per network domain measurements shall equal the total number of 403 (Forbidden) received for sessions to users of other network domains. In case only a subset of per network measurements is supported, a sum subcounter will be provided first (see 3GPP TS 23.228 [7]).
- d) Each measurement is an integer value. The number of measurements is equal to the number of network domain plus a possible sum value identified by the *.sum* suffix.
- e) The measurement name has the form *IDS.403SessionToOtherNtwkDmn.Domain* where *Domain* identifies the network domain, and it is in the format of the domain name information in the SIP messages.
- f) IBCFFunction
- g) Valid for packet switched traffic.
- h) IMS.

5 Equipment related measurements

The measurements defined in this subclause are related to the equipment (including physical resources and VR) aspect performance. The measurements defined in the following subclauses are common for all of the NEs/NFs in IMS and shall be applied to all of the NEs/NFs in IMS.

5.1 Processor usage

5.1.1 Mean processor usage

- a) This measurement provides the mean usage of processors during the granularity period. For the non-virtualized NE, each equipment may have more than one key processors, the measurement is split into subcounters per key processor. For the virtualized IMS NF, the measurement provides the mean composite virtual CPU usage of the underlying virtualized compute resources of a virtualized IMS NF.
- b) For non-virtualized NE: SI;
For virtualized IMS NF: OM.
- c) For non-virtualized NE: this measurement is obtained by sampling at a pre-defined interval the usage of the processor and then taking the arithmetic mean for each key processor;
For virtualized IMS NF: EM receives one or more *VcpuUsageMeanVnf.vComputeId* measurement(s) (see clause 6.2.1 of ETSI GS IFA 027 [54]) for the VNFC instance(s) from VNFM (see 3GPP TS 28.500 [53]) for one or more collection period(s) used between EM and VNFM, and maps the measured object from VNFC instance(s) that are identified by *objectType* and *objectInstanceId* received in the corresponding source *PerformanceReportEntry* (see clause 9.7.6.2 of ETSI GS NFV-IFA 008 [3]) to the IMS NF MOI(s). The EM generates the measurement with *.sum* suffix for each IMS NF MOI by taking the weighted average of the *performanceValues* of all of the *VcpuUsageMeanVnf.vComputeId* measurement(s) mapped from the VNFC instances to the measured IMS NF MOI. The algorithm of the weighted average is vendor specific.
- d) Each measurement is an integer value (Unit: %).
- e) The measurement name has the form *EQPT.MeanProcessorUsage.ProcessorID*
For non-virtualized NE: where *ProcessorID* identifies the key processor of this equipment, the format of *ProcessorID* is vendor specific;
For virtualized IMS NF: the *.sum* suffix is used as subcounter name instead of the value of *ProcessorID*.
- f) For non-virtualized NE: *ManagedElement*;
For virtualized IMS NF, the following measured objects are applicable:
 - PCSCFFunction
 - SCSCFFunction
 - HSSFunction
 - BGCFFunction
 - MGCFFunction
 - MRFCFunction
 - MRFPFunction
 - SLFFunction
 - ASFunction
 - IBCFFunction
- g) Valid for circuit switched and packet switched traffic.
- h) IMS.

5.1.2 Peak processor usage

- a) This measurement provides the peak usage of each key processor during the granularity period. This measurements is only applicable to non-virtualized NE. Each equipment may have more than one key processors, the measurement is split into subcounters per key processor.
- b) SI.

- c) This measurement is obtained by sampling at a pre-defined interval the usage of the processor and then taking the maximum for each key processor.
- d) Each measurement is an integer value (Unit: %).
- e) The measurement name has the form EQPT.PeakProcessorUsage.*ProcessorID* where *ProcessorID* identifies the key processor of this equipment, the format of *ProcessorID* is vendor specific.
- f) ManagedElement.
- g) Valid for circuit switched and packet switched traffic.
- h) IMS.

5.2 Memory usage

5.2.1 Mean memory usage

- a) This measurement provides the mean memory usage during the granularity period. For the non-virtualized NE, the measurement is split into subcounters per key memory. For the virtualized IMS NF, the measurement provides the mean composite virtual memory usage of the underlying virtualized compute resources of a virtualized IMS NF.
- b) For non-virtualized NE: SI;
For virtualized IMS NF: OM
- c) For non-virtualized NE: This measurement is obtained by sampling at a predefined interval the usage of the memory and then taking the arithmetic mean;
For virtualized IMS NF: EM receives one or more VcpuUsageMeanVnf.vComputeId measurement(s) (see clause 6.2.1 of ETSI GS IFA 027 [54]) for the VNFC instance(s) from VNFM (see 3GPP TS 28.500 [53]) for one or more collection period(s) used between EM and VNFM, and maps the measured object from VNFC instance(s) that are identified by objectType and objectInstanceId received in the corresponding source PerformanceReportEntry (see clause 9.7.6.2 of ETSI GS NFV-IFA 008 [3]) to the IMS NF MOI(s). The EM generates the measurement with .sum suffix for each IMS NF MOI by taking the weighted average of the performanceValues of all of the VcpuUsageMeanVnf.vComputeId measurement(s) mapped from the VNFC instances to the measured IMS NF MOI. The algorithm of the weighted average is vendor specific.
- d) Each measurement is a real value (Unit: %).
- e) The measurement name has the form EQPT.MemMeanUsage.*MemID*
For non-virtualized NE: where the definition of the *MemID* and the number of subcounter are vendor specific ;
For virtualized IMS NF: the.sum suffix is used as subcounter name instead of the value of *MemID*.
- f) For non-virtualized NE: ManagedElement ;
For virtualized IMS NF, the following measured objects are applicable:
 - PCSCFunction
 - SCSCFunction
 - HSSFunction
 - BGCFFunction
 - MGCFunction
 - MRFCFunction
 - MRFPFunction
 - SLFFunction
 - ASFunction
 - IBCFunction
- g) Valid for packet switched traffic.
- h) IMS.

5.3 Disk usage

5.3.1 Mean disk usage

- a) This measurement provides the mean disk usage during the granularity period. For the non-virtualized NE, the measurement is split into subcounters per key disk. For the virtualized IMS NF, the measurement provides the mean composite virtual disk usage of the underlying virtualized compute resources of a virtualized IMS NF.
- b) For non-virtualized NE: SI;
For virtualized IMS NF: OM
- c) For non-virtualized NE: This measurement is obtained by sampling at a predefined interval the usage of the disk and then taking the arithmetic mean;
For virtualized IMS NF: EM receives one or more *VdiskUsageMeanVnf.vComputeId* measurement(s) (see clause 6.2.1 of ETSI GS IFA 027 [54]) for the VNFC instance(s) from VNFM (see 3GPP TS 28.500 [53]) for one or more collection period(s) used between EM and VNFM, and maps the measured object from VNFC instance(s) that are identified by *objectType* and *objectId* received in the corresponding source *PerformanceReportEntry* (see clause 9.7.6.2 of ETSI GS NFV-IFA 008 [3]) to the IMS NF MOI(s). The EM generates the measurement with *.sum* suffix for each IMS NF MOI by taking the weighted average of the *performanceValues* of all of the *VdiskUsageMeanVnf.vComputeId* measurement(s) mapped from the VNFC instances to the measured IMS NF MOI. The algorithm of the weighted average is vendor specific.
- d) Each measurement is a real value (Unit: %).
- e) The measurement name has the form *EQPT.DiskMeanUsage.DiskId*
For non-virtualized NE: where the definition of the *DiskId* and the number of subcounter are vendor specific;
For virtualized IMS NF: the *.sum* suffix is used as subcounter name instead of the value of *DiskID*.
- f) For non-virtualized NE: *ManagedElement*;
For virtualized IMS NF, the following measured objects are applicable:
 - *PCSCFFunction*
 - *SCSCFFunction*
 - *HSSFunction*
 - *BGCFFunction*
 - *MGCFFunction*
 - *MRFCFunction*
 - *MRFPFunction*
 - *SLFFunction*
 - *ASFunction*
 - *IBCFFunction*
- g) Valid for packet switched traffic.
- h) IMS.

Annex A (normative): Use cases for performance measurements definition

The present Annex provides the concrete use cases for the IMS performance measurements defined in the present specification.

A.1 Use case of Immediate Messaging procedure related measurements at CSCF

IMS users shall be able to exchange immediate messages with each other by using the Immediate Messaging procedure. CSCF may delivery successfully the immediate messages, also may refuse the immediate messages or respond to the sender with fail indications. If the Immediate Messaging procedure at CSCF is fail, the users' subjective feel to the network will be bad. So it is necessary to define Immediate Messaging procedure related measurements for operator to evaluate the rate of success and failure at CSCF in IMS network.

A.2 Use case of IP-CAN Session Establishment related measurements

IP-CAN session is a main procedure in policy and charging control architecture (see 3GPP TS 29.213 [33]). If IP-CAN session establishment is failed, it means that PCEF cannot get PCC rules from PCRF and PCEF shall reject the attempt for UE-initiated resource request. So it is necessary to define IP-CAN session establishment related measurements to monitor or evaluate session performance of PCC procedures.

A.3 Use case of emergency session related measurements

Emergency session function is an important function at E-CSCF. The emergency session related measurements can help operator to evaluate the emergency session processing capacity and performance of IMS network entity, analyze the establishment failure reasons of emergency session and solve the problems. Especially the mean successful emergency session establishment time could reflect the quality of emergency session establishment directly and help operator to do network optimization. The emergency session establishment procedure may not comply with the emergency configuration policy, and these measurements can be used to check the effectiveness of the policy.

A.4 Use case of CDIV service related measurements

The Communications Diversion (CDIV) service is an important supplementary service. It can divert user to another destination in the communication. The CDIV services mainly include Communication Forwarding Unconditional (CFU), Communication Forwarding on Busy user (CFB), Communication Forwarding on no Reply (CFNR), Communication Forwarding on Subscriber Not Reachable (CFNRc), Communication Forwarding on Not Logged-in (CFNL) and Communication Deflection (CD). The Communications Diversion (CDIV) service related measurements at AS can provide information on the usage of CDIV service in the network such as how much the CDIV services is used. The measurements are subject to network operator bussiness community which could help operator to make necessary actions accordingly, e.g. enhance or intorduce more similar services or stop certain services depending on their usage amount to ensure the target financial result of their company.

A.5 Use case of OIP and OIR service related measurements

The Originating Identification Presentation (OIP) is an important supplementary service. It provides the terminating user with the possibility of receiving the identity information to identify the originating user. The OIR service enables the originating user to prevent presentation of its identity information to the terminating user. The OIP/OIR service related measurements at AS can provide information on the usage of OIP/OIR service in the network such as how much the OIP/OIR service is used. The measurements are analyzed by the operator business community to help the operator take necessary actions according to the following, e.g. enhance or introduce more similar services or stop certain services depending on their usage to meet the operator's requirements.

A.6 Use case of successful session establishments of inter-network domains

When inter-network domain calling occurred, not only the number of attempted session establishment but also successful session establishment is essential. If the successful session has not been established, it means that the attempt for inter-network calling has been rejected. This measurement can be used to calculate the rate of successful session, it will reflect the connectivity status of both network of inter-network domain calling, and also can influence the feeling of users directly. So it is necessary to define successful session establishments to monitor or evaluate session performance of inter-network calling.

A.7 Use case of Gateway Control Session Establishment related measurements

Gateway Control session is a main procedure in policy and charging control architecture (see 3GPP TS 29.213 [33]). If Gateway Control session establishment is failed, it means that BBERF cannot get PCC rules from PCRF and BBERF shall reject the attempt for UE-initiated resource request, the whole procedure will terminate. So it is necessary to define Gateway Control session establishment related measurements to evaluate session performance of PCC procedures and help the trouble shooting.

A.8 Use case of Accumulated session time related measurements at CSCF

Accumulated session time which is an important aspect of network load could reflect the call traffic. It also reflects occupancy of session traffic in relation to system resource and may help operators to decide whether the network capacity expansion or network configuration adjustment is needed.

A.9 Use case of Equipment related measurements

Equipment related measurements help operators to monitor the equipment (physical resource or VR) related usage and make related operation and maintenance. CPU usage, memory usage and disk usage are of the important items in equipment related measurements. The mean memory usage related measurements are used to observe the usage of the memory and help to determine whether to expand memory.

In case the IMS NF is virtualized, the performance of an IMS NF may be impacted by the underlying VRs (i.e., virtual CPUs, virtual memories and virtual disks). To enable the operator to analyze the impact of the VRs to the performance of the IMS NF, the performance of the VRs needs to be monitored. The usage is the key measurement for the performance of the VR, it can tell whether the VR is overloaded and whether the VR is efficiently utilized. By correlating the VR related measurements with the performance measurement of the IMS NF, the operator can know whether the IMS NF performance is impacted by the VRs. When necessary, the operator may take appropriate action to

solve the performance issue of the IMS NF, for example, to scale in/out the VNF instance that realizes the IMS NF, or switch on/off the auto-scaling for the VNF instance.

A.10 Use case of session control related measurement per access technology

Measurements on the attempt times, the success times and the failure times of all sessions establishment per different access technologies may help operators be aware of the users' behavior (times and frequency) on accessing IMS domain via different access technologies. The access success ratio to IMS can be obtained by the division of the access successful times and attempted times. The successful rate of session establishment per access technology to the IMS network is significant to operators on operation and maintenance.

A.11 Use case of CW related measurements

Call Waiting (CW) service is an important supplementary service. The Communication Waiting (CW) service enables a UE to be informed that no resources are available for an incoming communication. The user then has the choice of accepting, rejecting or ignoring the incoming communication. The Call Waiting (CW) service related measurements at AS could provide information on the usage of CW service in the network such as how much the CW service is used. The measurement is subject to network operator business community which could help operator to make necessary actions accordingly, e.g. enhance or introduce more similar services or stop certain services depending on their usage amount to ensure the target financial result of their company.

A.12 Use case of Hold service related measurements

HOLD service is an important supplementary service. The Communication Hold(HOLD) supplementary service enables a user to suspend the reception of media stream(s) of an established IP multimedia session, and resume the media stream(s) at a later time. The Communication Hold (HOLD) service related measurements at AS could provide information on the usage of HOLD service in the network such as how much the HOLD service is used. The measurement is subject to network operator business community which could help operator to make necessary actions accordingly, e.g. enhance or introduce more similar services or stop certain services depending on their usage amount to ensure the target financial result of their company.

A.13 Use case of Call Barring related measurements

The Call Barring (CB) service is an important supplementary service including Outgoing Communication Barring (OCB) and Incoming Communication Barring (ICB). The OCB is a service that rejects outgoing communications that fulfil certain provisioned or configured conditions on behalf of the originating user. The ICB service makes it possible for a user to have barring of certain categories of incoming communications according to a provisioned or user configured barring program and is valid for all incoming communications. The Anonymous Communication Rejection (ACR) is a particular case of the ICB service that allows barring of incoming communications from an anonymous originator on behalf of the terminating user. The CB and ACR services related measurements at AS can provide information on the usage of CB and ACR services in the network such as how much the CB and ACR services is used. The measurements are subject to network operator business community which could help operator to make necessary actions accordingly, e.g. enhance or introduce more similar services or stop certain services depending on their usage amount to ensure the target financial result of their company.

A.14 Use case of HSS related measurements

HSS interacts with CSCF, AS, MME and SGSN via different interface with UAR/SAR/RTR/LIR/PPR/MAR/SNR/UDR/ULR/CLR/PUR/IDR/DSR/AIR/RSR/NOR procedures. The measurements regarding to the total request received by HSS and the total response sent to other NEs are significant to know about performance and load balance of HSS.

A.15 Use case of the number of release before ringing and the number of release while ringing at CSCF in session control related measurements

The number of release before ringing and the number of release while ringing reflect user behaviour factors different from the failure procedure. Sometimes unsuccessful session establishment is caused by user's own behaviour which has nothing to do with network performance. Therefore the user behaviour factors should be measured and excluded to evaluate the real network session establishment success rate. These two measurements are used to support the KPI: "Session Establishment Network Success Rate".

A.16 Use case of TIP and TIR service related measurements

The Terminating Identification Presentation (TIP) and Terminating Identification Restriction (TIR) are important supplementary services. The TIP service provides the originating party with the possibility of receiving trusted information in order to identify the terminating party. The TIR is a service offered to the terminating party which enables the terminating party to prevent presentation of the terminating identity information to originating party. The measurements are analyzed by the operator business community to help the operator take necessary actions according to the following, e.g. enhance or introduce more similar services or stop certain services depending on their usage to meet the operator's requirements.

A.17 Use case of MWI service related measurements

The Message Waiting Indication (MWI) service is an important supplementary service. It enables the network, upon the request of a controlling user to indicate to the receiving user, that there is at least one message waiting. The measurements are analyzed by the operator business community to help the operator take necessary actions according to the following, e.g. enhance or introduce more similar services or stop certain services depending on their usage to meet the operator's requirements.

A.18 Use case of FA service related measurements

The Flexible Alerting (FA) is an important supplementary service. It causes a call to a Pilot Identity to branch the call into several legs to alert several termination addresses (group members) simultaneously. Additional calls may be delivered to the FA Pilot Identity at any time. The first leg to be answered is connected to the calling party. The other call legs are abandoned. The measurements are analyzed by the operator business community to help the operator take necessary actions according to the following, e.g. enhance or introduce more similar services or stop certain services depending on their usage to meet the operator's requirements.

A.19 Use case of CRS service related measurements

The Customized Ringing Signal (CRS) is an important supplementary service. It is an operator specific service by which an operator enables the subscriber to customize the media which is played to the called party during alerting of the called party. The media can consist of music, voice, text, video or other customized ringing signals. The measurements are analyzed by the operator business community to help the operator take necessary actions according to the following, e.g. enhance or introduce more similar services or stop certain services depending on their usage to meet the operator's requirements.

A.20 Use case of CAT service related measurements

The Customized Alerting Tones (CAT) is an important supplementary service. It is an operator specific service by which an operator enables the subscriber to customize the media which is played to the calling party during alerting of the called party. The media can consist of favourable songs, multi-media clips or other customized alerting tones. CAT service should not negatively affect the conversation between calling and called parties. The measurements are analyzed by the operator business community to help the operator take necessary actions according to the following, e.g. enhance or introduce more similar services or stop certain services depending on their usage to meet the operator's requirements.

A.21 Use case of AOC service related measurements

The Advice Of Charge (AOC) service is an important supplementary service including Charging information at communication set-up time (AOC-S), Charging information during the communication (AOC-D) and Charging information at the end of the communication (AOC-E). The Advice Of Charge (AOC) service allows the served user to be informed of IP Multimedia session related charging information. The AOC-S service provides the user with information about the charging rates at communication establishment. The AOC-D service provides the user with charging information for a communication during the active phase of this communication. The network AOC-E service provides the served user with charging information indicating the recorded charges for a communication when this communication is released. The measurements are analyzed by the operator business community to help the operator take necessary actions according to the following, e.g. enhance or introduce more similar services or stop certain services depending on their usage to meet the operator's requirements.

A.22 Use case of CCBS and CCNR service related measurements

CCBS and CCNR are important supplementary services. The CCBS and CCNR services enables a user, encountering a destination that is busy or does not answer, to have the communication completed at a later point in time without the user having to manually initiate a new communication attempt. The measurements are analyzed by the operator business community to help the operator take necessary actions according to the following, e.g. enhance or introduce more similar services or stop certain services depending on their usage to meet the operator's requirements.

A.23 Use case of CUG service related measurements

The Closed User Group (CUG) is an important supplementary service. The service enables users to form groups of members, whose communication profile is restricted for incoming and outgoing communications. The measurements are analyzed by the operator business community to help the operator take necessary actions according to the following, e.g. enhance or introduce more similar services or stop certain services depending on their usage amount to meet the operator's requirements.

A.24 Use case of MCID service related measurements

The Malicious Communication Identification (MCID) is an important supplementary service. The service allows the service provider to trace the identity information of the source of an incoming communication on request of the destination user. The measurements are analyzed by the operator business community to help the operator take necessary actions according to the following, e.g. enhance or introduce more similar services or stop certain services depending on their usage to meet the operator's requirements.

A.25 Use case of PNM service related measurements

The Personal Network Management (PNM) applications consist of the Personal Network (PN) redirection service and the Personal Network access control, both applying only to the terminating service. The PN redirection is a PNM

application that enables redirecting a session addressed to any of the User Equipments (UEs) belonging to the PN to a certain UE or a certain Personal Network Element (PNE) other than a PN UE of their PN. The PN access control is a PNM application that enables users to exercise PN access control to restrict accesses to certain UEs or certain PNEs other than PN UEs of their PN. The measurements are analyzed by the operator business community to help the operator take necessary actions according to the following, e.g. enhance or introduce more similar services or stop certain services depending on their usage to meet the operator's requirements.

A.26 Use case of ECT service related measurements

The Explicit Communication Transfer (ECT) is an important supplementary service. The service provides a party involved in a communication to transfer that communication to a third party. The measurements are analyzed by the operator business community to help the operator take necessary actions according to the following, e.g. enhance or introduce more similar services or stop certain services depending on their usage amount to meet the operator's requirements.

Annex B (informative):
Void

Annex C (informative): Use case of successful session establishment mean time

The establishment mean time of successful session can reflect the response speed which is an important aspect of IMS response ability. It can be used to evaluate the users' subjective feeling, and if the time is too long, naturally the users will feel they are having a poor network.

Annex D (informative): Use case of Number of 200 OK (Successful) messages for the roamers

The number of successful initial registrations of roamers can be a valuable reference to decide whether the network expansion or network configuration adjustment is needed. This measurement can also be used to evaluate the user requirements more accurately, and then the operator can customize the appropriate value added services according to the user requirements of different IMS domains, for example, the preferential policies of roaming charging for the IMS domain with greater user requirements.

Annex E (informative): Change history

Change history							
Date	TSG #	TSG Doc.	CR	Rev	Subject/Comment	Old	New
Mar 2007	SP-35	SP-070067	--	--	Submitted to SA#35 for for Information	--	1.0.0
Mar 2007	--	--	--	--	Editorial clean-up	1.0.0	1.0.1
May 2007	SP-36	SP-070287	--	--	Submitted to SA#36 for Approval	2.0.0	7.0.0
Sep 2007	SP-37	SP-070613	0001	--	Update IMS Performance Measurements With Missing Granularity And Incorrect CC Performance Measurement Types	7.0.0	7.1.0
Sep 2007	SP-37	SP-070614	0002	--	Add performance measurements on SIP subscription and notification	7.1.0	8.0.0
Mar 2008	SP-39	SP-080058	0006	--	Correction to the registration measurements in CSCF	8.0.0	8.1.0
Mar 2008	SP-39	SP-080069	0003	--	Correction of BGCF related measurements - Align with 23.228	8.0.0	8.1.0
Mar 2008	SP-39	SP-080069	0004	--	Add registration related measurement per access technology	8.0.0	8.1.0
Dec 2008	SP-42	SP-080845	0008	--	Correction of de-registration related measurements	8.1.0	8.2.0
Dec 2008	SP-42	SP-080846	0009	--	Add IBCF related measurements	8.1.0	8.2.0
Sep 2009	SP-45	SP-090534	0010	--	Correction of measurement names for RTP related measurements	8.2.0	8.3.0
Sep 2009	SP-45	SP-090534	0013	--	Correction measurements related to PDF - align with 29.213	8.2.0	8.3.0
Sep 2009	SP-45	SP-090627	0011	--	Addition of Immediate Messaging related measurements	8.3.0	9.0.0
Sep 2009	SP-45	SP-090627	0012	--	Addition of PCRF IP-CAN Session Establishment related measurements	8.3.0	9.0.0
Dec 2009	SP-46	SP-090719	0014	--	Addition of AS Session control related measurements	9.0.0	9.1.0
Apr 2010	--	--	--	--	Addition of missing change history	9.1.0	9.1.1
Jun 2010	SP-48	SP-100264	0016	-	Add the measurement of number of 200 OK (Successful) messages for the roamers	9.1.1	10.0.0
Jun 2010	SP-48	SP-100264	0017	-	Add emergency session related measurements	9.1.1	10.0.0
Jun 2010	SP-48	SP-100264	0015	-	Add the measurement of successful session establishment mean time	9.1.1	10.0.0
Sep 2010	SP-49	SP-100489	0018	-	Addition of CDIV services related measurements	10.0.0	10.1.0
Sep 2010	SP-49	SP-100489	0019	-	Addition of OIP service related measurements	10.0.0	10.1.0
Sep 2010	SP-49	SP-100489	0020	-	Addition of successful session establishment of inter-network domain calling related measurement	10.0.0	10.1.0
Dec 2010	SP-50	SP-100833	0021	-	Adding Gateway Control session establishment related measurements	10.1.0	10.2.0
Dec 2010	SP-50	SP-100752	0025	-	Adding mean number of simultaneous online and answered sessions	10.1.0	10.2.0
Mar 2011	SP-51	SP-110101	0023	1	Add dropped session measurements	10.2.0	10.3.0
Mar 2011	SP-51	SP-110101	0024	1	Enhance session establishment measurements	10.2.0	10.3.0
Mar 2011	SP-51	SP-110094	0025	-	Correct measurements object classes - Align with 32.732 IMS NRM IRP Information Service	10.2.0	10.3.0
Mar 2011	SP-51	SP-110094	0026	-	Correct measurements object classes - Align with 32.732 IMS NRM IRP Information Service	10.2.0	10.3.0
May 2011	SA-52	SP-110296	0027	1	Add accumulated session time related measurements	10.3.0	11.0.0
May 2011	SA-52	SP-110296	0030	3	Add Equipment related measurements in IMS.	10.3.0	11.0.0
May 2011	SA-52	SP-110296	0031	3	Add Session control related measurement per access technology	10.3.0	11.0.0
Sep 2011	SA-53	SP-110536	0032	1	Correct CDIV related measurement	11.0.0	11.1.0
Sep 2011	SA-53	SP-110536	0034	1	Add CW related measurement	11.0.0	11.1.0
Sep 2011	SA-53	SP-110536	0035	1	Add HOLD related measurement	11.0.0	11.1.0
Sep 2011	SA-53	SP-110536	0036	1	Add CB and ACR related measurement	11.0.0	11.1.0
Sep 2011	SA-53	SP-110536	0038	1	Correct HSS related measurement	11.0.0	11.1.0
Sep 2011	SA-53	SP-110536	0039	1	Correct Emergency Session related measurements	11.0.0	11.1.0
Dec 2012	SA-54	SP-110714	0041	2	Add the number of release before ringing and release while ringing on CSCF	11.1.0	11.2.0
Dec 2012	SA-54	SP-110714	0042	3	Correct OIP and add OIR related measurement	11.1.0	11.2.0
Dec 2012	SA-54	SP-110714	0043	2	Add TIP and TIR service related measurements	11.1.0	11.2.0
Dec 2012	SA-54	SP-110714	0044	2	Add MWI service related measurements	11.1.0	11.2.0
Dec 2012	SA-54	SP-110714	0045	2	Add FA service related measurements	11.1.0	11.2.0
Dec 2012	SA-54	SP-110714	0046	2	Add CRS service related measurements	11.1.0	11.2.0
Dec 2012	SA-54	SP-110714	0047	2	Add CAT service related measurements	11.1.0	11.2.0
Dec 2012	SA-54	SP-110714	0048	2	Add AOC service related measurements	11.1.0	11.2.0
Dec 2012	SA-54	SP-110714	0049	1	Deletion of PCRF related measurements	11.1.0	11.2.0
Dec 2012	SA-54	SP-110714	0050	1	Add CCBS and CCNR service related measurement	11.1.0	11.2.0
Dec 2012	SA-54	SP-110714	0051	1	Add CUG service related measurements	11.1.0	11.2.0
Dec 2012	SA-54	SP-110714	0053	1	Add MCID service related measurements	11.1.0	11.2.0
Dec 2012	SA-54	SP-110714	0054	1	Add PNM service related measurements	11.1.0	11.2.0
March 2012	SA-55	SP-120052	0055	1	Add ECT service related measurements	11.2.0	11.3.0
March 2012	SA-55	SP-120052	0056	1	Editorial correction for quality improvement	11.2.0	11.3.0
March 2012	SA-55	SP-120045	0056a	1	Add missing measurement type in "Successful initial registration procedures" related measurement	11.2.0	11.3.0
Sep-2012	SA-57	SP-120627	0057	1	Reference list correction to align with the corrected TS 29.212 title	11.3.0	11.4.0
2014-10	-	-	-	-	Update to Rel-12 version (MCC)	11.4.0	12.0.0
2016-01	-	-	-	-	Update to Rel-13 version (MCC)	12.0.0	13.0.0
2017-04	SA#75		-	-	Promotion to Release 14 without technical change	13.0.0	14.0.0

Change history							
Date	Meeting	TDoc	CR	Rev	Cat	Subject/Comment	New version
2017-09	SA#77	SP-170652	0061	2	B	Add VR related measurements for IMS NFs	14.1.0
2018-06	-	-	-	-	-	Update to Rel-15 version (MCC)	15.0.0
2020-07	-	-	-	-	-	Update to Rel-16 version (MCC)	16.0.0
2022-04	-	-	-	-	-	Update to Rel-17 version (MCC)	17.0.0

History

Document history		
V17.0.0	April 2022	Publication