

ETSI TS 133 141 V7.0.0 (2005-12)

Technical Specification

**Universal Mobile Telecommunications System (UMTS);
Presence service;
Security
(3GPP TS 33.141 version 7.0.0 Release 7)**



Reference

RTS/TSGS-0333141v700

Keywords

UMTS

ETSI

650 Route des Lucioles
F-06921 Sophia Antipolis Cedex - FRANCE

Tel.: +33 4 92 94 42 00 Fax: +33 4 93 65 47 16

Siret N° 348 623 562 00017 - NAF 742 C
Association à but non lucratif enregistrée à la
Sous-Préfecture de Grasse (06) N° 7803/88

Important notice

Individual copies of the present document can be downloaded from:

<http://www.etsi.org>

The present document may be made available in more than one electronic version or in print. In any case of existing or perceived difference in contents between such versions, the reference version is the Portable Document Format (PDF). In case of dispute, the reference shall be the printing on ETSI printers of the PDF version kept on a specific network drive within ETSI Secretariat.

Users of the present document should be aware that the document may be subject to revision or change of status. Information on the current status of this and other ETSI documents is available at

<http://portal.etsi.org/tb/status/status.asp>

If you find errors in the present document, please send your comment to one of the following services:

http://portal.etsi.org/chaicor/ETSI_support.asp

Copyright Notification

No part may be reproduced except as authorized by written permission.
The copyright and the foregoing restriction extend to reproduction in all media.

© European Telecommunications Standards Institute 2005.
All rights reserved.

DECTTM, **PLUGTESTS**TM and **UMTS**TM are Trade Marks of ETSI registered for the benefit of its Members.
TIPHONTM and the **TIPHON logo** are Trade Marks currently being registered by ETSI for the benefit of its Members.
3GPPTM is a Trade Mark of ETSI registered for the benefit of its Members and of the 3GPP Organizational Partners.

Intellectual Property Rights

IPRs essential or potentially essential to the present document may have been declared to ETSI. The information pertaining to these essential IPRs, if any, is publicly available for **ETSI members and non-members**, and can be found in ETSI SR 000 314: *"Intellectual Property Rights (IPRs); Essential, or potentially Essential, IPRs notified to ETSI in respect of ETSI standards"*, which is available from the ETSI Secretariat. Latest updates are available on the ETSI Web server (<http://webapp.etsi.org/IPR/home.asp>).

Pursuant to the ETSI IPR Policy, no investigation, including IPR searches, has been carried out by ETSI. No guarantee can be given as to the existence of other IPRs not referenced in ETSI SR 000 314 (or the updates on the ETSI Web server) which are, or may be, or may become, essential to the present document.

Foreword

This Technical Specification (TS) has been produced by ETSI 3rd Generation Partnership Project (3GPP).

The present document may refer to technical specifications or reports using their 3GPP identities, UMTS identities or GSM identities. These should be interpreted as being references to the corresponding ETSI deliverables.

The cross reference between GSM, UMTS, 3GPP and ETSI identities can be found under <http://webapp.etsi.org/key/queryform.asp>.

Contents

Intellectual Property Rights	2
Foreword.....	2
Foreword.....	4
Introduction	4
1 Scope	5
2 References	5
3 Definitions and abbreviations.....	6
3.1 Definitions	6
3.2 Abbreviations	6
4 Security architecture.....	6
4.1 Overview of the security architecture.....	6
4.2 The Ut reference point.....	7
5 Security features	8
5.1 Secure Access to the Presence Server over the Ut reference point.....	8
5.1.1 Authentication of the subscriber and the presence server	8
5.1.2 Confidentiality protection	8
5.1.3 Integrity protection	8
5.1.4 Authentication Proxy	8
6 Security Mechanisms for the Ut reference point.....	9
6.1 Authentication and key agreement	9
6.1.1 Authentication of the subscriber	9
6.1.2 Authentication of the AP/Presence Server	9
6.1.3 Management of public user identities	9
6.1.4 Authentication failures.....	9
6.2 Confidentiality protection.....	9
6.3 Integrity protection	10
7 Security parameters agreement	10
7.1 Set-up of Security parameters	10
7.2 Error cases	10
Annex A: Void	11
Annex B (informative): Security aspects of early Ut interface security	12
Annex C (informative): Change history	13
History	14

Foreword

This Technical Specification has been produced by the 3rd Generation Partnership Project (3GPP).

The contents of the present document are subject to continuing work within the TSG and may change following formal TSG approval. Should the TSG modify the contents of the present document, it will be re-released by the TSG with an identifying change of release date and an increase in version number as follows:

Version x.y.z

where:

- x the first digit:
 - 1 presented to TSG for information;
 - 2 presented to TSG for approval;
 - 3 or greater indicates TSG approved document under change control.
- y the second digit is incremented for all changes of substance, i.e. technical enhancements, corrections, updates, etc.
- z the third digit is incremented when editorial only changes have been incorporated in the document.

Introduction

This technical specification gives an overview of the security architecture, and defines the security features and security mechanisms for the presence services.

Presence services enable the spreading of presence information of a user to users or services. A presence entity or presentity comprises the user, users devices, services and services components. It is the intention that this platform will enable new services like e.g. enhancement to chat, multimedia messaging, cinema ticket information, the score of a football game and so on.

A user has the possibility to control if her or his information shall be available to other users or services. This control is possible to achieve with high granularity e.g. explicitly define which user or users and services that shall have access to presence information.

A presentity is a uniquely identifiable entity with the capability to provide with presence information and it has only one principal associated with it. Hence a principal is distinct from all other principals and can be e.g. a human, organisation, program or even a collection thereof. One example of such a relation is when the presentity is a terminal and the principal of the terminal is the subscriber. However, the presence service is based on Public Identities, and consequently it is possible to have several terminals related to the same presentity. A watcher is also an uniquely identifiable entity but with the aim to fetch or request information about a presentity. There are access rules that set the rules for the presence service how presence information gets available to watchers.

Presence information consists of a number of elements or presence tuples as defined in TS 23.141 [3]

1 Scope

The present document is the Stage 2 specification for the security requirements, security architecture, security features and security mechanisms for the Presence Service, which includes the elements necessary to realise the requirements in TS 22.141 [2] and TS 23.141 [3]. As far as SIP-based procedures are concerned, this specification refers to TS 33.203 [4]. The main content of this specification is the security for the Ut reference point, which is HTTP-based, as applied in presence services.

The present document includes information applicable to network operators, service providers and manufacturers.

2 References

The following documents contain provisions which, through reference in this text, constitute provisions of the present document.

- References are either specific (identified by date of publication, edition number, version number, etc.) or non-specific.
- For a specific reference, subsequent revisions do not apply.
- For a non-specific reference, the latest version applies. In the case of a reference to a 3GPP document (including a GSM document), a non-specific reference implicitly refers to the latest version of that document *in the same Release as the present document*.

- [1] 3GPP TR 21.905: "Vocabulary for 3GPP Specifications".
- [2] 3GPP TS 22.141: "Presence service; Stage 1".
- [3] 3GPP TS 23.141: "Presence service; Architecture and functional description".
- [4] 3GPP TS 33.203: "3G Security; Access security for IP-based services".
- [5] 3GPP TS 23.228: "IP Multimedia Subsystem (IMS); Stage 2".
- [6] IETF RFC 2246 (1999): "The TLS Protocol Version 1".
- [7] 3GPP TS 23.002: "Network architecture".
- [8] IETF RFC 3268 (2002): "Advanced Encryption Standard (AES) Ciphersuites for Transport Layer Security (TLS)".
- [9] IETF RFC 3546 (2003): "Transport Layer Security (TLS) Extensions".
- [10] 3GPP TS 33.210: "3G Security; Network Domain Security; IP network layer security".
- [11] 3GPP TS 33.220: "Generic Authentication Architecture (GAA); Generic Bootstrapping Architecture".
- [12] OMA WAP-211-WAPCert, 22.5.2001:
<http://www.openmobilealliance.org/tech/affiliates/wap/wap-211-wapcert-20010522-a.pdf>.
- [13] Void.
- [14] IETF draft-ietf-tls-rfc2246-bis-05 (2003): "The TLS Protocol Version 1.1".
- [15] 3GPP TR 33.919: "Generic Authentication Architecture (GAA); System description".
- [16] 3GPP TS 24.109: "Bootstrapping interface (Ub) and Network application function interface (Ua); Protocol details".
- [17] IETF RFC 2818 (2000): "HTTP over TLS".

- [18] IETF RFC 3310 (2002); "Hypertext Transfer Protocol (HTTP) Digest Authentication Using Authentication and Key Agreement (AKA)".
- [19] 3GPP TS 33.222: " Generic Authentication Architecture (GAA); Access to network application functions using secure hypertext transfer protocol (HTTPS)".
- [20] 3GPP TR 33.978: "3rd Generation Partnership Project; Technical Specification Group Services and System Aspects; 3G Security; Security Aspects Of Early IMS".

3 Definitions and abbreviations

3.1 Definitions

For the purposes of the present document, the following terms and definitions apply.

Confidentiality: The property that information is not made available or disclosed to unauthorised individuals, entities or processes.

Data integrity: The property that data has not been altered in an unauthorised manner.

Data origin authentication: The corroboration that the source of data received is as claimed.

Entity authentication: The provision of assurance of the claimed identity of an entity.

3.2 Abbreviations

For the purposes of the present document, the following abbreviations apply, TR 21.905 [1] contains additional applicable abbreviations:

AKA	Authentication and key agreement
AP	Authentication Proxy
CSCF	Call Session Control Function
HSS	Home Subscriber Server
IM	IP Multimedia
IMPI	IM Private Identity
IMPU	IM Public Identity
IMS	IP Multimedia Core Network Subsystem
ISIM	IM Services Identity Module
MAC	Message Authentication Code
ME	Mobile Equipment
SA	Security Association
SEG	Security Gateway
SDP	Session Description Protocol
SIP	Session Initiation Protocol
UA	User Agent

4 Security architecture

4.1 Overview of the security architecture

An IMS operator using the CSCFs as Watcher Presence proxies and Presentity Presence proxies may offer the Presence services on top of the IMS network, see TS 22.141 [2]. The access security for IMS is specified in TS 33.203 [4] ensuring that SIP signalling is integrity protected and that IMS subscribers are authenticated through the use of IMS AKA. The security termination point from the UE towards the network is in the P-CSCF utilising IPsec ESP.

A watcher can be sending a SIP SUBSCRIBE over IMS towards the network to subscribe or to fetch presence information, i.e. the Presence Service supports SIP-based communications for publishing presence information. The presence information is provided by the Presence Server to the Watcher Application using SIP NOTIFY along the dialogue setup by SUBSCRIBE. This traffic is protected in a hop-by-hop fashion using a combination of SEGs as specified in TS 33.210 [10] with the access security provided in TS 33.203 [4].

The Presence Server is responsible for managing presence information on behalf of the presence entity and it resides in the presentity's home network. Furthermore the Presence Server provides with a subscription authorization policy that is used to determine which watchers are allowed to subscribe to certain presence information. Also the Presence Server shall before subscription is accepted try to verify the identity of the watcher before the watcher subscribes to presence information. Optionally, depending on the implementation, the Presence Server may authenticate an anonymous watcher depending on the Subscription Authorization Policy.

A Presence List Server is responsible of storing grouped lists of watched presentities and enable a Watcher Application to subscribe to the presence of multiple presentities using a single SIP SUBSCRIBE transaction. The Presence List Server also stores and enables management of filters in the presence list, see figure 1.

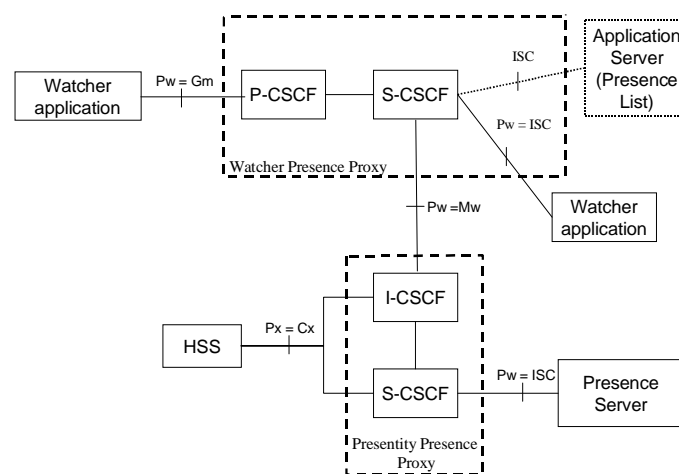


Figure 1: The Location of the Presence Server and the Presence List Server from an IMS point of view

4.2 The Ut reference point

A Presence User Agent shall be able to manage the data on the Presence Server and the Presence List Server over the Ut reference point, see TS 23.002 [7], which is based on HTTP. This reference point is not covered in TS 33.203 [4] and it is mainly this reference point for Presence use, which is covered in this specification.

NOTE: The term Presence Server refers to both the Presence Server and the Presence List Server as depicted in figure 1 above. For definitions of the Presence Server and the Presence List Server see TS 23.141 [3].

An overview of the security architecture for Presence Ut reference point is depicted in figure 2:

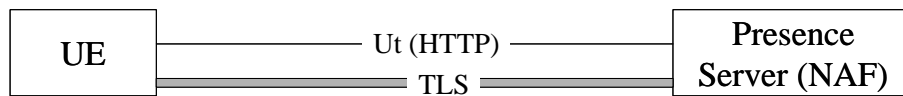
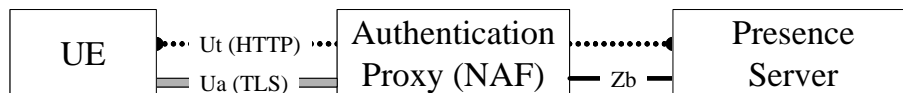
No ProxyUse of an Authentication Proxy

Figure 2: An overview of the Security architecture for the Ut reference point including the support of an Authentication Proxy

5 Security features

5.1 Secure Access to the Presence Server over the Ut reference point

5.1.1 Authentication of the subscriber and the presence server

A subscriber shall be authenticated before accessing user data in a server. The subscriber shall only be able to manipulate data that is associated with that particular subscriber. A subscriber shall authenticate the presence server.

Authentication between the subscriber and the presence server shall be performed as specified in clause 6.1.

5.1.2 Confidentiality protection

It shall be possible to apply confidentiality protection over the Ut reference point.

5.1.3 Integrity protection

The Ut reference point shall be integrity protected.

5.1.4 Authentication Proxy

The Authentication Proxy may reside between the UE and the Presence Server as depicted in figure 2. Its use is specified in TS 33.222 [19].

The following requirements apply for the use of an Authentication Proxy in addition to those in TS 33.222 [19]:

- Authentication Proxy may authenticate the UE using the means of Generic Bootstrapping Architecture, or it may use other means of authentication;
- if the AP uses the GBA for authentication the UE, then the procedures shall conform to TS 33.222 [19].

Confidentiality and integrity protection may be provided for the interface between the AP and the AS, using the Zb interface of NDS/IP as specified in TS 33.222 [19].

6 Security Mechanisms for the Ut reference point

The UE and the AP/Presence Server shall support the TLS version and profile as specified in clause 5.3 of TS 33.222 [19].

6.1 Authentication and key agreement

6.1.1 Authentication of the subscriber

The authentication of the UE may take place in either the Authentication Proxy, see TS 33.222 [19], or the Presence server.

Subscriber authentication can be also performed by the operator using proprietary or non-3G standardized methods. A UE may contact the Presence Server/AP for further instructions on authentication procedures, see initiation of bootstrapping in clause 4.5.1 of TS 33.220 [11].

In case 3GPP authentication mechanisms are used, the authentication of the subscriber shall be based on the Generic Authentication Architecture as defined in TR 33.919 [15]. Generic Authentication Architecture enables the use of different authentication methods to be used for the authentication of the subscriber by using:

- subscriber certificates; or
- shared secrets.

For both cases, the authentication of the subscriber shall conform to the use of the Generic Authentication Architecture, TR 33.919 [15], for access to network application functions using HTTPS, as specified in TS 33.222 [19].

6.1.2 Authentication of the AP/Presence Server

Authentication of the AP/Presence Server shall be performed according to clause 5.3.1.3 of TS 33.222 [19].

6.1.3 Management of public user identities

The presence server, acting as a NAF in the sense of TS 33.220 [11], may obtain identities related to the subscriber over the Zn reference point, as part of the GBA user security setting for presence, according to the policies of the BSF, see clause 4.5.3 of TS 33.220 [11]. These identities may include the IMPI and several IMPUs. The UE shall send its preferred public user identity in each HTTP request. The Presence server (or AP) shall then verify that the preferred identity inserted in the HTTP request by the UE is one of the IMPUs, associated with the HTTP request, according to clause 6.5.2.4 of TS 33.222 [19].

If the presence server sits behind an AP and the verification of the preferred identity, which was inserted by the UE in the HTTP request, was successful, then the AP shall verify the value of the preferred identity of the user in the HTTP request before forwarding it to the presence server. How the asserted user identity is carried in each HTTP request is specified in the relevant stage 3 specification.

If there is no preferred identity inserted in the HTTP request, the AP shall insert a default IMPU from the user profile in the HTTP request, before forwarding it to the Presence server. If the validation of the UE inserted preferred identity fails in the AP the HTTP request shall be dropped.

6.1.4 Authentication failures

The handling of authentication failures shall be according to clause 5.3.1.4 of TS 33.222 [19].

6.2 Confidentiality protection

If confidentiality protection is provided over the Ut interface, then it shall be provided using TLS and with effective encryption key size of at least 128 bits. The terminal shall in the negotiation phase include protection alternatives that

include at least one alternative with encryption algorithm support. The terminal and the server shall be able to resume a previous session and to perform an abbreviated handshake.

6.3 Integrity protection

Integrity protection over the Ut reference point shall be provided using TLS and with effective key size of at least 128 bits. The terminal and the server shall be able to resume a previous session and to perform an abbreviated handshake.

7 Security parameters agreement

7.1 Set-up of Security parameters

Security parameters shall be set-up according to clause 5.3.15 of TS 33.222 [19].

7.2 Error cases

Error cases shall be handled as specified in clause 5.3.1.6 of TS 33.222 [19]. In addition, the AP/Presence Server shall consider the following cases as a fatal error:

- if none of the received ciphersuites include encryption and the policy of the operator stipulates that encryption is required;
- if the policy of the operator stipulates that encryption is required and the common set of supported ciphersuites only include key material less than the number of bits required by the operator for confidentiality protection.

Annex A:
Void

Annex B (informative): Security aspects of early Ut interface security

An interim security solution for early Ut interface implementations, that are not fully compliant with the present document, is given in TR 33.978 [20].

Annex C (informative): Change history

Change history							
Date	TSG #	TSG Doc.	CR	Rev	Subject/Comment	Old	New
05-2004	SP-24	SP-040367	-	-	Revision marks removed and editorial updated for Presentation for Approval	1.2.1	2.0.0
06-2004	SP-24	-	-	-	Approved at TSG SA #24. Published version 6.0.0	2.0.0	6.0.0
09-2004	SP-25	SP-040617	001	-	ISIM used in GBA	6.0.0	6.1.0
09-2004	SP-25	SP-040617	002	-	Further modifications to TLS profile related text in 33.141	6.0.0	6.1.0
09-2004	SP-25	SP-040617	003	-	Editorial cleanup of TS 33.141	6.0.0	6.1.0
09-2004	SP-25	SP-040617	004	-	Clarification on Ut interface	6.0.0	6.1.0
2005-09	SP-29	SP-050561	0005	-	Addition of reference to early IMS security TR	6.1.0	6.2.0
2005-12	SP-30	SP-050654	-	-	Raised to Rel-7 to allow reference by TISPAN	6.2.0	7.0.0

History

Document history		
V7.0.0	December 2005	Publication