



**LTE;  
Evolved Universal Terrestrial  
Radio Access Network (E-UTRAN);  
S1 Application Protocol (S1AP)  
(3GPP TS 36.413 version 18.1.0 Release 18)**





---

**Reference**RTS/TSGR-0336413vi10

---

---

**Keywords**LTE

---

**ETSI**

650 Route des Lucioles  
F-06921 Sophia Antipolis Cedex - FRANCE

---

Tel.: +33 4 92 94 42 00 Fax: +33 4 93 65 47 16

Siret N° 348 623 562 00017 - APE 7112B  
Association à but non lucratif enregistrée à la  
Sous-Préfecture de Grasse (06) N° w061004871

---

**Important notice**

---

The present document can be downloaded from:

<https://www.etsi.org/standards-search>

The present document may be made available in electronic versions and/or in print. The content of any electronic and/or print versions of the present document shall not be modified without the prior written authorization of ETSI. In case of any existing or perceived difference in contents between such versions and/or in print, the prevailing version of an ETSI deliverable is the one made publicly available in PDF format at [www.etsi.org/deliver](http://www.etsi.org/deliver).

Users of the present document should be aware that the document may be subject to revision or change of status.

Information on the current status of this and other ETSI documents is available at

<https://portal.etsi.org/TB/ETSIDeliverableStatus.aspx>

If you find errors in the present document, please send your comment to one of the following services:

<https://portal.etsi.org/People/CommitteeSupportStaff.aspx>

If you find a security vulnerability in the present document, please report it through our  
Coordinated Vulnerability Disclosure Program:

<https://www.etsi.org/standards/coordinated-vulnerability-disclosure>

---

**Notice of disclaimer & limitation of liability**

---

The information provided in the present deliverable is directed solely to professionals who have the appropriate degree of experience to understand and interpret its content in accordance with generally accepted engineering or other professional standard and applicable regulations.

No recommendation as to products and services or vendors is made or should be implied.

No representation or warranty is made that this deliverable is technically accurate or sufficient or conforms to any law and/or governmental rule and/or regulation and further, no representation or warranty is made of merchantability or fitness for any particular purpose or against infringement of intellectual property rights.

In no event shall ETSI be held liable for loss of profits or any other incidental or consequential damages.

Any software contained in this deliverable is provided "AS IS" with no warranties, express or implied, including but not limited to, the warranties of merchantability, fitness for a particular purpose and non-infringement of intellectual property rights and ETSI shall not be held liable in any event for any damages whatsoever (including, without limitation, damages for loss of profits, business interruption, loss of information, or any other pecuniary loss) arising out of or related to the use of or inability to use the software.

---

**Copyright Notification**

---

No part may be reproduced or utilized in any form or by any means, electronic or mechanical, including photocopying and microfilm except as authorized by written permission of ETSI.

The content of the PDF version shall not be modified without the written authorization of ETSI.

The copyright and the foregoing restriction extend to reproduction in all media.

© ETSI 2024.  
All rights reserved.



---

# Intellectual Property Rights

## Essential patents

IPRs essential or potentially essential to normative deliverables may have been declared to ETSI. The declarations pertaining to these essential IPRs, if any, are publicly available for **ETSI members and non-members**, and can be found in ETSI SR 000 314: *"Intellectual Property Rights (IPRs); Essential, or potentially Essential, IPRs notified to ETSI in respect of ETSI standards"*, which is available from the ETSI Secretariat. Latest updates are available on the ETSI Web server (<https://ipr.etsi.org/>).

Pursuant to the ETSI Directives including the ETSI IPR Policy, no investigation regarding the essentiality of IPRs, including IPR searches, has been carried out by ETSI. No guarantee can be given as to the existence of other IPRs not referenced in ETSI SR 000 314 (or the updates on the ETSI Web server) which are, or may be, or may become, essential to the present document.

## Trademarks

The present document may include trademarks and/or tradenames which are asserted and/or registered by their owners. ETSI claims no ownership of these except for any which are indicated as being the property of ETSI, and conveys no right to use or reproduce any trademark and/or tradename. Mention of those trademarks in the present document does not constitute an endorsement by ETSI of products, services or organizations associated with those trademarks.

**DECT™**, **PLUGTESTS™**, **UMTS™** and the ETSI logo are trademarks of ETSI registered for the benefit of its Members. **3GPP™** and **LTE™** are trademarks of ETSI registered for the benefit of its Members and of the 3GPP Organizational Partners. **oneM2M™** logo is a trademark of ETSI registered for the benefit of its Members and of the oneM2M Partners. **GSM®** and the GSM logo are trademarks registered and owned by the GSM Association.

---

# Legal Notice

This Technical Specification (TS) has been produced by ETSI 3rd Generation Partnership Project (3GPP).

The present document may refer to technical specifications or reports using their 3GPP identities. These shall be interpreted as being references to the corresponding ETSI deliverables.

The cross reference between 3GPP and ETSI identities can be found under <https://webapp.etsi.org/key/queryform.asp>.

---

# Modal verbs terminology

In the present document "**shall**", "**shall not**", "**should**", "**should not**", "**may**", "**need not**", "**will**", "**will not**", "**can**" and "**cannot**" are to be interpreted as described in clause 3.2 of the [ETSI Drafting Rules](#) (Verbal forms for the expression of provisions).

"**must**" and "**must not**" are **NOT** allowed in ETSI deliverables except when used in direct citation.



---

# Contents

|  |    |
|--|----|
| Intellectual Property Rights .....                       | 2  |
| Legal Notice .....                                       | 2  |
| Modal verbs terminology.....                             | 2  |
| Foreword.....  | 15 |
| 1 Scope .....  | 16 |
| 2 References .....                                       | 16 |
| 3 Definitions and abbreviations.....                     | 19 |
| 3.1 Definitions .....                                    | 19 |
| 3.2 Abbreviations .....                                  | 20 |
| 4 General .....  | 21 |
| 4.1 Procedure Specification Principles.....              | 21 |
| 4.2 Forwards and Backwards Compatibility .....           | 22 |
| 4.3 Specification Notations .....                        | 22 |
| 5 S1AP Services .....                                    | 23 |
| 6 Services Expected from Signalling Transport.....       | 24 |
| 7 Functions of S1AP .....                                | 25 |
| 8 S1AP Procedures.....                                   | 27 |
| 8.1 List of S1AP Elementary procedures .....             | 27 |
| 8.2 E-RAB Management procedures.....                     | 29 |
| 8.2.1 E-RAB Setup .....                                  | 29 |
| 8.2.1.1 General .....                                    | 29 |
| 8.2.1.2 Successful Operation.....                        | 29 |
| 8.2.1.3 Unsuccessful Operation .....                     | 31 |
| 8.2.1.4 Abnormal Conditions .....                        | 31 |
| 8.2.2 E-RAB Modify .....                                 | 31 |
| 8.2.2.1 General .....                                    | 31 |
| 8.2.2.2 Successful Operation.....                        | 32 |
| 8.2.2.3 Unsuccessful Operation .....                     | 33 |
| 8.2.2.4 Abnormal Conditions .....                        | 33 |
| 8.2.3 E-RAB Release .....                                | 33 |
| 8.2.3.1 General .....                                    | 33 |
| 8.2.3.2 Successful Operation.....                        | 34 |
| 8.2.3.2.1 E-RAB Release – MME initiated .....            | 34 |
| 8.2.3.2.2 E-RAB Release Indication – eNB initiated ..... | 35 |
| 8.2.3.3 Abnormal Conditions .....                        | 35 |
| 8.2.4 E-RAB Modification Indication .....                | 35 |
| 8.2.4.1 General .....                                    | 35 |
| 8.2.4.2 Successful Operation.....                        | 36 |
| 8.2.4.3 Unsuccessful Operation .....                     | 37 |
| 8.2.4.4 Abnormal Conditions .....                        | 37 |
| 8.3 Context Management procedures .....                  | 37 |
| 8.3.1 Initial Context Setup .....                        | 37 |
| 8.3.1.1 General .....                                    | 37 |
| 8.3.1.2 Successful Operation.....                        | 37 |
| 8.3.1.3 Unsuccessful Operation .....                     | 42 |
| 8.3.1.4 Abnormal Conditions .....                        | 42 |
| 8.3.2 UE Context Release Request (eNB initiated) .....   | 42 |
| 8.3.2.1 General .....                                    | 42 |
| 8.3.2.2 Successful Operation.....                        | 43 |
| 8.3.3 UE Context Release (MME initiated).....            | 43 |
| 8.3.3.1 General .....                                    | 43 |



|          |   |    |
|----------|---|----|
| 8.3.3.2  | Successful Operation.....                 | 43 |
| 8.3.3.3  | Abnormal Conditions .....                 | 44 |
| 8.3.4    | UE Context Modification.....              | 44 |
| 8.3.4.1  | General .....                             | 44 |
| 8.3.4.2  | Successful Operation.....                 | 45 |
| 8.3.4.3  | Unsuccessful Operation .....              | 47 |
| 8.3.4.4  | Abnormal Conditions .....                 | 47 |
| 8.3.5    | UE Radio Capability Match.....            | 48 |
| 8.3.5.1  | General .....                             | 48 |
| 8.3.5.2  | Successful Operation.....                 | 48 |
| 8.3.5.3  | Unsuccessful Operation .....              | 48 |
| 8.3.5.4  | Abnormal Conditions .....                 | 48 |
| 8.3.6    | UE Context Modification Indication .....  | 48 |
| 8.3.6.1  | General .....                             | 48 |
| 8.3.6.2  | Successful Operation.....                 | 49 |
| 8.3.6.3  | Unsuccessful Operation .....              | 49 |
| 8.3.6.4  | Abnormal Conditions .....                 | 49 |
| 8.3.7    | UE Context Suspend .....                  | 49 |
| 8.3.7.1  | General .....                             | 49 |
| 8.3.7.2  | Successful Operation.....                 | 50 |
| 8.3.8    | UE Context Resume.....                    | 50 |
| 8.3.8.1  | General .....                             | 50 |
| 8.3.8.2  | Successful Operation.....                 | 51 |
| 8.3.8.3  | Unsuccessful Operation .....              | 51 |
| 8.3.9    | Connection Establishment Indication ..... | 52 |
| 8.3.9.1  | General .....                             | 52 |
| 8.3.9.2  | Successful Operation.....                 | 52 |
| 8.3.9.3  | Unsuccessful Operation .....              | 53 |
| 8.3.9.4  | Abnormal Conditions .....                 | 53 |
| 8.3.10   | Retrieve UE Information .....             | 53 |
| 8.3.10.1 | General .....                             | 53 |
| 8.3.10.2 | Successful Operation.....                 | 53 |
| 8.3.10.3 | Unsuccessful Operation .....              | 53 |
| 8.3.10.4 | Abnormal Conditions .....                 | 53 |
| 8.3.11   | UE Information Transfer .....             | 53 |
| 8.3.11.1 | General .....                             | 53 |
| 8.3.11.2 | Successful Operation.....                 | 53 |
| 8.3.11.3 | Unsuccessful Operation .....              | 54 |
| 8.3.11.4 | Abnormal Conditions .....                 | 54 |
| 8.3.12   | eNB CP Relocation Indication.....         | 54 |
| 8.3.12.1 | General .....                             | 54 |
| 8.3.12.2 | Successful Operation.....                 | 55 |
| 8.3.12.3 | Unsuccessful Operation .....              | 55 |
| 8.3.12.4 | Abnormal Conditions .....                 | 55 |
| 8.3.13   | MME CP Relocation Indication.....         | 55 |
| 8.3.13.1 | General .....                             | 55 |
| 8.3.13.2 | Successful Operation.....                 | 55 |
| 8.3.13.3 | Unsuccessful Operation .....              | 56 |
| 8.3.13.4 | Abnormal Conditions .....                 | 56 |
| 8.4      | Handover Signalling.....                  | 56 |
| 8.4.1    | Handover Preparation .....                | 56 |
| 8.4.1.1  | General .....                             | 56 |
| 8.4.1.2  | Successful Operation.....                 | 56 |
| 8.4.1.3  | Unsuccessful Operation .....              | 60 |
| 8.4.1.4  | Abnormal Conditions .....                 | 60 |
| 8.4.2    | Handover Resource Allocation .....        | 60 |
| 8.4.2.1  | General .....                             | 60 |
| 8.4.2.2  | Successful Operation.....                 | 61 |
| 8.4.2.3  | Unsuccessful Operation .....              | 66 |
| 8.4.2.4  | Abnormal Conditions .....                 | 66 |
| 8.4.3    | Handover Notification .....               | 67 |
| 8.4.3.1  | General .....                             | 67 |



|           |  |    |
|-----------|--|----|
| 8.4.3.2   | Successful Operation.....                        | 67 |
| 8.4.3.3   | Abnormal Conditions .....                        | 67 |
| 8.4.4     | Path Switch Request .....                        | 67 |
| 8.4.4.1   | General .....                                    | 67 |
| 8.4.4.2   | Successful Operation.....                        | 68 |
| 8.4.4.3   | Unsuccessful Operation .....                     | 71 |
| 8.4.4.4   | Abnormal Conditions .....                        | 71 |
| 8.4.5     | Handover Cancellation .....                      | 71 |
| 8.4.5.1   | General .....                                    | 71 |
| 8.4.5.2   | Successful Operation.....                        | 71 |
| 8.4.5.3   | Unsuccessful Operation .....                     | 72 |
| 8.4.5.4   | Abnormal Conditions .....                        | 72 |
| 8.4.6     | eNB Status Transfer.....                         | 72 |
| 8.4.6.1   | General .....                                    | 72 |
| 8.4.6.2   | Successful Operation.....                        | 72 |
| 8.4.6.3   | Unsuccessful Operation .....                     | 73 |
| 8.4.6.4   | Abnormal Conditions .....                        | 73 |
| 8.4.7     | MME Status Transfer.....                         | 73 |
| 8.4.7.1   | General .....                                    | 73 |
| 8.4.7.2   | Successful Operation.....                        | 73 |
| 8.4.7.3   | Unsuccessful Operation .....                     | 73 |
| 8.4.7.4   | Abnormal Conditions .....                        | 74 |
| 8.4.8     | Handover Success .....                           | 74 |
| 8.4.8.1   | General .....                                    | 74 |
| 8.4.8.2   | Successful Operation.....                        | 74 |
| 8.4.8.3   | Abnormal Conditions .....                        | 74 |
| 8.4.9     | eNB Early Status Transfer .....                  | 74 |
| 8.4.9.1   | General .....                                    | 74 |
| 8.4.9.2   | Successful Operation.....                        | 74 |
| 8.4.9.3   | Unsuccessful Operation .....                     | 75 |
| 8.4.9.4   | Abnormal Conditions .....                        | 75 |
| 8.4.10    | MME Early Status Transfer .....                  | 75 |
| 8.4.10.1  | General .....                                    | 75 |
| 8.4.10.2  | Successful Operation.....                        | 75 |
| 8.4.10.3  | Unsuccessful Operation .....                     | 75 |
| 8.4.10.4  | Abnormal Conditions .....                        | 75 |
| 8.5       | Paging.....                                      | 76 |
| 8.5.1     | General.....                                     | 76 |
| 8.5.2     | Successful Operation .....                       | 76 |
| 8.5.3     | Unsuccessful Operation .....                     | 77 |
| 8.5.4     | Abnormal Conditions.....                         | 77 |
| 8.6       | NAS transport.....                               | 77 |
| 8.6.1     | General.....                                     | 77 |
| 8.6.2     | Successful Operations .....                      | 78 |
| 8.6.2.1   | Initial UE Message.....                          | 78 |
| 8.6.2.2   | DOWNLINK NAS TRANSPORT.....                      | 79 |
| 8.6.2.3   | UPLINK NAS TRANSPORT .....                       | 81 |
| 8.6.2.4   | NAS NON DELIVERY INDICATION .....                | 81 |
| 8.6.2.4a  | NAS DELIVERY INDICATION .....                    | 82 |
| 8.6.2.5   | Reroute NAS Request .....                        | 82 |
| 8.6.3     | Unsuccessful Operation .....                     | 82 |
| 8.6.4     | Abnormal Conditions.....                         | 82 |
| 8.7       | Management procedures.....                       | 83 |
| 8.7.1     | Reset .....                                      | 83 |
| 8.7.1.1   | General .....                                    | 83 |
| 8.7.1.2   | Successful Operation.....                        | 83 |
| 8.7.1.2.1 | Reset Procedure Initiated from the MME.....      | 83 |
| 8.7.1.2.2 | Reset Procedure Initiated from the E-UTRAN ..... | 84 |
| 8.7.1.3   | Abnormal Conditions .....                        | 85 |
| 8.7.1.3.1 | Abnormal Condition at the EPC .....              | 85 |
| 8.7.1.3.2 | Abnormal Condition at the E-UTRAN .....          | 85 |
| 8.7.1.3.3 | Crossing of Reset Messages .....                 | 85 |



|          |   |    |
|----------|---|----|
| 8.7.2    | Error Indication.....                   | 85 |
| 8.7.2.1  | General .....                           | 85 |
| 8.7.2.2  | Successful Operation.....               | 85 |
| 8.7.2.3  | Abnormal Conditions .....               | 86 |
| 8.7.3    | S1 Setup .....                          | 86 |
| 8.7.3.1  | General .....                           | 86 |
| 8.7.3.2  | Successful Operation.....               | 86 |
| 8.7.3.3  | Unsuccessful Operation .....            | 87 |
| 8.7.3.4  | Abnormal Conditions .....               | 87 |
| 8.7.4    | eNB Configuration Update .....          | 87 |
| 8.7.4.1  | General .....                           | 87 |
| 8.7.4.2  | Successful Operation.....               | 88 |
| 8.7.4.3  | Unsuccessful Operation .....            | 89 |
| 8.7.4.4  | Abnormal Conditions .....               | 89 |
| 8.7.5    | MME Configuration Update .....          | 89 |
| 8.7.5.1  | General .....                           | 89 |
| 8.7.5.2  | Successful Operation.....               | 89 |
| 8.7.5.3  | Unsuccessful Operation .....            | 90 |
| 8.7.5.4  | Abnormal Conditions .....               | 90 |
| 8.7.6    | Overload Start .....                    | 90 |
| 8.7.6.1  | General .....                           | 90 |
| 8.7.6.2  | Successful Operation.....               | 91 |
| 8.7.6.3  | Unsuccessful Operation .....            | 92 |
| 8.7.7    | Overload Stop .....                     | 92 |
| 8.7.7.1  | General .....                           | 92 |
| 8.7.7.2  | Successful Operation.....               | 92 |
| 8.7.7.3  | Unsuccessful Operation .....            | 92 |
| 8.8      | S1 CDMA2000 Tunnelling Procedures.....  | 92 |
| 8.8.1    | General.....                            | 92 |
| 8.8.2    | Successful Operations .....             | 93 |
| 8.8.2.1  | Downlink S1 CDMA2000 Tunnelling .....   | 93 |
| 8.8.2.2  | Uplink S1 CDMA2000 Tunnelling .....     | 93 |
| 8.8.3    | Unsuccessful Operation .....            | 94 |
| 8.8.4    | Abnormal Conditions.....                | 94 |
| 8.9      | UE Capability Info Indication .....     | 94 |
| 8.9.1    | General.....                            | 94 |
| 8.9.2    | Successful Operation .....              | 94 |
| 8.9.3    | Abnormal Conditions.....                | 95 |
| 8.10     | Trace Procedures .....                  | 95 |
| 8.10.1   | Trace Start.....                        | 95 |
| 8.10.1.1 | General .....                           | 95 |
| 8.10.1.2 | Successful Operation.....               | 95 |
| 8.10.2   | Trace Failure Indication .....          | 96 |
| 8.10.2.1 | General .....                           | 96 |
| 8.10.2.2 | Successful Operation.....               | 96 |
| 8.10.3   | Deactivate Trace .....                  | 96 |
| 8.10.3.1 | General .....                           | 96 |
| 8.10.3.2 | Successful Operation.....               | 97 |
| 8.10.4   | Cell Traffic Trace.....                 | 97 |
| 8.10.4.1 | General .....                           | 97 |
| 8.10.4.2 | Successful Operation.....               | 97 |
| 8.11     | Location Reporting Procedures .....     | 97 |
| 8.11.1   | Location Reporting Control .....        | 97 |
| 8.11.1.1 | General .....                           | 97 |
| 8.11.1.2 | Successful Operation.....               | 98 |
| 8.11.1.3 | Abnormal Conditions .....               | 98 |
| 8.11.2   | Location Report Failure Indication..... | 98 |
| 8.11.2.1 | General .....                           | 98 |
| 8.11.2.2 | Successful Operation.....               | 98 |
| 8.11.3   | Location Report .....                   | 99 |
| 8.11.3.1 | General .....                           | 99 |
| 8.11.3.2 | Successful Operation.....               | 99 |



|          |   |     |
|----------|---|-----|
| 8.11.3.3 | Abnormal Conditions .....                       | 99  |
| 8.12     | Warning Message Transmission Procedures .....   | 99  |
| 8.12.1   | Write-Replace Warning .....                     | 99  |
| 8.12.1.1 | General .....                                   | 99  |
| 8.12.1.2 | Successful Operation.....                       | 100 |
| 8.12.1.3 | Abnormal Conditions .....                       | 101 |
| 8.12.2   | Kill.....                                       | 101 |
| 8.12.2.1 | General .....                                   | 101 |
| 8.12.2.2 | Successful Operation.....                       | 101 |
| 8.12.3   | PWS Restart Indication.....                     | 102 |
| 8.12.3.1 | General .....                                   | 102 |
| 8.12.3.2 | Successful Operation.....                       | 102 |
| 8.12.4   | PWS Failure Indication.....                     | 102 |
| 8.12.4.1 | General .....                                   | 102 |
| 8.12.4.2 | Successful Operation.....                       | 102 |
| 8.13     | eNB Direct Information Transfer .....           | 103 |
| 8.13.1   | General.....                                    | 103 |
| 8.13.2   | Successful Operation .....                      | 103 |
| 8.13.2.1 | eNB Direct Information Transfer .....           | 103 |
| 8.13.3   | Abnormal Conditions.....                        | 103 |
| 8.14     | MME Direct Information Transfer .....           | 103 |
| 8.14.1   | General.....                                    | 103 |
| 8.14.2   | Successful Operation .....                      | 104 |
| 8.14.2.1 | MME Direct Information Transfer.....            | 104 |
| 8.14.3   | Abnormal Conditions.....                        | 104 |
| 8.15     | eNB Configuration Transfer.....                 | 104 |
| 8.15.1   | General.....                                    | 104 |
| 8.15.2   | Successful Operation .....                      | 104 |
| 8.15.2.1 | eNB Configuration Transfer.....                 | 104 |
| 8.15.3   | Abnormal Conditions.....                        | 105 |
| 8.16     | MME Configuration Transfer.....                 | 105 |
| 8.16.1   | General.....                                    | 105 |
| 8.16.2   | Successful Operation .....                      | 105 |
| 8.16.2.1 | MME Configuration Transfer .....                | 105 |
| 8.16.3   | Abnormal Conditions.....                        | 106 |
| 8.17     | LPPa transport .....                            | 106 |
| 8.17.1   | General.....                                    | 106 |
| 8.17.2   | Successful Operations.....                      | 107 |
| 8.17.2.1 | DOWNLINK UE ASSOCIATED LPPA TRANSPORT .....     | 107 |
| 8.17.2.2 | UPLINK UE ASSOCIATED LPPA TRANSPORT .....       | 107 |
| 8.17.2.3 | DOWNLINK NON UE ASSOCIATED LPPA TRANSPORT ..... | 107 |
| 8.17.2.4 | UPLINK NON UE ASSOCIATED LPPA TRANSPORT.....    | 108 |
| 8.17.3   | Unsuccessful Operation .....                    | 108 |
| 8.17.4   | Abnormal Conditions.....                        | 108 |
| 8.18     | Secondary RAT Data Usage Report.....            | 108 |
| 8.18.1   | General.....                                    | 108 |
| 8.18.2   | Successful Operations.....                      | 108 |
| 8.18.2.1 | SECONDARY RAT DATA USAGE REPORT .....           | 108 |
| 8.18.3   | Unsuccessful Operation .....                    | 109 |
| 8.18.4   | Abnormal Conditions.....                        | 109 |
| 8.19     | UE Radio Capability ID Mapping .....            | 109 |
| 8.19.1   | General.....                                    | 109 |
| 8.19.2   | Successful Operation .....                      | 109 |
| 8.19.3   | Unsuccessful Operation .....                    | 109 |
| 8.19.4   | Abnormal Conditions.....                        | 109 |
| 9        | Elements for S1AP Communication .....           | 110 |
| 9.1      | Message Functional Definition and Content ..... | 110 |
| 9.1.1    | General.....                                    | 110 |
| 9.1.2    | Message Contents .....                          | 110 |
| 9.1.2.1  | Presence .....                                  | 110 |
| 9.1.2.2  | Criticality .....                               | 110 |



|          |  |     |
|----------|--|-----|
| 9.1.2.3  | Range .....                              | 110 |
| 9.1.2.4  | Assigned Criticality .....               | 110 |
| 9.1.3    | E-RAB Management Messages .....          | 110 |
| 9.1.3.1  | E-RAB SETUP REQUEST .....                | 110 |
| 9.1.3.2  | E-RAB SETUP RESPONSE .....               | 111 |
| 9.1.3.3  | E-RAB MODIFY REQUEST .....               | 112 |
| 9.1.3.4  | E-RAB MODIFY RESPONSE .....              | 112 |
| 9.1.3.5  | E-RAB RELEASE COMMAND .....              | 113 |
| 9.1.3.6  | E-RAB RELEASE RESPONSE .....             | 113 |
| 9.1.3.7  | E-RAB RELEASE INDICATION .....           | 114 |
| 9.1.3.8  | E-RAB MODIFICATION INDICATION .....      | 114 |
| 9.1.3.9  | E-RAB MODIFICATION CONFIRM .....         | 115 |
| 9.1.4    | Context Management Messages .....        | 116 |
| 9.1.4.1  | INITIAL CONTEXT SETUP REQUEST .....      | 116 |
| 9.1.4.2  | Void.....                                | 118 |
| 9.1.4.3  | INITIAL CONTEXT SETUP RESPONSE .....     | 118 |
| 9.1.4.4  | INITIAL CONTEXT SETUP FAILURE.....       | 118 |
| 9.1.4.5  | UE CONTEXT RELEASE REQUEST .....         | 118 |
| 9.1.4.6  | UE CONTEXT RELEASE COMMAND .....         | 119 |
| 9.1.4.7  | UE CONTEXT RELEASE COMPLETE .....        | 119 |
| 9.1.4.8  | UE CONTEXT MODIFICATION REQUEST .....    | 119 |
| 9.1.4.9  | UE CONTEXT MODIFICATION RESPONSE.....    | 120 |
| 9.1.4.10 | UE CONTEXT MODIFICATION FAILURE.....     | 121 |
| 9.1.4.11 | UE RADIO CAPABILITY MATCH REQUEST .....  | 121 |
| 9.1.4.12 | UE RADIO CAPABILITY MATCH RESPONSE ..... | 121 |
| 9.1.4.13 | UE CONTEXT MODIFICATION INDICATION ..... | 121 |
| 9.1.4.14 | UE CONTEXT MODIFICATION CONFIRM .....    | 122 |
| 9.1.4.15 | UE CONTEXT SUSPEND REQUEST .....         | 122 |
| 9.1.4.16 | UE CONTEXT SUSPEND RESPONSE .....        | 122 |
| 9.1.4.17 | UE CONTEXT RESUME REQUEST.....           | 123 |
| 9.1.4.18 | UE CONTEXT RESUME RESPONSE.....          | 123 |
| 9.1.4.19 | UE CONTEXT RESUME FAILURE .....          | 124 |
| 9.1.4.20 | CONNECTION ESTABLISHMENT INDICATION..... | 124 |
| 9.1.4.21 | RETRIEVE UE INFORMATION .....            | 124 |
| 9.1.4.22 | UE INFORMATION TRANSFER .....            | 124 |
| 9.1.4.23 | eNB CP RELOCATION INDICATION.....        | 125 |
| 9.1.4.24 | MME CP RELOCATION INDICATION .....       | 125 |
| 9.1.5    | Handover Signalling Messages.....        | 125 |
| 9.1.5.1  | HANDOVER REQUIRED .....                  | 125 |
| 9.1.5.2  | HANDOVER COMMAND .....                   | 126 |
| 9.1.5.3  | HANDOVER PREPARATION FAILURE .....       | 127 |
| 9.1.5.4  | HANDOVER REQUEST .....                   | 127 |
| 9.1.5.5  | HANDOVER REQUEST ACKNOWLEDGE.....        | 129 |
| 9.1.5.6  | HANDOVER FAILURE .....                   | 130 |
| 9.1.5.7  | HANDOVER NOTIFY .....                    | 130 |
| 9.1.5.8  | PATH SWITCH REQUEST .....                | 130 |
| 9.1.5.9  | PATH SWITCH REQUEST ACKNOWLEDGE .....    | 131 |
| 9.1.5.10 | PATH SWITCH REQUEST FAILURE .....        | 133 |
| 9.1.5.11 | HANDOVER CANCEL .....                    | 133 |
| 9.1.5.12 | HANDOVER CANCEL ACKNOWLEDGE .....        | 133 |
| 9.1.5.13 | eNB STATUS TRANSFER.....                 | 133 |
| 9.1.5.14 | MME STATUS TRANSFER.....                 | 134 |
| 9.1.5.15 | HANDOVER SUCCESS .....                   | 134 |
| 9.1.5.16 | eNB EARLY STATUS TRANSFER.....           | 134 |
| 9.1.5.17 | MME EARLY STATUS TRANSFER.....           | 134 |
| 9.1.6    | PAGING .....                             | 135 |
| 9.1.7    | NAS Transport Messages .....             | 136 |
| 9.1.7.1  | INITIAL UE MESSAGE .....                 | 136 |
| 9.1.7.2  | DOWNLINK NAS TRANSPORT.....              | 137 |
| 9.1.7.3  | UPLINK NAS TRANSPORT .....               | 138 |
| 9.1.7.4  | NAS NON DELIVERY INDICATION.....         | 138 |
| 9.1.7.4a | NAS DELIVERY INDICATION .....            | 139 |



|          |  |     |
|----------|--|-----|
| 9.1.7.5  | REROUTE NAS REQUEST .....                            | 139 |
| 9.1.8    | Management messages .....                            | 139 |
| 9.1.8.1  | RESET .....  | 139 |
| 9.1.8.2  | RESET ACKNOWLEDGE .....                              | 140 |
| 9.1.8.3  | ERROR INDICATION .....                               | 140 |
| 9.1.8.4  | S1 SETUP REQUEST .....                               | 140 |
| 9.1.8.5  | S1 SETUP RESPONSE .....                              | 141 |
| 9.1.8.6  | S1 SETUP FAILURE .....                               | 142 |
| 9.1.8.7  | ENB CONFIGURATION UPDATE .....                       | 143 |
| 9.1.8.8  | ENB CONFIGURATION UPDATE ACKNOWLEDGE .....           | 144 |
| 9.1.8.9  | ENB CONFIGURATION UPDATE FAILURE .....               | 144 |
| 9.1.8.10 | MME CONFIGURATION UPDATE .....                       | 144 |
| 9.1.8.11 | MME CONFIGURATION UPDATE ACKNOWLEDGE .....           | 145 |
| 9.1.8.12 | MME CONFIGURATION UPDATE FAILURE .....               | 145 |
| 9.1.8.13 | OVERLOAD START .....                                 | 145 |
| 9.1.8.14 | OVERLOAD STOP .....                                  | 146 |
| 9.1.9    | S1 CDMA2000 Tunnelling Messages .....                | 146 |
| 9.1.9.1  | DOWNLINK S1 CDMA2000 TUNNELLING .....                | 146 |
| 9.1.9.2  | UPLINK S1 CDMA2000 TUNNELLING .....                  | 147 |
| 9.1.10   | UE CAPABILITY INFO INDICATION .....                  | 147 |
| 9.1.11   | Trace Messages .....                                 | 148 |
| 9.1.11.1 | TRACE START .....                                    | 148 |
| 9.1.11.2 | TRACE FAILURE INDICATION .....                       | 148 |
| 9.1.11.3 | DEACTIVATE TRACE .....                               | 148 |
| 9.1.12   | Location Reporting Messages .....                    | 149 |
| 9.1.12.1 | LOCATION REPORTING CONTROL .....                     | 149 |
| 9.1.12.2 | LOCATION REPORT FAILURE INDICATION .....             | 149 |
| 9.1.12.3 | LOCATION REPORT .....                                | 149 |
| 9.1.13   | Warning Message Transmission Messages .....          | 150 |
| 9.1.13.1 | WRITE-REPLACE WARNING REQUEST .....                  | 150 |
| 9.1.13.2 | WRITE-REPLACE WARNING RESPONSE .....                 | 150 |
| 9.1.13.3 | KILL REQUEST .....                                   | 150 |
| 9.1.13.4 | KILL RESPONSE .....                                  | 151 |
| 9.1.13.5 | PWS RESTART INDICATION .....                         | 151 |
| 9.1.13.6 | PWS FAILURE INDICATION .....                         | 151 |
| 9.1.14   | eNB DIRECT INFORMATION TRANSFER .....                | 152 |
| 9.1.15   | MME DIRECT INFORMATION TRANSFER .....                | 152 |
| 9.1.16   | eNB CONFIGURATION TRANSFER .....                     | 152 |
| 9.1.17   | MME CONFIGURATION TRANSFER .....                     | 153 |
| 9.1.18   | CELL TRAFFIC TRACE .....                             | 153 |
| 9.1.19   | LPPa Transport Messages .....                        | 153 |
| 9.1.19.1 | DOWNLINK UE ASSOCIATED LPPA TRANSPORT .....          | 153 |
| 9.1.19.2 | UPLINK UE ASSOCIATED LPPA TRANSPORT .....            | 154 |
| 9.1.19.3 | DOWNLINK NON UE ASSOCIATED LPPA TRANSPORT .....      | 154 |
| 9.1.19.4 | UPLINK NON UE ASSOCIATED LPPA TRANSPORT .....        | 154 |
| 9.1.20   | Secondary RAT Report Data Usage Messages .....       | 154 |
| 9.1.20.1 | SECONDARY RAT DATA USAGE REPORT .....                | 154 |
| 9.1.21   | UE Radio Capability ID Mapping Messages .....        | 155 |
| 9.1.21.1 | UE RADIO CAPABILITY ID MAPPING REQUEST .....         | 155 |
| 9.1.21.2 | UE RADIO CAPABILITY ID MAPPING RESPONSE .....        | 155 |
| 9.2      | Information Element Definitions .....                | 155 |
| 9.2.0    | General .....  | 155 |
| 9.2.1    | Radio Network Layer Related IEs .....                | 156 |
| 9.2.1.1  | Message Type .....                                   | 156 |
| 9.2.1.2  | E-RAB ID .....                                       | 156 |
| 9.2.1.3  | Cause .....  | 156 |
| 9.2.1.3a | RRC Establishment Cause .....                        | 160 |
| 9.2.1.4  | Trace Activation .....                               | 161 |
| 9.2.1.5  | Source ID .....                                      | 162 |
| 9.2.1.6  | Target ID .....                                      | 162 |
| 9.2.1.7  | Source eNB to Target eNB Transparent Container ..... | 163 |
| 9.2.1.8  | Target eNB to Source eNB Transparent Container ..... | 164 |



|           |  |     |
|-----------|--|-----|
| 9.2.1.9   | Source RNC to Target RNC Transparent Container .....   | 165 |
| 9.2.1.10  | Target RNC to Source RNC Transparent Container .....   | 165 |
| 9.2.1.11  | Source BSS to Target BSS Transparent Container .....   | 165 |
| 9.2.1.12  | Target BSS to Source BSS Transparent Container .....   | 165 |
| 9.2.1.13  | Handover Type.....                                     | 166 |
| 9.2.1.14  | Extended RNC-ID.....                                   | 166 |
| 9.2.1.15  | E-RAB Level QoS Parameters .....                       | 166 |
| 9.2.1.16  | Paging DRX .....                                       | 166 |
| 9.2.1.17  | Paging Cause.....                                      | 167 |
| 9.2.1.18  | GBR QoS Information .....                              | 167 |
| 9.2.1.19  | Bit Rate .....   | 168 |
| 9.2.1.20  | UE Aggregate Maximum Bit Rate.....                     | 168 |
| 9.2.1.21  | Criticality Diagnostics.....                           | 168 |
| 9.2.1.22  | Handover Restriction List .....                        | 169 |
| 9.2.1.23  | CDMA2000-PDU .....                                     | 171 |
| 9.2.1.24  | CDMA2000 RAT Type.....                                 | 171 |
| 9.2.1.25  | CDMA2000 Sector ID .....                               | 172 |
| 9.2.1.26  | Security Context.....                                  | 172 |
| 9.2.1.27  | UE Radio Capability .....                              | 172 |
| 9.2.1.28  | CDMA2000 HO Status .....                               | 173 |
| 9.2.1.29  | CDMA2000 HO Required Indication .....                  | 173 |
| 9.2.1.30  | 1xRTT MEID.....  | 173 |
| 9.2.1.31  | eNB Status Transfer Transparent Container.....         | 173 |
| 9.2.1.32  | COUNT Value .....                                      | 175 |
| 9.2.1.33  | CDMA2000 1xRTT RAND .....                              | 175 |
| 9.2.1.34  | Request Type.....                                      | 176 |
| 9.2.1.35  | CDMA2000 1xRTT SRVCC Info.....                         | 176 |
| 9.2.1.36  | E-RAB List .....                                       | 176 |
| 9.2.1.37  | Global eNB ID .....                                    | 177 |
| 9.2.1.37a | Global en-gNB ID .....                                 | 177 |
| 9.2.1.38  | E-UTRAN CGI .....                                      | 177 |
| 9.2.1.39  | Subscriber Profile ID for RAT/Frequency priority ..... | 177 |
| 9.2.1.39a | Additional RRM Policy Index.....                       | 178 |
| 9.2.1.40  | UE Security Capabilities .....                         | 178 |
| 9.2.1.41  | Security Key.....                                      | 179 |
| 9.2.1.42  | UE History Information .....                           | 179 |
| 9.2.1.43  | Last Visited Cell Information.....                     | 179 |
| 9.2.1.43a | Last Visited E-UTRAN Cell Information .....            | 179 |
| 9.2.1.43b | Last Visited GERAN Cell Information .....              | 180 |
| 9.2.1.44  | Message Identifier .....                               | 180 |
| 9.2.1.45  | Serial Number .....                                    | 181 |
| 9.2.1.46  | Warning Area List.....                                 | 181 |
| 9.2.1.47  | Emergency Area ID.....                                 | 181 |
| 9.2.1.48  | Repetition Period.....                                 | 181 |
| 9.2.1.49  | Number of Broadcasts Requested .....                   | 181 |
| 9.2.1.50  | Warning Type .....                                     | 182 |
| 9.2.1.51  | Warning Security Information .....                     | 182 |
| 9.2.1.52  | Data Coding Scheme.....                                | 182 |
| 9.2.1.53  | Warning Message Contents.....                          | 182 |
| 9.2.1.54  | Broadcast Completed Area List .....                    | 182 |
| 9.2.1.55  | Inter-system Information Transfer Type .....           | 183 |
| 9.2.1.56  | Source To Target Transparent Container .....           | 183 |
| 9.2.1.57  | Target To Source Transparent Container .....           | 184 |
| 9.2.1.58  | SRVCC Operation Possible .....                         | 184 |
| 9.2.1.59  | SRVCC HO Indication.....                               | 185 |
| 9.2.1.60  | Allocation and Retention Priority .....                | 185 |
| 9.2.1.61  | Time to wait .....                                     | 186 |
| 9.2.1.62  | CSG Id .....   | 186 |
| 9.2.1.63  | CSG Id List .....                                      | 186 |
| 9.2.1.64  | MS Classmark 2 .....                                   | 186 |
| 9.2.1.65  | MS Classmark 3 .....                                   | 186 |
| 9.2.1.66  | Cell Type.....   | 186 |



|           |  |     |
|-----------|--|-----|
| 9.2.1.67  | Old BSS to New BSS Information .....                       | 186 |
| 9.2.1.68  | Layer 3 Information .....                                  | 187 |
| 9.2.1.69  | E-UTRAN Round Trip Delay Estimation Info .....             | 187 |
| 9.2.1.70  | Broadcast Cancelled Area List .....                        | 187 |
| 9.2.1.71  | Number of Broadcasts .....                                 | 188 |
| 9.2.1.72  | Concurrent Warning Message Indicator .....                 | 188 |
| 9.2.1.73  | CSG Membership Status .....                                | 188 |
| 9.2.1.74  | Cell Access Mode .....                                     | 188 |
| 9.2.1.75  | Extended Repetition Period .....                           | 188 |
| 9.2.1.76  | Data Forwarding Not Possible .....                         | 189 |
| 9.2.1.77  | PS Service Not Available .....                             | 189 |
| 9.2.1.78  | Paging Priority .....                                      | 189 |
| 9.2.1.79  | Relay Node Indicator .....                                 | 189 |
| 9.2.1.80  | Correlation ID .....                                       | 189 |
| 9.2.1.81  | MDT Configuration .....                                    | 190 |
| 9.2.1.82  | MME Relay Support Indicator .....                          | 193 |
| 9.2.1.83  | Management Based MDT Allowed .....                         | 193 |
| 9.2.1.84  | GW Context Release Indication .....                        | 193 |
| 9.2.1.85  | Voice Support Match Indicator .....                        | 193 |
| 9.2.1.86  | M3 Configuration .....                                     | 194 |
| 9.2.1.87  | M4 Configuration .....                                     | 194 |
| 9.2.1.88  | M5 Configuration .....                                     | 194 |
| 9.2.1.89  | MDT PLMN List .....  | 194 |
| 9.2.1.90  | COUNT Value Extended .....                                 | 195 |
| 9.2.1.91  | Kill-all Warning Messages Indicator .....                  | 195 |
| 9.2.1.92  | LHN ID .....   | 195 |
| 9.2.1.93  | User Location Information .....                            | 195 |
| 9.2.1.94  | MBSFN-ResultToLog .....                                    | 196 |
| 9.2.1.95  | EARFCN .....   | 196 |
| 9.2.1.96  | Expected UE Behaviour .....                                | 196 |
| 9.2.1.97  | Expected UE Activity Behaviour .....                       | 196 |
| 9.2.1.98  | UE Radio Capability for Paging .....                       | 197 |
| 9.2.1.99  | ProSe Authorized .....                                     | 197 |
| 9.2.1.100 | COUNT Value for PDCP SN Length 18 .....                    | 198 |
| 9.2.1.101 | M6 Configuration .....                                     | 198 |
| 9.2.1.102 | M7 Configuration .....                                     | 198 |
| 9.2.1.103 | Assistance Data for Paging .....                           | 198 |
| 9.2.1.104 | Assistance Data for Recommended Cells .....                | 199 |
| 9.2.1.105 | Information on Recommended Cells and eNBs for Paging ..... | 199 |
| 9.2.1.106 | Recommended Cells for Paging .....                         | 199 |
| 9.2.1.107 | Recommended eNBs for Paging .....                          | 199 |
| 9.2.1.108 | Assistance Data for CE capable UEs .....                   | 200 |
| 9.2.1.109 | Cell Identifier and Coverage Enhancement Level .....       | 200 |
| 9.2.1.110 | Paging Attempt Information .....                           | 200 |
| 9.2.1.111 | Paging eDRX Information .....                              | 201 |
| 9.2.1.112 | UE Retention Information .....                             | 201 |
| 9.2.1.113 | UE User Plane CIoT Support Indicator .....                 | 201 |
| 9.2.1.114 | NB-IoT Default Paging DRX .....                            | 201 |
| 9.2.1.115 | NB-IoT Paging eDRX Information .....                       | 201 |
| 9.2.1.116 | Bearer Type .....  | 202 |
| 9.2.1.117 | RAT Type .....   | 202 |
| 9.2.1.118 | CE-mode-B Support Indicator .....                          | 202 |
| 9.2.1.119 | SRVCC Operation Not Possible .....                         | 202 |
| 9.2.1.120 | V2X Services Authorized .....                              | 202 |
| 9.2.1.121 | Served DCNs Items .....                                    | 203 |
| 9.2.1.122 | UE Sidelink Aggregate Maximum Bit Rate .....               | 203 |
| 9.2.1.123 | Enhanced Coverage Restricted .....                         | 203 |
| 9.2.1.124 | Secondary RAT Usage Report List .....                      | 203 |
| 9.2.1.125 | Handover Flag .....  | 204 |
| 9.2.1.126 | Extended Bit Rate .....                                    | 204 |
| 9.2.1.127 | NR UE Security Capabilities .....                          | 205 |
| 9.2.1.128 | UE Application layer measurement configuration .....       | 206 |



|           |  |     |
|-----------|--|-----|
| 9.2.1.129 | CE-mode-B Restricted .....   | 206 |
| 9.2.1.130 | Packet Loss Rate .....   | 207 |
| 9.2.1.131 | Global RAN Node ID .....   | 207 |
| 9.2.1.132 | Global gNB ID .....  | 207 |
| 9.2.1.133 | Source NG-RAN Node To Target NG-RAN Node Transparent Container ..... | 207 |
| 9.2.1.134 | Target NG-RAN Node To Source NG-RAN Node Transparent Container ..... | 208 |
| 9.2.1.135 | LTE-M Indication .....   | 208 |
| 9.2.1.136 | Aerial UE subscription information .....                             | 208 |
| 9.2.1.137 | Bluetooth Measurement Configuration .....                            | 208 |
| 9.2.1.138 | WLAN Measurement Configuration .....                                 | 208 |
| 9.2.1.139 | Warning Area Coordinates .....                                       | 209 |
| 9.2.1.140 | Subscription Based UE Differentiation Information .....              | 209 |
| 9.2.1.141 | PSCell Information .....   | 210 |
| 9.2.1.142 | NR CGI .....   | 210 |
| 9.2.1.143 | Time Since Secondary Node Release .....                              | 210 |
| 9.2.1.144 | UE Context Reference at Source .....                                 | 211 |
| 9.2.1.145 | RAN UE NGAP ID .....   | 211 |
| 9.2.1.146 | IAB Authorized .....   | 211 |
| 9.2.1.147 | Ethernet Type .....  | 211 |
| 9.2.1.148 | NR V2X Services Authorized .....                                     | 211 |
| 9.2.1.149 | NR UE Sidelink Aggregate Maximum Bit Rate .....                      | 212 |
| 9.2.1.150 | PC5 QoS Parameters .....   | 212 |
| 9.2.1.151 | Inter System Measurement Configuration .....                         | 212 |
| 9.2.1.152 | Source Node ID .....   | 214 |
| 9.2.1.153 | UE Radio Capability ID .....   | 214 |
| 9.2.1.154 | UE Radio Capability – NR Format .....                                | 214 |
| 9.2.1.155 | DAPS Request Information .....                                       | 215 |
| 9.2.1.156 | DAPS Response Information .....                                      | 215 |
| 9.2.1.157 | eNB Early Status Transfer Transparent Container .....                | 215 |
| 9.2.1.158 | WUS Assistance Information .....                                     | 217 |
| 9.2.1.159 | NB-IoT Paging DRX .....  | 217 |
| 9.2.1.160 | UE Radio Capability for Paging – NR Format .....                     | 217 |
| 9.2.1.161 | Last Visited PSCell Information .....                                | 217 |
| 9.2.1.162 | RACS Indication .....  | 218 |
| 9.2.1.163 | Security Indication .....  | 218 |
| 9.2.1.164 | Security Result .....  | 218 |
| 9.2.1.165 | Event Trigger Logged MDT Configuration .....                         | 218 |
| 9.2.1.166 | Sensor Measurement Configuration .....                               | 219 |
| 9.2.2     | Transport Network Layer Related IEs .....                            | 219 |
| 9.2.2.1   | Transport Layer Address .....  | 219 |
| 9.2.2.2   | GTP-TEID .....   | 219 |
| 9.2.2.3   | Tunnel Information .....   | 220 |
| 9.2.2.4   | URI .....  | 220 |
| 9.2.3     | NAS Related IEs .....  | 220 |
| 9.2.3.1   | LAI .....  | 220 |
| 9.2.3.2   | RAC .....  | 220 |
| 9.2.3.3   | MME UE S1AP ID .....   | 220 |
| 9.2.3.4   | eNB UE S1AP ID .....   | 220 |
| 9.2.3.5   | NAS-PDU .....  | 221 |
| 9.2.3.6   | S-TMSI .....   | 221 |
| 9.2.3.7   | TAC .....  | 221 |
| 9.2.3.8   | PLMN Identity .....  | 221 |
| 9.2.3.9   | GUMMEI .....   | 221 |
| 9.2.3.10  | UE Identity Index value .....  | 222 |
| 9.2.3.11  | IMSI .....   | 222 |
| 9.2.3.12  | MMEC .....   | 222 |
| 9.2.3.13  | UE Paging Identity .....   | 222 |
| 9.2.3.14  | DL Forwarding .....  | 223 |
| 9.2.3.15  | Direct Forwarding Path Availability .....                            | 223 |
| 9.2.3.16  | TAI .....  | 223 |
| 9.2.3.17  | Relative MME Capacity .....  | 223 |
| 9.2.3.18  | UE S1AP ID pair .....  | 223 |



|           |   |     |
|-----------|---|-----|
| 9.2.3.19  | Overload Response.....  | 224 |
| 9.2.3.20  | Overload Action.....  | 224 |
| 9.2.3.21  | CS Fallback Indicator.....  | 224 |
| 9.2.3.22  | CN Domain .....   | 225 |
| 9.2.3.23  | RIM Transfer.....   | 225 |
| 9.2.3.24  | RIM Information .....   | 225 |
| 9.2.3.25  | RIM Routing Address .....   | 225 |
| 9.2.3.26  | SON Configuration Transfer .....                                  | 226 |
| 9.2.3.26a | EN-DC SON Configuration Transfer.....                             | 226 |
| 9.2.3.27  | SON Information.....  | 227 |
| 9.2.3.28  | SON Information Reply .....                                       | 228 |
| 9.2.3.29  | X2 TNL Configuration Info .....                                   | 228 |
| 9.2.3.30  | NAS Security Parameters from E-UTRAN.....                         | 229 |
| 9.2.3.31  | NAS Security Parameters to E-UTRAN .....                          | 229 |
| 9.2.3.32  | LPPa-PDU.....   | 229 |
| 9.2.3.33  | Routing ID.....   | 229 |
| 9.2.3.34  | Time Synchronisation Info.....                                    | 229 |
| 9.2.3.35  | Void.....   | 230 |
| 9.2.3.36  | Traffic Load Reduction Indication.....                            | 230 |
| 9.2.3.37  | Additional CS Fallback Indicator.....                             | 230 |
| 9.2.3.38  | Masked IMEISV .....   | 230 |
| 9.2.3.39  | SON Information Report.....                                       | 230 |
| 9.2.3.40  | RLF Report Information .....                                      | 231 |
| 9.2.3.41  | Muting Pattern Information.....                                   | 231 |
| 9.2.3.42  | Synchronisation Information.....                                  | 231 |
| 9.2.3.43  | Listening Subframe Pattern.....                                   | 232 |
| 9.2.3.44  | MME Group ID.....   | 232 |
| 9.2.3.45  | Additional GUTI.....  | 232 |
| 9.2.3.46  | Extended UE Identity Index Value .....                            | 232 |
| 9.2.3.47  | NB-IoT UE Identity Index Value.....                               | 233 |
| 9.2.3.48  | DL NAS PDU Delivey Request.....                                   | 233 |
| 9.2.3.49  | DL CP Security Information .....                                  | 233 |
| 9.2.3.50  | UL CP Security Information .....                                  | 233 |
| 9.2.3.51  | UE Capability Info Request .....                                  | 233 |
| 9.2.3.52  | 5GS TAI.....  | 233 |
| 9.2.3.53  | 5GS TAC .....   | 234 |
| 9.2.3.54  | End Indication.....   | 234 |
| 9.2.3.55  | Pending Data Indication .....                                     | 234 |
| 9.2.3.56  | LTE NTN TAI Information.....                                      | 234 |
| 9.3       | Message and Information Element Abstract Syntax (with ASN.1)..... | 235 |
| 9.3.0     | General.....  | 235 |
| 9.3.1     | Usage of private message mechanism for non-standard use.....      | 235 |
| 9.3.2     | Elementary Procedure Definitions .....                            | 236 |
| 9.3.3     | PDU Definitions .....   | 251 |
| 9.3.4     | Information Element Definitions .....                             | 314 |
| 9.3.5     | Common Definitions.....   | 378 |
| 9.3.6     | Constant Definitions .....  | 378 |
| 9.3.7     | Container Definitions.....  | 388 |
| 9.4       | Message Transfer Syntax .....                                     | 393 |
| 9.5       | Timers .....  | 393 |
| 10        | Handling of Unknown, Unforeseen and Erroneous Protocol Data ..... | 394 |
| 10.1      | General .....   | 394 |
| 10.2      | Transfer Syntax Error.....  | 394 |
| 10.3      | Abstract Syntax Error.....  | 394 |
| 10.3.1    | General.....  | 394 |
| 10.3.2    | Criticality Information .....                                     | 395 |
| 10.3.3    | Presence Information .....  | 395 |
| 10.3.4    | Not comprehended IE/IE group .....                                | 396 |
| 10.3.4.1  | Procedure Code .....  | 396 |
| 10.3.4.1A | Type of Message .....   | 396 |
| 10.3.4.2  | IEs other than the Procedure Code and Type of Message.....        | 396 |



|  |  |            |
|--|--|------------|
| 10.3.5   | Missing IE or IE group .....   | 397        |
| 10.3.6   | IEs or IE groups received in wrong order or with too many occurrences or erroneously present ..... | 398        |
| 10.4   | Logical Error .....  | 399        |
| 10.5   | Exceptions .....   | 399        |
| 10.6   | Handling of AP ID .....  | 400        |
| <b>Annex A (informative): S1AP Transparent containers content.....</b>             |  | <b>401</b> |
| <b>Annex B (normative): IEs for SON Transfer .....</b>                             |  | <b>402</b> |
| B.1  | Tabular definition .....   | 402        |
| B.1.1  | SON Transfer Application Identity .....  | 402        |
| B.1.2  | SON Transfer Request Container .....   | 402        |
| B.1.3  | SON Transfer Response Container .....  | 403        |
| B.1.4  | SON Transfer Cause.....  | 404        |
| B.1.5  | Cell Load Reporting Response.....  | 406        |
| B.1.6  | E-UTRAN Cell Load Reporting Response .....   | 407        |
| B.1.7  | Multi-Cell Load Reporting Request .....  | 407        |
| B.1.8  | IRAT Cell ID.....  | 407        |
| B.1.9  | Multi-Cell Load Reporting Response.....  | 408        |
| B.1.10   | Cell Load Reporting Cause .....  | 408        |
| B.1.11   | Event-Triggered Cell Load Reporting Request .....  | 409        |
| B.1.12   | Event-triggered Cell Load Reporting Response .....   | 409        |
| B.1.13   | HO Report .....  | 410        |
| B.1.14   | Cell Activation Request.....   | 410        |
| B.1.15   | Cell Activation Response .....   | 411        |
| B.1.16   | Cell State Indication .....  | 411        |
| B.1.17   | Failure Event Report .....   | 411        |
| B.1.18   | eHRPD Sector ID .....  | 412        |
| B.1.19   | eHRPD Sector Load Reporting Response .....   | 412        |
| B.1.20   | eHRPD Composite Available Capacity.....  | 412        |
| B.1.21   | eHRPD Sector Capacity Class Value .....  | 413        |
| B.1.22   | eHRPD Capacity Value.....  | 413        |
| B.1.23   | Candidate PCI .....  | 413        |
| B.2  | ASN.1 definition .....   | 413        |
| <b>Annex C (informative): Processing of Transparent Containers at the MME.....</b> |  | <b>419</b> |
| <b>Annex D (informative): Change history .....</b>                                 |  | <b>420</b> |
| History .....  |  | 429        |



---

# Foreword

This Technical Specification has been produced by the 3<sup>rd</sup> Generation Partnership Project (3GPP).

The contents of the present document are subject to continuing work within the TSG and may change following formal TSG approval. Should the TSG modify the contents of the present document, it will be re-released by the TSG with an identifying change of release date and an increase in version number as follows:

Version x.y.z

where:

- x the first digit
  - 1 presented to TSG for information;
  - 2 presented to TSG for approval;
  - 3 or greater indicates TSG approved document under change control.
- y the second digit is incremented for all changes of substance, i.e., technical enhancements, corrections, updates, etc.
- z the third digit is incremented when editorial only changes have been incorporated in the document.



---

# 1 Scope

The present document specifies the E-UTRAN radio network layer signalling protocol for the S1 interface. The S1 Application Protocol (S1AP) supports the functions of S1 interface by signalling procedures defined in this document. S1AP is developed in accordance to the general principles stated in TS 36.401 [2] and TS 36.410 [3].

---

# 2 References

The following documents contain provisions which, through reference in this text, constitute provisions of the present document.

- References are either specific (identified by date of publication, edition number, version number, etc.) or non-specific.
- For a specific reference, subsequent revisions do not apply.
- For a non-specific reference, the latest version applies. In the case of a reference to a 3GPP document (including a GSM document), a non-specific reference implicitly refers to the latest version of that document *in the same Release as the present document*.

- [1] 3GPP TR 21.905: "Vocabulary for 3GPP Specifications".
- [2] 3GPP TS 36.401: "E-UTRAN Architecture Description".
- [3] 3GPP TS 36.410: "S1 General Aspects and Principles".
- [4] ITU-T Recommendation X.691 (07/2002): "Information technology – ASN.1 encoding rules: Specification of Packed Encoding Rules (PER)".
- [5] ITU-T Recommendation X.680 (07/2002): "Information technology – Abstract Syntax Notation One (ASN.1): Specification of basic notation".
- [6] ITU-T Recommendation X.681 (07/2002): "Information technology – Abstract Syntax Notation One (ASN.1): Information object specification".
- [7] Void
- [8] 3GPP TS 23.402: "Architecture enhancements for non-3GPP accesses".
- [9] 3GPP TS 23.216: "Single Radio Voice Call Continuity (SRVCC)".
- [10] 3GPP TS 32.422: "Trace control and configuration management".
- [11] 3GPP TS 23.401: "General Packet Radio Service (GPRS) enhancements for E-UTRAN access".
- [12] 3GPP TS 36.414: "Evolved Universal Terrestrial Radio Access Network (E-UTRAN); S1 data transport".
- [13] 3GPP TS 23.203: "Policy and charging control architecture"
- [14] 3GPP TS 36.300: "Evolved Universal Terrestrial Radio Access (E-UTRA), Evolved Universal Terrestrial Radio Access Network (E-UTRAN); Overall description; Stage 2".
- [15] 3GPP TS 33.401: "Security architecture".
- [16] 3GPP TS 36.331: "Evolved Universal Terrestrial Radio Access (E-UTRAN); Radio Resource Control (RRC) Protocol Specification".
- [17] 3GPP TS 23.272: "Circuit Switched Fallback in Evolved Packet System; Stage 2".
- [18] 3GPP TS 48.018: "General Packet Radio Service (GPRS); BSS GPRS Protocol (BSSGP)".
- [19] 3GPP TS 25.413: "UTRAN Iu interface RANAP signalling".



- [20] 3GPP TS 36.304: "Evolved Universal Terrestrial Radio Access (E-UTRA), User Equipment (UE) procedures in idle mode".
- [21] 3GPP TS 23.003: "Technical Specification Group Core Network and Terminals; Numbering, addressing and identification".
- [22] 3GPP TS 36.423: "Evolved Universal Terrestrial Radio Access Network (E-UTRAN); X2 Application Protocol (X2AP)".
- [23] 3GPP TS 48.008: "Mobile Switching Centre-Base Station System (MSC-BSS) interface; Layer 3 specification".
- [24] 3GPP TS 24.301: "Non-Access Stratum (NAS) protocol for Evolved Packet System (EPS); Stage 3".
- [25] 3GPP2 A.S0008-C: "Interoperability Specification (IOS) for High Rate Packet Data (HRPD) Radio Access Network Interfaces with Session Control in the Access Network".
- [26] 3GPP TS 36.213: "Evolved Universal Terrestrial Radio Access (E-UTRA); Physical layer procedures".
- [27] 3GPP2 C.S0024-B: "cdma2000 High Rate Packet Data Air Interface Specification".
- [28] 3GPP TS 22.220: "Service requirements for Home Node Bs and Home eNode Bs".
- [29] 3GPP TS 23.041: "Technical realization of Cell Broadcast Service (CBS)".
- [30] 3GPP TS 48.016: "General Packet Radio Service (GPRS); Base Station System (BSS) - Serving GPRS Support Node (SGSN) interface; Network service".
- [31] 3GPP TS 37.320: "Universal Terrestrial Radio Access (UTRA) and Evolved Universal Terrestrial Radio Access (E-UTRA); Radio measurement collection for Minimization of Drive Tests (MDT); Overall description; Stage 2".
- [32] 3GPP TS 29.281: "General Packet Radio Service (GPRS); Tunnelling Protocol User Plane (GTPv1-U)".
- [33] 3GPP TS 24.008: "Mobile radio interface Layer 3 specification; Core network protocols; Stage 3".
- [34] 3GPP TS 36.455: "Evolved Universal Terrestrial Radio Access (E-UTRA); LTE Positioning Protocol A (LPPa)".
- [35] 3GPP TS 29.060: "GPRS Tunnelling Protocol (GTP) across the Gn and Gp interface".
- [36] 3GPP TS 29.274: "Evolved Packet System (EPS); Evolved General Packet Radio Service (GPRS) Tunnelling Protocol for Control plane (GTPv2-C); Stage 3".
- [37] 3GPP TS 23.139: "3GPP system – fixed broadband access network interworking".
- [38] 3GPP TS 23.007: "Technical Specification Group Core Network Terminals; Restoration procedures".
- [39] 3GPP TS 36.104: "Base Station (BS) radio transmission and reception".
- [40] 3GPP TR 25.921 (version.7.0.0): "Guidelines and principles for protocol description and error handling".
- [41] 3GPP TS 36.306: "User Equipment (UE) radio access capabilities".
- [42] IETF RFC 5905 (2010-06): "Network Time Protocol Version 4: Protocol and Algorithms Specification".
- [43] 3GPP TS 26.247: "Transparent end-to-end Packet-switched Streaming Service (PSS); Progressive Download and Dynamic Adaptive Streaming over HTTP (3GP-DASH)".
- [44] 3GPP TS 38.413: "NG Radio Access Network (NG-RAN); NG Application Protocol (NGAP)".



- [45] 3GPP TS 38.300: "NR; Overall description; Stage-2".
- [46] 3GPP TS 23.501: "System Architecture for the 5G System".
- [47] 3GPP TS 37.340: "NR; Multi-connectivity; Overall description; Stage-2".
- [48] 3GPP TS 33.501: "Security architecture and procedures for 5G System".
- [49] 3GPP TS 23.285: "Technical Specification Group Services and System Aspects; Architecture enhancements for V2X services".
- [50] 3GPP TS 38.331: "NR; Radio Resource Control (RRC); Protocol specification".
- [51] 3GPP TS 23.502: "Procedures for the 5G System; Stage 2".
- [52] 3GPP TS 38.401: "NG-RAN; Architecture description".



---

## 3 Definitions and abbreviations

### 3.1 Definitions

For the purposes of the present document, the terms and definitions given in TR 21.905 [1] and the following apply. A term defined in the present document takes precedence over the definition of the same term, if any, in TR 21.905 [1].

**ACL functionality:** A functionality controlling the access to network nodes. In case of Access Control Lists (ACL) functionality is applied in a network node the network node may only accept connections from other peer network nodes once the source addresses of the sending network node is already known in the target node.

**CSG Cell:** an E-UTRAN cell broadcasting a CSG indicator set to true and a CSG identity. This cell operates in Closed Access Mode as defined in TS 22.220 [28].

**DAPS Handover:** as defined in TS 36.300 [14].

**DCN-ID:** DCN identity identifies a specific dedicated core network (DCN).

**Dual Connectivity:** as defined in TS 36.300 [14].

**Elementary Procedure:** S1AP consists of Elementary Procedures (EPs). An Elementary Procedure is a unit of interaction between eNBs and the EPC. These Elementary Procedures are defined separately and are intended to be used to build up complete sequences in a flexible manner. If the independence between some EPs is restricted, it is described under the relevant EP description. Unless otherwise stated by the restrictions, the EPs may be invoked independently of each other as standalone procedures, which can be active in parallel. The usage of several S1AP EPs together or together with EPs from other interfaces is specified in stage 2 specifications (e.g., TS 23.401 [11] and TS 36.300 [14]).

An EP consists of an initiating message and possibly a response message. Two kinds of EPs are used:

- **Class 1:** Elementary Procedures with response (success and/or failure).
- **Class 2:** Elementary Procedures without response.

For Class 1 EPs, the types of responses can be as follows:

Successful:

- A signalling message explicitly indicates that the elementary procedure successfully completed with the receipt of the response.

Unsuccessful:

- A signalling message explicitly indicates that the EP failed.
- On time supervision expiry (i.e., absence of expected response).

Successful and Unsuccessful:

- One signalling message reports both successful and unsuccessful outcome for the different included requests. The response message used is the one defined for successful outcome.

Class 2 EPs are considered always successful.

**eNB UE S1AP ID:** as defined in TS 36.401 [2].

**Hybrid Cell:** an E-UTRAN cell broadcasting a CSG indicator set to false and a CSG identity. This cell operates in Hybrid Access Mode as defined in TS 22.220 [28].

**MME UE S1AP ID:** as defined in TS 36.401 [2].

**E-RAB:** as defined in TS 36.401 [2].



NOTE 1: The E-RAB is either a default E-RAB or a dedicated E-RAB.

**E-RAB ID:** the E-RAB ID uniquely identifies an E-RAB for one UE.

NOTE 2: The E-RAB ID remains unique for the UE even if the UE-associated logical S1-connection is released during periods of user inactivity.

**Data Radio Bearer:** the Data Radio bearer transports the packets of an E-RAB between a UE and an eNB. There is a one-to-one mapping between the E-RAB and the Data Radio Bearer.

**Secondary Cell Group:** as defined in TS 36.300 [14].

**UE-associated signalling:** When S1-AP messages associated to one UE uses the UE-associated logical S1-connection for association of the message to the UE in eNB and EPC.

**UE-associated logical S1-connection:** The UE-associated logical S1-connection uses the identities *MME UE S1AP ID* and *eNB UE S1AP ID* according to definition in TS 23.401 [11]. For a received UE associated S1-AP message the MME identifies the associated UE based on the *MME UE S1AP ID* IE and the eNB identifies the associated UE based on the *eNB UE S1AP ID* IE. The UE-associated logical S1-connection may exist before the S1 UE context is setup in eNB.

## 3.2 Abbreviations

For the purposes of the present document, the abbreviations given in TR 21.905 [1] and the following apply. An abbreviation defined in the present document takes precedence over the definition of the same abbreviation, if any, in TR 21.905 [1].

|         |   |
|---------|---|
| ACL     | Access Control List   |
| ARPI    | Additional RRM Policy Index   |
| BBF     | Broadband Forum   |
| CCO     | Cell Change Order   |
| CDMA    | Code Division Multiple Access   |
| CID     | Cell-ID (positioning method)  |
| CIoT    | Cellular Internet of Things   |
| CS      | Circuit Switched  |
| CSG     | Closed Subscriber Group   |
| CN      | Core Network  |
| DAPS    | Dual Active Protocol Stacks   |
| DCN     | Dedicated Core Network  |
| DL      | Downlink  |
| eAN     | evolved Access Network  |
| ECGI    | E-UTRAN Cell Global Identifier  |
| E-CID   | Enhanced Cell-ID (positioning method)                                       |
| eHRPD   | evolved High Rate Packet Data   |
| eNB     | E-UTRAN NodeB   |
| EN-DC   | E-UTRA-NR Dual Connectivity   |
| EP      | Elementary Procedure  |
| EPC     | Evolved Packet Core   |
| EPS     | Evolved Packet System   |
| E-RAB   | E-UTRAN Radio Access Bearer   |
| E-SMLC  | Evolved Serving Mobile Location Centre                                      |
| E-UTRAN | Evolved UTRAN   |
| GBR     | Guaranteed Bit Rate   |
| GNSS    | Global Navigation Satellite System  |
| GUMMEI  | Globally Unique MME Identifier  |
| GTP     | GPRS Tunnelling Protocol  |
| HFN     | Hyper Frame Number  |
| HRPD    | High Rate Packet Data   |
| IAB     | Integrated Access and Backhaul  |
| IE      | Information Element   |
| IMEISV  | International Mobile station Equipment Identity and Software Version number |
| IoT     | Internet of Things  |



|          |   |
|----------|---|
| LAA      | Licensed-Assisted Access  |
| L-GW     | Local GateWay   |
| LHN      | Local Home Network  |
| LHN ID   | Local Home Network ID   |
| LIPA     | Local IP Access   |
| LPPa     | LTE Positioning Protocol Annex                                  |
| LWA      | LTE-WLAN Aggregation  |
| LWIP     | LTE WLAN Radio Level Integration with IPsec Tunnel              |
| MBSFN    | Multimedia Broadcast multicast service Single Frequency Network |
| MDT      | Minimization of Drive Tests                                     |
| MME      | Mobility Management Entity                                      |
| MTSI     | Multimedia Telephony Service for IMS                            |
| NAS      | Non Access Stratum  |
| NB-IoT   | Narrowband IoT  |
| NNSF     | NAS Node Selection Function                                     |
| NTN      | Non Terrestrial Networks  |
| OTDOA    | Observed Time Difference of Arrival                             |
| PDCP     | Packet Data Convergence Protocol                                |
| PLMN     | Public Land Mobile Network                                      |
| ProSe    | Proximity Services  |
| PS       | Packet Switched   |
| PSCell   | Primary SCell   |
| PWS      | Public Warning System   |
| RACS     | Radio Capability Signalling optimization                        |
| RRC      | Radio Resource Control  |
| RIM      | RAN Information Management                                      |
| QMC      | QoE Measurement Collection                                      |
| QoE      | Quality of Experience   |
| SCTP     | Stream Control Transmission Protocol                            |
| SCG      | Secondary Cell Group  |
| S-GW     | Serving GateWay   |
| SN       | Sequence Number   |
| SIPTO    | Selected IP Traffic Offload                                     |
| SIPTO@LN | Selected IP Traffic Offload at the Local Network                |
| SSID     | Service Set Identifier  |
| S-TMSI   | S-Temporary Mobile Subscriber Identity                          |
| SUL      | Supplementary Uplink  |
| TAC      | Tracking Area Code  |
| TAI      | Tracking Area Identity  |
| TEID     | Tunnel Endpoint Identifier                                      |
| UE       | User Equipment  |
| UE-AMBR  | UE-Aggregate Maximum Bitrate                                    |
| UL       | Uplink  |
| UTDOA    | Uplink Time Difference of Arrival                               |
| V2X      | Vehicle-to-Everything   |
| WUS      | Wake Up Signal  |

---

## 4 General

### 4.1 Procedure Specification Principles

The principle for specifying the procedure logic is to specify the functional behaviour of the terminating node exactly and completely. Any rule that specifies the behaviour of the originating node shall be possible to be verified with information that is visible within the system.

The following specification principles have been applied for the procedure text in clause 8:

- The procedure text discriminates between:
  - 1) Functionality which “shall” be executed



The procedure text indicates that the receiving node “shall” perform a certain function Y under a certain condition. If the receiving node supports procedure X but cannot perform functionality Y requested in the REQUEST message of a Class 1 EP, the receiving node shall respond with the message used to report unsuccessful outcome for this procedure, containing an appropriate cause value.

2) Functionality which “shall, if supported” be executed

The procedure text indicates that the receiving node “shall, if supported,” perform a certain function Y under a certain condition. If the receiving node supports procedure X, but does not support functionality Y, the receiving node shall proceed with the execution of the EP, possibly informing the requesting node about the not supported functionality.

- Any required inclusion of an optional IE in a response message is explicitly indicated in the procedure text. If the procedure text does not explicitly indicate that an optional IE shall be included in a response message, the optional IE shall not be included. For requirements on including *Criticality Diagnostics* IE, see clause 10.

## 4.2 Forwards and Backwards Compatibility

The forwards and backwards compatibility of the protocol is assured by mechanism where all current and future messages, and IEs or groups of related IEs, include ID and criticality fields that are coded in a standard format that will not be changed in the future. These parts can always be decoded regardless of the standard version.

## 4.3 Specification Notations

For the purposes of the present document, the following notations apply:

|                |   |
|----------------|---|
| Procedure      | When referring to an elementary procedure in the specification the Procedure Name is written with the first letters in each word in upper case characters followed by the word “procedure”, e.g., E-RAB procedure.  |
| Message        | When referring to a message in the specification the MESSAGE NAME is written with all letters in upper case characters followed by the word “message”, e.g., MESSAGE NAME message.  |
| IE             | When referring to an information element (IE) in the specification the <i>Information Element Name</i> is written with the first letters in each word in upper case characters and all letters in Italic font followed by the abbreviation “IE”, e.g., <i>Information Element</i> IE. |
| Value of an IE | When referring to the value of an information element (IE) in the specification the “Value” is written as it is specified in subclause 9.2 enclosed by quotation marks, e.g., “Value”.  |



---

## 5 S1AP Services

S1AP provides the signalling service between E-UTRAN and the evolved packet core (EPC) that is required to fulfil the S1AP functions described in clause 7. S1AP services are divided into two groups:

- Non UE-associated services: They are related to the whole S1 interface instance between the eNB and MME utilising a non UE-associated signalling connection.
- UE-associated services: They are related to one UE. S1AP functions that provide these services are associated with a UE-associated signalling connection that is maintained for the UE in question.



---

## 6 Services Expected from Signalling Transport

The signalling connection shall provide in sequence delivery of S1AP messages. S1AP shall be notified if the signalling connection breaks.



## 7 Functions of S1AP

The S1AP protocol has the following functions:

- E-RAB management function: This overall functionality is responsible for setting up, modifying and releasing E-RABs, which are triggered by the MME. The release and modification of E-RABs may be triggered by the eNB as well.
- Initial Context Transfer function: This functionality is used to establish an S1UE context in the eNB, to setup the default IP connectivity, to setup one or more E-RAB(s) if requested by the MME, and to transfer NAS signalling related information to the eNB if needed.
- UE Capability Info Indication function: This functionality is used to provide the UE Capability Info when received from the UE to the MME.
- Mobility Functions for UEs in LTE\_ACTIVE in order to enable
  - a change of eNBs within SAE/LTE (Inter MME/Serving SAE-GW Handovers) via the S1 interface (with EPC involvement).
  - a change of RAN nodes between different RATs (Inter-3GPP-RAT Handovers) via the S1 interface (with EPC involvement).
- Paging: This functionality provides the EPC with the capability to page the UE.
- S1 interface management functions comprise the:
  - Reset functionality to ensure a well defined initialisation on the S1 interface.
  - Error Indication functionality to allow a proper error reporting/handling in cases where no failure messages are defined.
  - Overload function to indicate the load situation in the control plane of the S1 interface.
  - Load balancing function to ensure equally loaded MMEs within an MME pool area
  - S1 Setup functionality for initial S1 interface setup for providing configuration information
  - eNB and MME Configuration Update functions are to update application level configuration data needed for the eNB and MME to interoperate correctly on the S1 interface.
- NAS Signalling transport function between the UE and the MME is used:
  - to transfer and reroute NAS signalling related information and to establish the S1 UE context in the eNB.
  - to transfer NAS signalling related information when the S1 UE context in the eNB is already established.
- S1 UE context Release function: This functionality is responsible to manage the release of UE specific context in the eNB and the MME.
- UE Context Modification function: This functionality allows to modify the established UE Context partly.
- UE Context Resumption function: This functionality allows keeping the UE Context in the eNB for a UE in RRC\_IDLE that has been enabled to use User Plane EPS Optimization (see TS 23.401 [11]) and to resume the RRC connection without the need to re-establish the UE Context.
- Status Transfer: This functionality transfers PDCP SN Status information from source eNB to target eNB in support of in-sequence delivery and duplication avoidance for intra LTE handover.
- Trace function: This functionality is to control a trace session recording for a UE in ECM\_CONNECTED or to control an MDT session transferring MDT measurements collected by the UE.
- Location Reporting: This functionality allows MME to be aware of the UE's current location.
- LPPa Signalling transport: This functionality transfers LPPa messages between eNB and E-SMLC over the S1 interface.



- S1 CDMA2000 Tunnelling function: This functionality is to carry CDMA2000 signalling between UE and CDMA2000 RAT over the S1 Interface.
- Warning message transmission function:  
This functionality provides the means to start and overwrite the broadcasting of warning message.
- RAN Information Management (RIM) function: This functionality allows the request and transfer of RAN information (e.g., GERAN system information) between two RAN nodes via the core network.
- Configuration Transfer function: This functionality allows the request and transfer of RAN configuration information (e.g., SON information) between two RAN nodes via the core network.
- UE Radio Capability Match function. The functionality enables the eNB to derive and provide an indication to the MME whether the UE radio capabilities are compatible with the network configuration for voice continuity.
- PWS Restart Indication function. The functionality enables the eNB to inform the MME that PWS information for some or all cells of the eNB are available for reloading from the CBC if needed.
- PWS Failure Indication function. The functionality enables the eNB to inform the MME that ongoing PWS operation for one or more cells of the eNB has failed.
- Connection Establishment Indication function. The functionality enables the MME to complete the establishment of the UE-associated logical S1-connection.
- Retrieve UE Information function. The functionality enables the eNB to request UE information from the MME.
- UE Information Transfer function. The functionality enables the MME to transfer UE information to the eNB.
- CP Relocation function. The functionality enables the initiation of the UE-associated logical S1-connection for a NB-IOT UE using Control Plane CIoT EPS Optimisation following a re-establishment request.
- Report of Secondary RAT data volumes function. The functionality enables the eNB to report Secondary RAT data usage information in case of EN-DC as specified in TS 23.401 [11].
- QMC function. The functionality enables the eNB to collect QoE measurements from the UE.



## 8 S1AP Procedures

### 8.1 List of S1AP Elementary procedures

In the following tables, all EPs are divided into Class 1 and Class 2 EPs (see subclause 3.1 for explanation of the different classes):

**Table 1: Class 1 procedures**

| Elementary Procedure               | Initiating Message                     | Successful Outcome                      | Unsuccessful Outcome             |
|------------------------------------|--|---|----------------------------------|
|                                    |  | Response message                        | Response message                 |
| Handover Preparation               | HANDOVER REQUIRED                      | HANDOVER COMMAND                        | HANDOVER PREPARATION FAILURE     |
| Handover Resource Allocation       | HANDOVER REQUEST                       | HANDOVER REQUEST ACKNOWLEDGE            | HANDOVER FAILURE                 |
| Path Switch Request                | PATH SWITCH REQUEST                    | PATH SWITCH REQUEST ACKNOWLEDGE         | PATH SWITCH REQUEST FAILURE      |
| Handover Cancellation              | HANDOVER CANCEL                        | HANDOVER CANCEL ACKNOWLEDGE             |                                  |
| E-RAB Setup                        | E-RAB SETUP REQUEST                    | E-RAB SETUP RESPONSE                    |                                  |
| E-RAB Modify                       | E-RAB MODIFY REQUEST                   | E-RAB MODIFY RESPONSE                   |                                  |
| E-RAB Modification Indication      | E-RAB MODIFICATION INDICATION          | E-RAB MODIFICATION CONFIRM              |                                  |
| E-RAB Release                      | E-RAB RELEASE COMMAND                  | E-RAB RELEASE RESPONSE                  |                                  |
| Initial Context Setup              | INITIAL CONTEXT SETUP REQUEST          | INITIAL CONTEXT SETUP RESPONSE          | INITIAL CONTEXT SETUP FAILURE    |
| Reset                              | RESET                                  | RESET ACKNOWLEDGE                       |                                  |
| S1 Setup                           | S1 SETUP REQUEST                       | S1 SETUP RESPONSE                       | S1 SETUP FAILURE                 |
| UE Context Release                 | UE CONTEXT RELEASE COMMAND             | UE CONTEXT RELEASE COMPLETE             |                                  |
| UE Context Modification            | UE CONTEXT MODIFICATION REQUEST        | UE CONTEXT MODIFICATION RESPONSE        | UE CONTEXT MODIFICATION FAILURE  |
| eNB Configuration Update           | ENB CONFIGURATION UPDATE               | ENB CONFIGURATION UPDATE ACKNOWLEDGE    | ENB CONFIGURATION UPDATE FAILURE |
| MME Configuration Update           | MME CONFIGURATION UPDATE               | MME CONFIGURATION UPDATE ACKNOWLEDGE    | MME CONFIGURATION UPDATE FAILURE |
| Write-Replace Warning              | WRITE-REPLACE WARNING REQUEST          | WRITE-REPLACE WARNING RESPONSE          |                                  |
| Kill                               | KILL REQUEST                           | KILL RESPONSE                           |                                  |
| UE Radio Capability Match          | UE RADIO CAPABILITY MATCH REQUEST      | UE RADIO CAPABILITY MATCH RESPONSE      |                                  |
| UE Context Modification Indication | UE CONTEXT MODIFICATION INDICATION     | UE CONTEXT MODIFICATION CONFIRM         |                                  |
| UE Context Suspend                 | UE CONTEXT SUSPEND REQUEST             | UE CONTEXT SUSPEND RESPONSE             |                                  |
| UE Context Resume                  | UE CONTEXT RESUME REQUEST              | UE CONTEXT RESUME RESPONSE              | UE CONTEXT RESUME FAILURE        |
| UE Radio Capability ID Mapping     | UE RADIO CAPABILITY ID MAPPING REQUEST | UE RADIO CAPABILITY ID MAPPING RESPONSE |                                  |



**Table 2: Class 2 procedures**

| <b>Elementary Procedure</b>               | <b>Message</b>                            |
|---|---|
| Handover Notification                     | HANDOVER NOTIFY                           |
| E-RAB Release Indication                  | E-RAB RELEASE INDICATION                  |
| Paging                                    | PAGING                                    |
| Initial UE Message                        | INITIAL UE MESSAGE                        |
| Downlink NAS Transport                    | DOWNLINK NAS TRANSPORT                    |
| Uplink NAS Transport                      | UPLINK NAS TRANSPORT                      |
| NAS non delivery indication               | NAS NON DELIVERY INDICATION               |
| Error Indication                          | ERROR INDICATION                          |
| UE Context Release Request                | UE CONTEXT RELEASE REQUEST                |
| DownlinkS1 CDMA2000 Tunnelling            | DOWNLINK S1 CDMA2000 TUNNELLING           |
| Uplink S1 CDMA2000 Tunnelling             | UPLINK S1 CDMA2000 TUNNELLING             |
| UE Capability Info Indication             | UE CAPABILITY INFO INDICATION             |
| eNB Status Transfer                       | eNB STATUS TRANSFER                       |
| MME Status Transfer                       | MME STATUS TRANSFER                       |
| Deactivate Trace                          | DEACTIVATE TRACE                          |
| Trace Start                               | TRACE START                               |
| Trace Failure Indication                  | TRACE FAILURE INDICATION                  |
| Location Reporting Control                | LOCATION REPORTING CONTROL                |
| Location Reporting Failure Indication     | LOCATION REPORTING FAILURE INDICATION     |
| Location Report                           | LOCATION REPORT                           |
| Overload Start                            | OVERLOAD START                            |
| Overload Stop                             | OVERLOAD STOP                             |
| eNB Direct Information Transfer           | eNB DIRECT INFORMATION TRANSFER           |
| MME Direct Information Transfer           | MME DIRECT INFORMATION TRANSFER           |
| eNB Configuration Transfer                | eNB CONFIGURATION TRANSFER                |
| MME Configuration Transfer                | MME CONFIGURATION TRANSFER                |
| Cell Traffic Trace                        | CELL TRAFFIC TRACE                        |
| Downlink UE Associated LPPa Transport     | DOWNLINK UE ASSOCIATED LPPa TRANSPORT     |
| Uplink UE Associated LPPa Transport       | UPLINK UE ASSOCIATED LPPa TRANSPORT       |
| Downlink Non UE Associated LPPa Transport | DOWNLINK NON UE ASSOCIATED LPPa TRANSPORT |
| Uplink Non UE Associated LPPa Transport   | UPLINK NON UE ASSOCIATED LPPa TRANSPORT   |
| PWS Restart Indication                    | PWS RESTART INDICATION                    |
| Reroute NAS Request                       | REROUTE NAS REQUEST                       |
| PWS Failure Indication                    | PWS FAILURE INDICATION                    |
| Connection Establishment Indication       | CONNECTION ESTABLISHMENT INDICATION       |
| NAS Delivery Indication                   | NAS DELIVERY INDICATION                   |
| Retrieve UE Information                   | RETRIEVE UE INFORMATION                   |
| UE Information Transfer                   | UE INFORMATION TRANSFER                   |
| eNB CP Relocation Indication              | eNB CP RELOCATION INDICATION              |
| MME CP Relocation Indication              | MME CP RELOCATION INDICATION              |
| Secondary RAT Data Usage Report           | SECONDARY RAT DATA USAGE REPORT           |
| Handover Success                          | HANDOVER SUCCESS                          |
| eNB Early Status Transfer                 | eNB EARLY STATUS TRANSFER                 |
| MME Early Status Transfer                 | MME EARLY STATUS TRANSFER                 |

The following applies concerning interference between Elementary Procedures:

- The Reset procedure takes precedence over all other EPs.



- The UE Context Release procedure takes precedence over all other EPs that are using the UE-associated signalling.

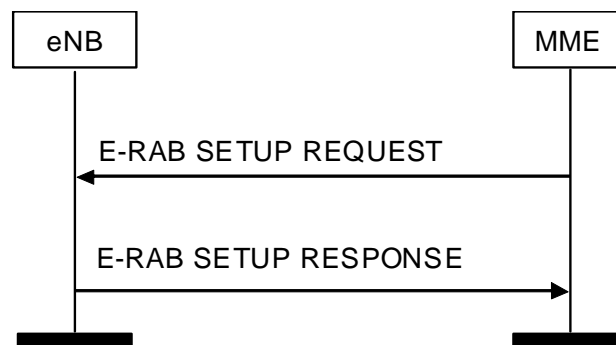
## 8.2 E-RAB Management procedures

### 8.2.1 E-RAB Setup

#### 8.2.1.1 General

The purpose of the E-RAB Setup procedure is to assign resources on Uu and S1 for one or several E-RABs and to setup corresponding Data Radio Bearers for a given UE. The procedure uses UE-associated signalling.

#### 8.2.1.2 Successful Operation



**Figure 8.2.1.2-1: E-RAB Setup procedure. Successful operation.**

The MME initiates the procedure by sending an E-RAB SETUP REQUEST message to the eNB.

- The E-RAB SETUP REQUEST message shall contain the information required by the eNB to build the E-RAB configuration consisting of at least one E-RAB and for each E-RAB to setup include an *E-RAB to be Setup Item* IE.

Upon reception of the E-RAB SETUP REQUEST message, and if resources are available for the requested configuration, the eNB shall execute the requested E-RAB configuration. For each E-RAB and based on the *E-RAB level QoS parameters* IE the eNB shall establish a Data Radio Bearer and allocate the required resources on Uu. The eNB shall pass the *NAS-PDU* IE and the value contained in the *E-RAB ID* IE received for the E-RAB for each established Data Radio Bearer to the UE. The eNB does not send the NAS PDUs associated to the failed Data radio bearers to the UE. The eNB shall allocate the required resources on S1 for the E-RABs requested to be established.

If the *Correlation ID* IE is included in the E-RAB SETUP REQUEST message towards the eNB with L-GW function for LIPA operation, then the eNB shall use this information for LIPA operation for the concerned E-RAB.

If the *SIPTO Correlation ID* IE is included in the E-RAB SETUP REQUEST message towards the eNB with L-GW function for SIPTO@LN operation, then the eNB shall use this information for SIPTO@LN operation for the concerned E-RAB.

If the *Bearer Type* IE is included in the E-RAB SETUP REQUEST message and is set to "non IP", then the eNB shall not perform IP header compression for the concerned E-RAB.

If the *Ethernet Type* IE is included in the E-RAB SETUP REQUEST message and is set to "True", then the eNB shall, if supported, take this into account to perform header compression appropriately for the concerned E-RAB.

For each E-RAB for which the *Security Indication* IE is included in the *E-RAB To Be Setup Item IEs* IE of the E-RAB SETUP REQUEST message:

- if the *Integrity Protection Indication* IE is set to "required", then the eNB shall, if supported by the eNB and the UE, perform user plane integrity protection for the concerned E-RAB as specified in TS 33.401 [15], and otherwise it shall reject the establishment of the concerned E-RAB with an appropriate cause value.



- if the *Integrity Protection Indication* IE is set to "preferred", then the eNB should, if supported by the eNB and the UE, perform user plane integrity protection for the concerned E-RAB as specified in TS 33.401 [15].
- if the *Integrity Protection Indication* IE is set to "not needed", then the eNB shall not perform user plane integrity protection for the concerned E-RAB.

The E-RAB SETUP REQUEST message may contain

- the UE Aggregate Maximum Bit Rate IE.

If the *UE Aggregate Maximum Bit Rate* IE is included in the E-RAB SETUP REQUEST the eNB shall

- replace the previously provided UE Aggregate Maximum Bit Rate by the received UE Aggregate Maximum Bit Rate in the UE context;
- use the received UE Aggregate Maximum Bit Rate for non-GBR Bearers for the concerned UE.

If the *UE Aggregate Maximum Bit Rate* IE is not contained in the E-RAB SETUP REQUEST message, the eNB shall use the previously provided UE Aggregate Maximum Bit Rate which is stored in the UE context.

The eNB shall establish or modify the resources according to the values of the *Allocation and Retention Priority* IE (priority level and pre-emption indicators) and the resource situation as follows:

- The eNB shall consider the priority level of the requested E-RAB, when deciding on the resource allocation.
- The priority levels and the pre-emption indicators may (individually or in combination) be used to determine whether the E-RAB setup has to be performed unconditionally and immediately. If the requested E-RAB is marked as "may trigger pre-emption" and the resource situation requires so, the eNB may trigger the pre-emption procedure which may then cause the forced release of a lower priority E-RAB which is marked as "pre-emptable". Whilst the process and the extent of the pre-emption procedure are operator-dependent, the pre-emption indicators shall be treated as follows:
  1. The values of the last received *Pre-emption Vulnerability* IE and *Priority Level* IE shall prevail.
  2. If the *Pre-emption Capability* IE is set to "may trigger pre-emption", then this allocation request may trigger the pre-emption procedure.
  3. If the *Pre-emption Capability* IE is set to "shall not trigger pre-emption", then this allocation request shall not trigger the pre-emption procedure.
  4. If the *Pre-emption Vulnerability* IE is set to "pre-emptable", then this E-RAB shall be included in the pre-emption process.
  5. If the *Pre-emption Vulnerability* IE is set to "not pre-emptable", then this E-RAB shall not be included in the pre-emption process.
  6. If the *Priority Level* IE is set to "no priority" the given values for the *Pre-emption Capability* IE and *Pre-emption Vulnerability* IE shall not be considered. Instead the values "shall not trigger pre-emption" and "not pre-emptable" shall prevail.
- The E-UTRAN pre-emption process shall keep the following rules:
  1. E-UTRAN shall only pre-empt E-RABs with lower priority, in ascending order of priority.
  2. The pre-emption may be done for E-RABs belonging to the same UE or to other UEs.

The eNB shall report to the MME, in the E-RAB SETUP RESPONSE message, the result for all the requested E-RABs.

- A list of E-RABs which are successfully established shall be included in the *E-RAB Setup List* IE.
- A list of E-RABs which failed to be established, if any, shall be included in the *E-RAB Failed to Setup List* IE.

In case of the establishment of an E-RAB the EPC must be prepared to receive user data before the E-RAB SETUP RESPONSE message has been received.



When the eNB reports unsuccessful establishment of an E-RAB, the cause value should be precise enough to enable the MME to know the reason for an unsuccessful establishment, e.g., “Radio resources not available”, “Failure in the Radio Interface Procedure”.

The eNB shall, if supported, report in the E-RAB SETUP RESPONSE message location information of the UE in the *User Location Information* IE.

If the *User Location Information* IE is included in the E-RAB SETUP RESPONSE message, the MME shall handle this information as specified in TS 23.401 [11].

#### **Interactions with Handover Preparation procedure:**

If a handover becomes necessary during E-RAB Setup, the eNB may interrupt the ongoing E-RAB Setup procedure and initiate the Handover Preparation procedure as follows:

1. The eNB shall send the E-RAB SETUP RESPONSE message in which the eNB shall indicate, if necessary
  - all the E-RABs fail with an appropriate cause value, e.g., “S1 intra system Handover triggered”, “S1 inter system Handover triggered” or “X2 Handover triggered”.
2. The eNB shall trigger the handover procedure.

### **8.2.1.3 Unsuccessful Operation**

The unsuccessful operation is specified in the successful operation section.

### **8.2.1.4 Abnormal Conditions**

If the eNB receives a E-RAB SETUP REQUEST message containing a *E-RAB Level QoS Parameters* IE which contains a *QCI* IE indicating a GBR bearer (as defined in TS 23.203 [13]), and which does not contain the *GBR QoS Information* IE, the eNB shall consider the establishment of the corresponding E-RAB as failed.

If the eNB receives an E-RAB SETUP REQUEST message containing several *E-RAB ID* IEs (in the *E-RAB To Be Setup List* IE) set to the same value, the eNB shall report the establishment of the corresponding E-RABs as failed in the E-RAB SETUP RESPONSE with the appropriate cause value, e.g., “Multiple E-RAB ID instances”.

If the eNB receives an E-RAB SETUP REQUEST message containing a *E-RAB ID* IE (in the *E-RAB To Be Setup List* IE) set to the value that identifies an active E-RAB (established before the E-RAB SETUP REQUEST message was received), the eNB shall report the establishment of the new E-RAB as failed in the E-RAB SETUP RESPONSE with the appropriate cause value, e.g., “Multiple E-RAB ID instances”.

If the eNB receives an E-RAB SETUP REQUEST message containing both the *Correlation ID* and the *SIPTO Correlation ID* IEs for the same E-RAB, the eNB shall consider the establishment of the corresponding E-RAB as failed.

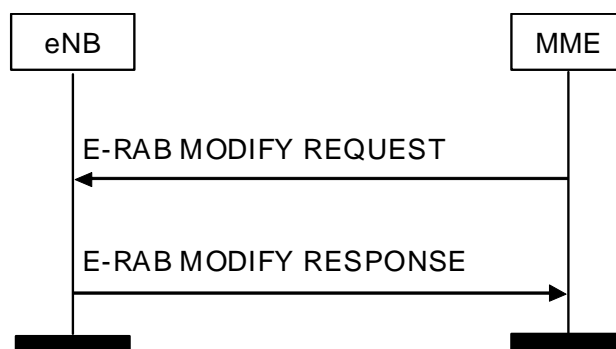
## **8.2.2 E-RAB Modify**

### **8.2.2.1 General**

The purpose of the E-RAB Modify procedure is to enable modifications of already established E-RABs for a given UE. The procedure uses UE-associated signalling.



### 8.2.2.2 Successful Operation



**Figure 8.2.2.2-1: E-RAB Modify procedure. Successful operation.**

The MME initiates the procedure by sending an E-RAB MODIFY REQUEST message to the eNB.

- The E-RAB MODIFY REQUEST message shall contain the information required by the eNB to modify one or several E-RABs of the existing E-RAB configuration.

Information shall be present in the E-RAB MODIFY REQUEST message only when any previously set value for the E-RAB configuration is requested to be modified.

Upon reception of the E-RAB MODIFY REQUEST message, and if resources are available for the requested target configuration, the eNB shall execute the modification of the requested E-RAB configuration. For each E-RAB that shall be modified and for which the *Transport Information* IE is not included and based on the new *E-RAB level QoS parameters* IE the eNB shall modify the Data Radio Bearer configuration and change allocation of resources on Uu according to the new resource request. The eNB shall pass the *NAS-PDU* IE received for the E-RAB to the UE when modifying the Data Radio Bearer configuration. The eNB does not send the NAS PDUs associated to the failed Data radio bearers to the UE. The eNB shall change allocation of resources on S1 according to the new resource request.

If the E-UTRAN failed to modify an E-RAB the E-UTRAN shall keep the E-RAB configuration as it was configured prior the E-RAB MODIFY REQUEST.

The E-RAB MODIFY REQUEST message may contain the

- the *UE Aggregate Maximum Bit Rate* IE,
- the *Secondary RAT Data Usage Request* IE.

If the *UE Aggregate Maximum Bit Rate* IE is included in the E-RAB MODIFY REQUEST, the eNB shall

- replace the previously provided UE Aggregate Maximum Bit Rate by the received UE Aggregate Maximum Bit Rate in the UE context;
- use the received UE Aggregate Maximum Bit Rate for non-GBR Bearers for the concerned UE.

If the *UE Aggregate Maximum Bit Rate* IE is not contained in the E-RAB MODIFY REQUEST message, the eNB shall use the previously provided UE Aggregate Maximum Bit Rate which is stored in the UE context.

The modification of resources according to the values of the *Allocation and Retention Priority* IE shall follow the principles described for the E-RAB Setup procedure.

If the *Transport Information* IE is included in the E-RAB MODIFY REQUEST message, the eNB shall use the included information as the new S-GW address and uplink packet destination for the relevant E-RAB as defined in TS 23.401 [11], and it shall ignore the *E-RAB Level QoS Parameters* and *NAS-PDU* IEs for the same E-RAB.

The eNB shall report to the MME, in the E-RAB MODIFY RESPONSE message, the result for all the requested E-RABs to be modified.

- A list of E-RABs which are successfully modified shall be included in the *E-RAB Modify List* IE.
- A list of E-RABs which failed to be modified, if any, shall be included in the *E-RAB Failed to Modify List* IE.



When the eNB reports unsuccessful modification of an E-RAB, the cause value should be precise enough to enable the MME to know the reason for an unsuccessful modification, e.g., “Radio resources not available”, “Failure in the Radio Interface Procedure”.

In case of a modification of an E-RAB the EPC must be prepared to receive user data according to the modified E-RAB profile prior to the E-RAB MODIFY RESPONSE message.

If the *Secondary RAT Data Usage Request* IE set to "requested" was included in the E-RAB MODIFY REQUEST message, and the eNB supports EN-DC, LAA, LWA or LWIP and has secondary RAT usage data to report, then the *Secondary RAT Usage Report List* IE shall be included in the E-RAB MODIFY RESPONSE message.

The eNB shall, if supported, report in the E-RAB MODIFY RESPONSE message location information of the UE in the *User Location Information* IE.

If the *User Location Information* IE is included in the E-RAB MODIFY RESPONSE message, the MME shall handle this information as specified in TS 23.401 [11].

#### **Interactions with Handover Preparation procedure:**

If a handover becomes necessary during E-RAB modify, the eNB may interrupt the ongoing E-RAB Modify procedure and initiate the Handover Preparation procedure as follows:

1. The eNB shall send the E-RAB MODIFY RESPONSE message in which the eNB shall indicate, if necessary
  - all the E-RABs fail with an appropriate cause value, e.g., “S1 intra system Handover triggered”, “S1 inter system Handover triggered” or “X2 Handover triggered”.
2. The eNB shall trigger the handover procedure.

### **8.2.2.3 Unsuccessful Operation**

The unsuccessful operation is specified in the successful operation section.

### **8.2.2.4 Abnormal Conditions**

If the eNB receives a E-RAB MODIFY REQUEST message containing a *E-RAB Level QoS Parameters* IE which contains a *QCI* IE indicating a GBR bearer (as defined in TS 23.203 [13]) for a E-RAB previously configured as a non-GBR bearer (as defined in TS 23.203 [13]), and which does not contain the *GBR QoS Information* IE, the eNB shall consider the modification of the corresponding E-RAB as failed.

If the eNB receives an E-RAB MODIFY REQUEST message containing several *E-RAB ID* IEs (in the *E-RAB to be Modified List* IE) set to the same value, the eNB shall report the modification of the corresponding E-RABs as failed in the E-RAB MODIFY RESPONSE with the appropriate cause value, e.g., “Multiple E-RAB ID instances”.

If the eNB receives an E-RAB MODIFY REQUEST message containing some *E-RAB ID* IEs that eNB does not recognize, the eNB shall report the corresponding invalid E-RABs as failed in the E-RAB MODIFY RESPONSE with the appropriate cause value, e.g., “Unknown E-RAB ID”.

## **8.2.3 E-RAB Release**

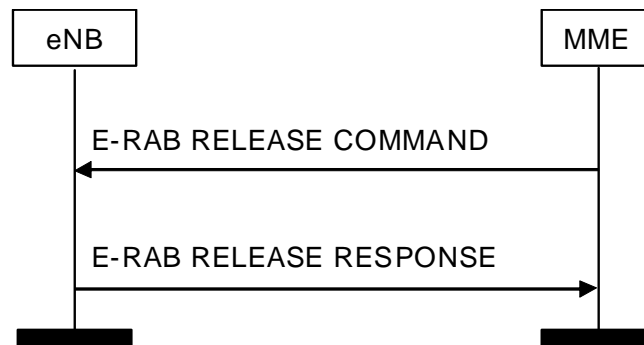
### **8.2.3.1 General**

The purpose of the E-RAB Release procedure is to enable the release of already established E-RABs for a given UE. The procedure uses UE-associated signalling.



### 8.2.3.2 Successful Operation

#### 8.2.3.2.1 E-RAB Release – MME initiated



**Figure 8.2.3.2.1-1: E-RAB Release procedure. Successful operation.**

The MME initiates the procedure by sending an E-RAB RELEASE COMMAND message.

The E-RAB RELEASE COMMAND message shall contain the information required by the eNB to release at least one E-RAB in the *E-RAB To Be Released List* IE. If a *NAS-PDU* IE is contained in the message, the eNB shall pass it to the UE.

Upon reception of the E-RAB RELEASE COMMAND message, the eNB shall execute the release of the requested E-RABs. For each E-RAB to be released the eNB shall release the corresponding Data Radio Bearer and release the allocated resources on Uu. The eNB shall pass the value contained in the *E-RAB ID* IE received for the E-RAB to the radio interface protocol for each Data Radio Bearer to be released. The eNB shall release allocated resources on S1 for the E-RABs requested to be released.

The E-RAB RELEASE COMMAND message may contain

- the *UE Aggregate Maximum Bit Rate* IE.

If the *UE Aggregate Maximum Bit Rate* IE is included in the E-RAB RELEASE COMMAND the eNB shall

- replace the previously provided UE Aggregate Maximum Bit Rate by the received UE Aggregate Maximum Bit Rate in the UE context; the eNB shall use the received UE Aggregate Maximum Bit Rate for non-GBR Bearers for the concerned UE.

If the *UE Aggregate Maximum Bit Rate* IE is not contained in the E-RAB RELEASE COMMAND message, the eNB shall use the previously provided UE Aggregate Maximum Bit Rate which is stored in the UE context.

The eNB shall report to the MME, in the E-RAB RELEASE RESPONSE message, the result for all the E-RABs to be released.

- A list of E-RABs which are released successfully shall be included in the *E-RAB Release List* IE.
- A list of E-RABs which failed to be released, if any, shall be included in the *E-RAB Failed to Release List* IE.

The eNB shall be prepared to receive an E-RAB RELEASE COMMAND message on an established UE-associated logical S1-connection containing an *E-RAB Release List* IE at any time and shall always reply to it with an E-RAB RELEASE RESPONSE message.

The eNB shall, if supported, report in the E-RAB RELEASE RESPONSE message location information of the UE in the *User Location Information* IE.


After sending an E-RAB RELEASE RESPONSE message containing an E-RAB ID within the *E-RAB Release List* IE, the eNB shall be prepared to receive an E-RAB SETUP REQUEST message requesting establishment of an E-RAB with this E-RAB ID.

If the *User Location Information* IE is included in the E-RAB RELEASE RESPONSE message, the MME shall handle this information as specified in TS 23.401 [11].



If the *Secondary RAT Usage Report List* IE is included in the E-RAB RELEASE RESPONSE message, the MME shall handle this information as specified in TS 23.401 [11].

#### 8.2.3.2.2 E-RAB Release Indication – eNB initiated



**Figure 8.2.3.2.2-1: E-RAB Release INDICATION procedure. Successful operation.**

The eNB initiates the procedure by sending an E-RAB RELEASE INDICATION message towards the MME.

The E-RAB RELEASE INDICATION message shall contain at least one E-RAB released at the eNB, in the *E-RAB Released List* IE.

The eNB shall, if supported, report in the E-RAB RELEASE INDICATION message location information of the UE in the *User Location Information* IE.

Upon reception of the E-RAB RELEASE INDICATION message the MME shall normally initiate the appropriate release procedure on the core network side for the E-RABs identified in the E-RAB RELEASE INDICATION message.

If the *User Location Information* IE is included in the E-RAB RELEASE INDICATION message, the MME shall handle this information as specified in TS 23.401 [11].

If the *Secondary RAT Usage Report List* IE is included in the E-RAB RELEASE INDICATION message, the MME shall handle this information as specified in TS 23.401 [11].

#### Interaction with UE Context Release Request procedure:

If the eNB wants to remove all remaining E-RABs, e.g., for user inactivity, the UE Context Release Request procedure shall be used instead.

#### 8.2.3.3 Abnormal Conditions

If the eNB receives an E-RAB RELEASE COMMAND message containing multiple *E-RAB ID* IEs (in the *E-RAB To Be Released List* IE) set to the same value, the eNB shall initiate the release of one corresponding E-RAB and ignore the duplication of the instances of the selected corresponding E-RABs.

If the MME receives an E-RAB RELEASE INDICATION message containing multiple *E-RAB ID* IEs (in the *E-RAB Released List* IE) set to the same value, the MME shall initiate the release of one corresponding E-RAB and ignore the duplication of the instances of the selected corresponding E-RABs.

If the eNB receives an E-RAB RELEASE COMMAND message containing some *E-RAB ID* IEs that eNB does not recognize, the eNB shall report the corresponding invalid E-RABs as failed in the E-RAB RELEASE RESPONSE message with the appropriate cause, e.g., “Unknown E-RAB ID”.

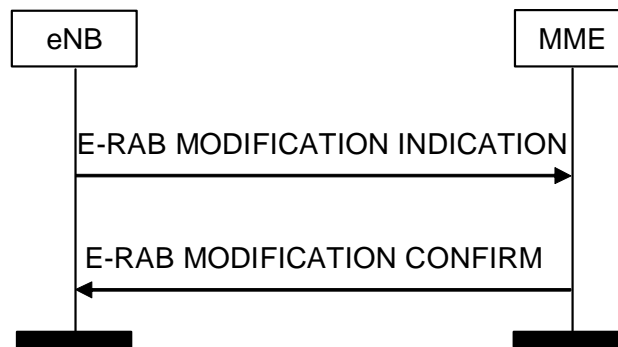
### 8.2.4 E-RAB Modification Indication

#### 8.2.4.1 General

The purpose of the E-RAB Modification Indication procedure is to enable the eNB to request modifications of already established E-RABs for a given UE. The procedure uses UE-associated signalling.



### 8.2.4.2 Successful Operation



**Figure 8.2.4.2-1: E-RAB Modification Indication procedure. Successful operation.**

The eNB initiates the procedure by sending an E-RAB MODIFICATION INDICATION message to the MME.

The *Transport Layer Address* IE and *DL GTP TEID* IE included in the *E-RAB To Be Modified Item IEs* IE in the E-RAB MODIFICATION INDICATION message shall be considered by the MME as the new DL address of the E-RABs. The *Transport Layer Address* IE and *DL GTP TEID* IE included in the *E-RAB Not To Be Modified Item IEs* IE in the E-RAB MODIFICATION INDICATION message shall be considered by the MME as the E-RABs with unchanged DL address

If the *Secondary RAT Usage Report List* IE is included in the E-RAB MODIFICATION INDICATION message, the MME shall handle this information as specified in TS 23.401 [11].

The E-RAB MODIFICATION CONFIRM message shall contain the result for all the E-RABs that were requested to be modified according to the *E-RAB To Be Modified Item IEs* IE of the E-RAB MODIFICATION INDICATION message as follows:

- A list of E-RABs which are successfully modified shall be included in the *E-RAB Modify List* IE.
- A list of E-RABs which failed to be modified, if any, shall be included in the *E-RAB Failed to Modify List* IE.
- A list of E-RABs which are to be released, if any, shall be included in the *E-RAB To Be Released List* IE.

If the *E-RAB Failed to Modify List* IE is received in the E-RAB MODIFICATION CONFIRM message, the eNB shall either

- release all corresponding E-UTRA and E-UTRAN resources for the concerned E-RAB or
- keep the previous transport information before sending the E-RAB MODIFICATION INDICATION message unchanged for the concerned E-RAB.

If the *E-RAB To Be Released List* IE is received in the E-RAB MODIFICATION CONFIRM message, the eNB shall release all corresponding E-UTRA and E-UTRAN resources for the concerned E-RAB.

If the *CSG Membership Info* IE is included in the E-RAB MODIFICATION INDICATION message, the MME shall use the information for CSG membership verification as specified in TS 36.300 [14] and provide the result of the membership verification in the *CSG Membership Status* IE contained in the E-RAB MODIFICATION CONFIRM message.

If *PLMN Identity* IE is received in the *CSG Membership Info* IE in the E-RAB MODIFICATION INDICATION message, the MME shall use it for CSG membership verification as specified in TS 36.300 [14].

When the MME reports unsuccessful modification of an E-RAB, the cause value should be precise enough to enable the eNB to know the reason for an unsuccessful modification.

If the *Tunnel Information for BBF* IE is received in the E-RAB MODIFICATION INDICATION message, the MME shall, if supported, use it in the core network as specified in TS 23.139 [37].

If the *User Location Information* IE is included in the E-RAB MODIFICATION INDICATION message, the MME shall handle this information as specified in TS 23.401 [11].



**Interactions with E-RAB Setup procedure or E-RAB Modify procedure:**

If the E-RAB MODIFICATION INDICATION message is received by the MME during an ongoing E-RAB Setup procedure or an ongoing E-RAB Modify procedure, the MME shall proceed with the E-RAB Modification Indication procedure.

**8.2.4.3 Unsuccessful Operation**

The unsuccessful operation is specified in the successful operation section.

**8.2.4.4 Abnormal Conditions****Interaction with UE Context Release Request procedure:**

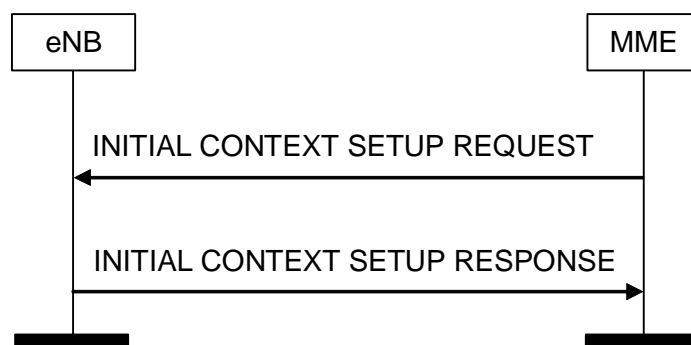
If the E-RAB MODIFICATION INDICATION message does not contain all the E-RABs previously included in the UE Context, the MME shall trigger the UE Context Release procedure.

If the E-RAB MODIFICATION INDICATION message contains several *E-RAB ID* IEs set to the same value, the MME shall trigger the UE Context Release procedure.

If the *CSG Membership Info* IE in the E-RAB MODIFICATION INDICATION message does not contain the *Cell Access Mode* IE set to "hybrid", the MME shall trigger the UE Context Release procedure.

**8.3 Context Management procedures****8.3.1 Initial Context Setup****8.3.1.1 General**

The purpose of the Initial Context Setup procedure is to establish the necessary overall initial UE Context including E-RAB context, the Security Key, Handover Restriction List, UE Radio capability and UE Security Capabilities etc. The procedure uses UE-associated signalling.

**8.3.1.2 Successful Operation**

**Figure 8.3.1.2-1: Initial Context Setup procedure. Successful operation.**

In case of the establishment of an E-RAB the EPC must be prepared to receive user data before the INITIAL CONTEXT SETUP RESPONSE message has been received by the MME. If no UE-associated logical S1-connection exists, the UE-associated logical S1-connection shall be established at reception of the INITIAL CONTEXT SETUP REQUEST message.

The INITIAL CONTEXT SETUP REQUEST message shall contain within the *E-RAB to be Setup List* IE the information required by the eNB to build the new E-RAB configuration consisting of at least one additional E-RAB.

The *E-RAB to be Setup Item* IE may contain:

- the *NAS-PDU* IE,



- the *Correlation ID* IE in case of LIPA operation,
- the *SIPTO Correlation ID* IE in case of SIPTO@LN operation,
- the *Bearer Type* IE.
- the *Security Indication* IE

The INITIAL CONTEXT SETUP REQUEST message may contain

- the *Trace Activation* IE.
- the *Handover Restriction List* IE, which may contain roaming or access restrictions.
- the *UE Radio Capability* IE.
- the *Subscriber Profile ID for RAT/Frequency priority* IE.
- the *Additional RRM Policy Index* IE.
- the *CS Fallback Indicator* IE.
- the *SRVCC Operation Possible* IE.
- the *CSG Membership Status* IE.
- the *Registered LAI* IE.
- the *GUMMEI* IE, which indicates the MME serving the UE, and shall only be present according to subclauses 4.6.2 and 4.7.6.6 of TS 36.300 [14].
- the *MME UE S1AP ID 2* IE, which indicates the MME UE S1AP ID assigned by the MME, and shall only be present according to subclause 4.6.2 of TS 36.300 [14].
- the *Management Based MDT Allowed* IE.
- the *Management Based MDT PLMN List* IE.
- the *Additional CS Fallback Indicator* IE.
- the *Masked IMEISV* IE.
- the *Expected UE Behaviour* IE.
- the *ProSe Authorized* IE.
- the *UE User Plane CIoT Support Indicator* IE.
- the *V2X Services Authorized* IE.
- the *UE Sidelink Aggregate Maximum Bit Rate* IE.
- the *NR UE Security Capabilities* IE.
- the *Aerial UE subscription information* IE.
- the *Pending Data Indication* IE.
- the *IAB Authorized* IE.
- the *NR V2X Services Authorized* IE.
- the *NR UE Sidelink Aggregate Maximum Bit Rate* IE.
- the *PC5 QoS Parameters* IE.

The INITIAL CONTEXT SETUP REQUEST message shall contain the *Subscriber Profile ID for RAT/Frequency priority* IE, if available in the MME.



If the *Correlation ID* IE is included in the INITIAL CONTEXT SETUP REQUEST message towards the eNB with L-GW function for LIPA operation, then the eNB shall use this information for LIPA operation for the concerned E-RAB.

If the *SIPTO Correlation ID* IE is included in the INITIAL CONTEXT SETUP REQUEST message towards the eNB with L-GW function for SIPTO@LN operation, then the eNB shall use this information for SIPTO@LN operation for the concerned E-RAB.

If the *Bearer Type* IE is included in the INITIAL CONTEXT SETUP REQUEST message and is set to "non IP", then the eNB shall not perform IP header compression for the concerned E-RAB.

If the *Ethernet Type* IE is included in the INITIAL CONTEXT SETUP REQUEST message and is set to "True", then the eNB shall, if supported, take this into account to perform header compression appropriately for the concerned E-RAB.

If the *Security Indication* IE is included in the INITIAL CONTEXT SETUP REQUEST message, the eNB shall, if supported, act as defined in the E-RAB Setup procedure for the concerned E-RAB.

If the *Masked IMEISV* IE is contained in the INITIAL CONTEXT SETUP REQUEST the target eNB shall, if supported, use it to determine the characteristics of the UE for subsequent handling.

If the *Expected UE Behaviour* IE is included in the INITIAL CONTEXT SETUP REQUEST message, the eNB shall, if supported, store this information and may use it to determine the RRC connection time.

Upon receipt of the INITIAL CONTEXT SETUP REQUEST message, the eNB shall

- attempt to execute the requested E-RAB configuration.
- store the UE Aggregate Maximum Bit Rate in the UE context, and use the received UE Aggregate Maximum Bit Rate for non-GBR Bearers for the concerned UE.
- pass the value contained in the *E-RAB ID* IE and the *NAS-PDU* IE received for the E-RAB for each established Data radio bearer to the radio interface protocol. The eNB shall not send the NAS PDUs associated to the failed Data radio bearers to the UE.
- store the received Handover Restriction List in the UE context.
- store the received UE Radio Capability in the UE context.
- store the received Subscriber Profile ID for RAT/Frequency priority in the UE context and use it as defined in TS 36.300 [14].
- if supported, store the received *Additional RRM Policy Index* IE in the UE context and use it as defined in TS 36.300 [14].
- store the received SRVCC Operation Possible in the UE context and use it as defined in TS 23.216 [9].
- store the received UE Security Capabilities in the UE context.
- store the received Security Key in the UE context, take it into use and associate it with the initial value of NCC as defined in TS 33.401 [15].
- store the received CSG Membership Status, if supported, in the UE context.
- store the received Management Based MDT Allowed information, if supported, in the UE context.
- store the received Management Based MDT PLMN List information, if supported, in the UE context.
- store the received ProSe Authorization information, if supported, in the UE context.
- store the received V2X Services Authorization information, if supported, in the UE context.
- store the received UE Sidelink Aggregate Maximum Bit Rate, if supported, in the UE context, and use it for the concerned UE's sidelink communication in network scheduled mode for V2X services.
- store the received IAB Authorization Information, if supported, in the UE context, and use it accordingly for the IAB-MT as specified in TS 38.401 [52].



- store the received NR V2X Services Authorization information, if supported, in the UE context.
- store the received NR UE Sidelink Aggregate Maximum Bit Rate, if supported, in the UE context, and use it for the concerned UE's sidelink communication in network scheduled mode for NR V2X services.
- store the received PC5 QoS Parameters, if supported, in the UE context, and use it for the concerned UE's NR sidelink communication as specified in TS 23.285 [49].

For the Initial Context Setup an initial value for the Next Hop Chaining Count is stored in the UE context.

The allocation of resources according to the values of the *Allocation and Retention Priority* IE shall follow the principles described for the E-RAB Setup procedure.

The eNB shall use the information in the *Handover Restriction List* IE if present in the INITIAL CONTEXT SETUP REQUEST message to

- determine a target for subsequent mobility action for which the eNB provides information about the target of the mobility action towards the UE, except if the *CS Fallback Indicator* IE is set to "CS Fallback High Priority" and the *Additional CS Fallback Indicator* IE is not present in which case the eNB may use the information in the *Handover Restriction List* IE;
- select a proper SCG during dual connectivity operation.

If the *Handover Restriction List* IE is not contained in the INITIAL CONTEXT SETUP REQUEST message, the eNB shall consider that no roaming and no access restriction apply to the UE. The eNB shall also consider that no roaming and no access restriction apply to the UE when:

- one of the setup E-RABs has a particular ARP value (TS 23.401 [11]);
- the *CS Fallback Indicator* IE is set to "CS Fallback High Priority" and the *Additional CS Fallback Indicator* IE is not present and, in case the *Handover Restriction List* IE is applied, no suitable target is found, in which case it shall process according to TS 23.272 [17];
- the *CS Fallback Indicator* IE is set to "CS Fallback High Priority" and the *Additional CS Fallback Indicator* IE is set to "no restriction", in which case it shall process according to TS 23.272 [17].

If the *Trace Activation* IE is included in the INITIAL CONTEXT SETUP REQUEST message then eNB shall, if supported, initiate the requested trace function as described in TS 32.422 [10]. In particular, the eNB shall, if supported:

- if the *Trace Activation* IE does not include the *MDT Configuration* IE, initiate the requested trace session as described in TS 32.422 [10];
- if the *Trace Activation* IE includes the *MDT Activation* IE, within the *MDT Configuration* IE, set to "Immediate MDT and Trace", initiate the requested trace session and MDT session as described in TS 32.422 [10];
- if the *Trace Activation* IE includes the *MDT Activation* IE, within the *MDT Configuration* IE, set to "Immediate MDT Only", "Logged MDT only" or "Logged MBSFN MDT", initiate the requested MDT session as described in TS 32.422 [10] and the eNB shall ignore *Interfaces To Trace* IE, and *Trace Depth* IE.
- if the *Trace Activation* IE includes the *MDT Location Information* IE, within the *MDT Configuration* IE, store this information and take it into account in the requested MDT session.
- if the *Trace Activation* IE includes the *Signalling based MDT PLMN List* IE, within the *MDT Configuration* IE, the eNB may use it to propagate the MDT Configuration as described in TS 37.320 [31].
- if the *Trace Activation* IE includes the *MBSFN-ResultToLog* IE, within the *MDT Configuration* IE, take it into account for MDT Configuration as described in TS 37.320 [31].
- if the *Trace Activation* IE includes the *MBSFN-AreaId* IE in the *MBSFN-ResultToLog* IE, within the *MDT Configuration* IE, take it into account for MDT Configuration as described in TS 37.320 [31].
- if the *Trace Activation* IE includes the *UE Application layer measurement configuration* IE, initiate the requested trace session and QoE Measurement Collection function as described in TS 36.300 [14].
- if the *Trace Activation* IE includes the *Bluetooth Measurement Configuration* IE, within the *MDT Configuration* IE, take it into account for MDT Configuration as described in TS 37.320 [31].



- if the *Trace Activation* IE includes the *WLAN Measurement Configuration* IE, within the *MDT Configuration* IE, take it into account for MDT Configuration as described in TS 37.320 [31].
- if the *Trace Activation* IE includes the *MDT Configuration NR* IE, store and forward the *MDT Configuration NR* IE to the SgNB, if the eNB has configured EN-DC for the UE.
- if the *Trace Activation* IE includes the *Sensor Measurement Configuration* IE within the *MDT Configuration* IE, take it into account for MDT Configuration as described in TS 37.320 [31].

If the *CS Fallback Indicator* IE is included in the INITIAL CONTEXT SETUP REQUEST message, it indicates that the UE Context to be set-up is subject to CS Fallback. The eNB shall reply with the INITIAL CONTEXT SETUP RESPONSE message and then act as defined in TS 23.272 [17].

If the *Registered LAI* IE is included in the INITIAL CONTEXT SETUP REQUEST message, it indicates that the eNB may take the *Registered LAI* IE into account when selecting the target cell or frequency and then act as defined in TS 23.272 [17].

If the *UE Security Capabilities* IE included in the INITIAL CONTEXT SETUP REQUEST message only contains the EIA0 algorithm as defined in TS 33.401 [15] and if this EIA0 algorithm is defined in the configured list of allowed integrity protection algorithms in the eNB (TS 33.401 [15]), the eNB shall take it into use and ignore the keys received in the *Security Key* IE.

If the *GUMMEI* IE is contained in the INITIAL CONTEXT SETUP REQUEST message, the eNB shall, if supported, store this information in the UE context and use it for subsequent X2 handovers.

If the *MME UE SIAP ID 2* IE is contained in the INITIAL CONTEXT SETUP REQUEST message, the eNB shall, if supported, store this information in the UE context and use it for subsequent X2 handovers.

If the *Management Based MDT Allowed* IE is contained in the INITIAL CONTEXT SETUP REQUEST message, the eNB shall use it, if supported, together with information in the *Management Based MDT PLMN List* IE, if available in the UE context, to allow subsequent selection of the UE for management based MDT defined in TS 32.422 [10].

If the *UE User Plane CIoT Support Indicator* IE is included in the INITIAL CONTEXT SETUP REQUEST message and is set to "supported", the eNB shall, if supported, consider that User Plane CIoT EPS Optimisation as specified in TS 23.401 [11] is supported for the UE.

If the *Enhanced Coverage Restricted* IE is included in the INITIAL CONTEXT SETUP REQUEST message, the eNB shall store this information in the UE context and use it as defined in TS 23.401 [11].

If the *CE-Mode-B Restricted* IE is included in the INITIAL CONTEXT SETUP REQUEST message and the *Enhanced Coverage Restricted* IE is not set to *restricted* and the Enhanced Coverage Restricted information stored in the UE context is not set to *restricted*, the eNB shall store this information in the UE context and use it as defined in TS 23.401 [11].

If the *NR UE Security Capabilities* IE is included in the INITIAL CONTEXT SETUP REQUEST message, the eNB shall, if supported, store this information in the UE context and use it as defined in TS 33.401 [15].

If the *Aerial UE subscription information* IE is included in the INITIAL CONTEXT SETUP REQUEST message, the eNB shall, if supported, store this information in the UE context and use it as defined in TS 36.300 [14].

If the *Pending Data Indication* IE is included in the INITIAL CONTEXT SETUP REQUEST message, the eNB shall use it as defined in TS 23.401 [11].

If the *Subscription Based UE Differentiation Information* IE is included in the INITIAL CONTEXT SETUP REQUEST message, the eNB shall, if supported, store this information in the UE context for further use according to TS 23.401 [11].

If the *UE Radio Capability ID* IE is included in the INITIAL CONTEXT SETUP REQUEST message, the eNB shall, if supported, use it as defined in TS 23.401 [11].

The eNB shall report to the MME, in the INITIAL CONTEXT SETUP RESPONSE message, the successful establishment of the security procedures with the UE, and, the result for all the requested E-RABs in the following way:

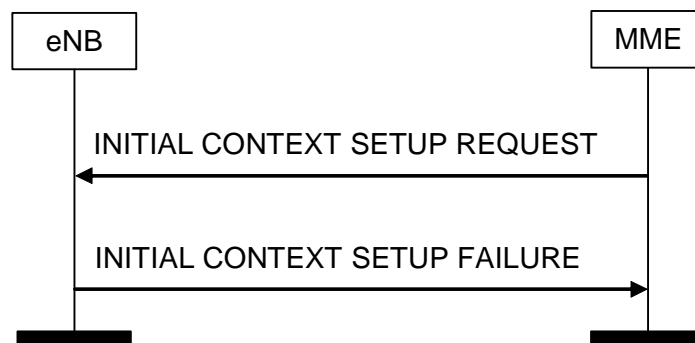
- A list of E-RABs which are successfully established shall be included in the *E-RAB Setup List* IE
- A list of E-RABs which failed to be established shall be included in the *E-RAB Failed to Setup List* IE.



When the eNB reports the unsuccessful establishment of an E-RAB, the cause value should be precise enough to enable the MME to know the reason for the unsuccessful establishment, e.g., “Radio resources not available”, “Failure in the Radio Interface Procedure”.

After sending the INITIAL CONTEXT SETUP RESPONSE message, the procedure is terminated in the eNB.

### 8.3.1.3 Unsuccessful Operation



**Figure 8.3.1.3-1: Initial Context Setup procedure. Unsuccessful operation.**

If the eNB is not able to establish an S1 UE context, or cannot even establish one non GBR bearer it shall consider the procedure as failed and reply with the INITIAL CONTEXT SETUP FAILURE message.

### 8.3.1.4 Abnormal Conditions

If the eNB receives an INITIAL CONTEXT SETUP REQUEST message containing a *E-RAB Level QoS Parameters IE* which contains a *QCI IE* indicating a GBR bearer (as defined in TS 23.203 [13]), and which does not contain the *GBR QoS Information IE*, the eNB shall consider the establishment of the corresponding E-RAB as failed.

If the eNB receives an INITIAL CONTEXT SETUP REQUEST message containing several *E-RAB ID IEs* (in the *E-RAB to Be Setup List IE*) set to the same value, the eNB shall consider the establishment of the corresponding E-RABs as failed.

If the supported algorithms for encryption defined in the *Encryption Algorithms IE* in the *UE Security Capabilities IE*, plus the mandated support of EEA0 in all UEs (TS 33.401 [15]), do not match any allowed algorithms defined in the configured list of allowed encryption algorithms in the eNB (TS 33.401 [15]), the eNB shall reject the procedure using the INITIAL CONTEXT SETUP FAILURE message.

If the supported algorithms for integrity defined in the *Integrity Protection Algorithms IE* in the *UE Security Capabilities IE*, plus the mandated support of the EIA0 algorithm in all UEs (TS 33.401 [15]), do not match any allowed algorithms defined in the configured list of allowed integrity protection algorithms in the eNB (TS 33.401 [15]), the eNB shall reject the procedure using the INITIAL CONTEXT SETUP FAILURE message.

If the *CSG Membership Status IE* is not included in the INITIAL CONTEXT SETUP REQUEST message and the cell accessed by the UE is a hybrid cell, the eNB shall reject the procedure using the INITIAL CONTEXT SETUP FAILURE message.

If the eNB receives an INITIAL CONTEXT SETUP REQUEST message containing both the *Correlation ID* and the *SIPTO Correlation ID IEs* for the same E-RAB, the eNB shall consider the establishment of the corresponding E-RAB as failed.

## 8.3.2 UE Context Release Request (eNB initiated)

### 8.3.2.1 General

The purpose of the UE Context Release Request procedure is to enable the eNB to request the MME to release the UE-associated logical S1-connection due to E-UTRAN generated reasons, e.g., “TX2<sub>RELOC</sub>Overall Expiry”. The procedure uses UE-associated signalling.



### 8.3.2.2 Successful Operation



**Figure 8.3.2-1: UE Context Release Request procedure. Successful operation.**

The eNB controlling a UE-associated logical S1-connection initiates the procedure by generating a UE CONTEXT RELEASE REQUEST message towards the affected MME node.

The UE CONTEXT RELEASE REQUEST message shall indicate the appropriate cause value, e.g., “User Inactivity”, “Radio Connection With UE Lost”, “CSG Subscription Expiry”, “CS Fallback triggered”, “Redirection towards 1xRTT”, “Inter-RAT Redirection”, “UE Not Available for PS Service”, “Release due to pre-emption”, for the requested UE-associated logical S1-connection release.

If the *Secondary RAT Usage Report List* IE is included in the UE CONTEXT RELEASE REQUEST message, the MME shall handle this information as specified in TS 23.401 [11].

#### Interactions with UE Context Release procedure:

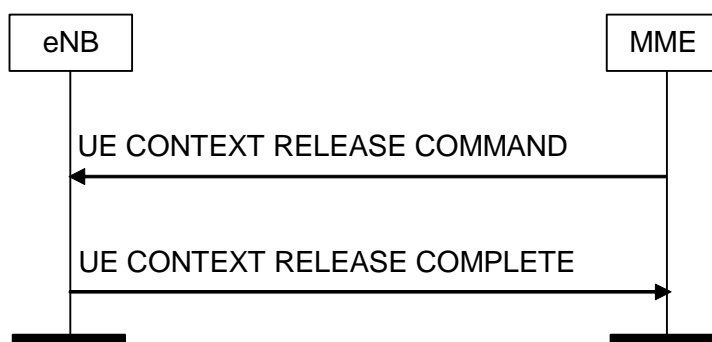
The UE Context Release procedure should be initiated upon reception of a UE CONTEXT RELEASE REQUEST message. If the UE was configured with EN-DC radio resources at the time UE Context Release Request procedure was triggered, and the PSCell information was available, the eNB shall store the PSCell information in the UE context.

## 8.3.3 UE Context Release (MME initiated)

### 8.3.3.1 General

The purpose of the UE Context Release procedure is to enable the MME to order the release of the UE-associated logical connection due to various reasons, e.g., completion of a transaction between the UE and the EPC, or completion of successful handover, or completion of handover cancellation, or release of the old UE-associated logical S1-connection when two UE-associated logical S1-connections toward the same UE is detected after the UE has initiated the establishment of a new UE-associated logical S1-connection, or the UE is no longer allowed to access the CSG cell (i.e., the UE becomes a non-member of the currently used CSG cell). The procedure uses UE-associated S1 connection.

### 8.3.3.2 Successful Operation



**Figure 8.3.3-1: UE Context Release procedure. Successful operation.**



The MME initiates the procedure by sending the UE CONTEXT RELEASE COMMAND message to the eNB.

The UE CONTEXT RELEASE COMMAND message shall contain the *UE SIAP ID pair* IE if available, otherwise the message shall contain the *MME UE SIAP ID* IE.

The MME provides the *cause* IE set to “Load Balancing TAU Required” in the UE CONTEXT RELEASE COMMAND message sent to the eNB for all load balancing and offload cases in the MME.

Upon reception of the UE CONTEXT RELEASE COMMAND message, the eNB shall release all related signalling and user data transport resources and reply with the UE CONTEXT RELEASE COMPLETE message. In case of eNB supporting L-GW function for LIPA and/or SIPTO@LN operation, the eNB shall also release any related tunnel resources. In case of successful handover, the eNB using L-GW function for SIPTO@LN operation shall also request using intra-node signalling the collocated L-GW to release the SIPTO@LN PDN connection as defined in TS 23.401 [11].

The eNB shall, if supported, report in the UE CONTEXT RELEASE COMPLETE message location information of the UE in the *User Location Information* IE. If the *PSCell Information* IE is included in the *User Location Information* IE, it indicates the UE was configured with EN-DC radio resources at the eNB. Also, if the *Time Since Secondary Node Release* IE is included in the UE CONTEXT RELEASE COMPLETE message, it indicates the time elapsed since EN-DC operation in the eNB was stopped for the UE.

If the *User Location Information* IE is included in the UE CONTEXT RELEASE COMPLETE message, the MME shall handle this information as specified in TS 23.401 [11].

If the *Information on Recommended Cells and eNBs for Paging* IE is included in the UE CONTEXT RELEASE COMPLETE message, the MME shall, if supported, store it and may use it for subsequent paging.

If the *Cell Identifier and Coverage Enhancement Level* IE is included in the UE CONTEXT RELEASE COMPLETE message, the MME shall, if supported, store it and use it for subsequent paging.

If the *Secondary RAT Usage Report List* IE is included in the UE CONTEXT RELEASE COMPLETE message, the MME shall handle this information as specified in TS 23.401 [11].

### 8.3.3.3 Abnormal Conditions

If the UE Context Release procedure is not initiated towards the eNB before the expiry of the timer TS1<sub>RELOCOverall</sub>, the eNB shall request the MME to release the UE context.

If the UE returns to the eNB before the reception of the UE CONTEXT RELEASE COMMAND message or the expiry of the timer TS1<sub>RELOCOverall</sub>, the eNB shall stop the TS1<sub>RELOCOverall</sub> and continue to serve the UE.

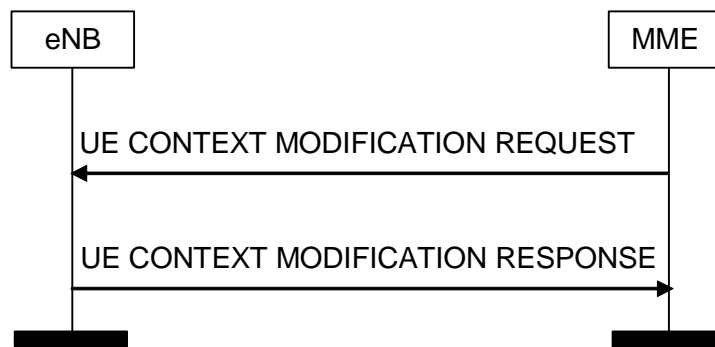
## 8.3.4 UE Context Modification

### 8.3.4.1 General

The purpose of the UE Context Modification procedure is to partly modify the established UE Context, e.g., with the Security Key or the Subscriber Profile ID for RAT/Frequency priority. The procedure uses UE-associated signalling.



### 8.3.4.2 Successful Operation



**Figure 8.3.4.2-1: UE Context Modification procedure. Successful operation.**

The UE CONTEXT MODIFICATION REQUEST message may contain.

- the *Security Key* IE.
- the *Subscriber Profile ID for RAT/Frequency priority* IE.
- the *Additional RRM Policy Index* IE.
- the *UE Aggregate Maximum Bit Rate* IE.
- the *CS Fallback Indicator* IE.
- the *UE Security Capabilities* IE.
- the *CSG Membership Status* IE.
- the *Registered LAI* IE.
- the *Additional CS Fallback Indicator* IE.
- the *ProSe Authorized* IE.
- the *SRVCC Operation Possible* IE.
- the *SRVCC Operation Not Possible* IE.
- the *V2X Services Authorized* IE.
- the *UE Sidelink Aggregate Maximum Bit Rate* IE.
- the *NR UE Security Capabilities* IE.
- the *Aerial UE subscription information* IE.
- the *IAB Authorized* IE.
- the *NR V2X Services Authorized* IE.
- the *NR UE Sidelink Aggregate Maximum Bit Rate* IE.
- the *PC5 QoS Parameters* IE.
- the *UE Radio Capability ID* IE.

Upon receipt of the UE CONTEXT MODIFICATION REQUEST message, the eNB shall

- store the received *Security Key* IE, take it into use and associate it with the initial value of NCC as defined in TS 33.401 [15]
- store the *UE Security Capabilities* IE and take them into use together with the received keys according to TS 33.401 [15].



- if supported, store the *NR UE Security Capabilities* IE and use it as defined in TS 33.401 [15]
- store the *Subscriber Profile ID for RAT/Frequency priority* IE and use it as defined in TS 36.300 [14].
- if supported, store the *Additional RRM Policy Index* IE and use it as defined in TS 36.300 [14].
- store the received *IAB Authorized* IE, if supported, in the UE context, and use it as specified in TS 38.401 [52].

If the *UE Aggregate Maximum Bit Rate* IE is included in the UE CONTEXT MODIFICATION REQUEST message, the eNB shall:

- replace the previously provided UE Aggregate Maximum Bit Rate by the received UE Aggregate Maximum Bit Rate in the UE context;
- use the received UE Aggregate Maximum Bit Rate for non-GBR Bearers for the concerned UE.

If the *CSG Membership Status* IE is received in the UE CONTEXT MODIFICATION REQUEST message, the eNB shall take the following action:

- If the cell that serves the UE is a hybrid cell, the eNB shall store the value contained in the *CSG Membership Status* IE and replace any previously stored membership status value by this new one. It shall then use it as defined in TS 36.300 [14].
- If the cell that serves the UE is a CSG cell, and the *CSG Membership Status* IE is set to “not-member”, the eNB should initiate actions to ensure that the UE is no longer served by the CSG cell as defined in TS 36.300 [14].
- If the UE is in dual connectivity operation and the cell configured as SCG is a hybrid cell, the eNB shall inform the eNB serving the SCG of the updated CSG membership status.

If the *UE Aggregate Maximum Bit Rate* IE is not contained in the UE CONTEXT MODIFICATION REQUEST message, the eNB shall use the previously provided UE Aggregate Maximum Bit Rate which is stored in the UE context.

If the *CS Fallback Indicator* IE is included in the UE CONTEXT MODIFICATION REQUEST message, it indicates that the concerned UE Context is subject to CS Fallback. The eNB shall reply with the UE CONTEXT MODIFICATION RESPONSE message and then act as defined in TS 23.272 [17]. If the *CS Fallback Indicator* IE is set to “CS Fallback High Priority” and the *Additional CS Fallback Indicator* IE is not present and, in case the Handover Restriction List information that may exist in the UE context is applied, no suitable target is found, or if the *CS Fallback Indicator* IE is set to “CS Fallback High Priority” and the *Additional CS Fallback Indicator* IE is set to “no restriction”, the eNB shall consider that no roaming and no access restriction apply to the UE and process according to TS 23.272 [17].

If the *Registered LAI* IE is included in the UE CONTEXT MODIFICATION REQUEST message, it indicates that the eNB may take the *Registered LAI* IE into account when selecting the target cell or frequency and then act as defined in TS 23.272 [17].

If the *ProSe Authorized* IE is contained in the UE CONTEXT MODIFICATION REQUEST message, the eNB shall, if supported, update its ProSe authorization information for the UE accordingly. If the *ProSe Authorized* IE includes one or more IEs set to “not authorized”, the eNB shall, if supported, initiate actions to ensure that the UE is no longer accessing the relevant ProSe service(s).

If the *SRVCC Operation Possible* IE is included in UE CONTEXT MODIFICATION REQUEST message, the eNB shall store content of the received *SRVCC Operation Possible* IE in the UE context and, if supported, use it as defined in TS 23.216 [9].

If the *SRVCC Operation Not Possible* IE is included in UE CONTEXT MODIFICATION REQUEST message, the eNB shall, if supported, remove the SRVCC Operation Possible information from the UE context.

If the *V2X Services Authorized* IE is contained in the UE CONTEXT MODIFICATION REQUEST message, the eNB shall, if supported, update its V2X services authorization information for the UE accordingly. If the *V2X Services Authorized* IE includes one or more IEs set to “not authorized”, the eNB shall, if supported, initiate actions to ensure that the UE is no longer accessing the relevant service(s).

If the *UE Sidelink Aggregate Maximum Bit Rate* IE is included in the UE CONTEXT MODIFICATION REQUEST message, the eNB shall, if supported:



- replace the previously provided UE Sidelink Aggregate Maximum Bit Rate, if available in the UE context, with the received value;
- use the received value for the concerned UE's sidelink communication in network scheduled mode for V2X services.

If the *Aerial UE subscription information* IE is included in the UE CONTEXT MODIFICATION REQUEST message, the eNB shall, if supported, store this information in the UE context and use it as defined in TS 36.300 [14].

If the *UE Radio Capability ID* IE is included in the UE CONTEXT MODIFICATION REQUEST message, the eNB shall, if supported, use it as defined in TS 23.401 [11].

The eNB shall report, in the UE CONTEXT MODIFICATION RESPONSE message to the MME the successful update of the UE context.

After sending the UE CONTEXT MODIFICATION RESPONSE message, the procedure is terminated in the eNB.

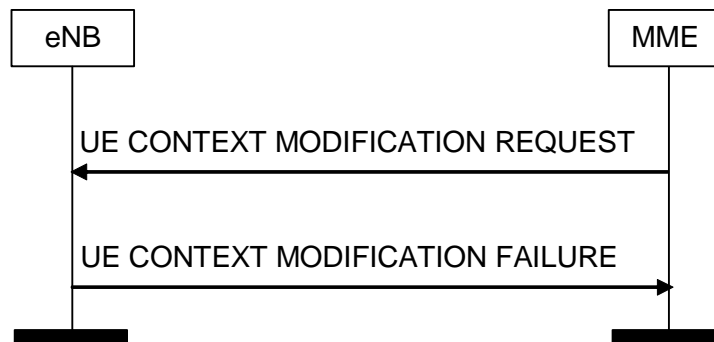
If the *NR V2X Services Authorized* IE is contained in the UE CONTEXT MODIFICATION REQUEST message, the eNB shall, if supported, update its V2X services authorization information for the UE accordingly. If the *NR V2X Services Authorized* IE includes one or more IEs set to "not authorized", the eNB shall, if supported, initiate actions to ensure that the UE is no longer accessing the relevant service(s).

If the *NR UE Sidelink Aggregate Maximum Bit Rate* IE is included in the UE CONTEXT MODIFICATION REQUEST message, the eNB shall, if supported:

- replace the previously provided NR UE Sidelink Aggregate Maximum Bit Rate, if available in the UE context, with the received value;
- use the received value for the concerned UE's sidelink communication in network scheduled mode for NR V2X services.

If the *PC5 QoS Parameters* IE is included in the UE CONTEXT MODIFICATION REQUEST message, the eNB shall, if supported, use it for the concerned UE's NR sidelink communication as specified in TS 23.285 [49].

### 8.3.4.3 Unsuccessful Operation



**Figure 8.3.4.3-1: UE Context Modification procedure. Unsuccessful operation.**

In case the UE context update cannot be performed successfully the eNB shall respond with the UE CONTEXT MODIFICATION FAILURE message to the MME with an appropriate cause value in the *Cause* IE.

### 8.3.4.4 Abnormal Conditions

If the eNB receives both the *CS Fallback Indicator* IE and one of the security IEs (either the *Security Key* IE or the *UE Security Capabilities* IE) in the UE Context Modification Request message, the eNB shall ignore both IEs and send back the UE CONTEXT MODIFICATION FAILURE message with an appropriate cause value.



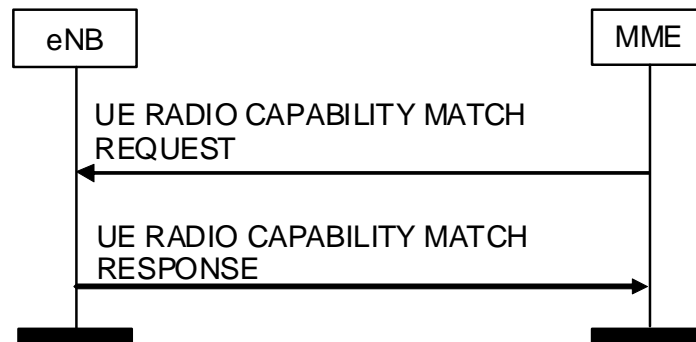
## 8.3.5 UE Radio Capability Match

### 8.3.5.1 General

The purpose of the UE Radio Capability Match procedure is for the MME to request the eNB to derive and provide an indication to the MME whether the UE radio capabilities are compatible with the network configuration for voice continuity.

The procedure uses UE-associated signalling.

### 8.3.5.2 Successful Operation



**Figure 8.3.5.2-1: UE Radio Capability Match. Successful operation**

The MME initiates the procedure by sending a UE RADIO CAPABILITY MATCH REQUEST message. If the UE-associated logical S1-connection is not established, the MME shall allocate a unique MME UE S1AP ID to be used for the UE and include the *MME UE S1AP ID* IE in the UE RADIO CAPABILITY MATCH REQUEST message; by receiving the *MME UE S1AP ID* IE in the UE RADIO CAPABILITY MATCH REQUEST message, the eNB establishes the UE-associated logical S1-connection.

Upon receipt of the UE RADIO CAPABILITY MATCH REQUEST message, the eNB shall act as defined in the TS 23.401 [11] and respond with a UE RADIO CAPABILITY MATCH RESPONSE message.

If the *UE Radio Capability* IE is contained in the UE RADIO CAPABILITY MATCH REQUEST message, the eNB shall use it to determine the value of the *Voice Support Match Indicator* IE to be included in the UE RADIO CAPABILITY MATCH RESPONSE message.

If the *UE Radio Capability ID* IE is included in the UE RADIO CAPABILITY MATCH REQUEST message, the eNB shall, if supported, use it as defined in TS 23.401 [11].

### 8.3.5.3 Unsuccessful Operation

Not applicable.

### 8.3.5.4 Abnormal Conditions

Not applicable.

## 8.3.6 UE Context Modification Indication

### 8.3.6.1 General

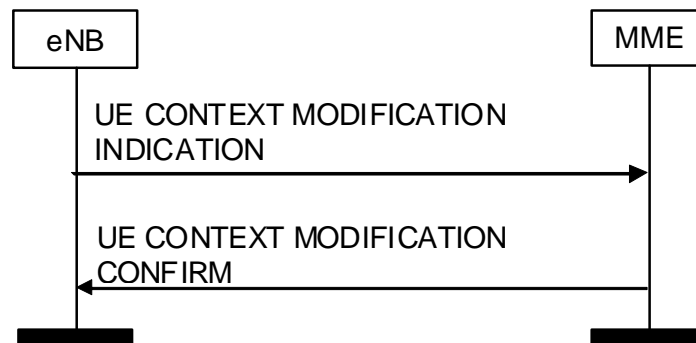
The purpose of the UE Context Modification Indication procedure is for the eNB to request the modifications on the established UE Context.

The procedure uses UE-associated signalling.



In the current version of the specification, this procedure is only used for membership verification, as described in TS 36.300 [14].

### 8.3.6.2 Successful Operation



**Figure 8.3.6.2-1: UE Context Modification Indication. Successful operation**

If the *CSG Membership Info* IE is included in the UE CONTEXT MODIFICATION INDICATION message, the MME shall use the information for CSG membership verification as specified in TS 36.300 [14] and provide the result of the membership verification in the *CSG Membership Status* IE contained in the UE CONTEXT MODIFICATION CONFIRM message.

If no *CSG Membership Info* IE is received in the UE CONTEXT MODIFICATION INDICATION message and the UE was previously configured with resources from a hybrid cell, the MME shall consider that the UE has moved into an open access cell.

If *PLMN Identity* IE is received in the *CSG Membership Info* IE in the UE CONTEXT MODIFICATION INDICATION message, the MME shall use it for CSG membership verification as specified in TS 36.300 [14].

### 8.3.6.3 Unsuccessful Operation

Not applicable.

### 8.3.6.4 Abnormal Conditions

If the *CSG Membership Info* IE in the UE CONTEXT MODIFICATION message does not contain the *Cell Access Mode* IE set to "hybrid" the MME shall trigger the UE Context Release procedure.

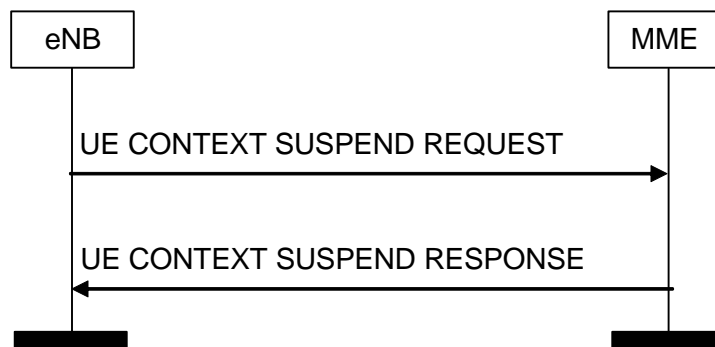
## 8.3.7 UE Context Suspend

### 8.3.7.1 General

The purpose of the UE Context Suspend procedure is to suspend the UE context, the UE-associated logical S1-connection and the related bearer contexts in the E-UTRAN and the EPC.



### 8.3.7.2 Successful Operation



**Figure 8.3.7.2-1: UE Context Suspend procedure. Successful operation.**

The eNB initiates the procedure by sending the UE CONTEXT SUSPEND REQUEST message to the MME.

Upon receipt of the UE CONTEXT SUSPEND REQUEST the MME shall act as defined in TS 23.401 [11].

Upon receipt of the UE CONTEXT SUSPEND RESPONSE message, the eNB shall suspend the UE context, the UE-associated logical S1-connection and the related bearer contexts and send the UE to RRC\_IDLE.

If the *Information on Recommended Cells and eNBs for Paging* IE is included in the UE CONTEXT SUSPEND REQUEST message, the MME shall, if supported, store it and may use it for subsequent paging.

If the *Cell Identifier and Coverage Enhancement Level* IE is included in the UE CONTEXT SUSPEND REQUEST message, the MME shall, if supported, store it and use it for subsequent paging.

If the *Secondary RAT Usage Report List* IE is included in the UE CONTEXT SUSPEND REQUEST message, the MME shall handle this information as specified in TS 23.401 [11].

If the *Security Context* IE is included in the UE CONTEXT SUSPEND RESPONSE message, the eNB shall store the received *Security Context* IE in the UE context and remove any existing unused stored {NH, NCC} as specified in TS 33.401 [15].

The eNB shall, if supported, report in the UE CONTEXT SUSPEND REQUEST message location information of the UE in the *User Location Information* IE. If the *PSCell Information* IE is included in the *User Location Information* IE, it indicates the UE was configured with EN-DC radio resources at the eNB. Also, if the *Time Since Secondary Node Release* IE is included in the UE CONTEXT SUSPEND REQUEST message, it indicates the time elapsed since EN-DC operation in the eNB was stopped for the UE.

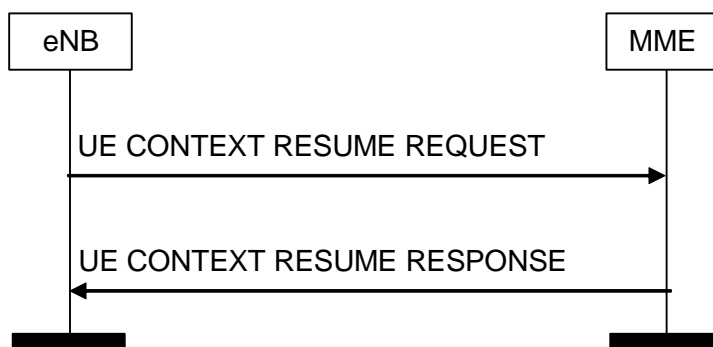
## 8.3.8 UE Context Resume

### 8.3.8.1 General

The purpose of the UE Context Resume procedure is to indicate to the MME that the UE has resumed the suspended RRC connection or accesses for early data transmission and to request the MME to resume the UE context, UE-associated logical S1-connection and the related bearer contexts in the EPC.



### 8.3.8.2 Successful Operation



**Figure 8.3.8.2-1: UE Context Resume procedure. Successful operation.**

The eNB initiates the procedure by sending the UE CONTEXT RESUME REQUEST message to the MME. If the eNB is not able to admit all suspended E-RABs the eNB shall indicate this in the *E-RABs Failed To Resume List* IE.

Upon receipt of the UE CONTEXT RESUME REQUEST message the MME shall act as defined in TS 23.401 [11] and respond with the UE CONTEXT RESUME RESPONSE. If the MME is not able to admit all suspended E-RABs the MME shall indicate this in the *E-RABs Failed To Resume List* IE.

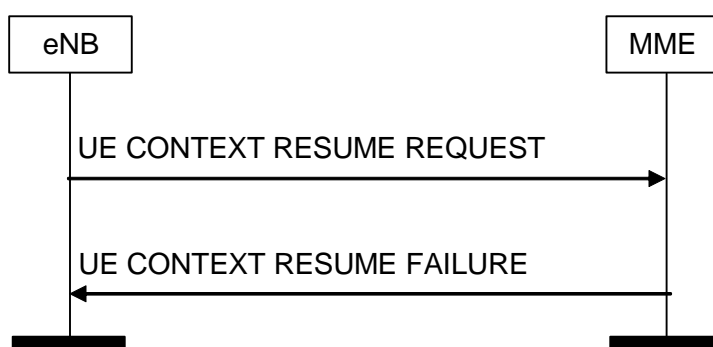
The eNB shall release resources for each E-RAB failed to resume and shall assume that the EPC has released respective resources as well.

If the *Security Context* IE is included in the UE CONTEXT RESUME RESPONSE message, the eNB shall store the received *Security Context* IE in the UE context and the eNB shall use it for the next suspend/resume or X2 handover or Intra eNB handovers as specified in TS 33.401 [15].

If the *Pending Data Indication* IE is included in the UE CONTEXT RESUME RESPONSE message, the eNB shall use it as defined in TS 23.401 [11].

If the UE Context Resume procedure was initiated as a result of an EDT session as described in TS 36.300 [14] and the *Pending Data Indication* IE is received in the UE CONTEXT RESUME RESPONSE message, the eNB shall, if supported, use it to decide whether to proceed to set up an RRC connection for the UE.

### 8.3.8.3 Unsuccessful Operation



**Figure 8.3.8.3-1: UE Context Resume procedure. Unsuccessful operation.**

If the MME is not able to resume a single E-RAB it releases the UE-associated logical S1-connection by sending the UE CONTEXT RESUME FAILURE message to the eNB. Upon reception of the UE CONTEXT RESUME FAILURE message, the eNB shall release the RRC connection as specified in TS 36.331 [16] and release all related signalling and user data transport resources.



## 8.3.9 Connection Establishment Indication

### 8.3.9.1 General

The purpose of the Connection Establishment Indication procedure is to enable the MME to complete the establishment of the UE-associated logical S1-connection, and/or trigger the eNB to obtain and report UE Radio Capability. The procedure uses UE-associated signalling.

### 8.3.9.2 Successful Operation



**Figure 8.3.9.2-1: Connection Establishment Indication procedure. Successful operation.**

The MME initiates the procedure by sending a CONNECTION ESTABLISHMENT INDICATION message to the eNB.

If the UE-associated logical S1-connection is not established, the MME shall allocate a unique MME UE S1AP ID to be used for the UE and include that in the CONNECTION ESTABLISHMENT INDICATION message.

If the *UE Radio Capability* IE is included in the CONNECTION ESTABLISHMENT INDICATION message, the eNB shall store this information in the UE context, use it as defined in TS 36.300 [14].

If the *Enhanced Coverage Restricted* IE is included in the CONNECTION ESTABLISHMENT INDICATION message, the eNB shall store this information in the UE context and use it as defined in TS 23.401 [11].

If the *DL CP Security Information* IE is included in the CONNECTION ESTABLISHMENT INDICATION message, the eNB shall forward this information to the UE as described in TS 36.300 [14].

If the *CE-Mode-B Restricted* IE is included in the CONNECTION ESTABLISHMENT INDICATION message and the *Enhanced Coverage Restricted* IE is not set to *restricted* and the Enhanced Coverage Restricted information stored in the UE context is not set to *restricted*, the eNB shall store this information in the UE context and use it as defined in TS 23.401 [11].

If the *End Indication* IE is included in the CONNECTION ESTABLISHMENT INDICATION message and set to "no further data", the eNB shall consider that there are no further NAS PDUs to be transmitted for this UE.

If the *Subscription Based UE Differentiation Information* IE is included in the CONNECTION ESTABLISHMENT INDICATION message, the eNB shall, if supported, store this information in the UE context for further use according to TS 23.401 [11].

If the *UE Level QoS Parameters* IE is contained in the CONNECTION ESTABLISHMENT INDICATION message, the eNB shall, if supported, store this information in the UE context, and use it as specified in TS 23.401 [11].

If the *UE Radio Capability ID* IE is contained in the CONNECTION ESTABLISHMENT INDICATION message, the eNB shall, if supported, use it as defined in TS 23.401 [11].

If the *Masked IMEISV* IE is contained in the CONNECTION ESTABLISHMENT INDICATION message, the eNB shall, if supported, use it to determine the characteristics of the UE for subsequent handling.



### 8.3.9.3 Unsuccessful Operation

Not applicable.

### 8.3.9.4 Abnormal Conditions

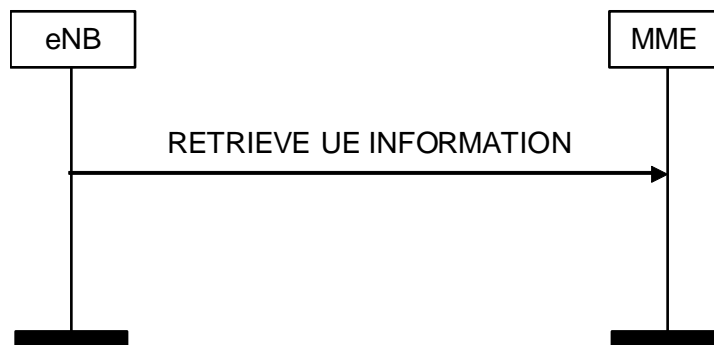
Not applicable.

## 8.3.10 Retrieve UE Information

### 8.3.10.1 General

The purpose of the Retrieve UE information procedure is for the eNB to request the UE information including QoS Parameters and UE Radio capability from MME, for a NB-IoT UE using Control Plane CIoT EPS Optimisation.

### 8.3.10.2 Successful Operation



**Figure 8.3.10.1: Retrieve UE Information Procedure. Successful operation.**

The eNB initiates the procedure by sending the RETRIEVE UE INFORMATION message to the MME.

### 8.3.10.3 Unsuccessful Operation

Not applicable.

### 8.3.10.4 Abnormal Conditions

Not applicable.

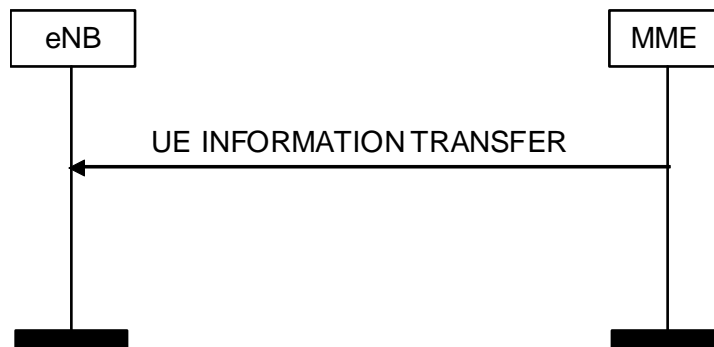
## 8.3.11 UE Information Transfer

### 8.3.11.1 General

The purpose of the UE information transfer procedure is for the MME to send the UE information including QoS Parameters and UE Radio capability to the eNB, for a NB-IoT UE using Control Plane CIoT EPS Optimisation.

### 8.3.11.2 Successful Operation





**Figure 8.3.11.1: UE Information Transfer Procedure. Successful operation.**

The MME initiates the procedure by sending the UE INFORMATION TRANSFER message to the eNB.

If the *UE Level QoS Parameters* IE is contained in the UE INFORMATION TRANSFER message, the eNB shall store this information in the UE context, and use it as specified in TS 23.401 [11].

If the *UE Radio Capability* IE is contained in the UE INFORMATION TRANSFER message, the eNB shall store this information in the UE context, and use it as specified in TS 23.401 [11].

If the *Subscription Based UE Differentiation Information* IE is included in the UE INFORMATION TRANSFER message, the eNB shall, if supported, store this information in the UE context for further use according to TS 23.401 [11].

If the *Pending Data Indication* IE is contained in the UE INFORMATION TRANSFER message, the eNB shall store this information in the UE context, and use it as specified in TS 23.401 [11].

If the *Masked IMEISV* IE is contained in the UE INFORMATION TRANSFER message, the eNB shall, if supported, use it to determine the characteristics of the UE for subsequent handling.

### 8.3.11.3 Unsuccessful Operation

Not applicable.

### 8.3.11.4 Abnormal Conditions

Not applicable.

## 8.3.12 eNB CP Relocation Indication

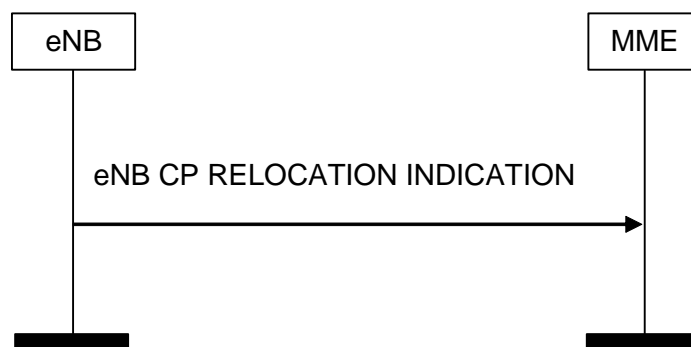
### 8.3.12.1 General

The purpose of the eNB CP Relocation Indication procedure is to request the MME to authenticate the UE's re-establishment request as described in TS 36.300 [14], and trigger the establishment of the respective UE-associated logical S1-connection, for a NB-IoT UE using Control Plane CIoT EPS Optimisation.

The procedure uses UE-associated signalling.



### 8.3.12.2 Successful Operation



**Figure 8.3.12.2-1: eNB CP Relocation Indication. Successful operation.**

The eNB initiates the procedure by sending a eNB CP RELOCATION INDICATION message to the MME.

The eNB shall allocate a unique eNB UE S1AP ID to be used for the UE and the eNB shall include this identity in the eNB CP RELOCATION INDICATION message.

### 8.3.12.3 Unsuccessful Operation

Not applicable.

### 8.3.12.4 Abnormal Conditions

Not applicable.

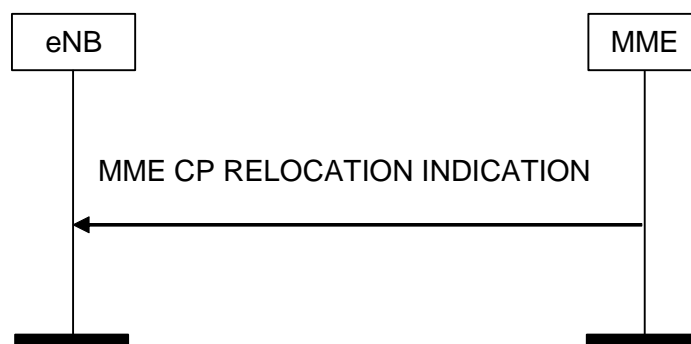
## 8.3.13 MME CP Relocation Indication

### 8.3.13.1 General

The purpose of the MME CP Relocation Indication procedure is to inform the eNB that the UE's connection is to be relocated to another eNB as described in TS 36.300 [14], for a UE using Control Plane CIoT EPS Optimisation.

The procedure uses UE-associated signalling.

### 8.3.13.2 Successful Operation



**Figure 8.3.13.2-1: MME CP Relocation Indication. Successful operation.**

The MME initiates the procedure by sending a MME CP RELOCATION INDICATION message to the eNB.

Upon reception of the MME CP RELOCATION INDICATION message, the eNB shall terminate the delivery of NAS messages that have been received from the MME, and proceed as described in TS 36.300 [14].



### 8.3.13.3 Unsuccessful Operation

Not applicable.

### 8.3.13.4 Abnormal Conditions

Not applicable.

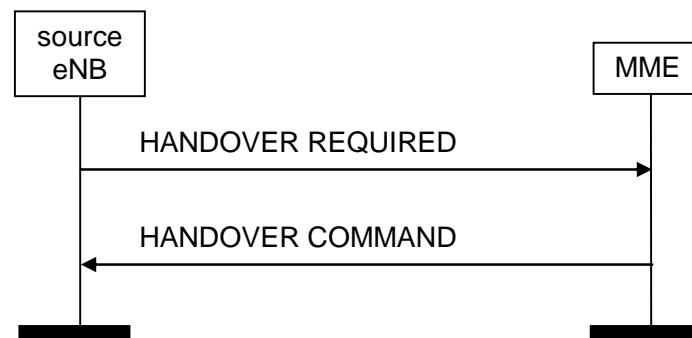
## 8.4 Handover Signalling

### 8.4.1 Handover Preparation

#### 8.4.1.1 General

The purpose of the Handover Preparation procedure is to request the preparation of resources at the target side via the EPC. There is only one Handover Preparation procedure ongoing at the same time for a certain UE.

#### 8.4.1.2 Successful Operation



**Figure 8.4.1.2-1: Handover preparation: successful operation**

The source eNB initiates the handover preparation by sending the HANDOVER REQUIRED message to the serving MME. When the source eNB sends the HANDOVER REQUIRED message, it shall start the timer TS1<sub>RELOCprep</sub>. The source eNB shall indicate the appropriate cause value for the handover in the *Cause* IE.

The source eNB shall include the *Source to Target Transparent Container* IE in the HANDOVER REQUIRED message.

In case of intra-system handover, the information in the *Source to Target Transparent Container* IE shall be encoded according to the definition of the *Source eNB to Target eNB Transparent Container* IE. In case of handover to UTRAN, the information in the *Source to Target Transparent Container* IE shall be encoded according to the *Source RNC to Target RNC Transparent Container* IE definition as specified in TS 25.413 [19] and the source eNB shall include the *UE History Information* IE in the *Source RNC to Target RNC Transparent Container* IE. If the handover is to GERAN A/Gb mode then the information in the *Source to Target Transparent Container* IE shall be encoded according to the definition of the *Source BSS to Target BSS Transparent Container* IE as described in TS 48.018 [18]. If the handover is to NG-RAN, the information in the *Source to Target Transparent Container* IE shall be encoded according to the *Source NG-RAN Node to Target NG-RAN Node Transparent Container* IE definition as specified in TS 38.413 [44].

When the preparation, including the reservation of resources at the target side is ready, the MME responds with the HANDOVER COMMAND message to the source eNB.

If the *Target to Source Transparent Container* IE has been received by the MME from the handover target then the transparent container shall be included in the HANDOVER COMMAND message.

Upon reception of the HANDOVER COMMAND message the source eNB shall stop the timer TS1<sub>RELOCprep</sub> and start the timer TS1<sub>RELOCoverall</sub>.



In case of intra-system handover, the information in the *Target to Source Transparent Container* IE shall be encoded according to the definition of the *Target eNB to Source eNB Transparent Container* IE. In case of inter-system handover to UTRAN, the information in the *Target to Source Transparent Container* IE shall be encoded according to the *Target RNC to Source RNC Transparent Container* IE definition as specified in TS 25.413 [19]. In case of inter-system handover to GERAN A/Gb mode, the information in the *Target to Source Transparent Container* IE shall be encoded according to the *Target BSS to Source BSS Transparent Container* IE definition as described in TS 48.018 [18]. In case of inter-system handover to NG-RAN, the information in the *Target to Source Transparent Container* IE shall be encoded according to the *Target NG-RAN Node to Source NG-RAN Node Transparent Container* IE definition as specified in TS 38.413 [44].

If the *Direct Forwarding Path Availability* IE is included in the *Target NG-RAN Node to Source NG-RAN Node Transparent Container* IE within the HANDOVER COMMAND message, the source eNB shall, if supported, use it for direct data forwarding between the source SN and the target NG-RAN node.

If there are any E-RABs that could not be admitted in the target, they shall be indicated in the *E-RABs to Release List* IE.

If the *DL forwarding* IE is included within the *Source eNB to Target eNB Transparent Container* IE of the HANDOVER REQUIRED message and it is set to “DL forwarding proposed”, it indicates that the source eNB proposes forwarding of downlink data.

If the *Security Indication* IE is included within the *Source eNB to Target eNB Transparent Container* IE of the HANDOVER REQUIRED message, it indicates the security policy stored in the source eNB for the concerned E-RAB, as specified in TS 33.401 [15].

If the *Security Result* IE is included within the *Target eNB to Source eNB Transparent Container* IE of the HANDOVER COMMAND message, the source eNB shall take it into account as the status of integrity protection configured by the target eNB for the concerned E-RAB.

If the MME receives the *Direct Forwarding Path Availability* IE in the HANDOVER REQUIRED message indicating that a direct data path is available, it shall handle it as specified in TS 23.401 [11].

If the *CSG Id* IE and no *Cell Access Mode* IE are received in the HANDOVER REQUIRED message, the MME shall perform the access control according to the CSG Subscription Data of that UE and, if the access control is successful or if at least one of the E-RABs has a particular ARP value (see TS 23.401 [11]), it shall continue the handover and propagate the *CSG Id* IE to the target side. If the access control is unsuccessful but at least one of the E-RABs has a particular ARP value (see TS 23.401 [11]) the MME shall also provide the *CSG Membership Status* IE set to “non member” to the target side.

If the *CSG Id* IE and the *Cell Access Mode* IE set to “hybrid” are received in the HANDOVER REQUIRED message, the MME shall provide the membership status of the UE and the *CSG Id* to the target side.

The source eNB shall include the *SRVCC HO Indication* IE in the HANDOVER REQUIRED message if the SRVCC operation is needed as defined in TS 23.216 [9]. The source eNB shall indicate to the MME in the *SRVCC HO Indication* IE if the handover shall be prepared for PS and CS domain or only for CS domain. The *SRVCC HO Indication* IE is set according to the target cell capability and UE capability. In case the target system is GERAN without DTM support or the UE is without DTM support, the source eNB shall indicate “CS only” in the *SRVCC HO Indication* IE and “PS service not available” in *PS Service Not Available* IE. In case the target system is either GERAN with DTM but without DTM HO support and the UE is supporting DTM or the target system is UTRAN without PS HO support, the source eNB shall indicate “CS only” in the *SRVCC HO Indication* IE. Otherwise, the source eNB shall indicate “PS and CS” in the *SRVCC HO Indication* IE.

In case of inter-system handover from E-UTRAN, the source eNB shall indicate in the *Target ID* IE, in case the target system is UTRAN, the Target RNC-ID of the RNC (including the Routing Area Code only in case the UTRAN PS domain is involved), in case the target system is GERAN the Cell Global Identity (including the Routing Area Code only in case the GERAN PS domain is involved) of the cell, and in case the target system is NG-RAN the Target NG-RAN Node ID of the NG-RAN node in the target system.

In case of inter-system handover from E-UTRAN to UTRAN, the source eNB shall, if supported, include the *HO Cause Value* IE in the *UE History Information* IE of the HANDOVER REQUIRED message.

In case the SRVCC operation is performed and the *SRVCC HO Indication* IE indicates that handover shall be prepared only for CS domain, and if



- the target system is GERAN, then the source eNB
  - shall encode the information in the *Source to Target Transparent Container* IE within the HANDOVER REQUIRED message, according to the definition of the *Old BSS to New BSS information* IE as specified in TS 48.008 [23], and
  - shall not include the *Source to Target Transparent Container Secondary* IE in the HANDOVER REQUIRED message;
- the target system is UTRAN, then the source eNB
  - shall encode the information in the *Source to Target Transparent Container* IE within the HANDOVER REQUIRED message according to the definition of the *Source RNC to Target RNC Transparent Container* IE as specified in TS 25.413 [19],
  - shall include the *UE History Information* IE in the *Source RNC to Target RNC Transparent Container* IE, and
  - shall not include the *Source to Target Transparent Container Secondary* IE in the HANDOVER REQUIRED message.

In case the SRVCC operation is performed, the *SRVCC HO Indication* IE in the HANDOVER REQUIRED message indicates that handover shall be prepared for PS and CS domain, and if

- the target system is GERAN with DTM HO support, then the source eNB
  - shall encode the information in the *Source to Target Transparent Container* IE within the HANDOVER REQUIRED message according to the definition of the *Source BSS to Target BSS Transparent Container* IE as described in TS 48.018 [18], and
  - shall include the *Source to Target Transparent Container Secondary* IE in the HANDOVER REQUIRED message and encode information in it according to the definition of the *Old BSS to New BSS information* IE as specified in TS 48.008 [23];
- the target system is UTRAN, then the source eNB
  - shall encode the information in the *Source to Target Transparent Container* IE within the HANDOVER REQUIRED message according to the definition of the *Source RNC to Target RNC Transparent Container* IE as specified in TS 25.413 [19],
  - shall include the *UE History Information* IE in the *Source RNC to Target RNC Transparent Container* IE, and
  - shall not include the *Source to Target Transparent Container Secondary* IE in the HANDOVER REQUIRED message.

In case the SRVCC operation is performed, the *SRVCC HO Indication* IE in the HANDOVER REQUIRED message indicates that handover shall be prepared only for CS domain, and if

- the target system is GERAN, then the MME
  - shall encode the information in the *Target to Source Transparent Container* IE within the HANDOVER COMMAND message according to the definition of the *Layer 3 Information* IE as specified in TS 48.008 [23], and
  - shall not include the *Target to Source Transparent Container Secondary* IE in the HANDOVER COMMAND message;
- the target system is UTRAN, then the MME
  - shall encode the information in the *Target to Source Transparent Container* IE within the HANDOVER COMMAND message according to the definition of the *Target RNC to Source RNC Transparent Container* IE as specified in TS 25.413 [19], and
  - shall not include the *Target to Source Transparent Container Secondary* IE in the HANDOVER COMMAND message.



In case the SRVCC operation is performed, the *SRVCC HO Indication* IE in the HANDOVER REQUIRED message indicates that handover shall be prepared for PS and CS domain,

- the target system is GERAN with DTM HO support, and if
  - the Handover Preparation procedure has succeeded in the CS and PS domain, then the MME
    - shall encode the information in the *Target to Source Transparent Container* IE within the HANDOVER COMMAND message according to the definition of the *Layer 3 Information* IE as specified in TS 48.008 [23], and
    - shall include the *Target to Source Transparent Container Secondary* IE in the HANDOVER COMMAND message and encode information in it according to the definition of the *Target BSS to Source BSS Transparent Container* IE as specified in TS 48.018 [18];
  - the Handover Preparation procedure has succeeded in the CS domain only, then the MME
    - shall encode the information in the *Target to Source Transparent Container* IE within the HANDOVER COMMAND message according to the definition of the *Layer 3 Information* IE as specified in TS 48.008 [23], and
    - shall not include the *Target to Source Transparent Container Secondary* IE in the HANDOVER COMMAND message;
- the target system is UTRAN, then the Handover Preparation procedure shall be considered successful if the Handover Preparation procedure has succeeded in the CS domain, and the MME
  - shall encode the information in the *Target to Source Transparent Container* IE within the HANDOVER COMMAND message according to the definition of the *Target RNC to Source RNC Transparent Container* IE as specified in TS 25.413 [19], and
  - shall not include the *Target to Source Transparent Container Secondary* IE in the HANDOVER COMMAND message.

If the HANDOVER COMMAND message contains the *DL GTP-TEID* IE and the *DL Transport Layer Address* IE for a given bearer in the *E-RABs Subject to Forwarding List* IE, then the source eNB shall consider that the forwarding of downlink data for this given bearer is possible.

If the HANDOVER COMMAND message contains the *UL GTP-TEID* IE and the *UL Transport Layer Address* IE for a given bearer in the *E-RABs Subject to Forwarding List* IE, then it means the target eNB has requested the forwarding of uplink data for this given bearer.

If the *DAPS Request Information* IE is included for an E-RAB in the *Source eNB to Target eNB Transparent Container* IE within the HANDOVER REQUIRED message, it indicates that the request concerns a DAPS Handover for that E-RAB, as described in TS 36.300 [14].

If the *Direct Forwarding Path Availability* IE is included in the *Target eNB to Source eNB Transparent Container* IE, the source eNB shall, if supported, use it for direct data forwarding between the source SN and the target eNB as specified in TS 37.340 [32].

#### Interactions with E-RAB Management procedures:

If, after a HANDOVER REQUIRED message is sent and before the Handover Preparation procedure is terminated, the source eNB receives an MME initiated E-RAB Management procedure on the same UE associated signalling connection, the source eNB shall either:

1. cancel the Handover Preparation procedure by executing the Handover Cancel procedure with an appropriate cause value. After successful completion of the Handover Cancel procedure, the source eNB shall continue the MME initiated E-RAB Management procedure

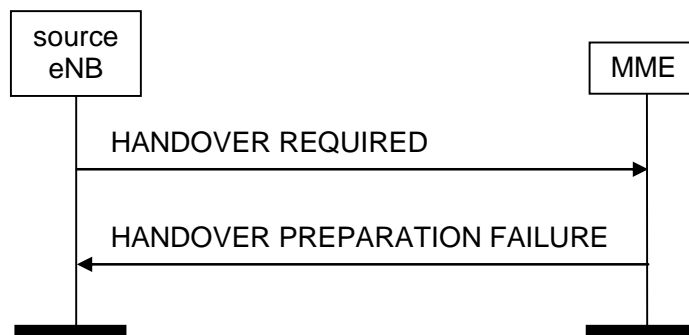
or

2. terminate the MME initiated E-RAB Management procedure by sending the appropriate response message with an appropriate cause value, e.g., “S1 intra system Handover Triggered”, “S1 inter system Handover Triggered” to the MME and then the source eNB shall continue with the handover procedure.



**Interaction with Handover Cancel procedures:**

If the *Security Result* IE is not included in the *Target eNB to Source eNB Transparent Container* IE of the *HANDOVER COMMAND* message, and the *Security Indication* IE in the *Source eNB to Target eNB Transparent Container* IE indicated that some of the E-RABs required User Plane Integrity Protection, the source eNB shall initiate the Handover Cancel procedure. The source eNB may reattempt the handover but only for the E-RABs that do not require User Plane Integrity Protection.

**8.4.1.3 Unsuccessful Operation**

**Figure 8.4.1.3-1: Handover preparation: unsuccessful operation**

If the EPC or the target system is not able to accept any of the bearers or a failure occurs during the Handover Preparation, the MME sends the *HANDOVER PREPARATION FAILURE* message with an appropriate cause value to the source eNB.

If the *CSG Id* IE and no *Cell Access Mode* IE are received in the *HANDOVER REQUIRED* message and the access control is unsuccessful and none of the E-RABs has a particular ARP value (see TS 23.401 [11]) the MME shall send the *HANDOVER PREPARATION FAILURE* message with an appropriate cause value to the source eNB, except when one of the E-RABs has a particular ARP value (see TS 23.401 [11]). Upon reception, the source eNB may decide to prevent handover for that UE towards CSG (Closed Access Mode) cells with corresponding CSG Id.

**Interaction with Handover Cancel procedure:**

If there is no response from the EPC to the *HANDOVER REQUIRED* message before timer  $TS1_{RELOC_{prep}}$  expires in the source eNB, the source eNB should cancel the Handover Preparation procedure by initiating the Handover Cancel procedure with the appropriate value for the *Cause* IE. The source eNB shall ignore any *HANDOVER COMMAND* message or *HANDOVER PREPARATION FAILURE* message received after the initiation of the Handover Cancel procedure.

**8.4.1.4 Abnormal Conditions**

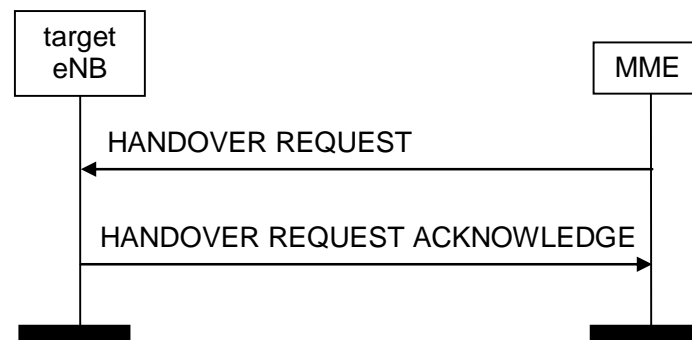
If the eNB receives at least one E-RAB ID included in the *E-RABs Subject to Forwarding List* IE without at least one valid associated tunnel address pair (in either UL or DL), then the eNB shall consider it as a logical error and act as described in subclause 10.4. A GTP tunnel address pair is considered valid if both the *GTP-TEID* IE and the *Transport Layer Address* IE are present.

**8.4.2 Handover Resource Allocation****8.4.2.1 General**

The purpose of the Handover Resource Allocation procedure is to reserve resources at the target eNB for the handover of a UE.



### 8.4.2.2 Successful Operation



**Figure 8.4.2.2-1: Handover resource allocation: successful operation**

The MME initiates the procedure by sending the HANDOVER REQUEST message to the target eNB. The HANDOVER REQUEST message may contain the *Handover Restriction List* IE, which contains roaming or access restrictions.

If the *Handover Restriction List* IE is contained in the HANDOVER REQUEST message, the target eNB shall store this information in the UE context. This information shall however not be considered whenever one of the handed over E-RABs has a particular ARP value (TS 23.401 [11]).

The target eNB shall use the information in *Handover Restriction List* IE if present in the HANDOVER REQUEST message to

- determine a target for subsequent mobility action for which the eNB provides information about the target of the mobility action towards the UE;
- select a proper SCG during dual connectivity operation.

If the *Handover Restriction List* IE is not contained in the HANDOVER REQUEST message, the target eNB shall consider that no roaming and no access restriction apply to the UE.

Upon reception of the HANDOVER REQUEST message, the eNB shall store the received *UE Security Capabilities* IE in the UE context and use it to prepare the configuration of the AS security relation with the UE.

If the *SRVCC Operation Possible* IE is included in the HANDOVER REQUEST message, the target eNB shall store the content of the received *SRVCC Operation Possible* IE in the UE context and, if supported, use it as defined in TS 23.216 [9].

Upon reception of the HANDOVER REQUEST message, the eNB shall store the received *Security Context* IE in the UE context and the eNB shall use it to derive the security configuration as specified in TS 33.401 [15].

If the *Trace Activation* IE is included in the HANDOVER REQUEST message, the target eNB shall if supported, initiate the requested trace function as described in TS 32.422 [10]. In particular, the eNB shall, if supported:

- if the *Trace Activation* IE does not include the *MDT Configuration* IE, initiate the requested trace session as described in TS 32.422 [10];
- if the *Trace Activation* IE includes the *MDT Activation* IE, within the *MDT Configuration* IE, set to “Immediate MDT and Trace”, initiate the requested trace session and MDT session as described in TS 32.422 [10];
- if the *Trace Activation* IE includes the *MDT Activation* IE, within the *MDT Configuration* IE, set to “Immediate MDT Only”, “Logged MDT only” or “Logged MBSFN MDT”, initiate the requested MDT session as described in TS 32.422 [10] and the target eNB shall ignore *Interfaces To Trace* IE, and *Trace Depth* IE.
- if the *Trace Activation* IE includes the *MDT Location Information* IE, within the *MDT Configuration* IE, store this information and take it into account in the requested MDT session.
- if the *Trace Activation* IE includes the *Signalling based MDT PLMN List* IE, within the *MDT Configuration* IE, the eNB may use it to propagate the MDT Configuration as described in TS 37.320 [31].



- if the *Trace Activation* IE includes the *MBSFN-ResultToLog* IE, within the *MDT Configuration* IE, take it into account for MDT Configuration as described in TS 37.320 [31].
- if the *Trace Activation* IE includes the *MBSFN-AreaId* IE in the *MBSFN-ResultToLog* IE, within the *MDT Configuration* IE, take it into account for MDT Configuration as described in TS 37.320 [31].
- if the *Trace Activation* IE includes the *UE Application layer measurement configuration* IE, initiate the requested trace session and QoE Measurement Collection function as described in TS 36.300 [14].
- if the *Trace Activation* IE includes the *Bluetooth Measurement Configuration* IE, within the *MDT Configuration* IE, take it into account for MDT Configuration as described in TS 37.320 [31].
- if the *Trace Activation* IE includes the *WLAN Measurement Configuration* IE, within the *MDT Configuration* IE, take it into account for MDT Configuration as described in TS 37.320 [31].
- if the *Trace Activation* IE includes the *MDT Configuration NR* IE, store and forward the *MDT Configuration NR* IE to the SgNB, if the eNB has configured EN-DC for the UE.
- if the *Trace Activation* IE includes the *Sensor Measurement Configuration* IE within the *MDT Configuration* IE, take it into account for MDT Configuration as described in TS 37.320 [31].

If the *CSG Id* IE is received in the HANDOVER REQUEST message, the eNB shall compare the received value with the *CSG Id* broadcast by the target cell.

If the *CSG Membership Status* IE is received in the HANDOVER REQUEST message and the *CSG Membership Status* is set to “member”, the eNB may provide the QoS to the UE as for member provided that the *CSG Id* received in the HANDOVER REQUEST messages corresponds to the *CSG Id* broadcast by the target cell.

If the *CSG Membership Status* IE and the *CSG Id* IE are received in the HANDOVER REQUEST message and the *CSG Id* does not correspond to the *CSG Id* broadcast by the target cell, the eNB may provide the QoS to the UE as for a non member and shall send back in the HANDOVER REQUEST ACKNOWLEDGE message the actual *CSG Id* broadcast by the target cell.

If the target cell is CSG cell or hybrid cell, the target eNB shall include the *CSG ID* IE in the HANDOVER REQUEST ACKNOWLEDGE message.

If the target eNB receives the *CSG Id* IE and the *CSG Membership Status* IE is set to “non member” in the HANDOVER REQUEST message and the target cell is a closed cell and at least one of the E-RABs has a particular ARP value (see TS 23.401 [11]), the eNB shall send back the HANDOVER REQUEST ACKNOWLEDGE message to the MME accepting those E-RABs and failing the other E-RABs.

If the *Subscriber Profile ID for RAT/Frequency priority* IE is contained in the *Source eNB to Target eNB Transparent Container* IE, the target eNB shall store the content of the received *Subscriber Profile ID for RAT/Frequency priority* IE in the UE context and use it as defined in TS 36.300 [14].

If the *Additional RRM Policy Index* IE is contained in the *Source eNB to Target eNB Transparent Container* IE, the target eNB shall, if supported, store it and use it as defined in TS 36.300 [14].

Upon reception of the *UE History Information* IE, which is included within the *Source eNB to Target eNB Transparent Container* IE in the HANDOVER REQUEST message, the target eNB shall collect the information defined as mandatory in the *UE History Information* IE and shall, if supported, collect the information defined as optional in the *UE History Information* IE, for as long as the UE stays in one of its cells, and store the collected information to be used for future handover preparations.

Upon reception of the *UE History Information from the UE* IE, which is included within the *Source eNB to Target eNB Transparent Container* IE in the HANDOVER REQUEST message, the target eNB shall, if supported, store the collected information, to be used for future handover preparations.

If the *Mobility Information* IE is included within the *Source eNB to Target eNB Transparent Container* IE in the HANDOVER REQUEST message, the target eNB shall, if supported, store this information and use it as defined in TS 36.300 [14].

If the *Emergency Indicator* IE is included within the *Source eNB to Target eNB Transparent Container* IE in the HANDOVER REQUEST message, the target eNB shall, if supported, use it to allocate radio bearer resources as specified in TS 23.502 [51].



If the *Expected UE Behaviour* IE is included in the HANDOVER REQUEST message, the eNB shall, if supported, store this information and may use it to determine the RRC connection time.

If the *Bearer Type* IE is included in the HANDOVER REQUEST message and is set to "non IP", then the eNB shall not perform IP header compression for the concerned E-RAB.

If the *Ethernet Type* IE is included in the HANDOVER REQUEST message and is set to "True", then the eNB shall, if supported, take this into account to perform header compression appropriately for the concerned E-RAB.

In case of inter-system handover from gNB with direct forwarding, if the target eNB receives the *UE Context Reference at Source* IE in the *Source eNB to Target eNB Transparent Container* IE, it may use it for internal forwarding as specified in TS 37.340 [47].

After all necessary resources for the admitted E-RABs have been allocated, the target eNB shall generate the HANDOVER REQUEST ACKNOWLEDGE message. The target eNB shall include in the *E-RABs Admitted List* IE the E-RABs for which resources have been prepared at the target cell. The E-RABs that have not been admitted in the target cell, if any, shall be included in the *E-RABs Failed to Setup List* IE.

If the HANDOVER REQUEST message contains the *Data Forwarding Not Possible* IE associated with a given E-RAB within the *E-RABs To Be Setup List* IE set to "Data forwarding not possible", then the target eNB may decide not to include the *DL Transport Layer Address* IE and the *DL GTP-TEID* IE and for intra LTE handover the *UL Transport Layer Address* IE and the *UL GTP-TEID* IE within the *E-RABs Admitted List* IE of the HANDOVER REQUEST ACKNOWLEDGE message for that E-RAB.

For each bearer that target eNB has decided to admit and for which *DL forwarding* IE is set to "DL forwarding proposed", the target eNB may include the *DL GTP-TEID* IE and the *DL Transport Layer Address* IE within the *E-RABs Admitted List* IE of the HANDOVER REQUEST ACKNOWLEDGE message indicating that it accepts the proposed forwarding of downlink data for this bearer.

If the HANDOVER REQUEST ACKNOWLEDGE message contains the *UL GTP-TEID* IE and the *UL Transport Layer Address* IE for a given bearer in the *E-RABs Admitted List* IE, then it means the target eNB has requested the forwarding of uplink data for this given bearer.

If the *Request Type* IE is included in the HANDOVER REQUEST message, then the target eNB should perform the requested location reporting functionality for the UE as described in subclause 8.11.

If the *UE Security Capabilities* IE included in the HANDOVER REQUEST message only contains the EIA0 algorithm as defined in TS 33.401 [15] and if this EIA0 algorithm is defined in the configured list of allowed integrity protection algorithms in the eNB (TS 33.401 [15]), the eNB shall take it into use and ignore the keys received in the *Security Context* IE.

The *GUMMEI* IE shall only be contained in the HANDOVER REQUEST message according to subclauses 4.6.2 and 4.7.6.6 of TS 36.300 [14]. If the *GUMMEI* IE is present, the target eNB shall store this information in the UE context and use it for subsequent X2 handovers.

The *MME UE S1AP ID 2* IE shall only be contained in the HANDOVER REQUEST message according to subclause 4.6.2 of TS 36.300 [14]. If the *MME UE S1AP ID 2* IE is present, the target eNB shall store this information in the UE context and use it for subsequent X2 handovers.

If the *Management Based MDT Allowed* IE only or the *Management Based MDT Allowed* IE and the *Management Based MDT PLMN List* IE is contained in the HANDOVER REQUEST message, the target eNB shall, if supported, store the received information in the UE context, and use this information to allow subsequent selections of the UE for management based MDT defined in TS 32.422 [10].

If the *Masked IMEISV* IE is contained in the HANDOVER REQUEST message the target eNB shall, if supported, use it to determine the characteristics of the UE for subsequent handling.

If the HANDOVER REQUEST contains a *Target Cell ID* IE, as part of the *Source eNB to Target eNB Transparent Container* IE, for a cell which is no longer active, the eNB may respond with an HANDOVER REQUEST ACKNOWLEDGE in case the PCI of the deactivated cell is in use by another active cell.

If the *ProSe Authorized* IE is contained in the HANDOVER REQUEST message and it contains one or more IEs set to "authorized", the eNB shall, if supported, consider that the UE is authorized for the relevant ProSe service(s).



If the *UE User Plane CIoT Support Indicator* IE is included in the HANDOVER REQUEST message and is set to "supported", the eNB shall, if supported, consider that User Plane CIoT EPS Optimisation as specified in TS 23.401 [11] is supported for the UE.

If the *CE-mode-B Support Indicator* IE is included in the HANDOVER REQUEST ACKNOWLEDGE message and set to "supported", the MME shall, if supported, take this information into account when setting NAS timer values for the UE as specified in TS 24.301[24].

If the *V2X Services Authorized* IE is contained in the HANDOVER REQUEST message and it contains one or more IEs set to "authorized", the eNB shall, if supported, consider that the UE is authorized for the relevant service(s).

If the *UE Sidelink Aggregate Maximum Bit Rate* IE is included in the HANDOVER REQUEST message, the eNB shall, if supported, use the received value for the concerned UE's sidelink communication in network scheduled mode for V2X services.

If the *Enhanced Coverage Restricted* IE is included in the HANDOVER REQUEST message, the eNB shall store this information in the UE context and use it as defined in TS 23.401 [11].

If the *CE-Mode-B Restricted* IE is included in the HANDOVER REQUEST message and the *Enhanced Coverage Restricted* IE is not set to *restricted* and the Enhanced Coverage Restricted information stored in the UE context is not set to *restricted*, the eNB shall store this information in the UE context and use it as defined in TS 23.401 [11].

If the *NR UE Security Capabilities* IE is included in the HANDOVER REQUEST message, the eNB shall, if supported, store this information in the UE context and use it as defined in TS 33.401 [15].

If the *Aerial UE subscription information* IE is included in the HANDOVER REQUEST message, the eNB shall, if supported, store this information in the UE context and use it as defined in TS 36.300 [14].

If the *Pending Data Indication* IE is included in the HANDOVER REQUEST message, the eNB shall use it as defined in TS 23.401 [11].

If the *Subscription Based UE Differentiation Information* IE is included in the HANDOVER REQUEST message, the eNB shall, if supported, store this information in the UE context for further use according to TS 23.401 [11].

If the *Additional RRM Policy Index* IE is contained in the HANDOVER REQUEST message, the eNB shall, if supported, store it and use it as defined in TS 36.300 [14].

If the HANDOVER REQUEST message is received for an handover originating from a source NG-RAN node, the list of E-RABs contained in the source eNB to target eNB Transparent Container which are not included in the HANDOVER REQUEST message shall be considered as not to be handed over and ignored.

If the *IAB Authorized* IE is contained in the HANDOVER REQUEST message, the target eNB shall, if supported, consider that the handover is for an IAB-node and use it as specified in TS 38.401 [52].

If the *NR V2X Services Authorized* IE is contained in the HANDOVER REQUEST message and it contains one or more IEs set to "authorized", the eNB shall, if supported, consider that the UE is authorized for the relevant service(s).

If the *NR UE Sidelink Aggregate Maximum Bit Rate* IE is included in the HANDOVER REQUEST message, the eNB shall, if supported, use the received value for the concerned UE's sidelink communication in network scheduled mode for NR V2X services.

If the *PC5 QoS Parameters* IE is included in the HANDOVER REQUEST message, the eNB shall, if supported, use it for the concerned UE's NR sidelink communication as specified in TS 23.285 [49].

If the *Inter-system measurement Configuration* IE is included within the *Source eNB to Target eNB Transparent Container* IE in the HANDOVER REQUEST message, the target eNB shall, if supported, use it as defined in TS 38.300 [45]. The *Inter System Measurement Configuration* IE shall contain at least one of the RSRP, RSRQ or SINR thresholds. If only one of the thresholds is present, the LTE eNB shall use the present threshold to compare against the measurement results received from the UE. If more than one thresholds are present, the received radio measurements must exceed all thresholds in order to satisfy the indicated radio conditions. The target eNB shall, if supported, report the measurement results to the source NR node by including the *Inter-System Handover Report* IE (defined in TS 38.413 [44]) in the eNB CONFIGURATION TRANSFER message only if:

- there is either a single source NR related cell whose measurement results exceed the threshold(s) for the whole measurement duration, or a group of source NR associated cells which together provide such coverage; and



- the above is fulfilled for the whole measurement duration, in which case the *Early IRAT HO* IE contained in the *Inter-System Handover Report* IE (defined in TS 38. 413 [44]) shall be set to "false", or the above is fulfilled until the UE is handed over back to NR within the measurement duration, in which case the *Early IRAT HO* IE contained in the *Inter-System Handover Report* IE (defined in TS 38. 413 [44]) shall be set to "true".

The cells that exceed the threshold in the first UE measurement report are included in the Inter-system Handover Report.

If the *UE Radio Capability ID* IE is included in the HANDOVER REQUEST message, the eNB shall, if supported, use it as defined in TS 23.401 [11].

If the *DAPS Request Information* IE is included for an E-RAB in the *Source eNB to Target eNB Transparent Container* IE within the HANDOVER REQUEST message, the target eNB shall consider that the request concerns a DAPS Handover for that E-RAB, as described in TS 36.300 [14]. The target eNB shall include the *DAPS Response information List* IE in the *Target eNB to Source eNB Transparent Container* IE within the HANDOVER REQUEST ACKNOWLEDGE message, containing the *DAPS Response Information* IE for each E-RAB requested to be configured with DAPS Handover.

If the *IMS voice EPS fallback from 5G* IE is included in the *Source eNB to Target eNB Transparent Container* IE within the HANDOVER REQUEST message, the target eNB shall, if supported, store the information in the UE context and consider that the UE is handed over from NG-RAN to E-UTRAN due to an IMS voice fallback.

If the *Security Indication* IE is contained in the HANDOVER REQUEST message, the target eNB shall, if supported, act as defined in the E-RAB Setup procedure for the concerned E-RAB.

If the *Security Indication* IE is included in the *Source eNB to Target eNB Transparent Container* IE within the HANDOVER REQUEST message, the target eNB shall, if supported, use it as specified in TS 33.401 [15] and include the *Security Result* IE in the *Target eNB to Source eNB Transparent Container* IE of the HANDOVER REQUEST ACKNOWLEDGE message.

If the *UE Context Reference at Source eNB* IE is included in the *Source eNB to Target eNB Transparent Container* IE within the HANDOVER REQUEST message, the target eNB may use it to identify an existing UE.

If for a given E-RAB flow the *Source Transport Layer Address* IE is included within the *Source eNB to Target eNB Transparent Container* IE in the HANDOVER REQUEST message, the target eNB shall, if supported, store this information and use it as part of its ACL functionality configuration actions for direct data forwarding, if such ACL functionality is deployed.

If the *UE Radio Capability ID* IE is contained in the HANDOVER REQUEST message, the target eNB may include the *RACS Indication* IE in the *Target eNB to Source eNB Transparent Container* IE within the HANDOVER REQUEST ACKNOWLEDGE message, to indicate that it is able to acquire the UE radio capabilities through reception of the UE Radio Capability ID in future mobility actions as described in TS 23.401 [11].

If for a given E-RAB the *Source Node Transport Layer Address* IE is included within the *Source eNB to Target eNB Transparent Container* IE in the HANDOVER REQUEST message, the target eNB shall, if supported, store this information and use it as part of its ACL functionality configuration actions for direct data forwarding, if such ACL functionality is deployed.

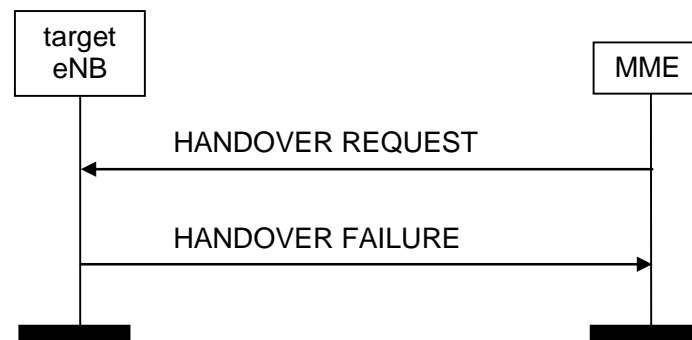
If the *Source SN ID* IE is included in the *Source eNB to Target eNB Transparent Container* IE within the HANDOVER REQUEST message, the target eNB shall, if supported, use it to decide whether direct forwarding path is available between the target eNB and this source RAN node. If the direct forwarding path is available, the target eNB shall include the *Direct Forwarding Path Availability* IE in the *Target eNB to Source eNB Transparent Container* IE within the HANDOVER REQUEST ACKNOWLEDGE message.

If the *Direct Forwarding Path Availability* IE is included in the *Source eNB to Target eNB Transparent Container* IE within the HANDOVER REQUEST message, the target eNB may use the information to assign tunnel endpoints in case of inter-system handover.

If the HANDOVER REQUEST message contains within the *Source eNB to Target eNB Transparent Container* IE the *Time Based Handover Information* IE, the target eNB may use this information to allocate necessary resources for the incoming handover.



### 8.4.2.3 Unsuccessful Operation



**Figure 8.4.2.3-1: Handover resource allocation: unsuccessful operation**

If the target eNB does not admit at least one non-GBR E-RAB, or a failure occurs during the Handover Preparation, it shall send the HANDOVER FAILURE message to the MME with an appropriate cause value.

If the target eNB does not receive the *CSG Membership Status* IE but does receive the *CSG Id* IE in the HANDOVER REQUEST message and the CSG Id does not correspond to the CSG Id of the target cell, the target eNB shall send the HANDOVER FAILURE message to the MME with an appropriate cause value.

If the target eNB receives a HANDOVER REQUEST message containing *RRC Container* IE that does not include required information as specified in TS 36.331 [16], the target eNB shall send the HANDOVER FAILURE message to the MME.

### 8.4.2.4 Abnormal Conditions

If the target eNB receives a HANDOVER REQUEST message containing a *E-RAB Level QoS Parameters* IE which contains a *QCI* IE indicating a GBR bearer (as defined in TS 23.203 [13]), and which does not contain the *GBR QoS Information* IE, the target eNB shall not admit the corresponding E-RAB.

If the target eNB receives a HANDOVER REQUEST message containing several *E-RAB ID* IEs (in the *E-RABs To Be Setup List* IE) set to the same value, the target eNB shall not admit the corresponding E-RABs.

If the *Subscriber Profile ID for RAT/Frequency priority* IE is not contained in the *Source eNB to Target eNB Transparent Container* IE whereas available in the source eNB, the target eNB shall trigger a local error handling.

**NOTE:** It is assumed that the information needed to verify this condition is visible within the system, see subclause 4.1.

If the supported algorithms for encryption defined in the *Encryption Algorithms* IE in the *UE Security Capabilities* IE, plus the mandated support of EEA0 in all UEs (TS 33.401 [15]), do not match any allowed algorithms defined in the configured list of allowed encryption algorithms in the eNB (TS 33.401 [15]), the target eNB shall reject the procedure using the HANDOVER FAILURE message.

If the supported algorithms for integrity defined in the *Integrity Protection Algorithms* IE in the *UE Security Capabilities* IE, plus the mandated support of the EIA0 algorithm in all UEs (TS 33.401 [15]), do not match any allowed algorithms defined in the configured list of allowed integrity protection algorithms in the eNB (TS 33.401 [15]), the target eNB shall reject the procedure using the HANDOVER FAILURE message.

If the target eNB receives a HANDOVER REQUEST message which does not contain the *Handover Restriction List* IE, and the serving PLMN cannot be determined otherwise by the eNB, the target eNB shall reject the procedure using the HANDOVER FAILURE message.

If the target eNB receives a HANDOVER REQUEST message containing the *Handover Restriction List* IE, and the serving PLMN indicated is not supported by the target cell, the target eNB shall reject the procedure using the HANDOVER FAILURE message.



## 8.4.3 Handover Notification

### 8.4.3.1 General

The purpose of the Handover Notification procedure is to indicate to the MME that the UE has arrived to the target cell and the S1 handover has been successfully completed.

### 8.4.3.2 Successful Operation



**Figure 8.4.3.2-1: Handover notification**

The target eNB shall send the HANDOVER NOTIFY message to the MME when the UE has been identified in the target cell and the S1 handover has been successfully completed.

If the *Tunnel Information for BBF* IE is received in the HANDOVER NOTIFY message, the MME shall, if supported, use it in the core network as specified in TS 23.139 [37].

If the *LHN ID* IE is included in the HANDOVER NOTIFY message, the MME shall, if supported, use it as specified in TS 23.401 [11].

If the UE is configured with EN-DC radio resources and the PSCell information is available, the *PSCell Information* IE shall be included in the HANDOVER NOTIFY message.

#### **Interactions with Handover Success procedure:**

If the *Notify Source eNB* IE is included in the HANDOVER NOTIFY message, the MME shall, if supported, notify the source eNB that the UE has successfully accessed the target eNB by sending the HANDOVER SUCCESS message.

### 8.4.3.3 Abnormal Conditions

Not applicable.

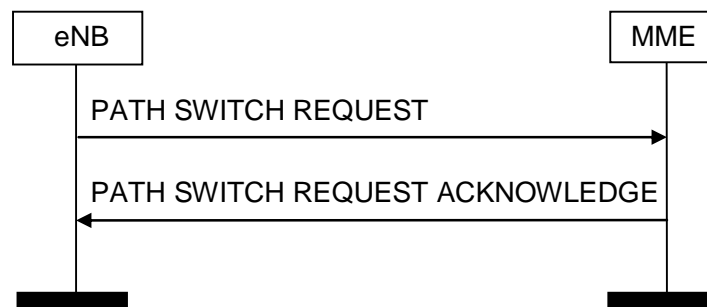
## 8.4.4 Path Switch Request

### 8.4.4.1 General

The purpose of the Path Switch Request procedure is to establish a UE associated signalling connection to the EPC and, if applicable, to request the switch of a downlink GTP tunnel towards a new GTP tunnel endpoint.



#### 8.4.4.2 Successful Operation



**Figure 8.4.4.2-1: Path switch request: successful operation**

The eNB initiates the procedure by sending the PATH SWITCH REQUEST message to the MME.

If the *E-RAB To Be Switched in Downlink List* IE in the PATH SWITCH REQUEST message does not include all E-RABs previously included in the UE Context, the MME shall consider the non included E-RABs as implicitly released by the eNB.

When the eNB has received from the radio interface the *RRC Resume Cause* IE, it shall include it in the PATH SWITCH REQUEST message.

After all necessary updates including the UP path switch have been successfully completed in the EPC for at least one of the E-RABs included in the PATH SWITCH REQUEST *E-RAB To Be Switched in Downlink List* IE, the MME shall send the PATH SWITCH REQUEST ACKNOWLEDGE message to the eNB and the procedure ends. The UE-associated logical S1-connection shall be established at reception of the PATH SWITCH REQUEST ACKNOWLEDGE message.

In case the EPC failed to perform the UP path switch for at least one, but not all, of the E-RABs included in the PATH SWITCH REQUEST *E-RAB To Be Switched in Downlink List* IE, the MME shall include the E-RABs it failed to perform UP path switch in the PATH SWITCH REQUEST ACKNOWLEDGE *E-RAB To Be Released List* IE. In this case, the eNB shall release the corresponding data radio bearers, and the eNB shall regard the E-RABs indicated in the *E-RAB To Be Released List* IE as being fully released.

If the *CSG Id* IE and no *Cell Access Mode* IE are received in the PATH SWITCH REQUEST message, the MME shall use it in the core network as specified in TS 23.401 [11]. If the *CSG Id* IE and the *Cell Access Mode* IE set to “hybrid” are received in the PATH SWITCH REQUEST message, the MME shall decide the membership status of the UE and use it in the core network as specified in TS 23.401 [11]. If no *CSG Id* IE and no *Cell Access Mode* IE are received in the PATH SWITCH REQUEST message and the UE was previously either in a CSG cell or in a hybrid cell, the MME shall consider that the UE has moved into a cell that is neither a CSG cell nor a hybrid cell and use this as specified in TS 23.401 [11].

If the GUMMEI of the MME currently serving the UE is available at the eNB (see TS 36.300 [14]) the eNB shall include the *Source MME GUMMEI* IE within the PATH SWITCH REQUEST message.

Upon reception of the PATH SWITCH REQUEST ACKNOWLEDGE message, the eNB shall store the received *Security Context* IE in the UE context and the eNB shall use it for the next X2 handover or Intra eNB handovers as specified in TS 33.401 [15].

The PATH SWITCH REQUEST ACKNOWLEDGE message may contain

- the *UE Aggregate Maximum Bit Rate* IE.
- the *MME UE S1AP ID 2* IE, which indicates the MME UE S1AP ID assigned by the MME.

If the *UE Aggregate Maximum Bit Rate* IE is included in the PATH SWITCH REQUEST ACKNOWLEDGE message, the eNB shall

- replace the previously provided UE Aggregate Maximum Bit Rate by the received UE Aggregate Maximum Bit Rate in the UE context; the eNB shall use the received UE Aggregate Maximum Bit Rate for non-GBR Bearers for the concerned UE.



If the *UE Aggregate Maximum Bit Rate* IE is not contained in the PATH SWITCH REQUEST ACKNOWLEDGE message, the eNB shall use the previously provided UE Aggregate Maximum Bit Rate which is stored in the UE context.

In case the EPC decides to change the uplink termination point of the tunnels, it may include the *E-RAB To Be Switched in Uplink List* IE in the PATH SWITCH REQUEST ACKNOWLEDGE message to specify a new uplink transport layer address and uplink GTP-TEID for each respective E-RAB for which it wants to change the uplink tunnel termination point.

When the eNB receives the PATH SWITCH REQUEST ACKNOWLEDGE message and if this message includes the *E-RAB To Be Switched in Uplink List* IE, the eNB shall start delivering the uplink packets of the concerned E-RABs to the new uplink tunnel endpoints as indicated in the message.

When the eNB receives the PATH SWITCH REQUEST ACKNOWLEDGE message including the *CSG Membership Status* IE, and if the cell that serves the UE is a hybrid cell, the eNB shall use it as defined in TS 36.300 [14].

If the *MME UE SIAP ID 2* IE is contained in the PATH SWITCH REQUEST ACKNOWLEDGE message, the eNB shall store this information in the UE context and use it for subsequent X2 handovers.

If the *Tunnel Information for BBF* IE is received in the PATH SWITCH REQUEST message, the MME shall, if supported, use it in the core network as specified in TS 23.139 [37].

If the *LHN ID* IE is included in the PATH SWITCH REQUEST message, the MME shall, if supported, use it as specified in TS 23.401 [11].

If the *ProSe Authorized* IE is contained in the PATH SWITCH REQUEST ACKNOWLEDGE message, the eNB shall, if supported, update its ProSe authorization information for the UE accordingly. If the *ProSe Authorized* IE includes one or more IEs set to “not authorized”, the eNB shall, if supported, initiate actions to ensure that the UE is no longer accessing the relevant ProSe service(s).

If the *UE User Plane CIoT Support Indicator* IE is included in the PATH SWITCH REQUEST ACKNOWLEDGE message and is set to “supported”, the eNB shall, if supported, consider that User Plane CIoT EPS Optimisation as specified in TS 23.401 [11] is supported for the UE.

If the *V2X Services Authorized* IE is contained in the PATH SWITCH REQUEST ACKNOWLEDGE message, the eNB shall, if supported, update its V2X services authorization information for the UE accordingly. If the *V2X Services Authorized* IE includes one or more IEs set to “not authorized”, the eNB shall, if supported, initiate actions to ensure that the UE is no longer accessing the relevant service(s).

If the *UE Sidelink Aggregate Maximum Bit Rate* IE is included in the PATH SWITCH REQUEST ACKNOWLEDGE message, the eNB shall, if supported:

- replace the previously provided UE Sidelink Aggregate Maximum Bit Rate, if available in the UE context, with the received value;
- use the received value for the concerned UE’s sidelink communication in network scheduled mode for V2X services.

If the *Enhanced Coverage Restricted* IE is included in the PATH SWITCH REQUEST ACKNOWLEDGE message, the eNB shall store this information in the UE context and use it as defined in TS 23.401 [11].

If the *CE-Mode-B Restricted* IE is included in the PATH SWITCH REQUEST ACKNOWLEDGE message and the *Enhanced Coverage Restricted* IE is not set to *restricted* and the Enhanced Coverage Restricted information stored in the UE context is not set to *restricted*, the eNB shall store this information in the UE context and use it as defined in TS 23.401 [11].

If information on the UE’s NR security capabilities is available at the eNB (see TS 33.401 [15]) the eNB shall include the *NR UE Security Capabilities* IE within the PATH SWITCH REQUEST message.

If the *NR UE Security Capabilities* IE is included in the PATH SWITCH REQUEST message, the MME shall, if supported, consider that the eNB has stored the respective information in the UE context, and proceed as defined in TS 33.401 [15].

If the *NR UE Security Capabilities* IE is included in the PATH SWITCH REQUEST ACKNOWLEDGE message, the eNB shall, if supported, store this information in the UE context and use it as defined in TS 33.401 [15].



If the *UE Security Capabilities* IE is included in the PATH SWITCH REQUEST ACKNOWLEDGE message, the eNB shall, if supported, store this information in the UE context and use it as defined in TS 33.401 [15].

If the *Aerial UE subscription information* IE is included in the PATH SWITCH REQUEST ACKNOWLEDGE message, the eNB shall, if supported, store this information in the UE context and use it as defined in TS 36.300 [14].

If the *Pending Data Indication* IE is included in the PATH SWITCH REQUEST ACKNOWLEDGE message, the eNB shall use it as defined in TS 23.401 [11].

If the *Subscription Based UE Differentiation Information* IE is included in the PATH SWITCH REQUEST ACKNOWLEDGE message, the eNB shall, if supported, store this information in the UE context for further use according to TS 23.401 [11].

If the *Handover Restriction List* IE is contained in the PATH SWITCH REQUEST ACKNOWLEDGE message, the eNB shall, if supported, overwrite any previously stored handover restriction information in the UE context and use the information in the *Handover Restriction List* IE to:

- determine a target for subsequent mobility action for which the eNB provides information about the target of the mobility action towards the UE;
- select a proper SCG during dual connectivity operation;

The PATH SWITCH REQUEST ACKNOWLEDGE message may contain the *Additional RRM Policy Index* IE, if available in the MME for cases specified in TS 23.401 [11]. The eNB shall, if supported, store it and use it as specified in TS 36.300 [14].

If the *UE Radio Capability ID* IE is included in the PATH SWITCH REQUEST ACKNOWLEDGE message, the eNB shall, if supported, use it as defined in TS 23.401 [11].

If the UE is configured with EN-DC radio resources and the PSCell information is available, the *PSCell Information* IE shall be included in the PATH SWITCH REQUEST message.

If the *NR V2X Services Authorized* IE is contained in the PATH SWITCH REQUEST ACKNOWLEDGE message, the eNB shall, if supported, update its V2X services authorization information for the UE accordingly. If the *NR V2X Services Authorized* IE includes one or more IEs set to "not authorized", the eNB shall, if supported, initiate actions to ensure that the UE is no longer accessing the relevant service(s).

If the *NR UE Sidelink Aggregate Maximum Bit Rate* IE is included in the PATH SWITCH REQUEST ACKNOWLEDGE message, the eNB shall, if supported:

- replace the previously provided NR UE Sidelink Aggregate Maximum Bit Rate, if available in the UE context, with the received value;
- use the received value for the concerned UE's sidelink communication in network scheduled mode for NR V2X services.

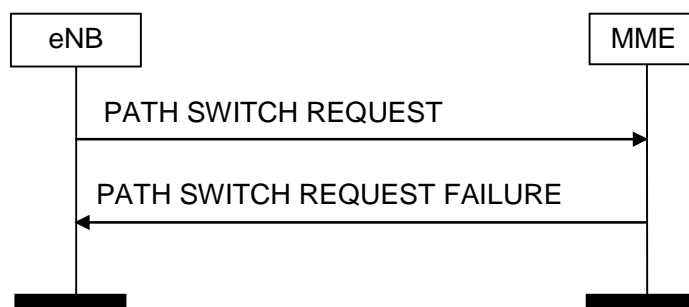
If the *PC5 QoS Parameters* IE is included in the PATH SWITCH REQUEST ACKNOWLEDGE message, the eNB shall, if supported, use it for the concerned UE's NR sidelink communication as specified in TS 23.285 [49].

For each E-RAB for which the *Security Indication* IE is included in the *E-RABs Switched in Downlink Item* IE of the PATH SWITCH REQUEST message, the MME shall, if supported, behave as specified in TS 33.401 [15] and may send back the *Security Indication* IE within the *E-RAB To Be Updated Item* IE of the PATH SWITCH REQUEST ACKNOWLEDGE message.

If the *Security Indication* IE is included within the *E-RAB To Be Updated Item* IE of the PATH SWITCH REQUEST ACKNOWLEDGE message, the eNB shall, if supported, behave as specified in TS 33.401 [15].



### 8.4.4.3 Unsuccessful Operation



**Figure 8.4.4.3-1: Path switch request: unsuccessful operation**

If the EPC fails to switch the downlink GTP tunnel endpoint towards a new GTP tunnel endpoint for all E-RABs included in the *E-RAB To Be Switched in Downlink List* IE during the execution of the Path Switch Request procedure, the MME shall send the PATH SWITCH REQUEST FAILURE message to the eNB with an appropriate cause value. In this case, the eNB should decide its subsequent actions and the MME should behave as described in TS 23.401 [11].

### 8.4.4.4 Abnormal Conditions

If the MME receives a PATH SWITCH REQUEST message containing several *E-RAB ID* IEs (in the *E-RAB To Be Switched in Downlink List* IE) set to the same value, the MME shall send the PATH SWITCH REQUEST FAILURE message to the eNB.

If the MME receives a PATH SWITCH REQUEST message without the *CSG Membership Status* IE, and the cell accessed by the UE is a hybrid cell with a different CSG from the source cell or the source cell does not have a CSG ID, the MME shall send the PATH SWITCH REQUEST FAILURE message to the eNB.

If the *CSG Membership Status* IE is not included in the PATH SWITCH REQUEST ACKNOWLEDGE message and the cell accessed by the UE is a hybrid cell with a different CSG from the source cell or the source cell does not have a CSG ID, the eNB shall consider the procedure as unsuccessfully terminated and initiate local error handling.

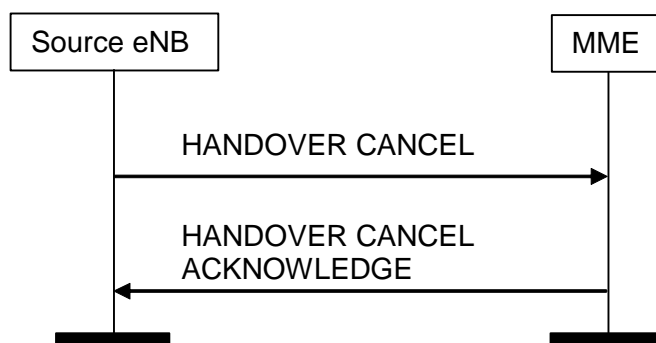
## 8.4.5 Handover Cancellation

### 8.4.5.1 General

The purpose of the Handover Cancel procedure is to enable a source eNB to cancel an ongoing handover preparation or an already prepared handover.

The procedure uses UE-associated signalling.

### 8.4.5.2 Successful Operation



**Figure 8.4.5.2-1: Handover Cancel procedure. Successful operation.**

The source eNB initiates the procedure by sending a HANDOVER CANCEL message to the EPC.



The HANDOVER CANCEL message shall indicate the reason for cancelling the handover with the appropriate value of the *Cause* IE.

Upon reception of a HANDOVER CANCEL message, the EPC shall terminate the ongoing Handover Preparation procedure, release any resources associated with the handover preparation and send a HANDOVER CANCEL ACKNOWLEDGE message to the source eNB.

Transmission and reception of a HANDOVER CANCEL ACKNOWLEDGE message terminate the procedure in the EPC and in the source eNB. After this, the source eNB does not have a prepared handover for that UE-associated logical S1-connection.

### 8.4.5.3 Unsuccessful Operation

Not applicable.

### 8.4.5.4 Abnormal Conditions

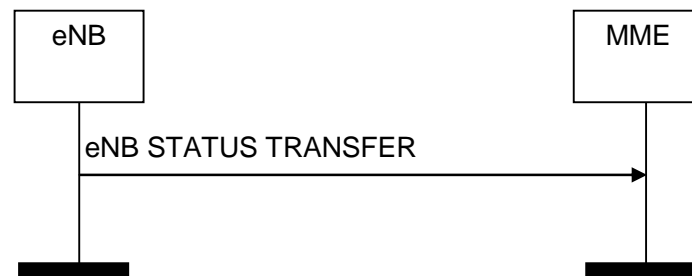
If the source eNB becomes aware of the fact that an expected HANDOVER CANCEL ACKNOWLEDGE message is missing, the source eNB shall consider the Handover Cancellation as successfully terminated.

## 8.4.6 eNB Status Transfer

### 8.4.6.1 General

The purpose of the eNB Status Transfer procedure is to transfer the uplink PDCP-SN and HFN receiver status and the downlink PDCP-SN and HFN transmitter status from the source to the target eNB via the MME during an intra LTE S1 handover for each respective E-RAB for which PDCP-SN and HFN status preservation applies.

### 8.4.6.2 Successful Operation



**Figure 8.4.6.2-1: eNB Status Transfer procedure**

The source eNB initiates the procedure by stopping assigning PDCP-SNs to downlink SDUs and sending the eNB STATUS TRANSFER message to the MME at the point in time when it considers the transmitter/receiver status to be frozen.

- For each E-RAB for which PDCP-SN and HFN status preservation applies the source eNB shall include the *E-RAB ID* IE, the *UL COUNT value* IE and the *DL COUNT value* IE within the *E-RABs Subject to Status Transfer Item* IE in the *eNB Status Transfer Transparent Container* IE of the eNB STATUS TRANSFER message.
- In case of 15 bit long PDCP-SN, for each E-RAB for which PDCP-SN and HFN status preservation applies, the source eNB shall additionally include the *UL COUNT Value Extended* IE and the *DL COUNT Value Extended* IE within the *E-RABs Subject to Status Transfer Item* IE.
- In case of 18 bit long PDCP-SN, for each E-RAB for which PDCP-SN and HFN status preservation applies, the source eNB shall additionally include the *UL COUNT Value for PDCP SN Length 18* IE and the *DL COUNT Value for PDCP SN Length 18* IE within the *E-RABs Subject to Status Transfer Item* IE.

The source eNB may also include in the eNB STATUS TRANSFER message the missing and the received uplink SDUs in the *Receive Status Of UL PDCP SDUs* IE, or in the *Receive Status Of UL PDCP SDUs Extended* IE in case of 15 bit long PDCP-SN, or in the *Receive Status Of UL PDCP SDUs for PDCP SN Length 18* IE in case of 18 bit long



PDPC-SN, for each bearer for which the source eNB has accepted the request from the target eNB for uplink forwarding.

#### 8.4.6.3 Unsuccessful Operation

Not applicable.

#### 8.4.6.4 Abnormal Conditions

Not applicable.

### 8.4.7 MME Status Transfer

#### 8.4.7.1 General

The purpose of the MME Status Transfer procedure is to transfer the uplink PDPC-SN and HFN receiver status and the downlink PDPC-SN and HFN transmitter status from the source to the target eNB via the MME during an S1 handover for each respective E-RAB for which PDPC-SN and HFN status preservation applies.

#### 8.4.7.2 Successful Operation



**Figure 8.4.7.2-1: MME Status Transfer procedure**

The MME initiates the procedure by sending the MME STATUS TRANSFER message to the eNB. The target eNB using Full Configuration for this handover as per TS 36.300 [14] shall ignore the information received in this message.

For each bearer within the *E-RABs Subject to Status Transfer List* IE within the *eNB Status Transfer Transparent Container* IE for which the *UL COUNT value* IE is received in the MME STATUS TRANSFER message, the target eNB shall apply the contained information and shall not deliver any uplink packet which has a PDPC-SN lower than the value contained in the *PDPC-SN* IE of this IE. If the *UL COUNT Value Extended* IE or *UL COUNT Value for PDPC SN Length 18* IE is included in the *E-RABs Subject to Status Transfer Item* IE, the target eNB shall, if supported, use the value contained in the *PDPC-SN Extended* IE in the *UL COUNT Value Extended* IE or *PDPC-SN Length 18* IE of the *UL COUNT Value for PDPC SN Length 18* IE instead of the value contained in the *PDPC-SN* IE of the *UL COUNT value* IE.

For each bearer in *E-RABs Subject to Status Transfer List* IE within the *eNB Status Transfer Transparent Container* IE received in the MME STATUS TRANSFER message, the target eNB shall use *DL COUNT value* IE for the first downlink packet for which there is no PDPC-SN yet assigned. If the *DL COUNT Value Extended* IE or *DL COUNT Value for PDPC SN Length 18* IE is included in the *E-RABs Subject to Status Transfer Item* IE, the target eNB shall, if supported, use the *DL COUNT Value Extended* IE or *DL COUNT Value for PDPC SN Length 18* IE instead of the *DL COUNT value* IE.

If the *Receive Status Of UL PDPC SDUs* IE or the *Receive Status Of UL PDPC SDUs Extended* IE or the *Receive Status Of UL PDPC SDUs for PDPC SN Length 18* IE is included for at least one bearer in the *eNB Status Transfer Transparent Container* IE of the MME STATUS TRANSFER message, the target eNB may use it in a Status Report message sent to the UE over the radio interface.

#### 8.4.7.3 Unsuccessful Operation

Not applicable.



#### 8.4.7.4 Abnormal Conditions

If the target eNB receives this message for a UE for which no prepared handover exists at the target eNB, the target eNB shall ignore the message.

### 8.4.8 Handover Success

#### 8.4.8.1 General

The Handover Success procedure is used during a DAPS Handover, to inform the source eNB that the UE has successfully accessed the target eNB. The procedure uses UE-associated signalling.

#### 8.4.8.2 Successful Operation



**Figure 8.4.8.2-1: Handover Success**

The MME initiates the procedure by sending the HANDOVER SUCCESS message to the source eNB.

#### 8.4.8.3 Abnormal Conditions


If the HANDOVER SUCCESS message refers to a context that does not exist, the source eNB shall ignore the message.

### 8.4.9 eNB Early Status Transfer

#### 8.4.9.1 General

The purpose of the eNB Early Status Transfer procedure is to transfer the COUNT of the first downlink SDU that the source eNB forwards to the target eNB, for each respective E-RAB for which DAPS Handover applies, from the source eNB to the target eNB via the MME during an intra LTE S1 handover, or the COUNT for discarding of already forwarded downlink SDUs for respective E-RAB(s) during S1 handover with time-based trigger condition.

#### 8.4.9.2 Successful Operation



**Figure 8.4.9.2-1: eNB Early Status Transfer procedure**

The source eNB initiates the procedure by sending the eNB EARLY STATUS TRANSFER message to the MME at the point in time when it considers starting early data forwarding to the target eNB or sending the eNB EARLY STATUS TRANSFER message to the MME after it initiated a handover preparation with time-based trigger condition.



For each E-RAB for which DAPS Handover applies, the source eNB shall include the *E-RAB ID* IE and the COUNT of the first downlink SDU that the source eNB forwards to the target eNB within the *E-RABs Subject to Early Status Transfer Item* IE in the *eNB Early Status Transfer Transparent Container* IE of the eNB EARLY STATUS TRANSFER message.

#### 8.4.9.3 Unsuccessful Operation

Not applicable.

#### 8.4.9.4 Abnormal Conditions

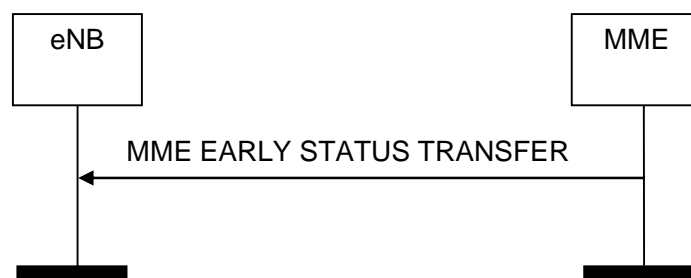
Not applicable.

### 8.4.10 MME Early Status Transfer

#### 8.4.10.1 General

The purpose of the MME Early Status Transfer procedure is to transfer the COUNT of the first downlink SDU that the source eNB forwards to the target eNB, for each respective E-RAB for which DAPS Handover applies, from the source eNB to the target eNB via the MME during an S1 handover, or the COUNT for discarding of already forwarded downlink SDUs for respective E-RAB during S1 handover with time-based trigger condition.

#### 8.4.10.2 Successful Operation



**Figure 8.4.10.2-1: MME Early Status Transfer procedure**

The MME initiates the procedure by sending the MME EARLY STATUS TRANSFER message to the eNB.

The *E-RABs Subject To Early Status Transfer List* IE within the *eNB Early Status Transfer Transparent Container* IE included in the MME EARLY STATUS TRANSFER message contains the E-RAB ID(s) corresponding to the E-RAB(s) subject to be simultaneously served by the source eNB and the target eNB during DAPS Handover.

For each E-RAB in the *E-RABs Subject to Early Status Transfer List* IE, the target eNB shall use the information contained in the *DL COUNT PDCP-SN length* IE as the COUNT of the first downlink SDU that the source eNB forwards to the target eNB.

For each E-RAB in the *E-RABs Subject to DL Discarding List* IE received in the MME EARLY STATUS TRANSFER message, the target eNB does not transmit forwarded downlink SDUs to the UE whose COUNT is less than the one provided and discards them if transmission has not been attempted.

#### 8.4.10.3 Unsuccessful Operation

Not applicable.

#### 8.4.10.4 Abnormal Conditions

If the target eNB receives this message for a UE for which no prepared DAPS handover exists at the target eNB, the target eNB shall ignore the message.

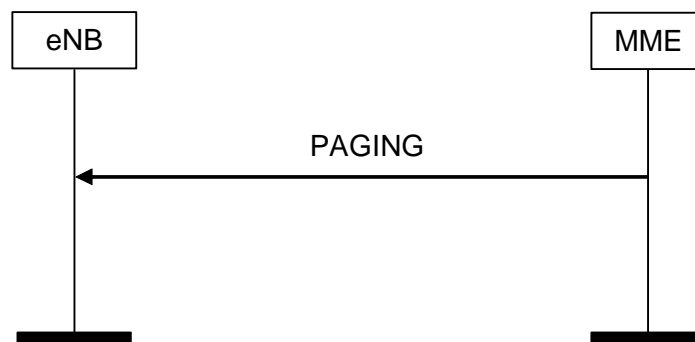


## 8.5 Paging

### 8.5.1 General

The purpose of the Paging procedure is to enable the MME to page a UE in the specific eNB.

### 8.5.2 Successful Operation



**Figure 8.5.2-1: Paging procedure**

The MME initiates the paging procedure by sending the PAGING message to the eNB.

At the reception of the PAGING message, the eNB shall perform paging of the UE in cells which belong to tracking areas as indicated in the *List of TAIs* IE.

The *CN Domain* IE shall be transferred transparently to the UE.

The *Paging DRX* IE may be included in the PAGING message, and if present the eNB shall use it according to TS 36.304 [20].

A list of CSG IDs may be included in the PAGING message.

If included, the E-UTRAN may use the list of CSG IDs to avoid paging the UE at CSG cells whose CSG ID does not appear in the list.

For each cell that belongs to any of the TAs indicated in the *List of TAIs* IE, the eNB shall generate one page on the radio interface.

The *Paging Priority* IE may be included in the PAGING message, and if present the eNB may use it according to TS 23.401 [11] and TS 23.272 [17].

If the *UE Radio Capability for Paging* IE is included in the PAGING message, the eNB may use it to apply specific paging schemes. If the *Enhanced Coverage Restricted* IE is included in the PAGING message, the eNB shall, if supported, use it as defined in TS 23.401 [11].

If the *Assistance Data for Recommended Cells* IE is included in the *Assistance Data for Paging* IE it may be used, together with the *Paging Attempt Information* IE if also present according to TS 36.300 [14].

If the *Assistance Data for CE capable UEs* IE is included in the *Assistance Data for Paging* IE, it may be used for paging the indicated CE capable UE, together with the *Paging Attempt Information* IE according to TS 36.300 [14].

If the *Next Paging Area Scope* IE is included in the *Paging Attempt Information* IE it may be used for paging the UE according to TS 36.300 [14].

If the *Paging eDRX Information* IE is included in the PAGING message, the eNB shall, if supported, use it according to TS 36.304 [20]. If the *Paging Time Window* IE is included in the *Paging eDRX Information* IE, the eNB shall take this information into account to determine the UE's paging occasion according to TS 36.304 [20]. The eNB should take into account the reception time of the PAGING message on the S1-MME interface to determine when to page the UE.



If the *Extended UE Identity Index Value* IE is included in the PAGING message, the eNB shall, if supported, use it to identify the paging resources to be used according to TS 36.304 [20]. The MME shall, if supported, include the *Extended UE Identity Index Value* IE in the PAGING message.

If the *NB-IoT Paging eDRX Information* IE is included in the PAGING message, the eNB shall, if supported, use it according to TS 36.304 [20]. If the *NB-IoT Paging Time Window* IE is included in the *NB-IoT Paging eDRX Information* IE, the eNB shall take this information into account to determine the UE's paging occasion according to TS 36.304 [20]. The eNB should take into account the reception time of the PAGING message on the S1-MME interface to determine when to page the UE.

If the *NB-IoT UE Identity Index Value* IE is included in the PAGING message, the eNB shall, if supported, use it to identify the paging resources to be used according to TS 36.304 [20].

If the *CE-Mode-B Restricted* IE is included in the PAGING message and the *Enhanced Coverage Restricted* IE is not set to *restricted*, the eNB shall use it as defined in TS 23.401 [11].

If the *Data Size* IE is included in the PAGING message, the eNB shall, if supported, use it to decide whether to initiate Mobile Terminated EDT procedures towards the UE as described in TS 36.300 [14].

If the *WUS Assistance Information* IE is included in the PAGING message, the eNB shall, if supported, use it to determine the WUS group for the UE, as specified in TS 36.304 [20].

If the *NB-IoT Paging DRX* IE is included in the PAGING message, the eNB shall use it according to TS 36.304 [20].

If the *Paging Cause* IE is included in the PAGING message, the eNB shall, if supported, transfer it to the UE according to TS 36.331 [21].

### 8.5.3 Unsuccessful Operation

Not applicable.

### 8.5.4 Abnormal Conditions

Not applicable.

## 8.6 NAS transport

### 8.6.1 General

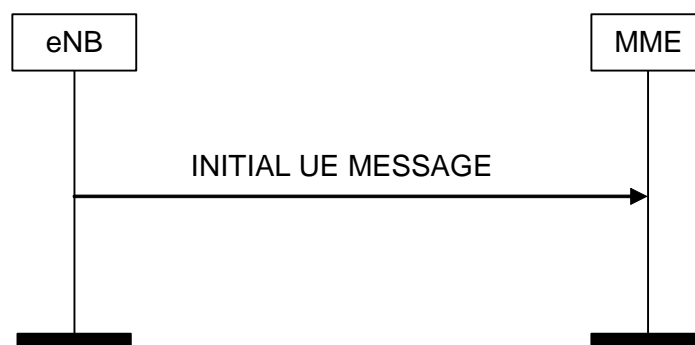
The purpose of the NAS Transport procedure is to carry UE – MME signalling over the S1 Interface. The NAS messages are not interpreted by the eNB, and their content is outside the scope of this specification. The procedure may use an existing UE-associated logical S1-connection. If no UE-associated logical S1-connection exists, the establishment of the UE-associated logical S1-connection is initiated (and may be established) as part of the procedure.

The NAS messages are transported in an IE of the INITIAL UE MESSAGE, DOWNLINK NAS TRANSPORT, UPLINK NAS TRANSPORT or REROUTE NAS REQUEST messages.



## 8.6.2 Successful Operations

### 8.6.2.1 Initial UE Message



**Figure 8.6.2.1-1: Initial UE Message procedure**

When the eNB has received from the radio interface the first UL NAS message transmitted via RRC message to be forwarded to an MME, the eNB shall invoke the NAS Transport procedure and send the INITIAL UE MESSAGE message to the MME including the NAS message as a *NAS-PDU* IE. The eNB shall allocate a unique eNB UE S1AP ID to be used for the UE and the eNB shall include this identity in the INITIAL UE MESSAGE message. In case of network sharing, the selected PLMN is indicated by the *PLMN Identity* IE within the *TAI* IE included in the INITIAL UE MESSAGE message. When the eNB has received from the radio interface the *S-TMSI* IE, it shall include it in the INITIAL UE MESSAGE message. If the eNB does not support NNSF and the eNB has received from the radio interface the *GUMMEI* IE, the eNB may include it in the INITIAL UE MESSAGE message. If the eNB does not support NNSF and the eNB has received from the radio interface the *GUMMEI Type* IE, the eNB may include it in the INITIAL UE MESSAGE message.

If the establishment of the UE-associated logical S1-connection towards the CN is performed due to an RRC connection establishment originating from a CSG cell, the *CSG Id* IE shall be included in the INITIAL UE MESSAGE message.

If the establishment of the UE-associated logical S1-connection towards the CN is performed due to an RRC connection establishment originating from a Hybrid cell, the *CSG Id* IE and the *Cell Access Mode* IE shall be included in the INITIAL UE MESSAGE message.

If the establishment of the UE-associated logical S1-connection towards the CN is performed due to an RRC connection establishment triggered by a Relay Node as defined in TS 36.300 [14], the *GW Transport Layer Address* IE and the *Relay Node Indicator* IE shall be included in the INITIAL UE MESSAGE message.

If the eNB has a L-GW function for LIPA operation, it shall include the *GW Transport Layer Address* IE in the INITIAL UE MESSAGE message.

If the *SIPTO L-GW Transport Layer Address* IE is received in the INITIAL UE MESSAGE message, the MME shall, if supported, use it for SIPTO@LN operation as specified in TS 23.401 [11].

If the *LHN ID* IE is included in the INITIAL UE MESSAGE message, the MME shall, if supported, use it as specified in TS 23.401 [11].

If the *Tunnel Information for BBF* IE is received in the INITIAL UE MESSAGE message, the MME shall, if supported, use it in the core network as specified in TS 23.139 [37].

If the *MME Group ID* IE is included in the INITIAL UE MESSAGE message this indicates that the message is a rerouted message and the MME shall, if supported, use the IE as described in TS 23.401 [11].

If the *UE Usage Type* IE is included in the INITIAL UE MESSAGE message, then the selected MME in the DCN shall if supported, use it as defined in TS 23.401 [11].

If the *DCN ID* IE is included in the INITIAL UE MESSAGE message, the MME shall, if supported, use it as defined in TS 23.401 [11].



NOTE: The first UL NAS message is always received in the RRC CONNECTION SETUP COMPLETE message, except that in cases of NB-IoT and MTC the first UL NAS message may be received in RRCEarlyDataRequest message.

If the *CE-mode-B Support Indicator* IE is included in the INITIAL UE MESSAGE message and set to "supported", the MME shall, if supported, use the extended NAS timer settings for the UE as specified in TS 24.301[24].

If the *Coverage Level* IE is included in the INITIAL UE MESSAGE message, the MME shall, if supported, use it as specified in TS 24.301[24].

If the *UE Application Layer Measurement Capability* IE is included in the INITIAL UE MESSAGE message, the MME shall, if supported, use it when initiating UE Application Layer Measurement.

If the *EDT Session* IE set to "true" is included in the INITIAL UE MESSAGE message, the MME shall, if supported, consider that the message has been received as a result of an EDT session as described in TS 36.300 [14].

If the *IAB Node Indication* IE is included in the INITIAL UE MESSAGE message, the MME shall consider that the message is related to an IAB-node.

### 8.6.2.2 DOWNLINK NAS TRANSPORT



Figure 8.6.2.2-1: DOWNLINK NAS Transport Procedure

If the MME only needs to send a NAS message transparently via the eNB to the UE and a UE-associated logical S1-connection exists for the UE or if the MME has received the *eNB UE S1AP ID* IE in an INITIAL UE MESSAGE message, the MME shall send a DOWNLINK NAS TRANSPORT message to the eNB including the NAS message as a *NAS-PDU* IE. If the UE-associated logical S1-connection is not established, the MME shall allocate a unique MME UE S1AP ID to be used for the UE and include that in the DOWNLINK NAS TRANSPORT message; by receiving the *MME UE S1AP ID* IE in the DOWNLINK NAS TRANSPORT, the eNB establishes the UE-associated logical S1-connection.

The *NAS-PDU* IE contains an MME – UE message that is transferred without interpretation in the eNB.

The DOWNLINK NAS TRANSPORT message may contain the *Handover Restriction List* IE, which may contain roaming or access restrictions.

If the *Handover Restriction List* IE is contained in the DOWNLINK NAS TRANSPORT message, the eNB shall store this information in the UE context.

The eNB shall use the information in *Handover Restriction List* IE if present in the DOWNLINK NAS TRANSPORT message to:

- determine a target for subsequent mobility action for which the eNB provides information about the target of the mobility action towards the UE;
- select a proper SCG during dual connectivity operation.

If the *Handover Restriction List* IE is not contained in the DOWNLINK NAS TRANSPORT message and there is no previously stored Handover restriction information, the eNB shall consider that no roaming and no access restriction apply to the UE.



If the *Subscriber Profile ID for RAT/Frequency priority* IE is included in DOWNLINK NAS TRANSPORT message, the eNB shall, if supported, use it as defined in TS 36.300 [14].

If the *Additional RRM Policy Index* IE is included in DOWNLINK NAS TRANSPORT message, the eNB shall, if supported, use it as defined in TS 36.300 [14].

If the *SRVCC Operation Possible* IE is included in DOWNLINK NAS TRANSPORT message, the eNB shall store it in the UE context and, if supported, use it as defined in TS 23.216 [9].

If the *UE Radio Capability* IE is included in the DOWNLINK NAS TRANSPORT message, the eNB shall store this information in the UE context, use it as defined in TS 36.300 [14].

If the *Enhanced Coverage Restricted* IE is included in the DOWNLINK NAS TRANSPORT message, the eNB shall store this information in the UE context and use it as defined in TS 23.401 [11].

If the *CE-Mode-B Restricted* IE is included in the DOWNLINK NAS TRANSPORT message and the *Enhanced Coverage Restricted* IE is not set to *restricted* and the Enhanced Coverage Restricted information stored in the UE context is not set to *restricted*, the eNB shall store this information in the UE context and use it as defined in TS 23.401 [11].

If the *NR UE Security Capabilities* IE is included in the DOWNLINK NAS TRANSPORT message, the eNB shall, if supported, store this information in the UE context and use it as defined in TS 33.401 [15].

If the *End Indication* IE is included in the DOWNLINK NAS TRANSPORT message and set to "no further data", the eNB shall consider that besides the included NAS PDU in this message, there are no further NAS PDUs to be transmitted for this UE.

If the *Pending Data Indication* IE is included in the DOWNLINK NAS TRANSPORT message, the eNB shall use it as defined in TS 23.401 [11].

If the *Subscription Based UE Differentiation Information* IE is included in the DOWNLINK NAS TRANSPORT message, the eNB shall, if supported, store this information in the UE context for further use according to TS 23.401 [11].

If the *UE Radio Capability ID* IE is included in the DOWNLINK NAS TRANSPORT message, the eNB shall, if supported, use it as defined in TS 23.401 [11].

If the *Masked IMEISV* IE is included in the DOWNLINK NAS TRANSPORT message, the eNB shall, if supported, use it to determine the characteristics of the UE for subsequent handling.

#### **Interaction with the NAS Delivery Indication procedure:**

If the *DL NAS PDU Delivery Acknowledgment Request* IE set to "requested" was included in the DOWNLINK NAS TRANSPORT message (see 23.401 [11]), the eNB shall trigger the NAS Delivery Indication procedure, if the downlink NAS PDU was successfully delivered to the UE.

#### **Interaction with the UE Capability Info Indication procedure:**

If the *UE Capability Info Request* IE set to "requested" is included in the DOWNLINK NAS TRANSPORT message, the eNB shall trigger the UE Capability Info Indication procedure if UE capability related information was successfully retrieved from the UE.



### 8.6.2.3 UPLINK NAS TRANSPORT



**Figure 8.6.2.3-1: UPLINK NAS TRANSPORT Procedure**

When the eNB has received from the radio interface a NAS message to be forwarded to the MME to which a UE-associated logical S1-connection for the UE exists, the eNB shall send the UPLINK NAS TRANSPORT message to the MME including the NAS message as a *NAS-PDU* IE. The eNB shall include the TAI and ECGI of the current cell in every S1-AP UPLINK NAS TRANSPORT message.

The *NAS-PDU* IE contains a UE – MME message that is transferred without interpretation in the eNB.

If the *GW Transport Layer Address* IE is received in the UPLINK NAS TRANSPORT message, the MME shall, if supported, use it for LIPA operation as specified in TS 23.401 [11].

If the *SIPTO L-GW Transport Layer Address* IE is received in the UPLINK NAS TRANSPORT message, the MME shall, if supported, use it for SIPTO@LN operation as specified in TS 23.401 [11].

If the *LHN ID* IE is included in the UPLINK NAS TRANSPORT message, the MME shall, if supported, use it as specified in TS 23.401 [11].

If the UE is configured with EN-DC radio resources and the PSCell information is available, the *PSCell Information* IE shall be included in the UPLINK NAS TRANSPORT message.

### 8.6.2.4 NAS NON DELIVERY INDICATION



**Figure 8.6.2.4-1: NAS NON DELIVERY INDICATION Procedure**

When the eNB decides not to start the delivery of a NAS message that has been received over a UE-associated logical S1-connection or the eNB is unable to ensure that the message has been received by the UE, it shall report the non-delivery of this NAS message by sending a NAS NON DELIVERY INDICATION message to the MME including the non-delivered NAS message within the *NAS-PDU* IE and an appropriate cause value within an appropriate *Cause* IE, e.g., “S1 intra system Handover Triggered”, “S1 inter system Handover Triggered” or “X2 Handover Triggered”.



### 8.6.2.4a NAS DELIVERY INDICATION



**Figure 8.6.2.4a-1: NAS DELIVERY INDICATION Procedure**

If the eNB has been requested by the MME to provide an indication upon successful delivery of a downlink NAS PDU the eNB sends the NAS DELIVERY INDICATION message to the MME upon successful delivery of the downlink NAS PDU to the UE, see TS 23.401 [11].

### 8.6.2.5 Reroute NAS Request



**Figure 8.6.2.5-1: Reroute NAS Request Procedure**

The purpose of the Reroute NAS Request procedure is to enable the MME to request for a rerouting of the INITIAL UE MESSAGE message to the MME in the indicated DCN.

The MME initiates the procedure by sending a REROUTE NAS REQUEST message to the eNB. The eNB shall, if supported, reroute the INITIAL UE MESSAGE message to the MME in the DCN indicated by the *MME Group ID* IE as described in TS 23.401 [11].

If the *Additional GUTI* IE is included in the REROUTE NAS REQUEST message, then the eNB shall if supported, use it when selecting the MME in the DCN as defined in TS 23.401 [11].

If the *UE Usage Type* IE is included in the REROUTE NAS REQUEST message, then the eNB shall if supported, include it towards the selected MME in the DCN as defined in TS 23.401 [11].

## 8.6.3 Unsuccessful Operation

Not applicable.

## 8.6.4 Abnormal Conditions

If the S-TMSI is not received by the MME in the INITIAL UE MESSAGE message whereas expected, the MME shall consider the procedure as failed.

The behaviour of an eNB that has been requested by the MME to provide an indication upon successful delivery of a downlink NAS PDU to the UE and that receives a DOWNLINK NAS TRANSPORT message before it has reported to the MME either successful or unsuccessful delivery of the NAS PDU to the UE, is not specified.



## 8.7 Management procedures

### 8.7.1 Reset

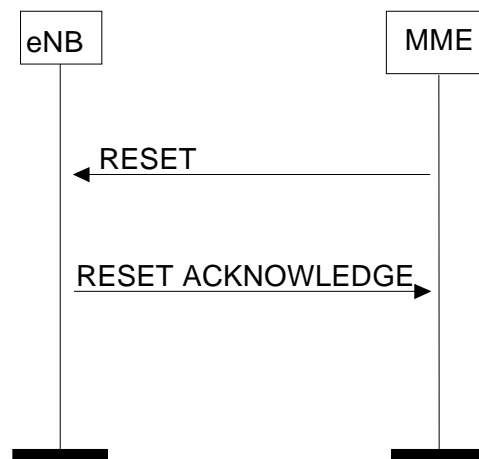
#### 8.7.1.1 General

The purpose of the Reset procedure is to initialise or re-initialise the E-UTRAN, or part of E-UTRAN S1AP UE-related contexts, in the event of a failure in the EPC or vice versa. This procedure does not affect the application level configuration data exchanged during, e.g., the S1 Setup procedure.

The procedure uses non-UE associated signalling.

#### 8.7.1.2 Successful Operation

##### 8.7.1.2.1 Reset Procedure Initiated from the MME



**Figure 8.7.1.2.1-1: Reset procedure initiated from the MME. Successful operation.**

In the event of a failure at the MME, which has resulted in the loss of some or all transaction reference information, a RESET message shall be sent to the eNB.

At reception of the RESET message, the eNB shall release all allocated resources on S1 and Uu related to the UE association(s) indicated explicitly or implicitly in the RESET message and remove the indicated UE contexts including S1AP ID.

After the eNB has released all assigned S1 resources and the UE S1AP IDs for all indicated UE associations which can be used for new UE-associated logical S1-connections over the S1 interface, the eNB shall respond with the RESET ACKNOWLEDGE message. The eNB does not need to wait for the release of radio resources to be completed before returning the RESET ACKNOWLEDGE message.

If the RESET message contains the *UE-associated logical S1-connection list* IE, then:

- The eNB shall use the *MME UE S1AP ID* IE and/or the *eNB UE S1AP ID* IE to explicitly identify the UE association(s) to be reset.
- The eNB shall include in the RESET ACKNOWLEDGE message, for each UE association to be reset, the *UE-associated logical S1-connection Item* IE in the *UE-associated logical S1-connection list* IE. The *UE-associated logical S1-connection Item* IEs shall be in the same order as received in the RESET message and shall include also unknown UE-associated logical S1-connections. Empty *UE-associated logical S1-connection Item* IEs, received in the RESET message, may be omitted in the RESET ACKNOWLEDGE message.
- If the *MME UE S1AP ID* IE is included in the *UE-associated logical S1-connection Item* IE for a UE association, the eNB shall include the *MME UE S1AP ID* IE in the corresponding *UE-associated logical S1-connection Item* IE in the RESET ACKNOWLEDGE message.

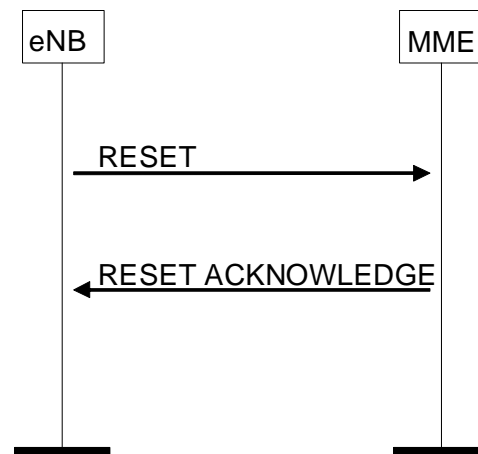


- If the *eNB UE S1AP ID* IE is included in the *UE-associated logical S1-connection Item* IE for a UE association, the eNB shall include the *eNB UE S1AP ID* IE in the corresponding *UE-associated logical S1-connection Item* IE in the RESET ACKNOWLEDGE message.

#### Interactions with other procedures:

If the RESET message is received, any other ongoing procedure (except for another Reset procedure) on the same S1 interface related to a UE association, indicated explicitly or implicitly in the RESET message, shall be aborted.

#### 8.7.1.2.2 Reset Procedure Initiated from the E-UTRAN



**Figure 8.7.1.2.2-1: Reset procedure initiated from the E-UTRAN. Successful operation.**

In the event of a failure at the eNB, which has resulted in the loss of some or all transaction reference information, a RESET message shall be sent to the MME.

At reception of the RESET message the MME shall release all allocated resources on S1 related to the UE association(s) indicated explicitly or implicitly in the RESET message and remove the S1AP ID for the indicated UE associations.

After the MME has released all assigned S1 resources and the UE S1AP IDs for all indicated UE associations which can be used for new UE-associated logical S1-connections over the S1 interface, the MME shall respond with the RESET ACKNOWLEDGE message.

If the RESET message contains the *UE-associated logical S1-connection list* IE, then:

- The MME shall use the *MME UE S1AP ID* IE and/or the *eNB UE S1AP ID* IE to explicitly identify the UE association(s) to be reset.
- The MME shall include in the RESET ACKNOWLEDGE message, for each UE association to be reset, the *UE-associated logical S1-connection Item* IE in the *UE-associated logical S1-connection list* IE. The *UE-associated logical S1-connection Item* IEs shall be in the same order as received in the RESET message and shall include also unknown UE-associated logical S1-connections. Empty *UE-associated logical S1-connection Item* IEs, received in the RESET message, may be omitted in the RESET ACKNOWLEDGE message.
- If the *MME UE S1AP ID* IE is included in the *UE-associated logical S1-connection Item* IE for a UE association, the MME shall include the *MME UE S1AP ID* IE in the corresponding *UE-associated logical S1-connection Item* IE in the RESET ACKNOWLEDGE message.
- If the *eNB UE S1AP ID* IE is included in a *UE-associated logical S1-connection Item* IE for a UE association, the MME shall include the *eNB UE S1AP ID* IE in the corresponding *UE-associated logical S1-connection Item* IE in the RESET ACKNOWLEDGE message.

#### Interactions with other procedures:

If the RESET message is received, any other ongoing procedure (except for another Reset procedure) on the same S1 interface related to a UE association, indicated explicitly or implicitly in the RESET message, shall be aborted.



### 8.7.1.3 Abnormal Conditions

#### 8.7.1.3.1 Abnormal Condition at the EPC

If the RESET message includes the *UE-associated logical S1-connection list* IE, but neither the *MME UE SIAP ID* IE nor the *eNB UE SIAP ID* IE is present for a *UE-associated logical S1-connection Item* IE, then the MME shall ignore the *UE-associated logical S1-connection Item* IE. The MME may return the empty *UE-associated logical S1-connection Item* IE in the *UE-associated logical S1-connection list* IE in the RESET ACKNOWLEDGE message.

#### 8.7.1.3.2 Abnormal Condition at the E-UTRAN

If the RESET message includes the *UE-associated logical S1-connection list* IE, but neither the *MME UE SIAP ID* IE nor the *eNB UE SIAP ID* IE is present for a *UE-associated logical S1-connection Item* IE, then the eNB shall ignore the *UE-associated logical S1-connection Item* IE. The eNB may return the empty *UE-associated logical S1-connection Item* IE in the *UE-associated logical S1-connection list* IE in the RESET ACKNOWLEDGE message.

#### 8.7.1.3.3 Crossing of Reset Messages

If a Reset procedure is ongoing in the eNB and the eNB receives a RESET message from the peer entity on the same S1 interface related to one or several UE associations previously requested to be reset, indicated explicitly or implicitly in the received RESET message, the eNB shall respond with the RESET ACKNOWLEDGE message as described in 8.7.1.2.1.

If a Reset procedure is ongoing in the MME and the MME receives a RESET message from the peer entity on the same S1 interface related to one or several UE associations previously requested to be reset, indicated explicitly or implicitly in the received RESET message, the MME shall respond with the RESET ACKNOWLEDGE message as described in 8.7.1.2.2.

## 8.7.2 Error Indication

### 8.7.2.1 General

The Error Indication procedure is initiated by a node in order to report detected errors in one incoming message, provided they cannot be reported by an appropriate failure message.

If the error situation arises due to reception of a message utilising UE associated signalling, then the Error Indication procedure uses UE associated signalling. Otherwise the procedure uses non-UE associated signalling.

### 8.7.2.2 Successful Operation

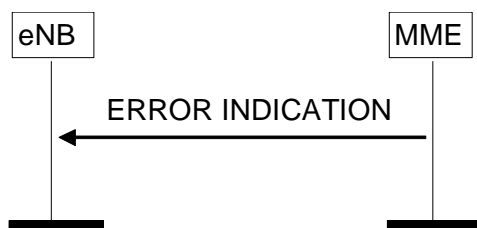


Figure 8.7.2.2-1: Error Indication procedure, MME originated. Successful operation.



Figure 8.7.2.2-2: Error Indication procedure, eNB originated. Successful operation.



When the conditions defined in clause 10 are fulfilled, the Error Indication procedure is initiated by an ERROR INDICATION message sent from the receiving node.

The ERROR INDICATION message shall contain at least either the *Cause* IE or the *Criticality Diagnostics* IE. In case the Error Indication procedure is triggered by utilising UE associated signalling the *MME UE S1AP ID* IE and the *eNB UE S1AP ID* IE shall be included in the ERROR INDICATION message. If one or both of *MME UE S1AP ID* IE and the *eNB UE S1AP ID* IE are not correct, the cause shall be set to appropriate value, e.g., “Unknown or already allocated MME UE S1AP ID”, “Unknown or already allocated eNB UE S1AP ID” or “Unknown or inconsistent pair of UE S1AP ID”.

### 8.7.2.3 Abnormal Conditions

Not applicable.

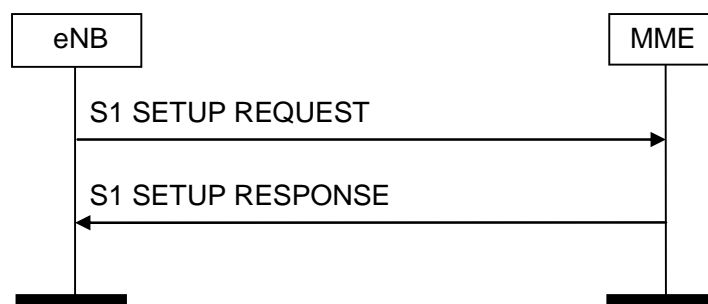
## 8.7.3 S1 Setup

### 8.7.3.1 General

The purpose of the S1 Setup procedure is to exchange application level data needed for the eNB and the MME to correctly interoperate on the S1 interface. This procedure shall be the first S1AP procedure triggered after the TNL association has become operational. The procedure uses non-UE associated signalling.

This procedure erases any existing application level configuration data in the two nodes and replaces it by the one received and clears MME overload state information at the eNB. If the eNB and MME do not agree on retaining the UE Contexts this procedure also re-initialises the E-UTRAN S1AP UE-related contexts (if any) and erases all related signalling connections in the two nodes like a Reset procedure would do. If the eNB initiating the S1 Setup procedure supports a CSG cell, the procedure shall report the CSG ID(s) of the supported CSGs.

### 8.7.3.2 Successful Operation



**Figure 8.7.3.2-1: S1 Setup procedure: Successful Operation.**

The eNB initiates the procedure by sending a S1 SETUP REQUEST message including the appropriate data to the MME. The MME responds with a S1 SETUP RESPONSE message including the appropriate data.

The exchanged data shall be stored in respective node and used for the duration of the TNL association. When this procedure is finished, the S1 interface is operational and other S1 messages can be exchanged.

If the eNB initiating the S1 SETUP procedure supports one (or more) CSG cell(s), the S1 SETUP REQUEST message shall contain the CSG ID(s) of the supported CSG(s).

If the S1 SETUP REQUEST message contains the *eNB Name* IE the MME may use this IE as a human readable name of the eNB.

If the S1 SETUP RESPONSE message contains the *MME Name* IE the eNB may use this IE as a human readable name of the MME.

If the *MME Relay Support Indicator* IE is included in the S1 SETUP RESPONSE message, the eNB shall consider this information when selecting an appropriate MME for the Relay Node.



If the *UE Retention Information* IE set to “ues-retained” was included in the S1 SETUP REQUEST message, then the MME may accept the proposal to retain the existing UE related contexts and signalling connections by including the *UE Retention Information* IE set to “ues-retained” in the S1 SETUP RESPONSE message.

If the *NB-IoT Default Paging DRX* IE is included in the S1 SETUP REQUEST message, the MME will take it into account as specified in TS 36.300 [14].

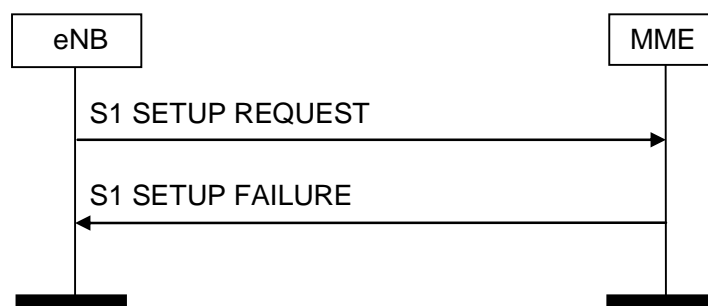
If the *Connected en-gNB List* IE is included in the S1 SETUP REQUEST message, the MME shall take it into account as specified in TS 36.300 [14].

If the S1 SETUP RESPONSE message contains the *ServedDCNs* IE then the eNB shall, if supported, use it as defined in TS 23.401 [11].

If the S1 SETUP RESPONSE message contains the *GUMMEI Type* IE then the eNB shall, if supported, use it to route the UE to the correct MME as specified in TS 23.401 [11].

If the MME supports IAB, the MME shall include the *IAB Supported* IE in the S1 SETUP RESPONSE message. If the *IAB Supported* IE is included in the S1 SETUP RESPONSE message, the eNB shall, if supported, store this information and use it for further MME selection for the IAB-MT.

### 8.7.3.3 Unsuccessful Operation



**Figure 8.7.3.3-1: S1 Setup procedure: Unsuccessful Operation.**

If the MME cannot accept the setup, it should respond with a S1 SETUP FAILURE and appropriate cause value.

If the S1 SETUP FAILURE message includes the *Time To Wait* IE, the eNB shall wait at least for the indicated time before reinitiating the S1 setup towards the same MME.

### 8.7.3.4 Abnormal Conditions

If the eNB initiates the procedure by sending a S1 SETUP REQUEST message including the *PLMN Identity* IEs and none of the PLMNs provided by the eNB is identified by the MME, then the MME shall reject the eNB S1 Setup Request procedure with the appropriate cause value, e.g., “Unknown PLMN”.

If none of the RATs indicated by the eNB in the S1 SETUP REQUEST message is supported by the MME, then the MME shall fail the S1 Setup procedure with an appropriate cause value.

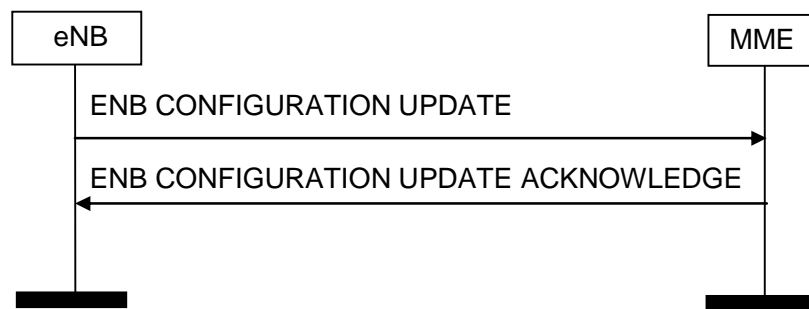
## 8.7.4 eNB Configuration Update

### 8.7.4.1 General

The purpose of the eNB Configuration Update procedure is to update application level configuration data needed for the eNB and the MME to interoperate correctly on the S1 interface. This procedure does not affect existing UE-related contexts, if any.



### 8.7.4.2 Successful Operation



**Figure 8.7.4.2-1: ENB Configuration Update procedure: Successful Operation.**

The eNB initiates the procedure by sending an ENB CONFIGURATION UPDATE message to the MME including an appropriate set of updated configuration data that it has just taken into operational use. The MME responds with ENB CONFIGURATION UPDATE ACKNOWLEDGE message to acknowledge that it successfully updated the configuration data. If information element(s) is/are not included in the ENB CONFIGURATION UPDATE message, the MME shall interpret that the corresponding configuration data is/are not changed and shall continue to operate the S1 with the existing related configuration data.

If the supported TA(s) is/are to be updated, the whole list of supported TAs, including those that are not to be updated, shall be included in the *Supported TAs* IE. The MME shall overwrite the whole list of TAs.

If the supported CSG ID(s) is/are to be updated, the whole list of supported CSG IDs, including those that are not to be updated, shall be included in the *CSG Id List* IE. The MME shall overwrite the whole list of CSG IDs.

If the ENB CONFIGURATION UPDATE message contains the *eNB Name* IE, the MME may use this IE as a human readable name of the eNB.

If the *Default Paging DRX* IE is included, the MME shall overwrite any previously stored default paging DRX value for the eNB.

If the *NB-IoT Default Paging DRX* IE is included in the ENB CONFIGURATION UPDATE message, the MME shall overwrite any previously stored NB-IoT default paging DRX value for the eNB.

If the *Connected en-gNB to be Added List* IE is included in the ENB CONFIGURATION UPDATE message, the MME shall replace, if applicable, any previously received information for the concerned en-gNBs and take it into account as specified in TS 36.300 [14].

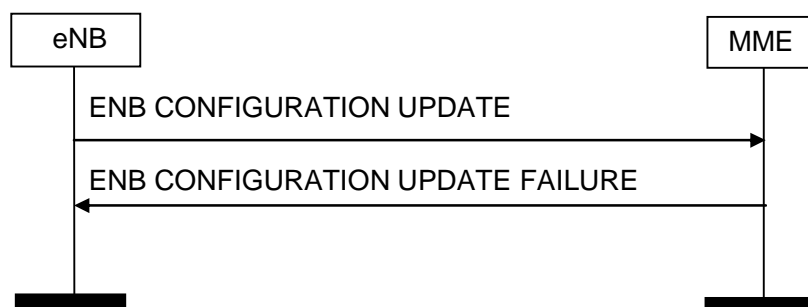
If the *Connected en-gNB to be Removed List* IE is included in the ENB CONFIGURATION UPDATE message, the MME shall remove any stored information for the concerned en-gNBs.

The updated configuration data shall be stored in both the eNB and the MME and used for the duration of the TNL association or until any further update is triggered by the eNB.

The eNB may initiate a further eNB Configuration Update procedure only after a previous eNB Configuration Update procedure has been completed.



### 8.7.4.3 Unsuccessful Operation



**Figure 8.7.4.3-1: ENB Configuration Update procedure: Unsuccessful Operation.**

If the MME cannot accept the update, it shall respond with an ENB CONFIGURATION UPDATE FAILURE message and appropriate cause value.

If the ENB CONFIGURATION UPDATE FAILURE message includes the *Time To Wait* IE, the eNB shall wait at least for the indicated time before reinitiating the ENB Configuration Update procedure towards the same MME. Both nodes shall continue to operate the S1 with their respective configuration data.

### 8.7.4.4 Abnormal Conditions

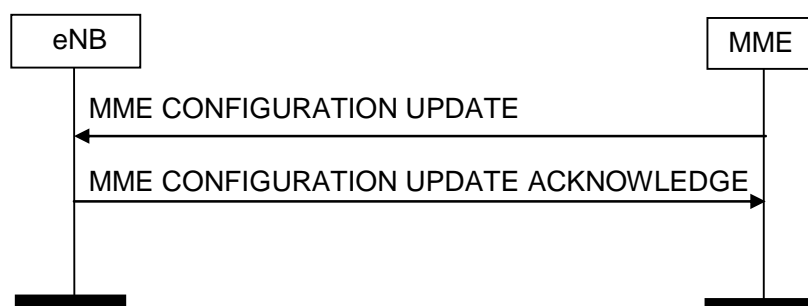
If the eNB after initiating eNB Configuration Update procedure receives neither an ENB CONFIGURATION UPDATE ACKNOWLEDGE nor an ENB CONFIGURATION UPDATE FAILURE message, the eNB may reinitiate a further eNB Configuration Update procedure towards the same MME, provided that the content of the new ENB CONFIGURATION UPDATE message is identical to the content of the previously unacknowledged ENB CONFIGURATION UPDATE message.

## 8.7.5 MME Configuration Update

### 8.7.5.1 General

The purpose of the MME Configuration Update procedure is to update application level configuration data needed for the eNB and MME to interoperate correctly on the S1 interface. This procedure does not affect existing UE-related contexts, if any.

### 8.7.5.2 Successful Operation



**Figure 8.7.5.2-1: MME Configuration Update procedure: Successful Operation.**

The MME initiates the procedure by sending an MME CONFIGURATION UPDATE message including the appropriate updated configuration data to the eNB. The eNB responds with an MME CONFIGURATION UPDATE ACKNOWLEDGE message to acknowledge that it successfully updated the configuration data. If information element(s) is/are not included in the MME CONFIGURATION UPDATE message, the eNB shall interpret that the corresponding configuration data is not changed and shall continue to operate the S1 with the existing related configuration data.

If the served PLMNs is/are to be updated, the eNB shall overwrite the whole list of PLMNs.



If the MME CONFIGURATION UPDATE message contains the *MME Name* IE, the eNB may use this IE as a human readable name of the MME.

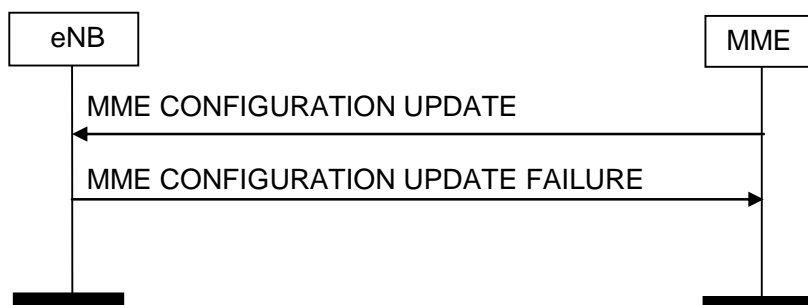
The updated configuration data shall be stored in the respective node and used for the duration of the TNL association or until any further update is performed from the MME.

The MME may initiate a further MME Configuration Update procedure only after a previous MME Configuration Update procedure has been completed.

If the MME CONFIGURATION UPDATE message contains the *ServedDCNs* IE then the eNB shall, if supported, use it as defined in TS 23.401 [11].

If the MME CONFIGURATION UPDATE message contains the *GUMMEI Type* IE then the eNB shall, if supported, use it to route the UE to the correct MME as specified in TS 23.401 [11].

### 8.7.5.3 Unsuccessful Operation



**Figure 8.7.5.3-1: MME Configuration Update: Unsuccessful Operation.**

If the eNB cannot accept the update, it shall respond with an MME CONFIGURATION UPDATE FAILURE message and appropriate cause value.

If the MME CONFIGURATION UPDATE FAILURE message includes the *Time To Wait* IE the MME shall wait at least for the indicated time before reinitiating the MME Configuration Update procedure towards the same eNB. Both nodes shall continue to operate the S1 with the existing configuration data.

### 8.7.5.4 Abnormal Conditions

If the MME neither receives an MME CONFIGURATION UPDATE ACKNOWLEDGE nor an MME CONFIGURATION UPDATE FAILURE message, the MME may reinitiate MME Configuration Update procedure towards the same eNB provided that the content of the new MME CONFIGURATION UPDATE message is identical to the content of the previously unacknowledged MME CONFIGURATION UPDATE message.

## 8.7.6 Overload Start

### 8.7.6.1 General

The purpose of the Overload Start procedure is to inform an eNB to reduce the signalling load towards the concerned MME.

The procedure uses non-UE associated signalling.



### 8.7.6.2 Successful Operation



**Figure 8.7.6.2-1: Overload Start procedure**

The eNB receiving the OVERLOAD START message shall assume the MME from which it receives the message as being in an overloaded state.

If the *Overload Action* IE in the *Overload Response* IE within the OVERLOAD START message is set to

- "reject RRC connection establishments for non-emergency mobile originated data transfer" (i.e., reject traffic corresponding to RRC cause "mo-data", "mo-VoiceCall" and "delayTolerantAccess" in TS 36.331 [16]), or
- "reject RRC connection establishments for signalling" (i.e., reject traffic corresponding to RRC cause "mo-data", "mo-signalling", "mo-VoiceCall" and "delayTolerantAccess" in TS 36.331 [16]), or
- "only permit RRC connection establishments for emergency sessions and mobile terminated services" (i.e., only permit traffic corresponding to RRC cause "emergency" and "mt-Access" in TS 36.331 [16]), or
- "only permit RRC connection establishments for high priority sessions and mobile terminated services" (i.e., only permit traffic corresponding to RRC cause "highPriorityAccess" and "mt-Access" in TS 36.331 [16]), or
- "reject only RRC connection establishment for delay tolerant access" (i.e., only reject traffic corresponding to RRC cause "delayTolerantAccess" in TS 36.331 [16]), or
- "not accept RRC connection requests for data transmission from UEs that only support Control Plane CIoT EPS Optimisation" (i.e. not accept traffic corresponding to RRC cause "mo-data" or "delayTolerantAccess" in TS 36.331 [16] for those UEs), or
- "only permit RRC connection establishments for high priority sessions, exception reporting and mobile terminated services" (i.e., only permit traffic corresponding to RRC cause "highPriorityAccess", "mo-ExceptionData" and "mt-Access" in TS 36.331 [16]),

the eNB shall:

- if the *Traffic Load Reduction Indication* IE is included in the OVERLOAD START message and, if supported, reduce the signalling traffic indicated as to be rejected by the indicated percentage,
- otherwise ensure that only the signalling traffic not indicated as to be rejected/not accepted is sent to the MME.

**NOTE:** When the *Overload Action* IE is set to "only permit RRC connection establishments for emergency sessions and mobile terminated services", emergency calls with RRC cause "highPriorityAccess" from high priority users are rejected (see TS 24.301 [24]).

If the *GUMMEI List* IE is present, the eNB shall, if supported, use this information to identify to which traffic the above defined rejections shall be applied.

If an overload action is ongoing and the eNB receives a further OVERLOAD START message, the eNB shall replace the ongoing overload action with the newly requested one. If the *GUMMEI List* IE is present, the eNB replaces applicable ongoing actions according to TS 36.300 [14], clauses 4.6.2, 4.7.4 and 19.2.2.12.



### 8.7.6.3 Unsuccessful Operation

Not applicable.

## 8.7.7 Overload Stop

### 8.7.7.1 General

The purpose of the Overload Stop procedure is to signal to an eNB the MME is connected to that the overload situation at the MME has ended and normal operation shall resume.

The procedure uses non-UE associated signalling.

### 8.7.7.2 Successful Operation



**Figure 8.7.7.2.-1: Overload Stop procedure**

The eNB receiving the OVERLOAD STOP message shall assume that the overload situation at the MME from which it receives the message has ended and shall resume normal operation for the applicable traffic towards this MME.

If the *GUMMEI List* IE is present, the eNB shall, if supported, use this information to identify which traffic to cease rejecting, and proceed according to TS 36.300 [14], clauses 4.6.2, 4.7.4 and 19.2.2.12. If no particular overload action is ongoing for a particular GUMMEI value, the eNB shall ignore this value.

### 8.7.7.3 Unsuccessful Operation

Not applicable.

## 8.8 S1 CDMA2000 Tunnelling Procedures

### 8.8.1 General

The purpose of S1 CDMA2000 Tunnelling procedures is to carry CDMA2000 signalling between UE and CDMA2000 RAT over the S1 Interface. This includes signalling for pre-registration of UE with CDMA2000 HRPD network, signalling for handover preparation for handover from E-UTRAN to CDMA2000 HRPD/1xRTT and pre-registration and paging of UE with CDMA2000 1xRTT CS system. The CDMA2000 messages are not interpreted by the eNB, and their content is outside the scope of this specification, however, additional information may be sent along with the tunnelled CDMA2000 message to assist the eNB and the MME in the tunnelling procedure. These procedures use an established UE-associated logical S1-connection.

The CDMA2000 messages are transported in an IE of the DOWNLINK S1 CDMA2000 TUNNELLING or UPLINK S1 CDMA2000 TUNNELLING messages.



## 8.8.2 Successful Operations

### 8.8.2.1 Downlink S1 CDMA2000 Tunnelling



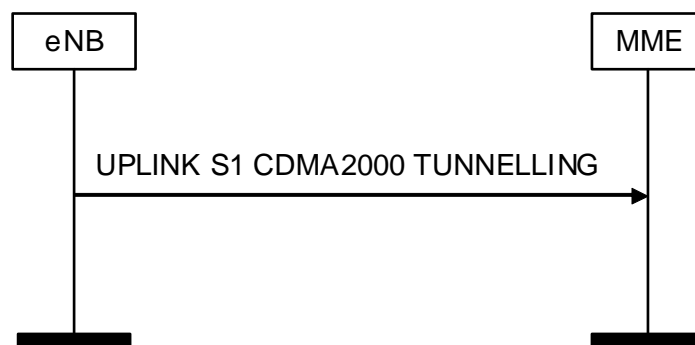
**Figure 8.8.2.1-1: Downlink S1 CDMA2000 Tunnelling Procedure**

If a CDMA2000 message needs to be sent from the MME to a given UE and a UE-associated logical S1-connection exists for that given UE, the MME should send a DOWNLINK S1 CDMA2000 TUNNELLING message to the eNB including the CDMA2000 message in the *CDMA2000-PDU* IE. The eNB forwards the received *CDMA2000-PDU* IE to the UE along with an indication of the RAT Type associated with the *CDMA2000-PDU* IE based on the *CDMA2000 RAT Type* IE.

If the MME receives handover status information along with the tunnelled downlink CDMA2000 message, the MME should include the handover status information in the *CDMA2000 HO Status* IE in the DOWNLINK S1 CDMA2000 TUNNELLING message.

If the DOWNLINK S1 CDMA2000 TUNNELLING message contains the *E-RABs Subject to Forwarding List* IE, it indicates that DL forwarding is available for the indicated E-RABs towards the tunnel endpoint identified by the *DL GTP-TEID* IE for those E-RABs.

### 8.8.2.2 Uplink S1 CDMA2000 Tunnelling



**Figure 8.8.2.2-1: Uplink S1 CDMA2000 Tunnelling Procedure**

When the eNB has received from the radio interface a CDMA2000 message to be forwarded to the MME in which a UE-associated logical S1-connection for a given UE exists, the eNB shall send the UPLINK S1 CDMA2000 TUNNELLING message to the MME including the CDMA2000 message in the *CDMA2000-PDU* IE.

If the MME receives the *CDMA2000 HO Required Indication* IE set to “true” in UPLINK S1 CDMA2000 TUNNELLING message, the MME shall send the necessary handover preparation information to the CDMA2000 target RAT.

If the MME receives any of the *CDMA2000 1xRTT SRVCC Info* IE, or the *CDMA2000 1xRTT RAND* IE in the UPLINK S1 CDMA2000 TUNNELLING message, the MME shall forward the received information to the CDMA2000 1xRTT RAT.



If the MME receives the *E-UTRAN Round Trip Delay Estimation Info* IE in the UPLINK S1 CDMA2000 TUNNELLING message, the MME shall forward the received information to the target HRPD access. The MME shall forward the received *CDMA2000 Sector ID* IE and *CDMA2000-PDU* IE to the proper destination node in the CDMA2000 RAT.

#### Interactions with E-RAB Management procedures:

If, after an UPLINK S1 CDMA2000 TUNNELLING message with *CDMA2000 HO Required Indication* IE set to “true” is sent before the DOWNLINK S1 CDMA2000 TUNNELLING message with *CDMA2000 HO Status* IE is received, the source eNB receives an MME initiated E-RAB Management procedure on the same UE associated signalling connection, the source eNB shall terminate the MME initiated E-RAB Management procedure by sending the appropriate response message with an appropriate cause value, e.g., “S1 inter system Handover Triggered”, to the MME.

### 8.8.3 Unsuccessful Operation

Not applicable

### 8.8.4 Abnormal Conditions

If the eNB receives at least one E-RAB ID included in the *E-RABs Subject to Forwarding Items* IE without any associated DL GTP-TEID and DL Transport Layer Address pair in the DOWNLINK S1 CDMA2000 TUNNELLING message, the eNB shall consider it as a logical error and act as described in subclause 10.4.

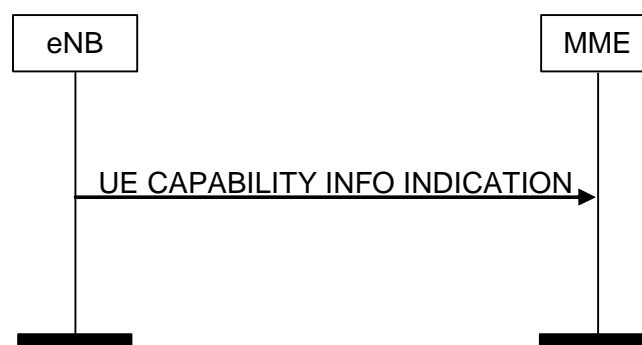
The eNB shall ignore the *UL GTP-TEID* IE and/or *UL Transport Layer Address* IE in the *E-RABs Subject to Forwarding Items* IE, when the IEs are included in the DOWNLINK S1 CDMA2000 TUNNELLING message.

## 8.9 UE Capability Info Indication

### 8.9.1 General

The purpose of the UE Capability Info Indication procedure is to enable the eNB to provide to the MME UE capability-related information.

### 8.9.2 Successful Operation



**Figure 8.9.2-1: UE Capability Info Indication procedure. Successful operation.**

The eNB controlling a UE-associated logical S1-connection initiates the procedure by sending a UE CAPABILITY INFO INDICATION message to the MME including the UE capability information. The UE CAPABILITY INFO INDICATION message may also include paging specific UE capability information within the *UE Radio Capability for Paging* IE. The UE capability information received by the MME shall replace previously stored corresponding UE capability information in the MME for the UE, as described in TS 23.401 [11].

If UE CAPABILITY INFO INDICATION message contains the *LTE-M indication* IE, the MME shall, if supported, store this information in the UE context and use it according to TS 23.401 [11].



If the UE indicates the support for UE Application Layer Measurement, the eNB shall if supported include the UE Application Layer Measurement Capability IE in the UE CAPABILITY INFO INDICATION message. The MME shall, if supported, store and use this information when initiating UE Application Layer Measurement.

If UE CAPABILITY INFO INDICATION message contains the *UE Radio Capability – NR Format* IE, the MME shall, if supported, use it according to TS 23.401 [11].

If the UE RADIO CAPABILITY INFO INDICATION message includes the *UE Radio Capability for Paging* IE and the *UE Radio Capability for Paging – NR Format* IE, the MME shall, if supported, use it according to TS 23.401 [11].

### 8.9.3 Abnormal Conditions

If the UE RADIO CAPABILITY INFO INDICATION message includes the *UE Radio Capability for Paging – NR Format* IE without the *UE Radio Capability for Paging* IE, the MME shall consider it as a logical error and act as described in subclause 10.4.

## 8.10 Trace Procedures

### 8.10.1 Trace Start

#### 8.10.1.1 General

The purpose of the Trace Start procedure is to allow the MME to request the eNB to initiate a trace function for a UE. The procedure uses UE-associated signalling. If no UE-associated logical S1-connection exists, the UE-associated logical S1-connection shall be established as part of the procedure.

#### 8.10.1.2 Successful Operation



Figure 8.10.1.2-1: Trace Start procedure.

The MME initiates the procedure by sending a TRACE START message. On receipt of a TRACE START message, the eNB shall initiate the requested trace function as described in TS 32.422 [10].

If the *Trace Activation* IE is included in the TRACE START message which includes the *MDT Activation* IE set to “Immediate MDT and Trace”, the eNB shall if supported, initiate the requested trace session and MDT session as described in TS 32.422 [10].

If the *Trace Activation* IE is included in the TRACE START message which includes the *MDT Activation* IE set to “Immediate MDT Only”, “Logged MDT only” or “Logged MBSFN MDT”, the target eNB shall, if supported, initiate the requested MDT session as described in TS 32.422 [10] and the target eNB shall ignore *Interfaces To Trace* IE, and *Trace Depth* IE.

If the *Trace Activation* IE includes the *MDT Location Information* IE, within the *MDT Configuration* IE, the eNB shall, if supported, store this information and take it into account in the requested MDT session.

If the *Trace Activation* IE is included in the TRACE START message which includes the *MDT Activation* IE set to “Immediate MDT Only”, “Logged MDT only” or “Logged MBSFN MDT” and if the *Signalling based MDT PLMN List* IE is included in the *MDT Configuration* IE, the eNB may use it to propagate the MDT Configuration as described in TS 37.320 [31].

If the *Trace Activation* IE includes the *MBSFN-ResultToLog* IE, within the *MDT Configuration* IE, the eNB shall, if supported, take it into account for MDT Configuration as described in TS 37.320 [31].



If the *Trace Activation* IE includes the *MBSFN-AreaId* IE in the *MBSFN-ResultToLog* IE, within the *MDT Configuration* IE, the eNB shall, if supported, take it into account for MDT Configuration as described in TS 37.320 [31].

If the *Trace Activation* IE includes the *UE Application layer measurement configuration* IE, the eNB shall, if supported, initiate the requested trace session and QoE Measurement Collection function as described in TS 36.300 [14].

If the *Trace Activation* IE includes the *Bluetooth Measurement Configuration* IE, within the *MDT Configuration* IE, the eNB shall, if supported, take it into account for MDT Configuration as described in TS 37.320 [31].

If the *Trace Activation* IE includes the *WLAN Measurement Configuration* IE, within the *MDT Configuration* IE, the eNB shall, if supported, take it into account for MDT Configuration as described in TS 37.320 [31].

If the *Trace Activation* IE includes the *MDT Configuration NR* IE, the eNB shall, if supported, store and forward *MDT Configuration NR* IE to the SgNB, if the eNB has configured EN-DC for the UE.

If the *Trace Activation* IE includes the *Sensor Measurement Configuration* IE within the *MDT Configuration* IE, take it into account for MDT Configuration as described in TS 37.320 [31].

#### Interactions with other procedures:

If the eNB is not able to initiate the trace session due to ongoing handover of the UE to another eNB, the eNB shall initiate a Trace Failure Indication procedure with the appropriate cause value.

## 8.10.2 Trace Failure Indication

### 8.10.2.1 General

The purpose of the Trace Failure Indication procedure is to allow the eNB to inform the MME that a Trace Start procedure or a Deactivate Trace procedure has failed due to an interaction with a handover procedure. The procedure uses UE-associated signalling.

### 8.10.2.2 Successful Operation



Figure 8.10.2.2-1: Trace Failure Indication procedure.

The eNB initiates the procedure by sending a TRACE FAILURE INDICATION message. Upon reception of the TRACE FAILURE INDICATION message, the MME shall take appropriate actions based on the failure reason indicated by the *Cause* IE.

## 8.10.3 Deactivate Trace

### 8.10.3.1 General

The purpose of the Deactivate Trace procedure is to allow the MME to request the eNB to stop the trace session, for the indicated trace reference.



### 8.10.3.2 Successful Operation



**Figure 8.10.3.2-1: Deactivate Trace procedure. Successful operation.**

The MME invokes the Deactivate Trace procedure by sending a DEACTIVATE TRACE message to the eNB as described in TS 32.422 [10].

Upon reception of this message, the eNB shall stop the trace session for the indicated trace reference in the *E-UTRAN Trace ID* IE.

#### Interactions with other procedures:

If the eNB is not able to stop the trace session due to ongoing handover of the UE to another eNB, the eNB shall initiate a Trace Failure Indication procedure with the appropriate cause value.

## 8.10.4 Cell Traffic Trace

### 8.10.4.1 General

The purpose of the Cell Traffic Trace procedure is to send the allocated Trace Recording Session Reference and the Trace Reference to MME. The procedure uses UE-associated signalling.

### 8.10.4.2 Successful Operation



**Figure 8.10.4.2-1: Cell Traffic Trace procedure. Successful operation.**

The procedure is initiated with a CELL TRAFFIC TRACE message sent from the eNB to the MME.

If the *Privacy Indicator* IE is included in the message, the MME shall take the information into account for anonymisation of MDT data (TS 32.422 [10]).

## 8.11 Location Reporting Procedures

### 8.11.1 Location Reporting Control

#### 8.11.1.1 General

The purpose of Location Reporting Control procedure is to allow the MME to request the eNB to report where the UE is currently located. The procedure uses UE-associated signalling.



### 8.11.1.2 Successful Operation



**Figure 8.11.1.2-1: Location Reporting Control procedure. Successful operation.**

The MME initiates the procedure by sending a LOCATION REPORTING CONTROL message. On receipt of a LOCATION REPORTING CONTROL message, the eNB shall perform the requested location reporting control action for the UE.

The *Request Type* IE indicates to the eNB whether:

- to report directly;
- to report upon change of serving cell, or
- to stop reporting at change of serving cell.

If reporting upon change of serving cell is requested, the eNB shall report whenever the UE changes its serving cell to another cell belonging to the eNB.

If the *Additional Location Information* IE is included in the LOCATION REPORTING CONTROL message and set to "Include PSCell" then, if EN-DC is activated, the eNB shall include the current PSCell in the report. If a report upon change of serving cell is requested, the eNB shall provide the report also whenever the UE changes the PSCell, and when EN-DC is activated, as specified in TS 23.401 [11].

The *Request Type* IE also indicates what type of location information the eNB shall report. The location information is E-UTRAN CGI and TAI, or E-UTRAN CGI, PSCell and TAI.

### 8.11.1.3 Abnormal Conditions

Not applicable.

## 8.11.2 Location Report Failure Indication

### 8.11.2.1 General

The Location Report Failure Indication procedure is initiated by an eNB in order to inform the MME that a Location Reporting Control procedure has failed due to an interaction with a handover procedure. The procedure uses UE-associated signalling.

### 8.11.2.2 Successful Operation



**Figure 8.11.2.2-1: Location Report Failure Indication procedure.**



Upon reception of the LOCATION REPORT FAILURE INDICATION message the MME shall take appropriate actions based on the failure reason indicated by the *Cause* IE.

## 8.11.3 Location Report

### 8.11.3.1 General

The purpose of Location Report procedure is to provide the UE's current location to the MME. The procedure uses UE-associated signalling.

### 8.11.3.2 Successful Operation



**Figure 8.11.3.2-1: Location Report procedure. Successful operation.**

The eNB initiates the procedure by generating a LOCATION REPORT message. The LOCATION REPORT message may be used as a response to a LOCATION REPORTING CONTROL message.

In case reporting at change of serving cell has been requested, the eNB shall send a LOCATION REPORT message whenever the information given to the EPC in any SIAP message is not anymore valid.

If the *PSCell Information* IE is included in the LOCATION REPORT message, then the MME may consider both *E-UTRAN CGI* IE and *PSCell Information* IE to determine the UE's location.

### 8.11.3.3 Abnormal Conditions

Not applicable.

## 8.12 Warning Message Transmission Procedures

### 8.12.1 Write-Replace Warning

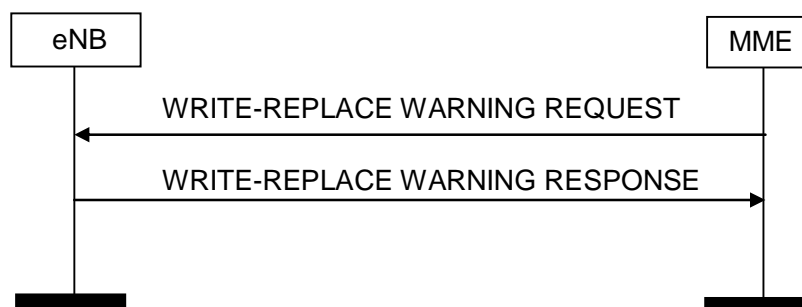
#### 8.12.1.1 General

The purpose of Write-Replace Warning procedure is to start or overwrite the broadcasting of warning messages.

The procedure uses non UE-associated signalling.



### 8.12.1.2 Successful Operation



**Figure 8.12.1.2-1: Write-Replace Warning procedure. Successful operation.**

The MME initiates the procedure by sending a WRITE-REPLACE WARNING REQUEST message to the eNB.

Upon receipt of the WRITE-REPLACE WARNING REQUEST, eNB shall prioritise its resources to process the warning message.

If, in a certain area, broadcast of a warning message is already ongoing and the eNB receives a WRITE-REPLACE WARNING REQUEST message with *Message Identifier* IE and/or *Serial Number* IE which are different from those in the warning message being broadcast, and if the *Concurrent Warning Message Indicator* IE is not present, the eNB shall replace the warning message being broadcast with the newly received one for that area.

If the eNB receives a WRITE-REPLACE WARNING REQUEST message with a warning message identified by the *Message Identifier* IE and *Serial Number* IE and if there are no prior warning messages being broadcast in any of warning areas indicated in the *Warning Area List* IE, the eNB shall broadcast the received warning message for those area(s).

If, in a certain area, broadcast of one or more warning messages are already ongoing and the eNB receives a WRITE-REPLACE WARNING REQUEST message with a *Message Identifier* IE and/or *Serial Number* IE which are different from those in any of the warning messages being broadcast, and if the *Concurrent Warning Message Indicator* IE is present, the eNB shall schedule the received warning message for broadcast, for that area.

If the *Concurrent Warning Message Indicator* IE is present and if a value “0” is received in the *Number of Broadcast Requested* IE, the eNB shall broadcast the received warning message indefinitely until requested otherwise to stop broadcasting, except if the *Repetition Period* IE is set to “0”.

If, in a certain area, broadcast of one or more warning messages are already ongoing and the eNB receives a WRITE-REPLACE WARNING REQUEST message with *Message Identifier* IE and *Serial Number* IE which correspond to one of the warning messages already being broadcast in that area, the eNB shall not start a new broadcast or replace an existing one but it shall still reply by sending a WRITE-REPLACE WARNING RESPONSE message which includes the *Broadcast Completed Area List* IE set according to the ongoing broadcast.

If *Warning Area List* IE is not included in the WRITE-REPLACE WARNING REQUEST message, the eNB shall broadcast the indicated message in all of the cells within the eNB.

If *Warning Type* IE is included in WRITE-REPLACE WARNING REQUEST message, the eNB shall broadcast the Primary Notification irrespective of the setting of the *Repetition Period* IE and the *Number of Broadcasts Requested* IE, and process the Primary Notification according to TS 36.331 [16].

If the *Warning Security Information* IE is included in the WRITE-REPLACE WARNING REQUEST message, the eNB shall include this information together with the warning type in the Primary Notification.

If the *Data Coding Scheme* IE and the *Warning Message Contents* IE are both included in the WRITE-REPLACE WARNING REQUEST message, the eNB shall schedule a broadcast of the warning message according to the value of the *Repetition Period* IE and *Number of Broadcasts Requested* IE and process the warning message according to TS 36.331 [16].

If the *Warning Area Coordinates* IE is included in the WRITE-REPLACE WARNING REQUEST message, the eNB shall include this information together with the warning message being broadcast according to TS 36.331 [16].

The eNB acknowledges the WRITE-REPLACE WARNING REQUEST message by sending a WRITE-REPLACE WARNING RESPONSE message to the MME.



If the *Broadcast Completed Area List* IE is not included in the WRITE-REPLACE WARNING RESPONSE message, the MME shall consider that the broadcast is unsuccessful in all the cells within the eNB.

If the *Extended Repetition Period* IE is included in the WRITE-REPLACE WARNING REQUEST message, the eNB shall ignore the value in the *Repetition Period* IE.

### 8.12.1.3 Abnormal Conditions

If the *Concurrent Warning Message Indicator* IE is not present and if a value “0” is received in the *Number of Broadcast Requested* IE, the eNB shall not broadcast the received secondary notification.

If *Concurrent Warning Message Indicator* IE is included and if a value “0” is received in the *Repetition Period* IE, the eNB shall not broadcast the received warning message except if the *Number of Broadcast Requested* IE is set to “1”.

If *Concurrent Warning Message Indicator* IE is not included and if a value “0” is received in the *Repetition Period* IE, the eNB shall not broadcast the received secondary notification except if the *Number of Broadcast Requested* IE is set to “1”.

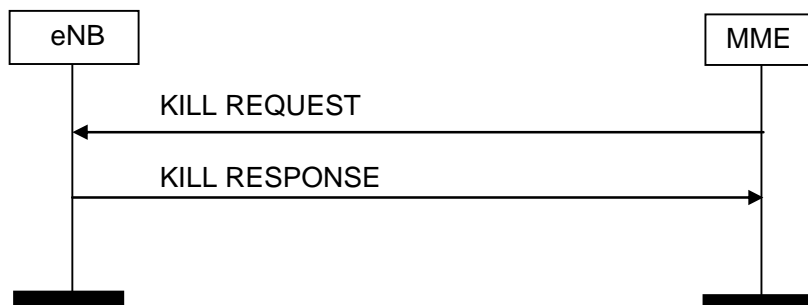
## 8.12.2 Kill

### 8.12.2.1 General

The purpose of Kill procedure is to cancel an already ongoing broadcast of a warning message.

The procedure uses non UE-associated signalling.

### 8.12.2.2 Successful Operation



**Figure 8.12.2.2-1: Kill procedure. Successful operation.**

The MME initiates the procedure by sending a KILL REQUEST message to the eNB.

If the eNB receives a KILL REQUEST message and broadcast of the warning message identified by the *Message Identifier* and *Serial Number* IE is ongoing in an area indicated within the *Warning Area List* IE, the eNB shall stop broadcasting the warning message within that area and discard the warning message for that area.

If the *Warning Area List* IE is not included in the KILL REQUEST message, the eNB shall stop broadcasting and discard the warning message identified by the *Message Identifier* IE and the *Serial Number* IE in all of the cells in the eNB.

The eNB shall acknowledge the KILL REQUEST message by sending the KILL RESPONSE message, with the *Message Identifier* IE and the *Serial Number* IE copied from the KILL REQUEST message and shall, if there is an area to report where an ongoing broadcast was stopped successfully, include the *Broadcast Cancelled Area List* IE.

If an area included in the *Warning Area List* IE in the KILL REQUEST message does not appear in the *Broadcast Cancelled Area List* IE, the MME shall consider that the eNB had no ongoing broadcast to stop for the same *Message Identifier* and *Serial Number* in that area.



If the *Broadcast Cancelled Area List* IE is not included in the KILL RESPONSE message, the MME shall consider that the eNB had no ongoing broadcast to stop for the same *Message Identifier* and *Serial Number*.

If the *Kill-all Warning Messages Indicator* IE is present in the KILL REQUEST message, then the eNB shall stop broadcasting and discard all warning messages for the area as indicated in the *Warning Area List* IE or in all the cells of the eNB if the *Warning Area List* IE is not included. The eNB shall acknowledge the KILL REQUEST message by sending the KILL RESPONSE message, with the *Message Identifier* IE and the *Serial Number* IE copied from the KILL REQUEST message and shall, if there is area to report where an ongoing broadcast was stopped successfully, include the *Broadcast Cancelled Area List* IE with the *Number of Broadcasts* IE set to 0.

## 8.12.3 PWS Restart Indication

### 8.12.3.1 General

The purpose of PWS Restart Indication procedure is to inform the MME that PWS information for some or all cells of the eNB are available for reloading from the CBC if needed. The procedure uses non UE-associated signalling.

### 8.12.3.2 Successful Operation



**Figure 8.12.3.2-1: PWS Restart Indication procedure. Successful operation.**

The eNB initiates the procedure by sending a PWS RESTART INDICATION message to the MME. On receipt of a PWS RESTART INDICATION message, the MME shall act as defined in TS 23.007 [38].

If the Emergency Area ID is available, the eNB shall also include it in the *Emergency Area ID List for Restart* IE.

## 8.12.4 PWS Failure Indication

### 8.12.4.1 General

The purpose of PWS Failure Indication procedure is to inform the MME that ongoing PWS operation for one or more cells of the eNB has failed. The procedure uses non UE-associated signalling.

### 8.12.4.2 Successful Operation



**Figure 8.12.4.2-1: PWS Failure Indication procedure. Successful operation.**

The eNB initiates the procedure by sending a PWS FAILURE INDICATION message to the MME. On receipt of a PWS FAILURE INDICATION message, the MME shall act as defined in TS 23.041 [29].



## 8.13 eNB Direct Information Transfer

### 8.13.1 General

The purpose of the eNB Direct Information Transfer procedure is to transfer RAN information from the eNB to the MME in unacknowledged mode. The MME does not interpret the transferred RAN information.

This procedure uses non-UE associated signalling.

### 8.13.2 Successful Operation

#### 8.13.2.1 eNB Direct Information Transfer



**Figure 8.13.1.2-1: ENB Direct Information Transfer procedure. Successful operation.**

The procedure is initiated with an ENB DIRECT INFORMATION TRANSFER message sent from the eNB to the MME.

The *RIM Transfer* IE within the *Inter-system Information Transfer Type* IE shall contain the *RIM Routing Address* IE that identifies the final RAN destination node where the RIM information needs to be transferred to by the core network. In case of transfer to UTRAN the source eNB shall include the *RAC* IE in the *Target RNC-ID* IE within the *RIM Routing Address* IE.

### 8.13.3 Abnormal Conditions

Not applicable.

## 8.14 MME Direct Information Transfer

### 8.14.1 General

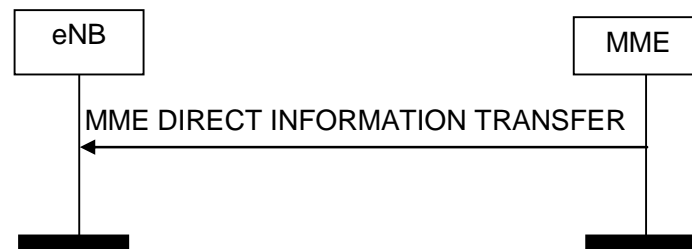
The purpose of the MME Direct Information Transfer procedure is to transfer RAN information from the MME to the eNB in unacknowledged mode.

This procedure uses non-UE associated signalling.



## 8.14.2 Successful Operation

### 8.14.2.1 MME Direct Information Transfer



**Figure 8.14.1.2-1: MME Direct Information Transfer procedure. Successful operation.**

The procedure is initiated with a MME DIRECT INFORMATION TRANSFER message sent from the MME to the eNB.

The *Inter-system Information Transfer Type* IE indicates the nature of the transferred information. When the transferred information is of RIM nature, the *RIM Information* IE within the *RIM Transfer* IE shall contain a BSSGP RIM PDU. The *RIM Routing Address* IE shall not be present since the eNB is the final destination node.

## 8.14.3 Abnormal Conditions

Not applicable.

## 8.15 eNB Configuration Transfer

### 8.15.1 General

The purpose of the eNB Configuration Transfer procedure is to transfer RAN configuration information from the eNB to the MME in unacknowledged mode. The MME does not interpret the transferred RAN configuration information.

This procedure uses non-UE associated signalling.

## 8.15.2 Successful Operation

### 8.15.2.1 eNB Configuration Transfer



**Figure 8.15.2.1-1: eNB Configuration Transfer procedure. Successful operation.**

The procedure is initiated with an ENB CONFIGURATION TRANSFER message sent from the eNB to the MME.

If the MME receives the *SON Configuration Transfer* IE, it shall transparently transfer the *SON Configuration Transfer* IE towards the eNB indicated in the *Target eNB-ID* IE which is included in the *SON Configuration Transfer* IE.

If the MME receives the *EN-DC SON Configuration Transfer* IE, it shall transparently transfer the *EN-DC SON Configuration Transfer* IE either towards the eNB indicated in the *Target eNB-ID* IE or towards an eNB connected to



the en-gNB indicated in the *Target en-gNB-ID* IE which is included in the *EN-DC SON Configuration Transfer* IE. The *EN-DC SON Configuration Transfer* IE may also contain, if available,

- the *Target eNB ID* IE,
- the *Associated TAI* IE,
- the *Broadcast 5GS TAI* IE,

for purposes described in TS 36.300 [14].

If the MME receives the *Inter-system SON Configuration Transfer* IE, it shall transparently transfer the *Inter-system SON Configuration Transfer* IE towards the AMF serving the NG-RAN Node indicated in the *Target gNB-ID* IE which is included in the *Inter-system SON Configuration Transfer* IE.

### 8.15.3 Abnormal Conditions

Not applicable.

## 8.16 MME Configuration Transfer

### 8.16.1 General

The purpose of the MME Configuration Transfer procedure is to transfer RAN configuration information from the MME to the eNB in unacknowledged mode.

This procedure uses non-UE associated signalling.

### 8.16.2 Successful Operation

#### 8.16.2.1 MME Configuration Transfer



**Figure 8.16.2.1-1: MME Configuration Transfer procedure. Successful operation.**

The procedure is initiated with an MME CONFIGURATION TRANSFER message sent from the MME to the eNB.

If the eNB receives, in the *SON Configuration Transfer* IE or the *EN-DC SON Configuration Transfer* IE, the *SON Information* IE containing the *SON Information Request* IE, it may transfer back the requested information either towards the eNB indicated in the *Source eNB-ID* IE of the *SON Configuration Transfer* IE or towards the eNB indicated in the *Source eNB-ID* IE of the *EN-DC SON Configuration Transfer* IE by initiating the eNB Configuration Transfer procedure. If the *X2 TNL Configuration Info* IE contains the *eNB Indirect X2 Transport Layer Addresses* IE, the eNB may use it for the X2 TNL establishment, and may transfer back the received eNB Indirect X2 Transport Layer Addresses towards the eNB indicated in the *Source eNB-ID* IE of the *SON Configuration Transfer* IE by initiating the eNB Configuration Transfer procedure or towards the eNB indicated in the *Source eNB-ID* IE of the *EN-DC SON Configuration Transfer* IE by initiating the eNB Configuration Transfer procedure.

If the eNB receives, in the *SON Configuration Transfer* IE, the *X2 TNL Configuration Info* IE containing the *eNB X2 Extended Transport Layer Addresses* IE, it may use it as part of its ACL functionality configuration actions, if such ACL functionality is deployed.



If the eNB receives, in the *SON Configuration Transfer* IE or the *EN-DC SON Configuration Transfer* IE, the *SON Information* IE containing the *SON Information Reply* IE including the *X2 TNL Configuration Info* IE as an answer to a former request, it may use it to initiate the X2 TNL establishment. If the *X2 TNL Configuration Info* IE contains the *eNB Indirect X2 Transport Layer Addresses* IE, the eNB may use it for the X2 TNL establishment.

In case the *IP-Sec Transport Layer Address* IE is present and the *GTP Transport Layer Addresses* IE within the *eNB X2 Extended Transport Layer Addresses* IE is not empty, GTP traffic is conveyed within an IP-Sec tunnel terminated at the IP-Sec tunnel end point given in by the *IP-Sec Transport Layer Address* IE.

In case the *IP-Sec Transport Layer Address* IE is not present, GTP traffic is terminated at the end points given by the list of addresses in *eNB GTP Transport Layer Addresses* IE within the *eNB X2 Extended Transport Layer Addresses* IE.

In case the *eNB GTP Transport Layer Addresses* IE is empty and the *IP-Sec Transport Layer Address* IE is present, SCTP traffic is conveyed within an IP-Sec tunnel terminated at the IP-Sec tunnel end point given in the *IP-Sec Transport Layer Address* IE, within the *eNB X2 Extended Transport Layer Addresses* IE.

If the eNB is configured to use one IPsec tunnel for all S1 and X2 traffic (IPsec star topology) then the traffic to the peer eNB shall be routed through this IPsec tunnel and the *IP-Sec Transport Layer Address* IE shall be ignored.

If the eNB receives the *SON Information* IE containing the *SON Information Reply* IE including the *Time Synchronisation Info* IE as an answer to a former request, it may use it for over-the-air synchronisation by means of network listening and for triggering muting activation request.

If the eNB receives the *SON Information* IE containing the *SON Information Report* IE, it may use it as specified in TS 36.300 [14].

If the eNB receives the *Inter-system SON Configuration Transfer* IE containing the *Inter-system SON Information Report* IE, it may use it as specified in TS 38.300 [45] or in TS 36.300 [14].

If the eNB receives the *Inter-system SON Information* IE containing the *Inter-system SON Information Reply* IE, it may use it as specified in TS 38.300 [45] or in TS 36.300 [14].

If the eNB receives the *SON Information* IE containing the *SON Information Request* IE set to “Activate Muting”, the eNB should consider activating for over-the-air synchronisation by means of network listening, taking into account information on the selected source of synchronisation cell and the cells as indicated by the *Aggressor E-CGI List* IE. In case the *Aggressor E-CGI List* IE is not present, the eNB may consider the request applicable to all cells.

If the eNB receives the *SON Information* IE containing the *SON Information Reply* IE including the *Muting Pattern Information* IE as an answer to a former request, it may use it for over-the-air synchronisation by means of network listening. The *Muting Pattern Information* IE may apply to all cells that were requested to mute.

If the eNB receives the *SON Information* IE containing the *SON Information Request* IE set to “Deactivate Muting”, the eNB may consider deactivating muting for over-the-air synchronisation that was activated by a former muting request from the corresponding eNB.

## 8.16.3 Abnormal Conditions

Not applicable.

## 8.17 LPPa transport

### 8.17.1 General

The purpose of the LPPa Transport procedure is to carry LPPa signalling (defined in TS 36.455 [34]) between eNB and E-SMLC over the S1 Interface as defined in TS 36.455 [34]. The procedure may use UE-associated signalling or non-UE associated signalling. The UE-associated signalling is used to support E-CID and UTDOA positioning of a specific UE. The non-UE associated signalling is used to obtain assistance data from an eNB to support OTDOA positioning for any UE.



## 8.17.2 Successful Operations


### 8.17.2.1 DOWNLINK UE ASSOCIATED LPPA TRANSPORT



**Figure 8.17.2.1-1: DOWNLINK UE ASSOCIATED LPPA Transport Procedure**

The MME initiates the procedure by sending the DOWNLINK UE ASSOCIATED LPPA TRANSPORT message to eNB.

### 8.17.2.2 UPLINK UE ASSOCIATED LPPA TRANSPORT



**Figure 8.17.2.2-1: UPLINK UE ASSOCIATED LPPA TRANSPORT Procedure**

The eNB initiates the procedure by sending the UPLINK UE ASSOCIATED LPPA TRANSPORT message to MME.

### 8.17.2.3 DOWNLINK NON UE ASSOCIATED LPPA TRANSPORT




**Figure 8.17.2.3-1: DOWNLINK NON UE ASSOCIATED LPPA Transport Procedure**

The MME initiates the procedure by sending the DOWNLINK NON UE ASSOCIATED LPPA TRANSPORT message to eNB.



#### 8.17.2.4 UPLINK NON UE ASSOCIATED LPPA TRANSPORT



**Figure 8.17.2.4-1: UPLINK NON UE ASSOCIATED LPPA TRANSPORT Procedure**

The eNB initiates the procedure by sending the UPLINK NON UE ASSOCIATED LPPA TRANSPORT message to MME.

#### 8.17.3 Unsuccessful Operation

Not applicable

#### 8.17.4 Abnormal Conditions

If an MME receives an UPLINK UE ASSOCIATED LPPA TRANSPORT message with an unknown Routing ID for the UE, the MME shall ignore the message.

If an MME receives an UPLINK NON UE ASSOCIATED LPPA TRANSPORT message indicating an unknown or unreachable Routing ID, the MME shall ignore the message.

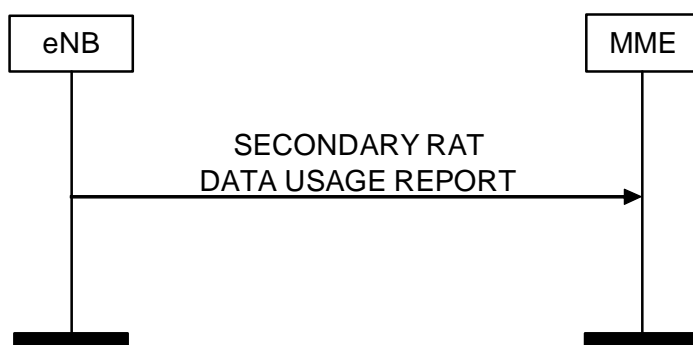
### 8.18 Secondary RAT Data Usage Report

#### 8.18.1 General

The purpose of the Secondary RAT Data Usage Report procedure is to provides information on the used resources of the secondary RAT (e.g. NR resources during EN-DC operation) as specified in TS 23.401 [11].

#### 8.18.2 Successful Operations

##### 8.18.2.1 SECONDARY RAT DATA USAGE REPORT



**Figure 8.18.2.1-1: Secondary RAT Data Usage Report Procedure**

The eNB initiates the procedure by sending the SECONDARY RAT DATA USAGE REPORT message to MME.



If the *PSCell Information* IE is included in the SECONDARY RAT DATA USAGE REPORT message, then the MME may use it to determine the UE's location.

If the *Time Since Secondary Node Release* IE is included in the SECONDARY RAT DATA USAGE REPORT message, it indicates the time elapsed since EN-DC operation in the eNB was stopped for the UE.

### 8.18.3 Unsuccessful Operation

Not applicable

### 8.18.4 Abnormal Conditions

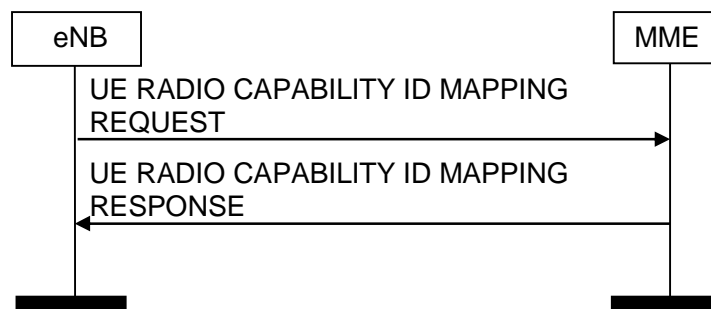
Not applicable

## 8.19 UE Radio Capability ID Mapping

### 8.19.1 General

The purpose of the UE Radio Capability ID Mapping procedure is to enable the eNB to request the MME to provide the UE Radio Capability information that maps to a specific UE Radio Capability ID. The procedure uses non UE-associated signalling.

### 8.19.2 Successful Operation



**Figure 8.19.2-1: UE Radio Capability ID mapping Request procedure. Successful operation.**

The eNB initiates the procedure by sending a UE RADIO CAPABILITY ID MAPPING REQUEST message to the MME.

Upon receipt of the UE RADIO CAPABILITY ID MAPPING REQUEST message, the MME shall include the UE Radio Capability information that maps to the UE Radio Capability ID indicated in the UE RADIO CAPABILITY ID MAPPING REQUEST message in the UE RADIO CAPABILITY ID MAPPING RESPONSE message.

### 8.19.3 Unsuccessful Operation

Not applicable.

### 8.19.4 Abnormal Conditions

Void.



# 9 Elements for S1AP Communication

## 9.1 Message Functional Definition and Content

### 9.1.1 General

### 9.1.2 Message Contents

#### 9.1.2.1 Presence

All information elements in the message descriptions below are marked mandatory, optional or conditional according to table 4.

Table 4: Meaning of abbreviations used in S1AP messages

| Abbreviation | Meaning  |
|--------------|--|
| <b>M</b>     | IEs marked as Mandatory (M) shall always be included in the message.   |
| <b>O</b>     | IEs marked as Optional (O) may or may not be included in the message.  |
| <b>C</b>     | IEs marked as Conditional (C) shall be included in a message only if the condition is satisfied. Otherwise the IE shall not be included. |

#### 9.1.2.2 Criticality

Each Information Element or Group of Information Elements may have criticality information applied to it. Following cases are possible:

Table 5: Meaning of content within “Criticality” column

| Abbreviation  | Meaning   |
|---------------|---|
| –             | No criticality information is applied explicitly.   |
| <b>YES</b>    | Criticality information is applied. This is usable only for non-repeatable IEs  |
| <b>GLOBAL</b> | The IE and all its repetitions together have one common criticality information. This is usable only for repeatable IEs.  |
| <b>EACH</b>   | Each repetition of the IE has its own criticality information. It is not allowed to assign different criticality values to the repetitions. This is usable only for repeatable IEs. |

#### 9.1.2.3 Range

The Range column indicates the allowed number of copies of repetitive IEs/IE groups.

#### 9.1.2.4 Assigned Criticality

This column provides the actual criticality information as defined in subclause 10.3.2, if applicable.

## 9.1.3 E-RAB Management Messages

### 9.1.3.1 E-RAB SETUP REQUEST

This message is sent by the MME and is used to request the eNB to assign resources on Uu and S1 for one or several E-



RABs.

Direction: MME → eNB

| IE/Group Name                         | Presence | Range                    | IE type and reference      | Semantics description              | Criticality | Assigned Criticality |
|---------------------------------------|----------|--------------------------|----------------------------|------------------------------------|-------------|----------------------|
| Message Type                          | M        |                          | 9.2.1.1                    |                                    | YES         | reject               |
| MME UE S1AP ID                        | M        |                          | 9.2.3.3                    |                                    | YES         | reject               |
| eNB UE S1AP ID                        | M        |                          | 9.2.3.4                    |                                    | YES         | reject               |
| UE Aggregate Maximum Bit Rate         | O        |                          | 9.2.1.20                   |                                    | YES         | reject               |
| <b>E-RAB to be Setup List</b>         |          | 1                        |                            |                                    | YES         | reject               |
| <b>&gt;E-RAB To Be Setup Item IEs</b> |          | 1 ..<br><maxnoof E-RABs> |                            |                                    | EACH        | reject               |
| >>E-RAB ID                            | M        |                          | 9.2.1.2                    |                                    | -           |                      |
| >>E-RAB Level QoS Parameters          | M        |                          | 9.2.1.15                   | Includes necessary QoS parameters. | -           |                      |
| >>Transport Layer Address             | M        |                          | 9.2.2.1                    |                                    | -           |                      |
| >>GTP-TEID                            | M        |                          | 9.2.2.2                    | EPC TEID.                          | -           |                      |
| >>NAS-PDU                             | M        |                          | 9.2.3.5                    |                                    | -           |                      |
| >>Correlation ID                      | O        |                          | 9.2.1.80                   |                                    | YES         | ignore               |
| >>SIPTO Correlation ID                | O        |                          | Correlation ID<br>9.2.1.80 |                                    | YES         | ignore               |
| >>Bearer Type                         | O        |                          | 9.2.1.116                  |                                    | YES         | reject               |
| >>Ethernet Type                       | O        |                          | 9.2.1.147                  |                                    | YES         | ignore               |
| >>Security Indication                 | O        |                          | 9.2.1.163                  |                                    | YES         | reject               |

| Range bound   | Explanation  |
|---------------|--|
| maxnoofE-RABs | Maximum no. of E-RAB allowed towards one UE, the maximum value is 256. |

### 9.1.3.2 E-RAB SETUP RESPONSE

This message is sent by the eNB and is used to report the outcome of the request from the E-RAB SETUP REQUEST message.

Direction: eNB → MME

| IE/Group Name                   | Presence | Range                    | IE type and reference  | Semantics description   | Criticality | Assigned Criticality |
|---------------------------------|----------|--------------------------|------------------------|---|-------------|----------------------|
| Message Type                    | M        |                          | 9.2.1.1                |   | YES         | reject               |
| MME UE S1AP ID                  | M        |                          | 9.2.3.3                |   | YES         | ignore               |
| eNB UE S1AP ID                  | M        |                          | 9.2.3.4                |   | YES         | ignore               |
| <b>E-RAB Setup List</b>         |          | 0..1                     |                        |   | YES         | ignore               |
| <b>&gt;E-RAB Setup Item IEs</b> |          | 1 ..<br><maxnoof E-RABs> |                        |   | EACH        | ignore               |
| >>E-RAB ID                      | M        |                          |                        |   | -           |                      |
| >>Transport Layer Address       | M        |                          | 9.2.2.1                |   | -           |                      |
| >>GTP-TEID                      | M        |                          | 9.2.2.2                | eNB TEID.   | -           |                      |
| E-RAB Failed to Setup List      | O        |                          | E-RAB List<br>9.2.1.36 | A value for <i>E-RAB ID</i> shall only be present once in <i>E-RAB Setup List</i> IE and in <i>E-RAB Failed to Setup List</i> IE. | YES         | ignore               |
| Criticality Diagnostics         | O        |                          | 9.2.1.21               |   | YES         | ignore               |



| IE/Group Name             | Presence | Range | IE type and reference | Semantics description | Criticality | Assigned Criticality |
|---------------------------|----------|-------|-----------------------|-----------------------|-------------|----------------------|
| User Location Information | O        |       | 9.2.1.93              |                       | YES         | ignore               |

| Range bound   | Explanation  |
|---------------|--|
| maxnoofE-RABs | Maximum no. of E-RAB allowed towards one UE, the maximum value is 256. |

### 9.1.3.3 E-RAB MODIFY REQUEST

This message is sent by the MME and is used to request the eNB to modify the Data Radio Bearers and the allocated resources on Uu and S1 for one or several E-RABs or to change the S-GW as defined in TS 23.401 [11].

Direction: MME → eNB

| IE/Group Name                            | Presence | Range                    | IE type and reference          | Semantics description              | Criticality | Assigned Criticality |
|--|----------|--------------------------|--------------------------------|------------------------------------|-------------|----------------------|
| Message Type                             | M        |                          | 9.2.1.1                        |                                    | YES         | reject               |
| MME UE S1AP ID                           | M        |                          | 9.2.3.3                        |                                    | YES         | reject               |
| eNB UE S1AP ID                           | M        |                          | 9.2.3.4                        |                                    | YES         | reject               |
| UE Aggregate Maximum Bit Rate            | O        |                          | 9.2.1.20                       |                                    | YES         | reject               |
| <b>E-RAB to be Modified List</b>         |          | 1                        |                                |                                    | YES         | reject               |
| <b>&gt;E-RAB To Be Modified Item IEs</b> |          | 1 ..<br><maxnoof E-RABs> |                                |                                    | EACH        | reject               |
| >>E-RAB ID                               | M        |                          | 9.2.1.2                        |                                    | -           |                      |
| >>E-RAB Level QoS Parameters             | M        |                          | 9.2.1.15                       | Includes necessary QoS parameters. | -           |                      |
| >>NAS-PDU                                | M        |                          | 9.2.3.5                        |                                    | -           |                      |
| >>Transport Information                  | O        |                          |                                |                                    | YES         | reject               |
| >>>Transport Layer Address               | M        |                          | 9.2.2.1                        |                                    | -           |                      |
| >>>UL GTP TEID                           | M        |                          | GTP-TEID<br>9.2.2.2            |                                    | -           |                      |
| Secondary RAT Data Usage Request         | O        |                          | ENUMERATED<br>(requested, ...) |                                    | Yes         | ignore               |

| Range bound   | Explanation  |
|---------------|--|
| maxnoofE-RABs | Maximum no. of E-RAB allowed towards one UE, the maximum value is 256. |

### 9.1.3.4 E-RAB MODIFY RESPONSE

This message is sent by the eNB and is used to report the outcome of the request from the E-RAB MODIFY REQUEST message.

Direction: eNB → MME

| IE/Group Name                    | Presence | Range              | IE type and reference | Semantics description | Criticality | Assigned Criticality |
|----------------------------------|----------|--------------------|-----------------------|-----------------------|-------------|----------------------|
| Message Type                     | M        |                    | 9.2.1.1               |                       | YES         | reject               |
| MME UE S1AP ID                   | M        |                    | 9.2.3.3               |                       | YES         | ignore               |
| eNB UE S1AP ID                   | M        |                    | 9.2.3.4               |                       | YES         | ignore               |
| <b>E-RAB Modify List</b>         |          | 0..1               |                       |                       | YES         | ignore               |
| <b>&gt;E-RAB Modify Item IEs</b> |          | 1 ..<br><maxnoofE- |                       |                       | EACH        | ignore               |



| IE/Group Name                   | Presence | Range           | IE type and reference  | Semantics description  | Criticality | Assigned Criticality |
|---------------------------------|----------|-----------------|------------------------|--|-------------|----------------------|
|                                 |          | <i>RABs&gt;</i> |                        |  |             |                      |
| >>E-RAB ID                      | M        |                 | 9.2.1.2                |  | -           |                      |
| E-RAB Failed to Modify List     | O        |                 | E-RAB List<br>9.2.1.36 | A value for <i>E-RAB ID</i> shall only be present once in <i>E-RAB Modify List</i> IE and <i>E-RAB Failed to Modify List</i> IE. | YES         | ignore               |
| Criticality Diagnostics         | O        |                 | 9.2.1.21               |  | YES         | ignore               |
| Secondary RAT Usage Report List | O        |                 | 9.2.1.124              |  | Yes         | ignore               |
| User Location Information       | O        |                 | 9.2.1.93               |  | YES         | ignore               |

| Range bound   | Explanation  |
|---------------|--|
| maxnoofE-RABs | Maximum no. of E-RAB allowed towards one UE, the maximum value is 256. |

### 9.1.3.5 E-RAB RELEASE COMMAND

This message is sent by the MME and is used to request the eNB to release allocated resources on Uu and S1 for one or several E-RABs.

Direction: MME → eNB

| IE/Group Name                 | Presence | Range | IE type and reference  | Semantics description  | Criticality | Assigned Criticality |
|-------------------------------|----------|-------|------------------------|--|-------------|----------------------|
| Message Type                  | M        |       | 9.2.1.1                |  | YES         | reject               |
| MME UE S1AP ID                | M        |       | 9.2.3.3                |  | YES         | reject               |
| eNB UE S1AP ID                | M        |       | 9.2.3.4                |  | YES         | reject               |
| UE Aggregate Maximum Bit Rate | O        |       | 9.2.1.20               |  | YES         | reject               |
| E-RAB To Be Released List     | M        |       | E-RAB List<br>9.2.1.36 | A value for E-RAB ID shall only be present once in E-RAB To Be Released List IE. | YES         | ignore               |
| NAS-PDU                       | O        |       | 9.2.3.5                |  | YES         | ignore               |

| Range bound   | Explanation  |
|---------------|--|
| maxnoofE-RABs | Maximum no. of E-RAB allowed towards one UE, the maximum value is 256. |

### 9.1.3.6 E-RAB RELEASE RESPONSE

This message is sent by the eNB and is used to report the outcome of the request from the E-RAB RELEASE COMMAND message.

Direction: eNB → MME

| IE/Group Name           | Presence | Range                   | IE type and reference | Semantics description | Criticality | Assigned Criticality |
|-------------------------|----------|-------------------------|-----------------------|-----------------------|-------------|----------------------|
| Message Type            | M        |                         | 9.2.1.1               |                       | YES         | reject               |
| MME UE S1AP ID          | M        |                         | 9.2.3.3               |                       | YES         | ignore               |
| eNB UE S1AP ID          | M        |                         | 9.2.3.4               |                       | YES         | ignore               |
| E-RAB Release List      |          | <i>0..1</i>             |                       |                       | YES         | ignore               |
| >E-RAB Release Item IEs |          | <i>1 .. &lt;maxnoof</i> |                       |                       | EACH        | ignore               |



| IE/Group Name                   | Presence | Range           | IE type and reference  | Semantics description  | Criticality | Assigned Criticality |
|---------------------------------|----------|-----------------|------------------------|--|-------------|----------------------|
|                                 |          | <i>E-RABs</i> > |                        |  |             |                      |
| >>E-RAB ID                      | M        |                 | 9.2.1.2                |  | -           |                      |
| E-RAB Failed to Release List    | O        |                 | E-RAB List<br>9.2.1.36 | A value for <i>E-RAB ID</i> shall only be present once in <i>E-RAB Release List</i> IE and <i>E-RAB Failed to Release List</i> IE. | YES         | ignore               |
| Criticality Diagnostics         | O        |                 | 9.2.1.21               |  | YES         | ignore               |
| User Location Information       | O        |                 | 9.2.1.93               |  | YES         | ignore               |
| Secondary RAT Usage Report List | O        |                 | 9.2.1.124              |  | Yes         | ignore               |

| Range bound   | Explanation  |
|---------------|--|
| maxnoofE-RABs | Maximum no. of E-RAB allowed towards one UE, the maximum value is 256. |

### 9.1.3.7 E-RAB RELEASE INDICATION

This message is sent by the eNB and is used to indicate the MME to release one or several E-RABs for one UE.

Direction: eNB → MME

| IE/Group Name                   | Presence | Range | IE type and reference  | Semantics description  | Criticality | Assigned Criticality |
|---------------------------------|----------|-------|------------------------|--|-------------|----------------------|
| Message Type                    | M        |       | 9.2.1.1                |  | YES         | ignore               |
| MME UE S1AP ID                  | M        |       | 9.2.3.3                |  | YES         | reject               |
| eNB UE S1AP ID                  | M        |       | 9.2.3.4                |  | YES         | reject               |
| E-RAB Released List             | M        |       | E-RAB List<br>9.2.1.36 | A value for <i>E-RAB ID</i> shall only be present once in <i>E-RAB Released List</i> IE. | YES         | ignore               |
| User Location Information       | O        |       | 9.2.1.93               |  | YES         | ignore               |
| Secondary RAT Usage Report List | O        |       | 9.2.1.124              |  | Yes         | ignore               |

| Range bound   | Explanation  |
|---------------|--|
| maxnoofE-RABs | Maximum no. of E-RAB allowed towards one UE, the maximum value is 256. |

### 9.1.3.8 E-RAB MODIFICATION INDICATION

This message is sent by the eNB and is used to request the MME to apply the indicated modification for one or several E-RABs.

Direction: eNB → MME

| IE/Group Name             | Presence | Range | IE type and reference | Semantics description | Criticality | Assigned Criticality |
|---------------------------|----------|-------|-----------------------|-----------------------|-------------|----------------------|
| Message Type              | M        |       | 9.2.1.1               |                       | YES         | reject               |
| MME UE S1AP ID            | M        |       | 9.2.3.3               |                       | YES         | reject               |
| eNB UE S1AP ID            | M        |       | 9.2.3.4               |                       | YES         | reject               |
| E-RAB to be Modified List |          | 1     |                       |                       | YES         | reject               |
| >E-RAB to Be              |          | 1 ..  |                       |                       | EACH        | reject               |



| IE/Group Name                                | Presence | Range                                 | IE type and reference         | Semantics description  | Criticality | Assigned Criticality |
|--|----------|---------------------------------------|-------------------------------|--|-------------|----------------------|
| <b>Modified Item IEs</b>                     |          | <i>&lt;maxnoof E-RABs&gt;</i>         |                               |  |             |                      |
| >>E-RAB ID                                   | M        |                                       | 9.2.1.2                       |  | -           |                      |
| >>Transport Layer Address                    | M        |                                       | 9.2.2.1                       |  | -           |                      |
| >>DL GTP TEID                                | M        |                                       | GTP-TEID<br>9.2.2.2           |  | -           |                      |
| <b>E-RAB not to be Modified List</b>         |          | 0..1                                  |                               |  | YES         | reject               |
| <b>&gt;E-RAB not to Be Modified Item IEs</b> |          | 1 ..<br><i>&lt;maxnoof E-RABs&gt;</i> |                               |  | EACH        | reject               |
| >>E-RAB ID                                   | M        |                                       | 9.2.1.2                       |  | -           |                      |
| >>Transport Layer Address                    | M        |                                       | 9.2.2.1                       |  | -           |                      |
| >>DL GTP TEID                                | M        |                                       | GTP-TEID<br>9.2.2.2           |  | -           |                      |
| <b>CSG Membership Info</b>                   |          | 0..1                                  |                               |  | YES         | reject               |
| >CSG Membership Status                       | M        |                                       | 9.2.1.73                      |  | -           |                      |
| >CSG Id                                      | M        |                                       | 9.2.1.62                      |  | -           |                      |
| >Cell Access Mode                            | O        |                                       | 9.2.1.74                      |  | -           |                      |
| >PLMN Identity                               | O        |                                       | 9.2.3.8                       |  | -           |                      |
| Tunnel Information for BBF                   | O        |                                       | Tunnel Information<br>9.2.2.3 | Indicating HeNB's Local IP Address assigned by the broadband access provider, UDP port Number. | YES         | ignore               |
| Secondary RAT Usage Report List              | O        |                                       | 9.2.1.124                     |  | Yes         | ignore               |
| User Location Information                    | O        |                                       | 9.2.1.93                      |  | Yes         | ignore               |

| Range bound   | Explanation  |
|---------------|--|
| maxnoofE-RABs | Maximum no. of E-RAB allowed towards one UE, the maximum value is 256. |

### 9.1.3.9 E-RAB MODIFICATION CONFIRM

This message is sent by the MME and is used to report the outcome of the request from the E-RAB MODIFICATION INDICATION message.

Direction: MME → eNB

| IE/Group Name                    | Presence | Range                                 | IE type and reference  | Semantics description   | Criticality | Assigned Criticality |
|----------------------------------|----------|---------------------------------------|------------------------|---|-------------|----------------------|
| Message Type                     | M        |                                       | 9.2.1.1                |   | YES         | reject               |
| MME UE S1AP ID                   | M        |                                       | 9.2.3.3                |   | YES         | ignore               |
| eNB UE S1AP ID                   | M        |                                       | 9.2.3.4                |   | YES         | ignore               |
| <b>E-RAB Modify List</b>         |          | 0..1                                  |                        |   | YES         | ignore               |
| <b>&gt;E-RAB Modify Item IEs</b> |          | 1 ..<br><i>&lt;maxnoof E-RABs&gt;</i> |                        |   | EACH        | ignore               |
| >>E-RAB ID                       | M        |                                       | 9.2.1.2                |   | -           |                      |
| E-RAB Failed to Modify List      | O        |                                       | E-RAB List<br>9.2.1.36 | A value for <i>E-RAB ID</i> shall only be present once in the E-RAB MODIFICATION CONFIRM message. | YES         | ignore               |
| E-RAB To Be Released             | O        |                                       | E-RAB List             | A value for <i>E-RAB</i>  | YES         | ignore               |



| IE/Group Name           | Presence | Range | IE type and reference | Semantics description   | Criticality | Assigned Criticality |
|-------------------------|----------|-------|-----------------------|---|-------------|----------------------|
| List                    |          |       | 9.2.1.36              | <i>ID</i> shall only be present once in the E-RAB MODIFICATION CONFIRM message. |             |                      |
| Criticality Diagnostics | O        |       | 9.2.1.21              |   | YES         | ignore               |
| CSG Membership Status   | O        |       | 9.2.1.73              |   | YES         | ignore               |

| Range bound   | Explanation  |
|---------------|--|
| maxnoofE-RABs | Maximum no. of E-RAB allowed towards one UE, the maximum value is 256. |

## 9.1.4 Context Management Messages

### 9.1.4.1 INITIAL CONTEXT SETUP REQUEST

This message is sent by the MME to request the setup of a UE context.

Direction: MME → eNB

| IE/Group Name                                    | Presence | Range                 | IE type and reference   | Semantics description   | Criticality | Assigned Criticality |
|--|----------|-----------------------|-------------------------|---|-------------|----------------------|
| Message Type                                     | M        |                       | 9.2.1.1                 |   | YES         | reject               |
| MME UE S1AP ID                                   | M        |                       | 9.2.3.3                 |   | YES         | reject               |
| eNB UE S1AP ID                                   | M        |                       | 9.2.3.4                 |   | YES         | reject               |
| UE Aggregate Maximum Bit Rate                    | M        |                       | 9.2.1.20                |   | YES         | reject               |
| E-RAB to Be Setup List                           |          | 1                     |                         |   | YES         | reject               |
| >E-RAB to Be Setup Item IEs                      |          | 1 .. <maxnoof E-RABs> |                         |   | EACH        | reject               |
| >>E-RAB ID                                       | M        |                       | 9.2.1.2                 |   | -           |                      |
| >>E-RAB Level QoS Parameters                     | M        |                       | 9.2.1.15                | Includes necessary QoS parameters.  | -           |                      |
| >>Transport Layer Address                        | M        |                       | 9.2.2.1                 |   | -           |                      |
| >>GTP-TEID                                       | M        |                       | 9.2.2.2                 |   | -           |                      |
| >>NAS-PDU  | O        |                       | 9.2.3.5                 |   | -           |                      |
| >>Correlation ID                                 | O        |                       | 9.2.1.80                |   | YES         | ignore               |
| >>SIP TO Correlation ID                          | O        |                       | Correlation ID 9.2.1.80 |   | YES         | ignore               |
| >>Bearer Type                                    | O        |                       | 9.2.1.116               |   | YES         | reject               |
| >>Ethernet Type                                  | O        |                       | 9.2.1.147               |   | YES         | ignore               |
| >>Security Indication                            | O        |                       | 9.2.1.163               |   | YES         | reject               |
| UE Security Capabilities                         | M        |                       | 9.2.1.40                |   | YES         | reject               |
| Security Key                                     | M        |                       | 9.2.1.41                | The KeNB is provided after the key-generation in the MME, see TS 33.401 [15]. | YES         | reject               |
| Trace Activation                                 | O        |                       | 9.2.1.4                 |   | YES         | ignore               |
| Handover Restriction List                        | O        |                       | 9.2.1.22                |   | YES         | ignore               |
| UE Radio Capability                              | O        |                       | 9.2.1.27                |   | YES         | ignore               |
| Subscriber Profile ID for RAT/Frequency priority | O        |                       | 9.2.1.39                |   | YES         | ignore               |
| CS Fallback Indicator                            | O        |                       | 9.2.3.21                |   | YES         | reject               |



| IE/Group Name                                     | Presence                 | Range | IE type and reference     | Semantics description   | Criticality | Assigned Criticality |
|---|--------------------------|-------|---------------------------|---|-------------|----------------------|
| SRVCC Operation Possible                          | O                        |       | 9.2.1.58                  |   | YES         | ignore               |
| CSG Membership Status                             | O                        |       | 9.2.1.73                  |   | YES         | ignore               |
| Registered LAI                                    | O                        |       | 9.2.3.1                   |   | YES         | ignore               |
| GUMMEI  | O                        |       | 9.2.3.9                   | This IE indicates the MME serving the UE.                         | YES         | ignore               |
| MME UE S1AP ID 2                                  | O                        |       | 9.2.3.3                   | This IE indicates the MME UE S1AP ID assigned by the MME.         | YES         | ignore               |
| Management Based MDT Allowed                      | O                        |       | 9.2.1.83                  |   | YES         | ignore               |
| Management Based MDT PLMN List                    | O                        |       | MDT PLMN List<br>9.2.1.89 |   | YES         | ignore               |
| Additional CS Fallback Indicator                  | C-<br>ifCSFBhighpriority |       | 9.2.3.37                  |   | YES         | ignore               |
| Masked IMEISV                                     | O                        |       | 9.2.3.38                  |   | YES         | ignore               |
| Expected UE Behaviour                             | O                        |       | 9.2.1.96                  |   | YES         | ignore               |
| ProSe Authorized                                  | O                        |       | 9.2.1.99                  |   | YES         | ignore               |
| UE User Plane Clot Support Indicator              | O                        |       | 9.2.1.113                 |   | YES         | ignore               |
| V2X Services Authorized                           | O                        |       | 9.2.1.120                 |   | YES         | ignore               |
| UE Sidelink Aggregate Maximum Bit Rate            | O                        |       | 9.2.1.122                 | This IE applies only if the UE is authorized for V2X services.    | YES         | ignore               |
| Enhanced Coverage Restricted                      | O                        |       | 9.2.1.123                 |   | YES         | ignore               |
| NR UE Security Capabilities                       | O                        |       | 9.2.1.127                 |   | YES         | ignore               |
| CE-mode-B Restricted                              | O                        |       | 9.2.1.129                 |   | YES         | ignore               |
| Aerial UE subscription information                | O                        |       | 9.2.1.136                 |   | YES         | ignore               |
| Pending Data Indication                           | O                        |       | 9.2.3.55                  |   | YES         | ignore               |
| Subscription Based UE Differentiation Information | O                        |       | 9.2.1.140                 |   | YES         | ignore               |
| Additional RRM Policy Index                       | O                        |       | 9.2.1.39a                 |   | YES         | ignore               |
| IAB Authorized                                    | O                        |       | 9.2.1.146                 |   | YES         | ignore               |
| NR V2X Services Authorized                        | O                        |       | 9.2.1.148                 |   | YES         | ignore               |
| NR UE Sidelink Aggregate Maximum Bit Rate         | O                        |       | 9.2.1.149                 | This IE applies only if the UE is authorized for NR V2X services. | YES         | ignore               |
| PC5 QoS Parameters                                | O                        |       | 9.2.1.150                 | This IE applies only if the UE is authorized for NR V2X services. | YES         | ignore               |
| UE Radio Capability ID                            | O                        |       | 9.2.1.153                 |   | YES         | reject               |

| Range bound   | Explanation  |
|---------------|--|
| maxnoofE-RABs | Maximum no. of E-RAB allowed towards one UE, the maximum value is 256. |

| Condition          | Explanation  |
|--------------------|--|
| ifCSFBhighpriority | This IE shall be present if the <i>CS Fallback Indicator</i> IE is set to "CS Fallback High Priority". |



## 9.1.4.2 Void

## 9.1.4.3 INITIAL CONTEXT SETUP RESPONSE

This message is sent by the eNB to confirm the setup of a UE context.

Direction: eNB → MME

| IE/Group Name                   | Presence | Range                   | IE type and reference  | Semantics description  | Criticality | Assigned Criticality |
|---------------------------------|----------|-------------------------|------------------------|--|-------------|----------------------|
| Message Type                    | M        |                         | 9.2.1.1                |  | YES         | reject               |
| MME UE S1AP ID                  | M        |                         | 9.2.3.3                |  | YES         | ignore               |
| eNB UE S1AP ID                  | M        |                         | 9.2.3.4                |  | YES         | ignore               |
| <b>E-RAB Setup List</b>         |          | 1                       |                        |  | YES         | ignore               |
| <b>&gt;E-RAB Setup Item IEs</b> |          | 1 ..<br><maxnoofE-RABs> |                        |  | EACH        | ignore               |
| >>E-RAB ID                      | M        |                         | 9.2.1.2                |  | -           |                      |
| >>Transport Layer Address       | M        |                         | 9.2.2.1                |  | -           |                      |
| >>GTP-TEID                      | M        |                         | 9.2.2.2                |  | -           |                      |
| E-RAB Failed to Setup List      | O        |                         | E-RAB List<br>9.2.1.36 | A value for <i>E-RAB ID</i> shall only be present once in <i>E-RAB Setup List</i> IE and <i>E-RAB Failed to Setup List</i> IE. | YES         | ignore               |
| Criticality Diagnostics         | O        |                         | 9.2.1.21               |  | YES         | ignore               |

| Range bound   | Explanation  |
|---------------|--|
| maxnoofE-RABs | Maximum no. of E-RAB allowed towards one UE, the maximum value is 256. |

## 9.1.4.4 INITIAL CONTEXT SETUP FAILURE

This message is sent by the eNB to indicate that the setup of the UE context was unsuccessful.

Direction: eNB → MME

| IE/Group Name           | Presence | Range | IE type and reference | Semantics description | Criticality | Assigned Criticality |
|-------------------------|----------|-------|-----------------------|-----------------------|-------------|----------------------|
| Message Type            | M        |       | 9.2.1.1               |                       | YES         | reject               |
| MME UE S1AP ID          | M        |       | 9.2.3.3               |                       | YES         | ignore               |
| eNB UE S1AP ID          | M        |       | 9.2.3.4               |                       | YES         | ignore               |
| Cause                   | M        |       | 9.2.1.3               |                       | YES         | ignore               |
| Criticality Diagnostics | O        |       | 9.2.1.21              |                       | YES         | ignore               |

## 9.1.4.5 UE CONTEXT RELEASE REQUEST

This message is sent by the eNB to request the release of the UE-associated S1-logical connection over the S1 interface.

Direction: eNB → MME

| IE/Group Name | Presence | Range | IE type and reference | Semantics description | Criticality | Assigned Criticality |
|---------------|----------|-------|-----------------------|-----------------------|-------------|----------------------|
| Message Type  | M        |       | 9.2.1.1               |                       | YES         | ignore               |



| IE/Group Name                   | Presence | Range | IE type and reference | Semantics description | Criticality | Assigned Criticality |
|---------------------------------|----------|-------|-----------------------|-----------------------|-------------|----------------------|
| MME UE S1AP ID                  | M        |       | 9.2.3.3               |                       | YES         | reject               |
| eNB UE S1AP ID                  | M        |       | 9.2.3.4               |                       | YES         | reject               |
| Cause                           | M        |       | 9.2.1.3               |                       | YES         | ignore               |
| GW Context Release Indication   | O        |       | 9.2.1.84              |                       | YES         | reject               |
| Secondary RAT Usage Report List | O        |       | 9.2.1.124             |                       | Yes         | ignore               |

#### 9.1.4.6 UE CONTEXT RELEASE COMMAND

This message is sent by the MME to request the release of the UE-associated S1-logical connection over the S1 interface.

Direction: MME → eNB

| IE/Group Name             | Presence | Range | IE type and reference | Semantics description | Criticality | Assigned Criticality |
|---------------------------|----------|-------|-----------------------|-----------------------|-------------|----------------------|
| Message Type              | M        |       | 9.2.1.1               |                       | YES         | reject               |
| CHOICE <i>UE S1AP IDs</i> | M        |       |                       |                       | YES         | reject               |
| > <i>UE S1AP ID pair</i>  |          |       |                       |                       |             |                      |
| >> <i>UE S1AP ID pair</i> | M        |       | 9.2.3.18              |                       |             |                      |
| > <i>MME UE S1AP ID</i>   |          |       |                       |                       |             |                      |
| >> <i>MME UE S1AP ID</i>  | M        |       | 9.2.3.3               |                       |             |                      |
| Cause                     | M        |       | 9.2.1.3               |                       | YES         | ignore               |

#### 9.1.4.7 UE CONTEXT RELEASE COMPLETE

This message is sent by the eNB to confirm the release of the UE-associated S1-logical connection over the S1 interface.

Direction: eNB → MME

| IE/Group Name  | Presence | Range | IE type and reference | Semantics description | Criticality | Assigned Criticality |
|--|----------|-------|-----------------------|-----------------------|-------------|----------------------|
| Message Type   | M        |       | 9.2.1.1               |                       | YES         | reject               |
| MME UE S1AP ID                                       | M        |       | 9.2.3.3               |                       | YES         | ignore               |
| eNB UE S1AP ID                                       | M        |       | 9.2.3.4               |                       | YES         | ignore               |
| Criticality Diagnostics                              | O        |       | 9.2.1.21              |                       | YES         | ignore               |
| User Location Information                            | O        |       | 9.2.1.93              |                       | YES         | ignore               |
| Information on Recommended Cells and eNBs for Paging | O        |       | 9.2.1.105             |                       | YES         | ignore               |
| Cell Identifier and Coverage Enhancement Level       | O        |       | 9.2.1.109             |                       | YES         | ignore               |
| Secondary RAT Usage Report List                      | O        |       | 9.2.1.124             |                       | Yes         | ignore               |
| Time Since Secondary Node Release                    | O        |       | 9.2.1.143             |                       | Yes         | ignore               |

#### 9.1.4.8 UE CONTEXT MODIFICATION REQUEST

This message is sent by the MME to provide UE Context information changes to the eNB.

Direction: MME → eNB



| IE/Group Name                                    | Presence             | Range | IE type and reference | Semantics description   | Criticality | Assigned Criticality |
|--|----------------------|-------|-----------------------|---|-------------|----------------------|
| Message Type                                     | M                    |       | 9.2.1.1               |   | YES         | reject               |
| MME UE S1AP ID                                   | M                    |       | 9.2.3.3               |   | YES         | reject               |
| eNB UE S1AP ID                                   | M                    |       | 9.2.3.4               |   | YES         | reject               |
| Security Key                                     | O                    |       | 9.2.1.41              | A fresh KeNB is provided after performing a key-change on the fly procedure in the MME, see TS 33.401 [15]. | YES         | reject               |
| Subscriber Profile ID for RAT/Frequency priority | O                    |       | 9.2.1.39              |   | YES         | ignore               |
| UE Aggregate Maximum Bit Rate                    | O                    |       | 9.2.1.20              |   | YES         | ignore               |
| CS Fallback Indicator                            | O                    |       | 9.2.3.21              |   | YES         | reject               |
| UE Security Capabilities                         | O                    |       | 9.2.1.40              |   | YES         | reject               |
| CSG Membership Status                            | O                    |       | 9.2.1.73              |   | YES         | ignore               |
| Registered LAI                                   | O                    |       | 9.2.3.1               |   | YES         | ignore               |
| Additional CS Fallback Indicator                 | C-ifCSFBhighpriority |       | 9.2.3.37              |   | YES         | ignore               |
| ProSe Authorized                                 | O                    |       | 9.2.1.99              |   | YES         | ignore               |
| SRVCC Operation Possible                         | O                    |       | 9.2.1.58              |   | YES         | ignore               |
| SRVCC Operation Not Possible                     | O                    |       | 9.2.1.119             |   | YES         | ignore               |
| V2X Services Authorized                          | O                    |       | 9.2.1.120             |   | YES         | ignore               |
| UE Sidelink Aggregate Maximum Bit Rate           | O                    |       | 9.2.1.122             | This IE applies only if the UE is authorized for V2X services.  | YES         | ignore               |
| NR UE Security Capabilities                      | O                    |       | 9.2.1.127             |   | YES         | ignore               |
| Aerial UE subscription information               | O                    |       | 9.2.1.136             |   | YES         | ignore               |
| Additional RRM Policy Index                      | O                    |       | 9.2.1.39a             |   | YES         | ignore               |
| IAB Authorized                                   | O                    |       | 9.2.1.146             |   | YES         | ignore               |
| NR V2X Services Authorized                       | O                    |       | 9.2.1.148             |   | YES         | ignore               |
| NR UE Sidelink Aggregate Maximum Bit Rate        | O                    |       | 9.2.1.149             | This IE applies only if the UE is authorized for NR V2X services.   | YES         | ignore               |
| PC5 QoS Parameters                               | O                    |       | 9.2.1.150             | This IE applies only if the UE is authorized for NR V2X services.   | YES         | ignore               |
| UE Radio Capability ID                           | O                    |       | 9.2.1.153             |   | YES         | reject               |

| Condition          | Explanation  |
|--------------------|--|
| ifCSFBhighpriority | This IE shall be present if the <i>CS Fallback Indicator</i> IE is set to "CS Fallback High Priority". |

#### 9.1.4.9 UE CONTEXT MODIFICATION RESPONSE

This message is sent by the eNB to confirm the performed UE context updates.

Direction: eNB → MME



| IE/Group Name           | Presence | Range | IE type and reference | Semantics description | Criticality | Assigned Criticality |
|-------------------------|----------|-------|-----------------------|-----------------------|-------------|----------------------|
| Message Type            | M        |       | 9.2.1.1               |                       | YES         | reject               |
| MME UE S1AP ID          | M        |       | 9.2.3.3               |                       | YES         | ignore               |
| eNB UE S1AP ID          | M        |       | 9.2.3.4               |                       | YES         | ignore               |
| Criticality Diagnostics | O        |       | 9.2.1.21              |                       | YES         | ignore               |

#### 9.1.4.10 UE CONTEXT MODIFICATION FAILURE

This message is sent by the eNB in case the performed UE context update is not successful.

Direction: eNB → MME

| IE/Group Name           | Presence | Range | IE type and reference | Semantics description | Criticality | Assigned Criticality |
|-------------------------|----------|-------|-----------------------|-----------------------|-------------|----------------------|
| Message Type            | M        |       | 9.2.1.1               |                       | YES         | reject               |
| MME UE S1AP ID          | M        |       | 9.2.3.3               |                       | YES         | ignore               |
| eNB UE S1AP ID          | M        |       | 9.2.3.4               |                       | YES         | ignore               |
| Cause                   | M        |       | 9.2.1.3               |                       | YES         | ignore               |
| Criticality Diagnostics | O        |       | 9.2.1.21              |                       | YES         | ignore               |

#### 9.1.4.11 UE RADIO CAPABILITY MATCH REQUEST

This message is sent by the MME to request the compatibility between the UE radio capabilities and network configuration.

Direction: MME → eNB

| IE/Group Name          | Presence | Range | IE type and reference | Semantics description | Criticality | Assigned Criticality |
|------------------------|----------|-------|-----------------------|-----------------------|-------------|----------------------|
| Message Type           | M        |       | 9.2.1.1               |                       | YES         | reject               |
| MME UE S1AP ID         | M        |       | 9.2.3.3               |                       | YES         | reject               |
| eNB UE S1AP ID         | M        |       | 9.2.3.4               |                       | YES         | reject               |
| UE Radio Capability    | O        |       | 9.2.1.27              |                       | YES         | ignore               |
| UE Radio Capability ID | O        |       | 9.2.1.153             |                       | YES         | reject               |

#### 9.1.4.12 UE RADIO CAPABILITY MATCH RESPONSE

This message is sent by the eNB to report the compatibility between the UE radio capabilities and network configuration.

Direction: eNB → MME

| IE/Group Name                 | Presence | Range | IE type and reference | Semantics description | Criticality | Assigned Criticality |
|-------------------------------|----------|-------|-----------------------|-----------------------|-------------|----------------------|
| Message Type                  | M        |       | 9.2.1.1               |                       | YES         | reject               |
| MME UE S1AP ID                | M        |       | 9.2.3.3               |                       | YES         | ignore               |
| eNB UE S1AP ID                | M        |       | 9.2.3.4               |                       | YES         | ignore               |
| Voice Support Match Indicator | M        |       | 9.2.1.85              |                       | YES         | reject               |
| Criticality Diagnostics       | O        |       | 9.2.1.21              |                       | YES         | ignore               |

#### 9.1.4.13 UE CONTEXT MODIFICATION INDICATION

This message is sent by the eNB to request the MME to modify the UE Context information.

Direction: eNB → MME



| IE/Group Name              | Presence | Range | IE type and reference | Semantics description | Criticality | Assigned Criticality |
|----------------------------|----------|-------|-----------------------|-----------------------|-------------|----------------------|
| Message Type               | M        |       | 9.2.1.1               |                       | YES         | reject               |
| MME UE S1AP ID             | M        |       | 9.2.3.3               |                       | YES         | reject               |
| eNB UE S1AP ID             | M        |       | 9.2.3.4               |                       | YES         | reject               |
| <b>CSG Membership Info</b> |          | 0..1  |                       |                       | YES         | reject               |
| >CSG Membership Status     | M        |       | 9.2.1.73              |                       | -           |                      |
| >CSG Id                    | M        |       | 9.2.1.62              |                       | -           |                      |
| >Cell Access Mode          | O        |       | 9.2.1.74              |                       | -           |                      |
| >PLMN Identity             | O        |       | 9.2.3.8               |                       | -           |                      |

#### 9.1.4.14 UE CONTEXT MODIFICATION CONFIRM

This message is sent by the MME to confirm the modification of the UE Context information.

Direction: MME → eNB

| IE/Group Name           | Presence | Range | IE type and reference | Semantics description | Criticality | Assigned Criticality |
|-------------------------|----------|-------|-----------------------|-----------------------|-------------|----------------------|
| Message Type            | M        |       | 9.2.1.1               |                       | YES         | reject               |
| MME UE S1AP ID          | M        |       | 9.2.3.3               |                       | YES         | ignore               |
| eNB UE S1AP ID          | M        |       | 9.2.3.4               |                       | YES         | ignore               |
| CSG Membership Status   | O        |       | 9.2.1.73              |                       | YES         | ignore               |
| Criticality Diagnostics | O        |       | 9.2.1.21              |                       | YES         | ignore               |

#### 9.1.4.15 UE CONTEXT SUSPEND REQUEST

This message is sent by the eNB to request the MME to suspend the UE context and the related bearer contexts.

Direction: eNB → MME

| IE/Group Name  | Presence | Range | IE type and reference | Semantics description | Criticality | Assigned Criticality |
|--|----------|-------|-----------------------|-----------------------|-------------|----------------------|
| Message Type   | M        |       | 9.2.1.1               |                       | YES         | reject               |
| MME UE S1AP ID                                       | M        |       | 9.2.3.3               |                       | YES         | reject               |
| eNB UE S1AP ID                                       | M        |       | 9.2.3.4               |                       | YES         | reject               |
| Information on Recommended Cells and eNBs for Paging | O        |       | 9.2.1.105             |                       | YES         | ignore               |
| Cell Identifier and Coverage Enhancement Level       | O        |       | 9.2.1.109             |                       | YES         | ignore               |
| Secondary RAT Usage Report List                      | O        |       | 9.2.1.124             |                       | Yes         | ignore               |
| User Location Information                            | O        |       | 9.2.1.93              |                       | YES         | ignore               |
| Time Since Secondary Node Release                    | O        |       | 9.2.1.143             |                       | Yes         | ignore               |

#### 9.1.4.16 UE CONTEXT SUSPEND RESPONSE

This message is sent by the MME to indicate to the eNB the UE context and the related bearer contexts have been suspended.

Direction: MME → eNB

| IE/Group Name  | Presence | Range | IE type and reference | Semantics description | Criticality | Assigned Criticality |
|----------------|----------|-------|-----------------------|-----------------------|-------------|----------------------|
| Message Type   | M        |       | 9.2.1.1               |                       | YES         | reject               |
| MME UE S1AP ID | M        |       | 9.2.3.3               |                       | YES         | ignore               |



| IE/Group Name           | Presence | Range | IE type and reference | Semantics description | Criticality | Assigned Criticality |
|-------------------------|----------|-------|-----------------------|-----------------------|-------------|----------------------|
| eNB UE S1AP ID          | M        |       | 9.2.3.4               |                       | YES         | ignore               |
| Criticality Diagnostics | O        |       | 9.2.1.21              |                       | YES         | ignore               |
| Security Context        | O        |       | 9.2.1.26              |                       | YES         | reject               |

### 9.1.4.17 UE CONTEXT RESUME REQUEST

This message is sent by the eNB to request the MME to indicate that the suspended RRC connection has been resumed, or the UE accesses for early data transmission.

Direction: eNB → MME

| IE/Group Name                              | Presence | Range                       | IE type and reference                     | Semantics description | Criticality | Assigned Criticality |
|--|----------|-----------------------------|---|-----------------------|-------------|----------------------|
| Message Type                               | M        |                             | 9.2.1.1                                   |                       | YES         | reject               |
| MME UE S1AP ID                             | M        |                             | 9.2.3.3                                   |                       | YES         | reject               |
| eNB UE S1AP ID                             | M        |                             | 9.2.3.4                                   |                       | YES         | reject               |
| <b>E-RAB Failed To Resume List</b>         |          | 0..1                        |   |                       | YES         | reject               |
| <b>&gt;E-RAB Failed To Resume Item IEs</b> |          | 1 ..<br><maxnoof<br>E-RABs> |   |                       | EACH        | reject               |
| >>E-RAB ID                                 | M        |                             | 9.2.1.2                                   |                       | -           |                      |
| >>Cause                                    | M        |                             | 9.2.1.3                                   |                       | -           |                      |
| RRC Resume Cause                           | O        |                             | RRC<br>Establishment<br>Cause<br>9.2.1.3a |                       | YES         | ignore               |

| Range bound   | Explanation  |
|---------------|--|
| maxnoofE-RABs | Maximum no. of E-RAB allowed towards one UE, the maximum value is 256. |

### 9.1.4.18 UE CONTEXT RESUME RESPONSE

This message is sent by the MME to indicate to the eNB that the UE context and the related bearer contexts have been resumed in the EPC.

Direction: MME → eNB

| IE/Group Name                              | Presence | Range                       | IE type and reference | Semantics description | Criticality | Assigned Criticality |
|--|----------|-----------------------------|-----------------------|-----------------------|-------------|----------------------|
| Message Type                               | M        |                             | 9.2.1.1               |                       | YES         | reject               |
| MME UE S1AP ID                             | M        |                             | 9.2.3.3               |                       | YES         | ignore               |
| eNB UE S1AP ID                             | M        |                             | 9.2.3.4               |                       | YES         | ignore               |
| <b>E-RAB Failed To Resume List</b>         |          | 0..1                        |                       |                       | YES         | reject               |
| <b>&gt;E-RAB Failed To Resume Item IEs</b> |          | 1 ..<br><maxnoof<br>E-RABs> |                       |                       | EACH        | reject               |
| >>E-RAB ID                                 | M        |                             | 9.2.1.2               |                       | -           |                      |
| >>Cause                                    | M        |                             | 9.2.1.3               |                       | -           |                      |
| Criticality Diagnostics                    | O        |                             | 9.2.1.21              |                       | YES         | ignore               |
| Security Context                           | O        |                             | 9.2.1.26              |                       | YES         | reject               |
| Pending Data Indication                    | O        |                             | 9.2.3.55              |                       | YES         | ignore               |

| Range bound   | Explanation  |
|---------------|--|
| maxnoofE-RABs | Maximum no. of E-RAB allowed towards one UE, the maximum value is 256. |



### 9.1.4.19 UE CONTEXT RESUME FAILURE

This message is sent by the MME to indicate to the eNB that resumption of the UE context and the related bearer contexts has failed in the EPC.

Direction: MME → eNB

| IE/Group Name           | Presence | Range | IE type and reference | Semantics description | Criticality | Assigned Criticality |
|-------------------------|----------|-------|-----------------------|-----------------------|-------------|----------------------|
| Message Type            | M        |       | 9.2.1.1               |                       | YES         | reject               |
| MME UE S1AP ID          | M        |       | 9.2.3.3               |                       | YES         | ignore               |
| eNB UE S1AP ID          | M        |       | 9.2.3.4               |                       | YES         | ignore               |
| Cause                   | M        |       | 9.2.1.3               |                       | YES         | ignore               |
| Criticality Diagnostics | O        |       | 9.2.1.21              |                       | YES         | ignore               |

### 9.1.4.20 CONNECTION ESTABLISHMENT INDICATION

This message is sent by the MME to complete the establishment of the UE-associated logical S1-connection.

Direction: MME → eNB

| IE/Group Name                                     | Presence | Range | IE type and reference                  | Semantics description    | Criticality | Assigned Criticality |
|---|----------|-------|--|--------------------------|-------------|----------------------|
| Message Type                                      | M        |       | 9.2.1.1                                |                          | YES         | reject               |
| MME UE S1AP ID                                    | M        |       | 9.2.3.3                                |                          | YES         | ignore               |
| eNB UE S1AP ID                                    | M        |       | 9.2.3.4                                |                          | YES         | ignore               |
| UE Radio Capability                               | O        |       | 9.2.1.27                               |                          | YES         | ignore               |
| Enhanced Coverage Restricted                      | O        |       | 9.2.1.123                              |                          | YES         | ignore               |
| DL CP Security Information                        | O        |       | 9.2.3.49                               |                          | YES         | ignore               |
| CE-Mode-B Restricted                              | O        |       | 9.2.1.129                              |                          | YES         | ignore               |
| End Indication                                    | O        |       | 9.2.3.54                               |                          | YES         | ignore               |
| Subscription Based UE Differentiation Information | O        |       | 9.2.1.140                              |                          | YES         | ignore               |
| UE Level QoS Parameters                           | O        |       | E-RAB Level QoS Parameters<br>9.2.1.15 | Includes QoS parameters. | YES         | ignore               |
| UE Radio Capability ID                            | O        |       | 9.2.1.153                              |                          | YES         | reject               |
| Masked IMEISV                                     | O        |       | 9.2.3.38                               |                          | YES         | ignore               |

### 9.1.4.21 RETRIEVE UE INFORMATION

The message is sent by the eNB to request UE information over the S1 interface.

Direction: eNB → MME

| IE/Group Name | Presence | Range | IE type and reference | Semantics description | Criticality | Assigned Criticality |
|---------------|----------|-------|-----------------------|-----------------------|-------------|----------------------|
| Message Type  | M        |       | 9.2.1.1               |                       | YES         | reject               |
| S-TMSI        | M        |       | 9.2.3.6               |                       | YES         | reject               |

### 9.1.4.22 UE INFORMATION TRANSFER

The message is sent by the MME to transfer UE information over the S1 interface.

Direction: MME → eNB



| IE/Group Name                                     | Presence | Range | IE type and reference                  | Semantics description    | Criticality | Assigned Criticality |
|---|----------|-------|--|--------------------------|-------------|----------------------|
| Message Type                                      | M        |       | 9.2.1.1                                |                          | YES         | reject               |
| S-TMSI  | M        |       | 9.2.3.6                                |                          | YES         | reject               |
| UE Level QoS Parameters                           | O        |       | E-RAB Level QoS Parameters<br>9.2.1.15 | Includes QoS parameters. | YES         | ignore               |
| UE Radio Capability                               | O        |       | 9.2.1.27                               |                          | YES         | ignore               |
| Subscription Based UE Differentiation Information | O        |       | 9.2.1.140                              |                          | YES         | ignore               |
| Pending Data Indication                           | O        |       | 9.2.3.55                               |                          | YES         | ignore               |
| Masked IMEISV                                     | O        |       | 9.2.3.38                               |                          | YES         | ignore               |

### 9.1.4.23 eNB CP RELOCATION INDICATION

This message is sent by the eNB to initiate the establishment of a UE-associated logical S1-connection, following the reception of re-establishment request as described in TS. 36.300 [14].

Direction: eNB → MME.

| IE/Group Name              | Presence | Range | IE type and reference | Semantics description   | Criticality | Assigned Criticality |
|----------------------------|----------|-------|-----------------------|---|-------------|----------------------|
| Message Type               | M        |       | 9.2.1.1               |   | YES         | reject               |
| eNB UE S1AP ID             | M        |       | 9.2.3.4               |   | YES         | reject               |
| S-TMSI                     | M        |       | 9.2.3.6               |   | YES         | reject               |
| E-UTRAN CGI                | M        |       | 9.2.1.38              |   | YES         | ignore               |
| TAI                        | M        |       | 9.2.3.16              | In NTN, this IE is used to indicate the single broadcast TAC. This IE shall be ignored if the <i>LTE NTN TAI Information</i> IE is present. | YES         | ignore               |
| UL CP Security Information | M        |       | 9.2.3.50              |   | YES         | reject               |
| LTE NTN TAI Information    | O        |       | 9.2.3.56              |   | YES         | ignore               |

### 9.1.4.24 MME CP RELOCATION INDICATION

This message is sent by the MME to inform the eNB that the UE is to be relocated as described in TS. 36.300 [14].

Direction: MME → eNB.

| IE/Group Name  | Presence | Range | IE type and reference | Semantics description | Criticality | Assigned Criticality |
|----------------|----------|-------|-----------------------|-----------------------|-------------|----------------------|
| Message Type   | M        |       | 9.2.1.1               |                       | YES         | reject               |
| MME UE S1AP ID | M        |       | 9.2.3.3               |                       | YES         | reject               |
| eNB UE S1AP ID | M        |       | 9.2.3.4               |                       | YES         | reject               |

## 9.1.5 Handover Signalling Messages

### 9.1.5.1 HANDOVER REQUIRED

This message is sent by the source eNB to the MME to request the preparation of resources at the target.

Direction: eNB → MME.



| IE/Group Name                                    | Presence             | Range | IE type and reference                              | Semantics description | Criticality | Assigned Criticality |
|--|----------------------|-------|--|-----------------------|-------------|----------------------|
| Message Type                                     | M                    |       | 9.2.1.1  |                       | YES         | reject               |
| MME UE S1AP ID                                   | M                    |       | 9.2.3.3  |                       | YES         | reject               |
| eNB UE S1AP ID                                   | M                    |       | 9.2.3.4  |                       | YES         | reject               |
| Handover Type                                    | M                    |       | 9.2.1.13   |                       | YES         | reject               |
| Cause  | M                    |       | 9.2.1.3  |                       | YES         | ignore               |
| Target ID  | M                    |       | 9.2.1.6  |                       | YES         | reject               |
| Direct Forwarding Path Availability              | O                    |       | 9.2.3.15   |                       | YES         | ignore               |
| SRVCC HO Indication                              | O                    |       | 9.2.1.59   |                       | YES         | reject               |
| Source to Target Transparent Container           | M                    |       | 9.2.1.56   |                       | YES         | reject               |
| Source to Target Transparent Container Secondary | O                    |       | Source to Target Transparent Container<br>9.2.1.56 |                       | YES         | reject               |
| MS Classmark 2                                   | C-<br>ifSRVCCtoGERAN |       | 9.2.1.64   |                       | YES         | reject               |
| MS Classmark 3                                   | C-<br>ifSRVCCtoGERAN |       | 9.2.1.65   |                       | YES         | ignore               |
| CSG Id   | O                    |       | 9.2.1.62   |                       | YES         | reject               |
| Cell Access Mode                                 | O                    |       | 9.2.1.74   |                       | YES         | reject               |
| PS Service Not Available                         | O                    |       | 9.2.1.77   |                       | YES         | ignore               |

| Condition      | Explanation  |
|----------------|--|
| ifSRVCCtoGERAN | This IE shall be present if the <i>Handover Type</i> IE is set to the "Value" LTEtoGERAN and the <i>SRVCC HO Indication</i> IE is present. |

### 9.1.5.2 HANDOVER COMMAND

This message is sent by the MME to inform the source eNB that resources for the handover have been prepared at the target side.

Direction: MME → eNB.

| IE/Group Name                                    | Presence                 | Range                       | IE type and reference | Semantics description                                     | Criticality | Assigned Criticality |
|--|--------------------------|-----------------------------|-----------------------|---|-------------|----------------------|
| Message Type                                     | M                        |                             | 9.2.1.1               |   | YES         | reject               |
| MME UE S1AP ID                                   | M                        |                             | 9.2.3.3               |   | YES         | reject               |
| eNB UE S1AP ID                                   | M                        |                             | 9.2.3.4               |   | YES         | reject               |
| Handover Type                                    | M                        |                             | 9.2.1.13              |   | YES         | reject               |
| NAS Security Parameters from E-UTRAN             | C-<br>iftoUTRAN<br>GERAN |                             | 9.2.3.30              | The eNB shall use this IE as specified in TS 33.401 [15]. | YES         | reject               |
| <b>E-RABs Subject to Forwarding List</b>         |                          | 0..1                        |                       |   | YES         | ignore               |
| <b>&gt;E-RABs Subject to Forwarding Item IEs</b> |                          | 1 ..<br><maxnoof<br>E-RABs> |                       |   | EACH        | ignore               |
| >>E-RAB ID                                       | M                        |                             | 9.2.1.2               |   | -           |                      |
| >>DL Transport Layer Address                     | O                        |                             | 9.2.2.1               |   | -           |                      |
| >>DL GTP-TEID                                    | O                        |                             | 9.2.2.2               | To deliver forwarded DL PDCP SDUs.                        | -           |                      |
| >>UL Transport Layer Address                     | O                        |                             | 9.2.2.1               |   | -           |                      |
| >>UL GTP-TEID                                    | O                        |                             | 9.2.2.2               | To deliver forwarded UL PDCP SDUs.                        | -           |                      |



| IE/Group Name                                    | Presence | Range | IE type and reference                              | Semantics description | Criticality | Assigned Criticality |
|--|----------|-------|--|-----------------------|-------------|----------------------|
| E-RABs to Release List                           | O        |       | E-RAB List<br>9.2.1.36                             |                       | YES         | ignore               |
| Target to Source Transparent Container           | M        |       | 9.2.1.57   |                       | YES         | reject               |
| Target to Source Transparent Container Secondary | O        |       | Target to Source Transparent Container<br>9.2.1.57 |                       | YES         | reject               |
| Criticality Diagnostics                          | O        |       | 9.2.1.21   |                       | YES         | ignore               |

| Condition      | Explanation   |
|----------------|---|
| iftoUTRANGERAN | This IE shall be present if the Handover Type IE is set to the value "LTEtoUTRAN " or "LTEtoGERAN". |

| Range bound   | Explanation                                     |
|---------------|---|
| maxnoofE-RABs | Maximum no. of E-RABs for one UE. Value is 256. |

### 9.1.5.3 HANDOVER PREPARATION FAILURE

This message is sent by the MME to inform the source eNB that the Handover Preparation has failed.

Direction: MME → eNB.

| IE/Group Name           | Presence | Range | IE type and reference | Semantics description | Criticality | Assigned Criticality |
|-------------------------|----------|-------|-----------------------|-----------------------|-------------|----------------------|
| Message Type            | M        |       | 9.2.1.1               |                       | YES         | reject               |
| MME UE S1AP ID          | M        |       | 9.2.3.3               |                       | YES         | ignore               |
| eNB UE S1AP ID          | M        |       | 9.2.3.4               |                       | YES         | ignore               |
| Cause                   | M        |       | 9.2.1.3               |                       | YES         | ignore               |
| Criticality Diagnostics | O        |       | 9.2.1.21              |                       | YES         | ignore               |

### 9.1.5.4 HANDOVER REQUEST

This message is sent by the MME to the target eNB to request the preparation of resources.

Direction: MME → eNB.

| IE/Group Name                          | Presence | Range                    | IE type and reference | Semantics description              | Criticality | Assigned Criticality |
|--|----------|--------------------------|-----------------------|------------------------------------|-------------|----------------------|
| Message Type                           | M        |                          | 9.2.1.1               |                                    | YES         | reject               |
| MME UE S1AP ID                         | M        |                          | 9.2.3.3               |                                    | YES         | reject               |
| Handover Type                          | M        |                          | 9.2.1.13              |                                    | YES         | reject               |
| Cause                                  | M        |                          | 9.2.1.3               |                                    | YES         | ignore               |
| UE Aggregate Maximum Bit Rate          | M        |                          | 9.2.1.20              |                                    | YES         | reject               |
| <b>E-RABs To Be Setup List</b>         |          | 1                        |                       |                                    | YES         | reject               |
| <b>&gt;E-RABs To Be Setup Item IEs</b> |          | 1 ..<br><maxnoof E-RABs> |                       |                                    | EACH        | reject               |
| >>E-RAB ID                             | M        |                          | 9.2.1.2               |                                    | -           |                      |
| >>Transport Layer Address              | M        |                          | 9.2.2.1               |                                    | -           |                      |
| >>GTP-TEID                             | M        |                          | 9.2.2.2               | To deliver UL PDUs.                | -           |                      |
| >>E-RAB Level QoS Parameters           | M        |                          | 9.2.1.15              | Includes necessary QoS parameters. | -           |                      |



| IE/Group Name                                     | Presence             | Range | IE type and reference     | Semantics description   | Criticality | Assigned Criticality |
|---|----------------------|-------|---------------------------|---|-------------|----------------------|
| >>Data Forwarding Not Possible                    | O                    |       | 9.2.1.76                  |   | YES         | ignore               |
| >>Bearer Type                                     | O                    |       | 9.2.1.116                 |   | YES         | reject               |
| >>Ethernet Type                                   | O                    |       | 9.2.1.147                 |   | YES         | ignore               |
| >>Security Indication                             | O                    |       | 9.2.1.163                 |   | YES         | reject               |
| Source to Target Transparent Container            | M                    |       | 9.2.1.56                  |   | YES         | reject               |
| UE Security Capabilities                          | M                    |       | 9.2.1.40                  |   | YES         | reject               |
| Handover Restriction List                         | O                    |       | 9.2.1.22                  |   | YES         | ignore               |
| Trace Activation                                  | O                    |       | 9.2.1.4                   |   | YES         | ignore               |
| Request Type                                      | O                    |       | 9.2.1.34                  |   | YES         | ignore               |
| SRVCC Operation Possible                          | O                    |       | 9.2.1.58                  |   | YES         | ignore               |
| Security Context                                  | M                    |       | 9.2.1.26                  |   | YES         | reject               |
| NAS Security Parameters to E-UTRAN                | C-<br>iff from UTRAN |       | 9.2.3.31                  | The eNB shall use this IE as specified in TS 33.401 [15].         | YES         | reject               |
| CSG Id  | O                    |       | 9.2.1.62                  |   | YES         | reject               |
| CSG Membership Status                             | O                    |       | 9.2.1.73                  |   | YES         | ignore               |
| GUMMEI  | O                    |       | 9.2.3.9                   | This IE indicates the MME serving the UE.                         | YES         | ignore               |
| MME UE S1AP ID 2                                  | O                    |       | 9.2.3.3                   | This IE indicates the MME UE S1AP ID assigned by the MME.         | YES         | ignore               |
| Management Based MDT Allowed                      | O                    |       | 9.2.1.83                  |   | YES         | ignore               |
| Management Based MDT PLMN List                    | O                    |       | MDT PLMN List<br>9.2.1.89 |   | YES         | ignore               |
| Masked IMEISV                                     | O                    |       | 9.2.3.38                  |   | YES         | ignore               |
| Expected UE Behaviour                             | O                    |       | 9.2.1.96                  |   | YES         | ignore               |
| ProSe Authorized                                  | O                    |       | 9.2.1.99                  |   | YES         | ignore               |
| UE User Plane ClOT Support Indicator              | O                    |       | 9.2.1.113                 |   | YES         | ignore               |
| V2X Services Authorized                           | O                    |       | 9.2.1.120                 |   | YES         | ignore               |
| UE Sidelink Aggregate Maximum Bit Rate            | O                    |       | 9.2.1.122                 | This IE applies only if the UE is authorized for V2X services.    | YES         | ignore               |
| Enhanced Coverage Restricted                      | O                    |       | 9.2.1.123                 |   | YES         | ignore               |
| NR UE Security Capabilities                       | O                    |       | 9.2.1.127                 |   | YES         | ignore               |
| CE-mode-B Restricted                              | O                    |       | 9.2.1.129                 |   | YES         | ignore               |
| Aerial UE subscription information                | O                    |       | 9.2.1.136                 |   | YES         | ignore               |
| Pending Data Indication                           | O                    |       | 9.2.3.55                  |   | YES         | ignore               |
| Subscription Based UE Differentiation Information | O                    |       | 9.2.1.140                 |   | YES         | ignore               |
| Additional RRM Policy Index                       | O                    |       | 9.2.1.39a                 |   | YES         | ignore               |
| IAB Authorized                                    | O                    |       | 9.2.1.146                 |   | YES         | reject               |
| NR V2X Services Authorized                        | O                    |       | 9.2.1.148                 |   | YES         | ignore               |
| NR UE Sidelink Aggregate Maximum Bit Rate         | O                    |       | 9.2.1.149                 | This IE applies only if the UE is authorized for NR V2X services. | YES         | ignore               |



| IE/Group Name          | Presence | Range | IE type and reference | Semantics description   | Criticality | Assigned Criticality |
|------------------------|----------|-------|-----------------------|---|-------------|----------------------|
| PC5 QoS Parameters     | O        |       | 9.2.1.150             | This IE applies only if the UE is authorized for NR V2X services. | YES         | ignore               |
| UE Radio Capability ID | O        |       | 9.2.1.153             |   | YES         | reject               |

| Condition          | Explanation  |
|--------------------|--|
| C-iffromUTRANGERAN | This IE shall be present if the Handover Type IE is set to the value "UTRANtoLTE" or "GERANtoLTE". |

| Range bound   | Explanation                                     |
|---------------|---|
| maxnoofE-RABs | Maximum no. of E-RABs for one UE. Value is 256. |

### 9.1.5.5 HANDOVER REQUEST ACKNOWLEDGE

This message is sent by the target eNB to inform the MME about the prepared resources at the target.

Direction: eNB → MME.

| IE/Group Name                          | Presence | Range                    | IE type and reference  | Semantics description   | Criticality | Assigned Criticality |
|--|----------|--------------------------|------------------------|---|-------------|----------------------|
| Message Type                           | M        |                          | 9.2.1.1                |   | YES         | reject               |
| MME UE S1AP ID                         | M        |                          | 9.2.3.3                |   | YES         | ignore               |
| eNB UE S1AP ID                         | M        |                          | 9.2.3.4                | Allocated at the target eNB.  | YES         | ignore               |
| <b>E-RABs Admitted List</b>            |          | 1                        |                        |   | YES         | ignore               |
| <b>&gt;E-RABs Admitted Item IEs</b>    |          | 1 ..<br><maxnoof E-RABs> |                        |   | EACH        | ignore               |
| >>E-RAB ID                             | M        |                          | 9.2.1.2                |   | -           |                      |
| >>Transport Layer Address              | M        |                          | 9.2.2.1                |   | -           |                      |
| >>GTP-TEID                             | M        |                          | 9.2.2.2                | To deliver DL PDUs.   | -           |                      |
| >>DL Transport Layer Address           | O        |                          | 9.2.2.1                |   | -           |                      |
| >>DL GTP-TEID                          | O        |                          | 9.2.2.2                | To deliver forwarded DL PDCP SDUs.  | -           |                      |
| >>UL Transport Layer Address           | O        |                          | 9.2.2.1                |   | -           |                      |
| >>UL GTP-TEID                          | O        |                          | 9.2.2.2                | To deliver forwarded UL PDCP SDUs.  | -           |                      |
| E-RABs Failed to Setup List            | O        |                          | E-RAB List<br>9.2.1.36 | A value for <i>E-RAB ID</i> shall only be present once in <i>E-RABs Admitted List</i> IE and <i>E-RABs Failed to Setup List</i> IE. | YES         | ignore               |
| Target to Source Transparent Container | M        |                          | 9.2.1.57               |   | YES         | reject               |
| CSG Id                                 | O        |                          | 9.2.1.62               |   | YES         | ignore               |
| Criticality Diagnostics                | O        |                          | 9.2.1.21               |   | YES         | ignore               |
| Cell Access Mode                       | O        |                          | 9.2.1.74               |   | YES         | ignore               |
| CE-mode-B Support Indicator            | O        |                          | 9.2.1.118              |   | YES         | ignore               |



| Range bound   | Explanation                                     |
|---------------|---|
| maxnoofE-RABs | Maximum no. of E-RABs for one UE. Value is 256. |

### 9.1.5.6 HANDOVER FAILURE

This message is sent by the target eNB to inform the MME that the preparation of resources has failed.

Direction: eNB → MME.

| IE/Group Name           | Presence | Range | IE type and reference | Semantics description | Criticality | Assigned Criticality |
|-------------------------|----------|-------|-----------------------|-----------------------|-------------|----------------------|
| Message Type            | M        |       | 9.2.1.1               |                       | YES         | reject               |
| MME UE S1AP ID          | M        |       | 9.2.3.3               |                       | YES         | ignore               |
| Cause                   | M        |       | 9.2.1.3               |                       | YES         | ignore               |
| Criticality Diagnostics | O        |       | 9.2.1.21              |                       | YES         | ignore               |

### 9.1.5.7 HANDOVER NOTIFY

This message is sent by the target eNB to inform the MME that the UE has been identified in the target cell and the S1 handover has been completed.

Direction: eNB → MME.

| IE/Group Name              | Presence | Range | IE type and reference             | Semantics description   | Criticality | Assigned Criticality |
|----------------------------|----------|-------|-----------------------------------|---|-------------|----------------------|
| Message Type               | M        |       | 9.2.1.1                           |   | YES         | ignore               |
| MME UE S1AP ID             | M        |       | 9.2.3.3                           |   | YES         | reject               |
| eNB UE S1AP ID             | M        |       | 9.2.3.4                           |   | YES         | reject               |
| E-UTRAN CGI                | M        |       | 9.2.1.38                          |   | YES         | ignore               |
| TAI                        | M        |       | 9.2.3.16                          | In NTN, this IE is used to indicate the single broadcast TAC. This IE shall be ignored if the <i>LTE NTN TAI Information</i> IE is present. | YES         | ignore               |
| Tunnel Information for BBF | O        |       | Tunnel Information<br>9.2.2.3     | Indicating HeNB's Local IP Address assigned by the broadband access provider, UDP port Number.  | YES         | ignore               |
| LHN ID                     | O        |       | 9.2.1.92                          |   | YES         | ignore               |
| PSCell Information         | O        |       | 9.2.1.141                         |   | YES         | ignore               |
| Notify Source eNB          | O        |       | ENUMERATED<br>(NotifySource, ...) |   | YES         | ignore               |
| LTE NTN TAI Information    | O        |       | 9.2.3.56                          |   | YES         | ignore               |

### 9.1.5.8 PATH SWITCH REQUEST

This message is sent by the eNB to request the MME to switch DL GTP tunnel termination point(s) from one end-point to another.

Direction: eNB → MME.

| IE/Group Name | Presence | Range | IE type and reference | Semantics description | Criticality | Assigned Criticality |
|---------------|----------|-------|-----------------------|-----------------------|-------------|----------------------|
| Message Type  | M        |       | 9.2.1.1               |                       | YES         | reject               |



| IE/Group Name                                   | Presence | Range                    | IE type and reference               | Semantics description   | Criticality | Assigned Criticality |
|---|----------|--------------------------|-------------------------------------|---|-------------|----------------------|
| eNB UE S1AP ID                                  | M        |                          | 9.2.3.4                             |   | YES         | reject               |
| <b>E-RAB To Be Switched in Downlink List</b>    |          | 1                        |                                     |   | YES         | reject               |
| <b>&gt;E-RABs Switched in Downlink Item IEs</b> |          | 1 ..<br><maxnoof E-RABs> |                                     |   | EACH        | reject               |
| >>E-RAB ID                                      | M        |                          | 9.2.1.2                             |   | -           |                      |
| >>Transport Layer address                       | M        |                          | 9.2.2.1                             |   | -           |                      |
| >>GTP-TEID                                      | M        |                          | 9.2.2.2                             | To deliver DL PDUs.   | -           |                      |
| >>Security Indication                           | O        |                          | 9.2.1.163                           |   | YES         | ignore               |
| Source MME UE S1AP ID                           | M        |                          | 9.2.3.3                             |   | YES         | reject               |
| E-UTRAN CGI                                     | M        |                          | 9.2.1.38                            |   | YES         | ignore               |
| TAI   | M        |                          | 9.2.3.16                            | In NTN, this IE is used to indicate the single broadcast TAC. This IE shall be ignored if the <i>LTE NTN TAI Information</i> IE is present. | YES         | ignore               |
| UE Security Capabilities                        | M        |                          | 9.2.1.40                            |   | YES         | ignore               |
| CSG Id  | O        |                          | 9.2.1.62                            |   | YES         | ignore               |
| Cell Access Mode                                | O        |                          | 9.2.1.74                            |   | YES         | ignore               |
| Source MME GUMMEI                               | O        |                          | 9.2.3.9                             |   | YES         | ignore               |
| CSG Membership Status                           | O        |                          | 9.2.1.73                            |   | YES         | ignore               |
| Tunnel Information for BBF                      | O        |                          | Tunnel Information<br>9.2.2.3       | Indicating HeNB's Local IP Address assigned by the broadband access provider, UDP port Number.  | YES         | ignore               |
| LHN ID  | O        |                          | 9.2.1.92                            |   | YES         | ignore               |
| RRC Resume Cause                                | O        |                          | RRC Establishment Cause<br>9.2.1.3a |   | YES         | ignore               |
| NR UE Security Capabilities                     | O        |                          | 9.2.1.127                           |   | YES         | ignore               |
| PSCell Information                              | O        |                          | 9.2.1.141                           |   | YES         | ignore               |
| LTE NTN TAI Information                         | O        |                          | 9.2.3.56                            |   | YES         | ignore               |

| Range bound   | Explanation                                     |
|---------------|---|
| maxnoofE-RABs | Maximum no. of E-RABs for one UE. Value is 256. |

### 9.1.5.9 PATH SWITCH REQUEST ACKNOWLEDGE

This message is sent by the MME to inform the eNB that the path switch has been successfully completed in the EPC.

Direction: MME → eNB.

| IE/Group Name  | Presence | Range | IE type and reference | Semantics description | Criticality | Assigned Criticality |
|----------------|----------|-------|-----------------------|-----------------------|-------------|----------------------|
| Message Type   | M        |       | 9.2.1.1               |                       | YES         | reject               |
| MME UE S1AP ID | M        |       | 9.2.3.3               |                       | YES         | ignore               |



| IE/Group Name                                     | Presence | Range                    | IE type and reference  | Semantics description  | Criticality | Assigned Criticality |
|---|----------|--------------------------|------------------------|--|-------------|----------------------|
| eNB UE S1AP ID                                    | M        |                          | 9.2.3.4                |  | YES         | ignore               |
| UE Aggregate Maximum Bit Rate                     | O        |                          | 9.2.1.20               |  | YES         | ignore               |
| <b>E-RAB To Be Switched in Uplink List</b>        |          | 0..1                     |                        |  | YES         | ignore               |
| <b>&gt;E-RABs Switched in Uplink Item IEs</b>     |          | 1 ..<br><maxnoof E-RABs> |                        |  | EACH        | ignore               |
| >>E-RAB ID  | M        |                          | 9.2.1.2                |  | -           |                      |
| >>Transport Layer Address                         | M        |                          | 9.2.2.1                |  | -           |                      |
| >>GTP-TEID  | M        |                          | 9.2.2.2                |  | -           |                      |
| E-RAB To Be Released List                         | O        |                          | E-RAB List<br>9.2.1.36 | A value for <i>E-RAB ID</i> shall only be present once in <i>E-RAB To Be Switched in Uplink List</i> IE and <i>E-RAB to Be Released List</i> IE. | YES         | ignore               |
| Security Context                                  | M        |                          | 9.2.1.26               | One pair of {NCC, NH} is provided.   | YES         | reject               |
| Criticality Diagnostics                           | O        |                          | 9.2.1.21               |  | YES         | ignore               |
| MME UE S1AP ID 2                                  | O        |                          | 9.2.3.3                | This IE indicates the MME UE S1AP ID assigned by the MME.  | YES         | ignore               |
| CSG Membership Status                             | O        |                          | 9.2.1.73               |  | YES         | ignore               |
| ProSe Authorized                                  | O        |                          | 9.2.1.99               |  | YES         | ignore               |
| UE User Plane CloT Support Indicator              | O        |                          | 9.2.1.113              |  | YES         | ignore               |
| V2X Services Authorized                           | O        |                          | 9.2.1.120              |  | YES         | ignore               |
| UE Sidelink Aggregate Maximum Bit Rate            | O        |                          | 9.2.1.122              | This IE applies only if the UE is authorized for V2X services.   | YES         | ignore               |
| Enhanced Coverage Restricted                      | O        |                          | 9.2.1.123              |  | YES         | ignore               |
| NR UE Security Capabilities                       | O        |                          | 9.2.1.127              |  | YES         | ignore               |
| CE-mode-B Restricted                              | O        |                          | 9.2.1.129              |  | YES         | ignore               |
| Aerial UE subscription information                | O        |                          | 9.2.1.136              |  | YES         | ignore               |
| Pending Data Indication                           | O        |                          | 9.2.3.55               |  | YES         | ignore               |
| Subscription Based UE Differentiation Information | O        |                          | 9.2.1.140              |  | YES         | ignore               |
| Handover Restriction List                         | O        |                          | 9.2.1.22               |  | YES         | ignore               |
| Additional RRM Policy Index                       | O        |                          | 9.2.1.39a              |  | YES         | ignore               |
| NR V2X Services Authorized                        | O        |                          | 9.2.1.148              |  | YES         | ignore               |
| NR UE Sidelink Aggregate Maximum Bit Rate         | O        |                          | 9.2.1.149              | This IE applies only if the UE is authorized for NR V2X services.  | YES         | ignore               |
| PC5 QoS Parameters                                | O        |                          | 9.2.1.150              | This IE applies only if the UE is authorized for NR V2X services.  | YES         | ignore               |
| UE Radio Capability ID                            | O        |                          | 9.2.1.153              |  | YES         | reject               |



| IE/Group Name             | Presence | Range                    | IE type and reference | Semantics description | Criticality | Assigned Criticality |
|---------------------------|----------|--------------------------|-----------------------|-----------------------|-------------|----------------------|
| UE Security Capabilities  | O        |                          | 9.2.1.40              |                       | YES         | ignore               |
| E-RAB To Be Updated List  |          | 0..1                     |                       |                       | YES         | ignore               |
| >E-RAB To Be Updated Item |          | 1 ..<br><maxnoof E-RABs> |                       |                       | EACH        | ignore               |
| >>E-RAB ID                | M        |                          | 9.2.1.2               |                       | -           |                      |
| >>>Security Indication    | O        |                          | 9.2.1.163             |                       | -           |                      |

| Range bound   | Explanation                                     |
|---------------|---|
| maxnoofE-RABs | Maximum no. of E-RABs for one UE. Value is 256. |

### 9.1.5.10 PATH SWITCH REQUEST FAILURE

This message is sent by the MME to inform the eNB that a failure has occurred in the EPC during the Path switch request procedure.

Direction: MME → eNB.

| IE/Group Name           | Presence | Range | IE type and reference | Semantics description | Criticality | Assigned Criticality |
|-------------------------|----------|-------|-----------------------|-----------------------|-------------|----------------------|
| Message Type            | M        |       | 9.2.1.1               |                       | YES         | reject               |
| MME UE S1AP ID          | M        |       | 9.2.3.3               |                       | YES         | ignore               |
| eNB UE S1AP ID          | M        |       | 9.2.3.4               |                       | YES         | ignore               |
| Cause                   | M        |       | 9.2.1.3               |                       | YES         | ignore               |
| Criticality Diagnostics | O        |       | 9.2.1.21              |                       | YES         | ignore               |

### 9.1.5.11 HANDOVER CANCEL

This message is sent by the source eNB to the MME to request the cancellation of an ongoing handover.

Direction: eNB → MME.

| IE/Group Name  | Presence | Range | IE type and reference | Semantics description | Criticality | Assigned Criticality |
|----------------|----------|-------|-----------------------|-----------------------|-------------|----------------------|
| Message Type   | M        |       | 9.2.1.1               |                       | YES         | reject               |
| MME UE S1AP ID | M        |       | 9.2.3.3               |                       | YES         | reject               |
| eNB UE S1AP ID | M        |       | 9.2.3.4               |                       | YES         | reject               |
| Cause          | M        |       | 9.2.1.3               |                       | YES         | ignore               |

### 9.1.5.12 HANDOVER CANCEL ACKNOWLEDGE

This message is sent by the MME to the source eNB to confirm that the ongoing handover was cancelled.

Direction: MME → eNB.

| IE/Group Name           | Presence | Range | IE type and reference | Semantics description | Criticality | Assigned Criticality |
|-------------------------|----------|-------|-----------------------|-----------------------|-------------|----------------------|
| Message Type            | M        |       | 9.2.1.1               |                       | YES         | reject               |
| MME UE S1AP ID          | M        |       | 9.2.3.3               |                       | YES         | ignore               |
| eNB UE S1AP ID          | M        |       | 9.2.3.4               |                       | YES         | ignore               |
| Criticality Diagnostics | O        |       | 9.2.1.21              |                       | YES         | ignore               |

### 9.1.5.13 eNB STATUS TRANSFER

This message is sent by the source eNB to transfer the PDCP SN receiver and transmitter status.



Direction: eNB → MME.

| IE/Group Name                             | Presence | Range | IE type and reference | Semantics description | Criticality | Assigned Criticality |
|---|----------|-------|-----------------------|-----------------------|-------------|----------------------|
| Message Type                              | M        |       | 9.2.1.1               |                       | YES         | ignore               |
| MME UE S1AP ID                            | M        |       | 9.2.3.3               |                       | YES         | reject               |
| eNB UE S1AP ID                            | M        |       | 9.2.3.4               |                       | YES         | reject               |
| eNB Status Transfer Transparent Container | M        |       | 9.2.1.31              |                       | YES         | reject               |

#### 9.1.5.14 MME STATUS TRANSFER

This message is sent by the MME to transfer the PDCP-SN receiver and transmitter status.

Direction: MME → eNB

| IE/Group Name                             | Presence | Range | IE type and reference | Semantics description | Criticality | Assigned Criticality |
|---|----------|-------|-----------------------|-----------------------|-------------|----------------------|
| Message Type                              | M        |       | 9.2.1.1               |                       | YES         | ignore               |
| MME UE S1AP ID                            | M        |       | 9.2.3.3               |                       | YES         | reject               |
| eNB UE S1AP ID                            | M        |       | 9.2.3.4               |                       | YES         | reject               |
| eNB Status Transfer Transparent Container | M        |       | 9.2.1.31              |                       | YES         | reject               |

#### 9.1.5.15 HANDOVER SUCCESS

This message is sent by the MME to the source eNB to indicate the successful access of the UE toward the target eNB.

Direction: MME → source eNB.

| IE/Group Name  | Presence | Range | IE type and reference | Semantics description | Criticality | Assigned Criticality |
|----------------|----------|-------|-----------------------|-----------------------|-------------|----------------------|
| Message Type   | M        |       | 9.2.1.1               |                       | YES         | ignore               |
| MME UE S1AP ID | M        |       | 9.2.3.3               |                       | YES         | reject               |
| eNB UE S1AP ID | M        |       | 9.2.3.4               |                       | YES         | reject               |

#### 9.1.5.16 eNB EARLY STATUS TRANSFER

This message is sent by the source eNB to transfer the COUNT value(s) of the first forwarded downlink SDU(s) during S1 DAPS Handover, and during S1 handover with time-based trigger condition.

Direction: eNB → MME.

| IE/Group Name                                   | Presence | Range | IE type and reference | Semantics description | Criticality | Assigned Criticality |
|---|----------|-------|-----------------------|-----------------------|-------------|----------------------|
| Message Type                                    | M        |       | 9.2.1.1               |                       | YES         | reject               |
| MME UE S1AP ID                                  | M        |       | 9.2.3.3               |                       | YES         | reject               |
| eNB UE S1AP ID                                  | M        |       | 9.2.3.4               |                       | YES         | reject               |
| eNB Early Status Transfer Transparent Container | M        |       | 9.2.1.157             |                       | YES         | reject               |

#### 9.1.5.17 MME EARLY STATUS TRANSFER

This message is sent by the MME to transfer the COUNT value(s) of the first forwarded downlink SDU(s) during S1 DAPS Handover, and during S1 handover with time-based trigger condition.

Direction: MME → eNB



| IE/Group Name                                   | Presence | Range | IE type and reference | Semantics description | Criticality | Assigned Criticality |
|---|----------|-------|-----------------------|-----------------------|-------------|----------------------|
| Message Type                                    | M        |       | 9.2.1.1               |                       | YES         | ignore               |
| MME UE S1AP ID                                  | M        |       | 9.2.3.3               |                       | YES         | reject               |
| eNB UE S1AP ID                                  | M        |       | 9.2.3.4               |                       | YES         | reject               |
| eNB Early Status Transfer Transparent Container | M        |       | 9.2.1.157             |                       | YES         | reject               |

## 9.1.6 PAGING

This message is sent by the MME and is used to page a UE in one or several tracking areas.

Direction: MME → eNB

| IE/Group Name                    | Presence | Range                   | IE type and reference      | Semantics description  | Criticality | Assigned Criticality |
|----------------------------------|----------|-------------------------|----------------------------|--|-------------|----------------------|
| Message Type                     | M        |                         | 9.2.1.1                    |  | YES         | ignore               |
| UE Identity Index value          | M        |                         | 9.2.3.10                   |  | YES         | ignore               |
| UE Paging Identity               | M        |                         | 9.2.3.13                   |  | YES         | ignore               |
| Paging DRX                       | O        |                         | 9.2.1.16                   | If the <i>NB-IoT Paging DRX</i> IE is included, the <i>Paging DRX</i> IE is ignored. | YES         | ignore               |
| CN Domain                        | M        |                         | 9.2.3.22                   |  | YES         | ignore               |
| <b>List of TAIs</b>              |          | 1                       |                            |  | YES         | ignore               |
| >TAI List Item                   |          | 1 ..<br><maxnoof TAIs>  |                            |  | EACH        | ignore               |
| >>TAI                            | M        |                         | 9.2.3.16                   |  | -           |                      |
| CSG Id List                      |          | 0..1                    |                            |  | GLOBAL      | ignore               |
| >CSG Id                          |          | 1 ..<br><maxnoof CSGId> | 9.2.1.62                   |  | -           |                      |
| Paging Priority                  | O        |                         | 9.2.1.78                   |  | YES         | ignore               |
| UE Radio Capability for Paging   | O        |                         | 9.2.1.98                   |  | YES         | ignore               |
| Assistance Data for Paging       | O        |                         | 9.2.1.103                  |  | YES         | ignore               |
| Paging eDRX Information          | O        |                         | 9.2.1.111                  |  | YES         | ignore               |
| Extended UE Identity Index Value | O        |                         | 9.2.3.46                   |  | YES         | ignore               |
| NB-IoT Paging eDRX Information   | O        |                         | 9.2.1.115                  |  | YES         | ignore               |
| NB-IoT UE Identity Index value   | O        |                         | 9.2.3.47                   |  | YES         | ignore               |
| Enhanced Coverage Restricted     | O        |                         | 9.2.1.123                  |  | YES         | ignore               |
| CE-Mode-B Restricted             | O        |                         | 9.2.1.129                  |  | YES         | ignore               |
| Data size                        | O        |                         | INTEGER<br>(1..4095, ...)  | The unit is: bit   | YES         | ignore               |
| WUS Assistance Information       | O        |                         | 9.2.1.158                  |  | YES         | ignore               |
| NB-IoT Paging DRX                | O        |                         | 9.2.1.159x                 |  | YES         | ignore               |
| Paging Cause                     | O        |                         | ENUMERATED<br>(voice, ...) |  | YES         | ignore               |

| Range bound   | Explanation  |
|---------------|--|
| maxnoofTAIs   | Maximum no. of TAIs. Value is 256.                           |
| maxnoofCSGIds | Maximum no. of CSG Ids within the CSG Id List. Value is 256. |



## 9.1.7 NAS Transport Messages

### 9.1.7.1 INITIAL UE MESSAGE

This message is sent by the eNB to transfer the initial layer 3 message to the MME over the S1 interface.

Direction: eNB → MME

| IE/Group Name                      | Presence | Range | IE type and reference                          | Semantics description  | Criticality | Assigned Criticality |
|------------------------------------|----------|-------|--|--|-------------|----------------------|
| Message Type                       | M        |       | 9.2.1.1  |  | YES         | ignore               |
| eNB UE S1AP ID                     | M        |       | 9.2.3.4  |  | YES         | reject               |
| NAS-PDU                            | M        |       | 9.2.3.5  |  | YES         | reject               |
| TAI                                | M        |       | 9.2.3.16                                       | Indicating the Tracking Area from which the UE has sent the NAS message. In NTN, this IE is used to indicate the single broadcast TAC. This IE shall be ignored if the <i>LTE NTN TAI Information</i> IE is present. | YES         | reject               |
| E-UTRAN CGI                        | M        |       | 9.2.1.38                                       | Indicating the E-UTRAN CGI from which the UE has sent the NAS message.   | YES         | ignore               |
| RRC Establishment Cause            | M        |       | 9.2.1.3a                                       |  | YES         | ignore               |
| S-TMSI                             | O        |       | 9.2.3.6  |  | YES         | reject               |
| CSG Id                             | O        |       | 9.2.1.62                                       |  | YES         | reject               |
| GUMMEI                             | O        |       | 9.2.3.9  |  | YES         | reject               |
| Cell Access Mode                   | O        |       | 9.2.1.74                                       |  | YES         | reject               |
| GW Transport Layer Address         | O        |       | Transport Layer Address 9.2.2.1                | Indicating GW Transport Layer Address if the GW is collocated with eNB.  | YES         | ignore               |
| Relay Node Indicator               | O        |       | 9.2.1.79                                       | Indicating a relay node.   | YES         | reject               |
| GUMMEI Type                        | O        |       | ENUMERATED (native, mapped, ..., mappedFrom5G) |  | YES         | ignore               |
| Tunnel Information for BBF         | O        |       | Tunnel Information 9.2.2.3                     | Indicating HeNB's Local IP Address assigned by the broadband access provider, UDP port Number.   | YES         | ignore               |
| SIPTO L-GW Transport Layer Address | O        |       | Transport Layer Address 9.2.2.1                | Indicating SIPTO L-GW Transport Layer Address if the SIPTO L-GW is collocated with eNB.  | YES         | ignore               |
| LHN ID                             | O        |       | 9.2.1.92                                       |  | YES         | ignore               |
| MME Group ID                       | O        |       | 9.2.3.44                                       |  | YES         | ignore               |
| UE Usage Type                      | O        |       | INTEGER (0..255)                               |  | YES         | ignore               |



| IE/Group Name                               | Presence | Range | IE type and reference               | Semantics description   | Criticality | Assigned Criticality |
|---|----------|-------|-------------------------------------|---|-------------|----------------------|
| CE-mode-B Support Indicator                 | O        |       | 9.2.1.118                           |   | YES         | ignore               |
| DCN ID                                      | O        |       | INTEGER (0..65535)                  |   | YES         | ignore               |
| Coverage Level                              | O        |       | ENUMERATED (extended coverage, ...) |   | YES         | ignore               |
| UE Application Layer Measurement Capability | O        |       | BIT STRING (SIZE(8))                | <p>Each bit in the bitmap indicates an UE Application layer measurement capability, refer to TS 36.331 [16].</p> <p>Bit 0 = QoE Measurement for streaming service</p> <p>Bit 1 = QoE Measurement for MTSI service</p> <p>Value '1' indicates "Capable" and value '0' indicates "not Capable".</p> <p>Unused bits are reserved for future use.</p> | YES         | ignore               |
| EDT Session                                 | O        |       | ENUMERATED (true, ...)              |   | YES         |                      |
| IAB Node Indication                         | O        |       | ENUMERATED (true, ...)              | Indication of an IAB-node.  | YES         | reject               |
| LTE NTN TAI Information                     | O        |       | 9.2.3.56                            |   | YES         | ignore               |

### 9.1.7.2 DOWNLINK NAS TRANSPORT

This message is sent by the MME and is used for carrying NAS information over the S1 interface.

Direction: MME → eNB

| IE/Group Name                                    | Presence | Range | IE type and reference | Semantics description | Criticality | Assigned Criticality |
|--|----------|-------|-----------------------|-----------------------|-------------|----------------------|
| Message Type                                     | M        |       | 9.2.1.1               |                       | YES         | ignore               |
| MME UE S1AP ID                                   | M        |       | 9.2.3.3               |                       | YES         | reject               |
| eNB UE S1AP ID                                   | M        |       | 9.2.3.4               |                       | YES         | reject               |
| NAS-PDU  | M        |       | 9.2.3.5               |                       | YES         | reject               |
| Handover Restriction List                        | O        |       | 9.2.1.22              |                       | YES         | ignore               |
| Subscriber Profile ID for RAT/Frequency priority | O        |       | 9.2.1.39              |                       | YES         | ignore               |
| SRVCC Operation Possible                         | O        |       | 9.2.1.58              |                       | YES         | ignore               |
| UE Radio Capability                              | O        |       | 9.2.1.27              |                       | YES         | ignore               |
| DL NAS PDU Delivery Acknowledgment Request       | O        |       | 9.2.3.48              |                       | YES         | ignore               |
| Enhanced Coverage Restricted                     | O        |       | 9.2.1.123             |                       | YES         | ignore               |
| CE-mode-B Restricted                             | O        |       | 9.2.1.129             |                       | YES         | ignore               |
| NR UE Security                                   | O        |       | 9.2.1.127             |                       | YES         | ignore               |



| IE/Group Name                                     | Presence | Range | IE type and reference | Semantics description | Criticality | Assigned Criticality |
|---|----------|-------|-----------------------|-----------------------|-------------|----------------------|
| Capabilities                                      |          |       |                       |                       |             |                      |
| UE Capability Info Request                        | O        |       | 9.2.3.51              |                       | YES         | ignore               |
| End Indication                                    | O        |       | 9.2.3.54              |                       | YES         | ignore               |
| Pending Data Indication                           | O        |       | 9.2.3.55              |                       | YES         | ignore               |
| Subscription Based UE Differentiation Information | O        |       | 9.2.1.140             |                       | YES         | ignore               |
| Additional RRM Policy Index                       | O        |       | 9.2.1.39a             |                       | YES         | ignore               |
| UE Radio Capability ID                            | O        |       | 9.2.1.153             |                       | YES         | reject               |
| Masked IMEISV                                     | O        |       | 9.2.3.38              |                       | YES         | ignore               |

### 9.1.7.3 UPLINK NAS TRANSPORT

This message is sent by the eNB and is used for carrying NAS information over the S1 interface.

Direction: eNB → MME

| IE/Group Name                      | Presence | Range | IE type and reference           | Semantics description   | Criticality | Assigned Criticality |
|------------------------------------|----------|-------|---------------------------------|---|-------------|----------------------|
| Message Type                       | M        |       | 9.2.1.1                         |   | YES         | ignore               |
| MME UE S1AP ID                     | M        |       | 9.2.3.3                         |   | YES         | reject               |
| eNB UE S1AP ID                     | M        |       | 9.2.3.4                         |   | YES         | reject               |
| NAS-PDU                            | M        |       | 9.2.3.5                         |   | YES         | reject               |
| E-UTRAN CGI                        | M        |       | 9.2.1.38                        |   | YES         | ignore               |
| TAI                                | M        |       | 9.2.3.16                        | In NTN, this IE is used to indicate the single broadcast TAC. This IE shall be ignored if the <i>LTE NTN TAI Information</i> IE is present. | YES         | ignore               |
| GW Transport Layer Address         | O        |       | Transport Layer Address 9.2.2.1 | Indicating GW Transport Layer Address if the GW is collocated with eNB.   | YES         | ignore               |
| SIPTO L-GW Transport Layer Address | O        |       | Transport Layer Address 9.2.2.1 | Indicating SIPTO L-GW Transport Layer Address if the SIPTO L-GW is collocated with eNB.   | YES         | ignore               |
| LHN ID                             | O        |       | 9.2.1.92                        |   | YES         | ignore               |
| PSCell Information                 | O        |       | 9.2.1.141                       |   | YES         | ignore               |
| LTE NTN TAI Information            | O        |       | 9.2.3.56                        |   | YES         | ignore               |

### 9.1.7.4 NAS NON DELIVERY INDICATION

This message is sent by the eNB and is used for reporting the non delivery of a NAS PDU previously received within a DOWNLINK NAS TRANSPORT message over the S1 interface.

Direction: eNB → MME

| IE/Group Name  | Presence | Range | IE type and reference | Semantics description | Criticality | Assigned Criticality |
|----------------|----------|-------|-----------------------|-----------------------|-------------|----------------------|
| Message Type   | M        |       | 9.2.1.1               |                       | YES         | ignore               |
| MME UE S1AP ID | M        |       | 9.2.3.3               |                       | YES         | reject               |



| IE/Group Name  | Presence | Range | IE type and reference | Semantics description | Criticality | Assigned Criticality |
|----------------|----------|-------|-----------------------|-----------------------|-------------|----------------------|
| eNB UE S1AP ID | M        |       | 9.2.3.4               |                       | YES         | reject               |
| NAS-PDU        | M        |       | 9.2.3.5               |                       | YES         | ignore               |
| Cause          | M        |       | 9.2.1.3               |                       | YES         | ignore               |

#### 9.1.7.4a NAS DELIVERY INDICATION

This message is sent by the eNB and is used for reporting the successful delivery of a NAS PDU to the UE that was previously received within a DOWNLINK NAS TRANSPORT message.

Direction: eNB → MME

| IE/Group Name  | Presence | Range | IE type and reference | Semantics description | Criticality | Assigned Criticality |
|----------------|----------|-------|-----------------------|-----------------------|-------------|----------------------|
| Message Type   | M        |       | 9.2.1.1               |                       | YES         | ignore               |
| MME UE S1AP ID | M        |       | 9.2.3.3               |                       | YES         | reject               |
| eNB UE S1AP ID | M        |       | 9.2.3.4               |                       | YES         | reject               |

#### 9.1.7.5 REROUTE NAS REQUEST

This message is sent by the MME in order to request for a rerouting of the INITIAL UE MESSAGE to a DCN.

Direction: MME → eNB

| IE/Group Name   | Presence | Range | IE type and reference | Semantics description           | Criticality | Assigned Criticality |
|-----------------|----------|-------|-----------------------|---------------------------------|-------------|----------------------|
| Message Type    | M        |       | 9.2.1.1               |                                 | YES         | reject               |
| eNB UE S1AP ID  | M        |       | 9.2.3.4               |                                 | YES         | reject               |
| MME UE S1AP ID  | O        |       | 9.2.3.3               |                                 | YES         | ignore               |
| S1 Message      | M        |       | OCTET STRING          | Contains the INITIAL UE MESSAGE | YES         | reject               |
| MME Group ID    | M        |       | 9.2.3.44              |                                 | YES         | reject               |
| Additional GUTI | O        |       | 9.2.3.45              |                                 | YES         | ignore               |
| UE Usage Type   | O        |       | INTEGER (0..255)      |                                 | YES         | ignore               |

### 9.1.8 Management messages

#### 9.1.8.1 RESET

This message is sent by both the MME and the eNB and is used to request that the S1 interface, or parts of the S1 interface, to be reset.

Direction: MME → eNB and eNB → MME

| IE/Group Name                                      | Presence | Range          | IE type and reference      | Semantics description | Criticality | Assigned Criticality |
|--|----------|----------------|----------------------------|-----------------------|-------------|----------------------|
| Message Type                                       | M        |                | 9.2.1.1                    |                       | YES         | reject               |
| Cause  | M        |                | 9.2.1.3                    |                       | YES         | ignore               |
| CHOICE <i>Reset Type</i>                           | M        |                |                            |                       | YES         | reject               |
| > <i>S1 interface</i>                              |          |                |                            |                       |             |                      |
| >> <i>Reset All</i>                                | M        |                | ENUMERATED (Reset all,...) |                       | -           |                      |
| > <i>Part of S1 interface</i>                      |          |                |                            |                       |             |                      |
| >> <i>UE-associated logical S1-connection list</i> |          | 1              |                            |                       | -           |                      |
| >>> <i>UE-associated</i>                           |          | 1 .. <maxnoofl |                            |                       | EACH        | reject               |



| IE/Group Name                     | Presence | Range                                | IE type and reference | Semantics description | Criticality | Assigned Criticality |
|-----------------------------------|----------|--------------------------------------|-----------------------|-----------------------|-------------|----------------------|
| <b>logical S1-connection Item</b> |          | <i>ndividualS1ConnectionsToReset</i> |                       |                       |             |                      |
| >>>>MME UE S1AP ID                | O        |                                      | 9.2.3.3               |                       | -           |                      |
| >>>>eNB UE S1AP ID                | O        |                                      | 9.2.3.4               |                       | -           |                      |

| Range bound                           | Explanation  |
|---------------------------------------|--|
| maxnoofIndividualS1ConnectionsToReset | Maximum no. of UE-associated logical S1-connections allowed to reset in one message. Value is 256. |

### 9.1.8.2 RESET ACKNOWLEDGE

This message is sent by both the MME and the eNB as a response to a RESET message.

Direction: eNB → MME and MME → eNB.

| IE/Group Name                                       | Presence | Range   | IE type and reference | Semantics description | Criticality | Assigned Criticality |
|---|----------|---|-----------------------|-----------------------|-------------|----------------------|
| Message Type  | M        |   | 9.2.1.1               |                       | YES         | reject               |
| <b>UE-associated logical S1-connection list</b>     |          | <i>0..1</i>   |                       |                       | YES         | ignore               |
| <b>&gt;UE-associated logical S1-connection Item</b> |          | <i>1 .. &lt;maxnoofIndividualS1ConnectionsToReset&gt;</i> |                       |                       | EACH        | ignore               |
| >>MME UE S1AP ID                                    | O        |   | 9.2.3.3               |                       | -           |                      |
| >>eNB UE S1AP ID                                    | O        |   | 9.2.3.4               |                       | -           |                      |
| Criticality Diagnostics                             | O        |   | 9.2.1.21              |                       | YES         | ignore               |

| Range bound                           | Explanation  |
|---------------------------------------|--|
| maxnoofIndividualS1ConnectionsToReset | Maximum no. of UE-associated logical S1-connections allowed to reset in one message. Value is 256. |

### 9.1.8.3 ERROR INDICATION

This message is sent by both the MME and the eNB and is used to indicate that some error has been detected in the node.

Direction: MME → eNB and eNB → MME

| IE/Group Name           | Presence | Range | IE type and reference | Semantics description | Criticality | Assigned Criticality |
|-------------------------|----------|-------|-----------------------|-----------------------|-------------|----------------------|
| Message Type            | M        |       | 9.2.1.1               |                       | YES         | ignore               |
| MME UE S1AP ID          | O        |       | 9.2.3.3               |                       | YES         | ignore               |
| eNB UE S1AP ID          | O        |       | 9.2.3.4               |                       | YES         | ignore               |
| Cause                   | O        |       | 9.2.1.3               |                       | YES         | ignore               |
| Criticality Diagnostics | O        |       | 9.2.1.21              |                       | YES         | ignore               |
| S-TMSI                  | O        |       | 9.2.3.6               |                       | YES         | ignore               |

### 9.1.8.4 S1 SETUP REQUEST

This message is sent by the eNB to transfer information for a TNL association.



Direction: eNB → MME

| IE/Group Name                  | Presence | Range                            | IE type and reference             | Semantics description   | Criticality | Assigned Criticality |
|--------------------------------|----------|----------------------------------|-----------------------------------|---|-------------|----------------------|
| Message Type                   | M        |                                  | 9.2.1.1                           |   | YES         | reject               |
| Global eNB ID                  | M        |                                  | 9.2.1.37                          |   | YES         | reject               |
| eNB Name                       | O        |                                  | PrintableString(SIZE(1..150,...)) |   | YES         | ignore               |
| <b>Supported TAs</b>           |          | 1..<maxno ofTACs>                |                                   | Supported TAs in the eNB.   | GLOBAL      | reject               |
| >TAC                           | M        |                                  | 9.2.3.7                           | Broadcast TAC.  | -           |                      |
| <b>&gt;Broadcast PLMNs</b>     |          | 1..<maxno ofBPLMNs>              |                                   | Broadcast PLMNs.  | -           |                      |
| >>PLMN Identity                | M        |                                  | 9.2.3.8                           |   |             |                      |
| >RAT-Type                      | O        |                                  | 9.2.1.117                         | RAT-Type associated with the TAC of the indicated PLMN(s).  | YES         | reject               |
| Default Paging DRX             | M        |                                  | 9.2.1.16                          |   | YES         | ignore               |
| <b>CSG Id List</b>             |          | 0..1                             |                                   |   | GLOBAL      | reject               |
| >CSG Id                        |          | 1 .. <maxno of CSGIds>           | 9.2.1.62                          |   |             |                      |
| UE Retention Information       | O        |                                  | 9.2.1.112                         |   | YES         | ignore               |
| NB-IoT Default Paging DRX      | O        |                                  | 9.2.1.114                         |   | YES         | ignore               |
| <b>Connected en-gNB List</b>   |          | <0.. maxno of Connected en-gNBs> |                                   |   | GLOBAL      | ignore               |
| >en-gNB ID                     | M        |                                  | BIT STRING (SIZE(22..32))         | The MME derives the Global en-gNB ID based on the <i>en-gNB ID</i> IE and the first PLMN Identity in the Supported TAs list for the en-gNB. |             |                      |
| <b>&gt;Supported TAs</b>       |          | 1..<maxno ofTACs>                |                                   | Supported (EPS) TAs in the en-gNB.  | -           |                      |
| >>Configured TAC               | M        |                                  | TAC 9.2.3.7                       | This information is used as specified in TS 36.300 [14].  | -           |                      |
| <b>&gt;&gt;Broadcast PLMNs</b> |          | 1..<maxno ofBPLMNs>              |                                   | Broadcast PLMNs.  | -           |                      |
| >>>PLMN Identity               | M        |                                  | 9.2.3.8                           |   |             |                      |

| Range bound               | Explanation  |
|---------------------------|--|
| maxno ofTACs              | Maximum no. of TACs. Value is 256.                           |
| maxno ofBPLMNs            | Maximum no. of Broadcast PLMNs. Value is 6.                  |
| maxno ofCSGIds            | Maximum no. of CSG Ids within the CSG Id List. Value is 256. |
| maxno ofConnected en-gNBs | Maximum no. of en-gNBs connected to the eNB. Value is 256.   |

### 9.1.8.5 S1 SETUP RESPONSE

This message is sent by the MME to transfer information for a TNL association.



Direction: MME → eNB

| IE/Group Name               | Presence | Range                    | IE type and reference                          | Semantics description  | Criticality | Assigned Criticality |
|-----------------------------|----------|--------------------------|--|--|-------------|----------------------|
| Message Type                | M        |                          | 9.2.1.1  |  | YES         | reject               |
| MME Name                    | O        |                          | PrintableString(SIZE(1..150,...))              |  | YES         | ignore               |
| <b>Served GUMMEIs</b>       |          | 1..<maxno ofRATs>        |  | The LTE related pool configuration is included on the first place in the list. | GLOBAL      | reject               |
| <b>&gt;Served PLMNs</b>     |          | 1..<maxno ofPLMNsPerMME> |  |  | -           |                      |
| >>PLMN Identity             | M        |                          | 9.2.3.8  |  | -           |                      |
| <b>&gt;Served GroupIDs</b>  |          | 1..<maxno ofGroupIDs>    |  |  | -           |                      |
| >>MME Group ID              | M        |                          | OCTET STRING (SIZE(2))                         |  | -           |                      |
| <b>&gt;Served MMECs</b>     |          | 1..<maxno ofMMECs>       |  |  | -           |                      |
| >>MME Code                  | M        |                          | 9.2.3.12                                       |  | -           |                      |
| >GUMMEI Type                | O        |                          | ENUMERATED (native, mapped, ..., mappedFrom5G) |  | -           | ignore               |
| Relative MME Capacity       | M        |                          | 9.2.3.17                                       |  | YES         | ignore               |
| MME Relay Support Indicator | O        |                          | 9.2.1.82                                       |  | YES         | ignore               |
| Criticality Diagnostics     | O        |                          | 9.2.1.21                                       |  | YES         | ignore               |
| UE Retention Information    | O        |                          | 9.2.1.112                                      |  | YES         | ignore               |
| <b>Served DCNs</b>          |          | 0..<maxno ofDCNs>        |  |  | GLOBAL      | ignore               |
| >Served DCNs Items          | M        |                          | 9.2.1.121                                      |  | -           |                      |
| IAB Supported               | O        |                          | ENUMERATED (true, ...)                         | Indication of support for IAB.   | YES         | ignore               |

| Range bound        | Explanation   |
|--------------------|---|
| maxnoofPLMNsPerMME | Maximum no. of PLMNs per MME. Value is 32.                |
| maxnoofRATs        | Maximum no. of RATs. Value is 8.                          |
| maxnoofGroupIDs    | Maximum no. of GroupIDs per node per RAT. Value is 65535. |
| maxnoofMMECs       | Maximum no. of MMECs per node per RAT. Value is 256.      |
| maxnoofDCNs        | Maximum no. of DCNs served by one MME. Value is 32.       |

### 9.1.8.6 S1 SETUP FAILURE

This message is sent by the MME to indicate S1 Setup failure.

Direction: MME → eNB

| IE/Group Name           | Presence | Range | IE type and reference | Semantics description | Criticality | Assigned Criticality |
|-------------------------|----------|-------|-----------------------|-----------------------|-------------|----------------------|
| Message Type            | M        |       | 9.2.1.1               |                       | YES         | reject               |
| Cause                   | M        |       | 9.2.1.3               |                       | YES         | ignore               |
| Time to wait            | O        |       | 9.2.1.61              |                       | YES         | ignore               |
| Criticality Diagnostics | O        |       | 9.2.1.21              |                       | YES         | ignore               |



## 9.1.8.7 ENB CONFIGURATION UPDATE

This message is sent by the eNB to transfer updated information for a TNL association.

Direction: eNB → MME

| IE/Group Name                              | Presence | Range                           | IE type and reference             | Semantics description  | Criticality | Assigned Criticality |
|--|----------|---------------------------------|-----------------------------------|--|-------------|----------------------|
| Message Type                               | M        |                                 | 9.2.1.1                           |  | YES         | reject               |
| eNB Name                                   | O        |                                 | PrintableString(SIZE(1..150,...)) |  | YES         | ignore               |
| <b>Supported TAs</b>                       |          | 0..<maxno ofTACs>               |                                   | Supported TAs in the eNB.  | GLOBAL      | reject               |
| >TAC                                       | M        |                                 | 9.2.3.7                           | Broadcast TAC.   | -           |                      |
| > <b>Broadcast PLMNs</b>                   |          | 1..<maxno ofBPLMNs>             |                                   | Broadcast PLMNs.   | -           |                      |
| >>PLMN Identity                            | M        |                                 | 9.2.3.8                           |  | -           |                      |
| >RAT-Type                                  | O        |                                 | 9.2.1.117                         | RAT Type associated with the TAC of the indicated PLMN(s).   | YES         | reject               |
| <b>CSG Id List</b>                         |          | 0..1                            |                                   |  | GLOBAL      | reject               |
| >CSG Id                                    |          | 1 .. <maxno of CSGId>           | 9.2.1.62                          |  | -           |                      |
| Default Paging DRX                         | O        |                                 | 9.2.1.16                          |  | YES         | ignore               |
| NB-IoT Default Paging DRX                  | O        |                                 | 9.2.1.114                         |  | YES         | ignore               |
| <b>Connected en-gNB To Be Added List</b>   |          | <0..maxno of Connected en-gNBs> |                                   |  | GLOBAL      | ignore               |
| >en-gNB ID                                 | M        |                                 | BIT STRING (SIZE(22..32))         | The MME derives the Global en-gNB ID based on the <i>en-gNB ID</i> IE and the first PLMN Identity in the Supported TAs list of the added en-gNB.         |             |                      |
| > <b>Supported TAs</b>                     |          | 1..<maxno ofTACs>               |                                   | Supported TAs in the en-gNB.   | -           |                      |
| >>Configured TAC                           | M        |                                 | TAC 9.2.3.7                       |  | -           |                      |
| >> <b>Broadcast PLMNs</b>                  |          | 1..<maxno ofBPLMNs>             |                                   | Broadcast PLMNs.   | -           |                      |
| >>>PLMN Identity                           | M        |                                 | 9.2.3.8                           |  |             |                      |
| <b>Connected en-gNB To Be Removed List</b> |          | <0..maxno of Connected en-gNBs> |                                   |  | GLOBAL      | ignore               |
| >en-gNB ID                                 | M        |                                 | BIT STRING (SIZE(22..32))         | The MME derives the Global en-gNB ID based on the <i>en-gNB ID</i> IE and the first PLMN Identity in the Supported TAs list of the en-gNB to be removed. |             |                      |
| > <b>Supported TAs</b>                     |          | 1..<maxno ofTACs>               |                                   | Supported TAs in   | -           |                      |



| IE/Group Name     | Presence | Range                            | IE type and reference | Semantics description | Criticality | Assigned Criticality |
|-------------------|----------|----------------------------------|-----------------------|-----------------------|-------------|----------------------|
|                   |          | <i>ofTACs&gt;</i>                |                       | the en-gNB.           |             |                      |
| >>Configured TAC  | M        |                                  | TAC<br>9.2.3.7        |                       | -           |                      |
| >>Broadcast PLMNs |          | <i>1..&lt;maxno ofBPLMNs&gt;</i> |                       | Broadcast PLMNs.      | -           |                      |
| >>>PLMN Identity  | M        |                                  | 9.2.3.8               |                       |             |                      |

| Range bound             | Explanation  |
|-------------------------|--|
| maxnoofTACs             | Maximum no. of TACs. Value is 256.                           |
| maxnoofBPLMNs           | Maximum no. of Broadcast PLMNs. Value is 6.                  |
| maxnoofCSGIds           | Maximum no. of CSG Ids within the CSG Id List. Value is 256. |
| maxnoofConnecteden-gNBs | Maximum no. of en-gNBs connected to the eNB. Value is 256.   |

### 9.1.8.8 ENB CONFIGURATION UPDATE ACKNOWLEDGE

This message is sent by the MME to acknowledge the eNB transfer updated information for a TNL association.

Direction: MME → eNB

| IE/Group Name           | Presence | Range | IE type and reference | Semantics description | Criticality | Assigned Criticality |
|-------------------------|----------|-------|-----------------------|-----------------------|-------------|----------------------|
| Message Type            | M        |       | 9.2.1.1               |                       | YES         | reject               |
| Criticality Diagnostics | O        |       | 9.2.1.21              |                       | YES         | ignore               |

### 9.1.8.9 ENB CONFIGURATION UPDATE FAILURE

This message is sent by the MME to indicate S1 eNB Configuration Update failure.

Direction: MME → eNB

| IE/Group Name           | Presence | Range | IE type and reference | Semantics description | Criticality | Assigned Criticality |
|-------------------------|----------|-------|-----------------------|-----------------------|-------------|----------------------|
| Message Type            | M        |       | 9.2.1.1               |                       | YES         | reject               |
| Cause                   | M        |       | 9.2.1.3               |                       | YES         | ignore               |
| Time to wait            | O        |       | 9.2.1.61              |                       | YES         | ignore               |
| Criticality Diagnostics | O        |       | 9.2.1.21              |                       | YES         | ignore               |

### 9.1.8.10 MME CONFIGURATION UPDATE

This message is sent by the MME to transfer updated information for a TNL association.

Direction: MME → eNB

| IE/Group Name  | Presence | Range                                 | IE type and reference                     | Semantics description  | Criticality | Assigned Criticality |
|----------------|----------|---------------------------------------|---|--|-------------|----------------------|
| Message Type   | M        |                                       | 9.2.1.1                                   |  | YES         | reject               |
| MME Name       | O        |                                       | PrintableString(<br>SIZE(1..150,...)<br>) |  | YES         | ignore               |
| Served GUMMEIs |          | <i>0..&lt;maxno ofRATs&gt;</i>        |   | The LTE related pool configuration is included on the first place in the list. | GLOBAL      | reject               |
| >Served PLMNs  |          | <i>1..&lt;maxno ofPLMNsPerMME&gt;</i> |   |  | -           |                      |



| IE/Group Name         | Presence | Range                  | IE type and reference                          | Semantics description | Criticality | Assigned Criticality |
|-----------------------|----------|------------------------|--|-----------------------|-------------|----------------------|
| >>PLMN Identity       | M        |                        | 9.2.3.8  |                       | -           |                      |
| >Served GroupIDs      |          | 1..<maxno of GroupIDs> |  |                       | -           |                      |
| >>MME GroupID         | M        |                        | OCTET STRING (SIZE(2))                         |                       | -           |                      |
| >Served MMECs         |          | 1..<maxno of MMECs>    |  |                       | -           |                      |
| >>MME Code            | M        |                        | 9.2.3.12                                       |                       | -           |                      |
| >GUMMEI Type          | O        |                        | ENUMERATED (native, mapped, ..., mappedFrom5G) |                       | -           | ignore               |
| Relative MME Capacity | O        |                        | 9.2.3.17                                       |                       | YES         | reject               |
| Served DCNs           |          | 0..<maxno of DCNs>     |  |                       | GLOBAL      | ignore               |
| >Served DCNs Items    | M        |                        | 9.2.1.121                                      |                       | -           |                      |

| Range bound       | Explanation   |
|-------------------|---|
| maxnoofPLMNPerMME | Maximum no. of PLMNs per MME. Value is 32.                |
| maxnoofRATs       | Maximum no. of RATs. Value is 8.                          |
| maxnoofGroupIDs   | Maximum no. of GroupIDs per node per RAT. Value is 65535. |
| maxnoofMMECs      | Maximum no. of MMECs per node per RAT. Value is 256.      |
| maxnoofDCNs       | Maximum no. of DCNs served by one MME. Value is 32.       |

### 9.1.8.11 MME CONFIGURATION UPDATE ACKNOWLEDGE

This message is sent by the eNB to acknowledge the MME transfer updated information for a TNL association.

Direction: eNB → MME

| IE/Group Name           | Presence | Range | IE type and reference | Semantics description | Criticality | Assigned Criticality |
|-------------------------|----------|-------|-----------------------|-----------------------|-------------|----------------------|
| Message Type            | M        |       | 9.2.1.1               |                       | YES         | reject               |
| Criticality Diagnostics | O        |       | 9.2.1.21              |                       | YES         | ignore               |

### 9.1.8.12 MME CONFIGURATION UPDATE FAILURE

This message is sent by the eNB to indicate S1 MME Configuration Update failure.

Direction: eNB → MME

| IE/Group Name           | Presence | Range | IE type and reference | Semantics description | Criticality | Assigned Criticality |
|-------------------------|----------|-------|-----------------------|-----------------------|-------------|----------------------|
| Message Type            | M        |       | 9.2.1.1               |                       | YES         | reject               |
| Cause                   | M        |       | 9.2.1.3               |                       | YES         | ignore               |
| Time to wait            | O        |       | 9.2.1.61              |                       | YES         | ignore               |
| Criticality Diagnostics | O        |       | 9.2.1.21              |                       | YES         | ignore               |

### 9.1.8.13 OVERLOAD START

This message is sent by the MME and is used to indicate to the eNB that the MME is overloaded.

Direction: MME → eNB



| IE/Group Name                     | Presence | Range              | IE type and reference | Semantics description | Criticality | Assigned Criticality |
|-----------------------------------|----------|--------------------|-----------------------|-----------------------|-------------|----------------------|
| Message Type                      | M        |                    | 9.2.1.1               |                       | YES         | ignore               |
| Overload Response                 | M        |                    | 9.2.3.19              |                       | YES         | reject               |
| <b>GUMMEI List</b>                |          | 0..1               |                       |                       | YES         | ignore               |
| >GUMMEI List Item                 |          | 1..<maxno ofMMECs> |                       |                       | EACH        | ignore               |
| >>GUMMEI                          | M        |                    | 9.2.3.9               |                       | -           |                      |
| Traffic Load Reduction Indication | O        |                    | 9.2.3.36              |                       | YES         | ignore               |

| Range bound  | Explanation  |
|--------------|--|
| maxnoofMMECs | Maximum no. of MMECs per node per RAT. Value is 256. |

### 9.1.8.14 OVERLOAD STOP

This message is sent by the MME and is used to indicate that the MME is no longer overloaded.

Direction: MME → eNB

| IE/Group Name      | Presence | Range             | IE type and reference | Semantics description | Criticality | Assigned Criticality |
|--------------------|----------|-------------------|-----------------------|-----------------------|-------------|----------------------|
| Message Type       | M        |                   | 9.2.1.1               |                       | YES         | reject               |
| <b>GUMMEI List</b> |          | 0..1              |                       |                       | YES         | ignore               |
| >GUMMEI List Item  |          | 1..<maxnoofMMECs> |                       |                       | EACH        | ignore               |
| >>GUMMEI           | M        |                   | 9.2.3.9               |                       | -           |                      |

| Range bound  | Explanation  |
|--------------|--|
| maxnoofMMECs | Maximum no. of MMECs per node per RAT. Value is 256. |

## 9.1.9 S1 CDMA2000 Tunnelling Messages

### 9.1.9.1 DOWNLINK S1 CDMA2000 TUNNELLING

This message is sent by the MME and is used for carrying CDMA2000 information over the S1 interface.

Direction: MME → eNB

| IE/Group Name                            | Presence | Range                      | IE type and reference | Semantics description  | Criticality | Assigned Criticality |
|--|----------|----------------------------|-----------------------|--|-------------|----------------------|
| Message Type                             | M        |                            | 9.2.1.1               |  | YES         | ignore               |
| MME UE S1AP ID                           | M        |                            | 9.2.3.3               |  | YES         | reject               |
| eNB UE S1AP ID                           | M        |                            | 9.2.3.4               |  | YES         | reject               |
| <b>E-RABs Subject to Forwarding List</b> |          | 0..1                       |                       |  | YES         | ignore               |
| >E-RABs Subject to Forwarding Item IEs   |          | 1..<br><maxnoof<br>E-RABs> |                       |  | EACH        | ignore               |
| >>E-RAB ID                               | M        |                            | 9.2.1.2               |  | -           |                      |
| >>DL Transport Layer Address             | O        |                            | 9.2.2.1               |  | -           |                      |
| >>DL GTP-TEID                            | O        |                            | 9.2.2.2               | This IE indicates the tunnel endpoint for forwarding of DL data. | -           |                      |
| >>UL Transport Layer Address             | O        |                            | 9.2.2.1               |  | -           |                      |



| IE/Group Name      | Presence | Range | IE type and reference | Semantics description | Criticality | Assigned Criticality |
|--------------------|----------|-------|-----------------------|-----------------------|-------------|----------------------|
| >>UL GTP-TEID      | O        |       | 9.2.2.2               |                       | -           |                      |
| CDMA2000 HO Status | O        |       | 9.2.1.28              |                       | YES         | ignore               |
| CDMA2000 RAT Type  | M        |       | 9.2.1.24              |                       | YES         | reject               |
| CDMA2000-PDU       | M        |       | 9.2.1.23              |                       | YES         | reject               |

| Range bound   | Explanation                                     |
|---------------|---|
| maxnoofE-RABs | Maximum no. of E-RABs for one UE. Value is 256. |

### 9.1.9.2 UPLINK S1 CDMA2000 TUNNELLING

This message is sent by the eNB and is used for carrying CDMA2000 information over the S1 interface.

Direction: eNB → MME

| IE/Group Name                            | Presence | Range | IE type and reference | Semantics description | Criticality | Assigned Criticality |
|--|----------|-------|-----------------------|-----------------------|-------------|----------------------|
| Message Type                             | M        |       | 9.2.1.1               |                       | YES         | ignore               |
| MME UE S1AP ID                           | M        |       | 9.2.3.3               |                       | YES         | reject               |
| eNB UE S1AP ID                           | M        |       | 9.2.3.4               |                       | YES         | reject               |
| CDMA2000 RAT Type                        | M        |       | 9.2.1.24              |                       | YES         | reject               |
| CDMA2000 Sector ID                       | M        |       | 9.2.1.25              |                       | YES         | reject               |
| CDMA2000 HO Required Indication          | O        |       | 9.2.1.29              |                       | YES         | ignore               |
| CDMA2000 1xRTT SRVCC Info                | O        |       | 9.2.1.35              |                       | YES         | reject               |
| CDMA2000 1xRTT RAND                      | O        |       | 9.2.1.33              |                       | YES         | reject               |
| CDMA2000-PDU                             | M        |       | 9.2.1.23              |                       | YES         | reject               |
| E-UTRAN Round Trip Delay Estimation Info | O        |       | 9.2.1.69              |                       | YES         | ignore               |

### 9.1.10 UE CAPABILITY INFO INDICATION

This message is sent by the eNB to provide UE Radio Capability information to the MME.

Direction: eNB → MME

| IE/Group Name                               | Presence | Range | IE type and reference | Semantics description   | Criticality | Assigned Criticality |
|---|----------|-------|-----------------------|---|-------------|----------------------|
| Message Type                                | M        |       | 9.2.1.1               |   | YES         | ignore               |
| MME UE S1AP ID                              | M        |       | 9.2.3.3               |   | YES         | reject               |
| eNB UE S1AP ID                              | M        |       | 9.2.3.4               |   | YES         | reject               |
| UE Radio Capability                         | M        |       | 9.2.1.27              |   | YES         | ignore               |
| UE Radio Capability for Paging              | O        |       | 9.2.1.98              |   | YES         | ignore               |
| UE Application Layer Measurement Capability | O        |       | BIT STRING (SIZE(8))  | Each bit in the bitmap indicates an UE Application layer measurement capability, refer to TS 25.331[10].<br><br>Bit 0 = QoE Measurement for streaming service<br><br>Bit 1 = QoE Measurement for MTSI service | YES         | ignore               |



| IE/Group Name                              | Presence | Range | IE type and reference | Semantics description  | Criticality | Assigned Criticality |
|--|----------|-------|-----------------------|--|-------------|----------------------|
|  |          |       |                       | Value '1' indicates "Capable" and value '0' indicates "not Capable".<br><br>Unused bits are reserved for future use. |             |                      |
| LTE-M Indication                           | O        |       | 9.2.1.135             |  | YES         | ignore               |
| UE Radio Capability – NR Format            | O        |       | 9.2.1.154             |  | YES         | ignore               |
| UE Radio Capability for Paging – NR Format | O        |       | 9.2.1.160             |  | YES         | ignore               |

## 9.1.11 Trace Messages

### 9.1.11.1 TRACE START

This message is sent by the MME to initiate trace recording for a UE.

Direction: MME → eNB

| IE/Group Name    | Presence | Range | IE type and reference | Semantics description | Criticality | Assigned Criticality |
|------------------|----------|-------|-----------------------|-----------------------|-------------|----------------------|
| Message Type     | M        |       | 9.2.1.1               |                       | YES         | ignore               |
| MME UE S1AP ID   | M        |       | 9.2.3.3               |                       | YES         | reject               |
| eNB UE S1AP ID   | M        |       | 9.2.3.4               |                       | YES         | reject               |
| Trace Activation | M        |       | 9.2.1.4               |                       | YES         | ignore               |

### 9.1.11.2 TRACE FAILURE INDICATION

This message is sent by the eNB to indicate that a Trace Start procedure or a Deactivate Trace procedure has failed for a UE.

Direction: eNB → MME

| IE/Group Name    | Presence | Range | IE type and reference  | Semantics description  | Criticality | Assigned Criticality |
|------------------|----------|-------|------------------------|--|-------------|----------------------|
| Message Type     | M        |       | 9.2.1.1                |  | YES         | ignore               |
| MME UE S1AP ID   | M        |       | 9.2.3.3                |  | YES         | reject               |
| eNB UE S1AP ID   | M        |       | 9.2.3.4                |  | YES         | reject               |
| E-UTRAN Trace ID | M        |       | OCTET STRING (SIZE(8)) | As per E-UTRAN Trace ID IE in Trace Activation IE (9.2.1.4). | YES         | ignore               |
| Cause            | M        |       | 9.2.1.3                |  | YES         | ignore               |

### 9.1.11.3 DEACTIVATE TRACE

This message is sent by the MME to deactivate trace.

Direction: MME → eNB

| IE/Group Name  | Presence | Range | IE type and reference | Semantics description | Criticality | Assigned Criticality |
|----------------|----------|-------|-----------------------|-----------------------|-------------|----------------------|
| Message Type   | M        |       | 9.2.1.1               |                       | YES         | ignore               |
| MME UE S1AP ID | M        |       | 9.2.3.3               |                       | YES         | reject               |
| eNB UE S1AP ID | M        |       | 9.2.3.4               |                       | YES         | reject               |



| IE/Group Name    | Presence | Range | IE type and reference  | Semantics description  | Criticality | Assigned Criticality |
|------------------|----------|-------|------------------------|--|-------------|----------------------|
| E-UTRAN Trace ID | M        |       | OCTET STRING (SIZE(8)) | As per E-UTRAN Trace ID IE in Trace Activation IE (9.2.1.4). | YES         | ignore               |

## 9.1.12 Location Reporting Messages

### 9.1.12.1 LOCATION REPORTING CONTROL

This message is sent by the MME and is used to request the eNB to report where the UE is currently located.

Direction: MME → eNB

| IE/Group Name  | Presence | Range | IE type and reference | Semantics description | Criticality | Assigned Criticality |
|----------------|----------|-------|-----------------------|-----------------------|-------------|----------------------|
| Message Type   | M        |       | 9.2.1.1               |                       | YES         | ignore               |
| MME UE S1AP ID | M        |       | 9.2.3.3               |                       | YES         | reject               |
| eNB UE S1AP ID | M        |       | 9.2.3.4               |                       | YES         | reject               |
| Request Type   | M        |       | 9.2.1.34              |                       | YES         | ignore               |

### 9.1.12.2 LOCATION REPORT FAILURE INDICATION

This message is sent by the eNB and is used to indicate the failure of location report.

Direction: eNB → MME

| IE/Group Name  | Presence | Range | IE type and reference | Semantics description | Criticality | Assigned Criticality |
|----------------|----------|-------|-----------------------|-----------------------|-------------|----------------------|
| Message Type   | M        |       | 9.2.1.1               |                       | YES         | ignore               |
| MME UE S1AP ID | M        |       | 9.2.3.3               |                       | YES         | reject               |
| eNB UE S1AP ID | M        |       | 9.2.3.4               |                       | YES         | reject               |
| Cause          | M        |       | 9.2.1.3               |                       | YES         | ignore               |

### 9.1.12.3 LOCATION REPORT

This message is sent by the eNB and is used to provide the UE's location to the MME.

Direction: eNB → MME

| IE/Group Name      | Presence | Range | IE type and reference | Semantics description   | Criticality | Assigned Criticality |
|--------------------|----------|-------|-----------------------|---|-------------|----------------------|
| Message Type       | M        |       | 9.2.1.1               |   | YES         | ignore               |
| MME UE S1AP ID     | M        |       | 9.2.3.3               |   | YES         | reject               |
| eNB UE S1AP ID     | M        |       | 9.2.3.4               |   | YES         | reject               |
| E-UTRAN CGI        | M        |       | 9.2.1.38              |   | YES         | ignore               |
| TAI                | M        |       | 9.2.3.16              | In NTN, this IE is used to indicate the single broadcast TAC. This IE shall be ignored if the <i>LTE NTN TAI Information</i> IE is present. | YES         | ignore               |
| Request Type       | M        |       | 9.2.1.34              | The Request Type IE is sent as it has been provided.  | YES         | ignore               |
| PSCell Information | O        |       | 9.2.1.141             |   | YES         | ignore               |
| LTE NTN TAI        | O        |       | 9.2.3.56              |   | YES         | ignore               |



| IE/Group Name | Presence | Range | IE type and reference | Semantics description | Criticality | Assigned Criticality |
|---------------|----------|-------|-----------------------|-----------------------|-------------|----------------------|
| Information   |          |       |                       |                       |             |                      |

## 9.1.13 Warning Message Transmission Messages

### 9.1.13.1 WRITE-REPLACE WARNING REQUEST

This message is sent by the MME to request the start or overwrite of the broadcast of a warning message.

Direction: MME → eNB

| IE/Group Name                        | Presence | Range | IE type and reference | Semantics description | Criticality | Assigned Criticality |
|--------------------------------------|----------|-------|-----------------------|-----------------------|-------------|----------------------|
| Message Type                         | M        |       | 9.2.1.1               |                       | YES         | reject               |
| Message Identifier                   | M        |       | 9.2.1.44              |                       | YES         | reject               |
| Serial Number                        | M        |       | 9.2.1.45              |                       | YES         | reject               |
| Warning Area List                    | O        |       | 9.2.1.46              |                       | YES         | ignore               |
| Repetition Period                    | M        |       | 9.2.1.48              |                       | YES         | reject               |
| Extended Repetition Period           | O        |       | 9.2.1.75              |                       | YES         | reject               |
| Number of Broadcasts Requested       | M        |       | 9.2.1.49              |                       | YES         | reject               |
| Warning Type                         | O        |       | 9.2.1.50              |                       | YES         | ignore               |
| Warning Security Information         | O        |       | 9.2.1.51              | See TS 23.041 [29].   | YES         | ignore               |
| Data Coding Scheme                   | O        |       | 9.2.1.52              |                       | YES         | ignore               |
| Warning Message Contents             | O        |       | 9.2.1.53              |                       | YES         | ignore               |
| Concurrent Warning Message Indicator | O        |       | 9.2.1.72              |                       | YES         | reject               |
| Warning Area Coordinates             | O        |       | 9.2.1.139             |                       | YES         | ignore               |

### 9.1.13.2 WRITE-REPLACE WARNING RESPONSE

This message is sent by the eNB to acknowledge the MME on the start or overwrite request of a warning message.

Direction: eNB → MME

| IE/Group Name                 | Presence | Range | IE type and reference | Semantics description | Criticality | Assigned Criticality |
|-------------------------------|----------|-------|-----------------------|-----------------------|-------------|----------------------|
| Message Type                  | M        |       | 9.2.1.1               |                       | YES         | reject               |
| Message Identifier            | M        |       | 9.2.1.44              |                       | YES         | reject               |
| Serial Number                 | M        |       | 9.2.1.45              |                       | YES         | reject               |
| Broadcast Completed Area List | O        |       | 9.2.1.54              |                       | YES         | ignore               |
| Criticality Diagnostics       | O        |       | 9.2.1.21              |                       | YES         | ignore               |

### 9.1.13.3 KILL REQUEST

This message is forwarded by the MME to eNB to cancel an already ongoing broadcast of a warning message

Direction: MME → eNB

| IE/Group Name      | Presence | Range | IE type and reference | Semantics description | Criticality | Assigned Criticality |
|--------------------|----------|-------|-----------------------|-----------------------|-------------|----------------------|
| Message Type       | M        |       | 9.2.1.1               |                       | YES         | reject               |
| Message Identifier | M        |       | 9.2.1.44              |                       | YES         | reject               |
| Serial Number      | M        |       | 9.2.1.45              |                       | YES         | reject               |
| Warning Area List  | O        |       | 9.2.1.46              |                       | YES         | ignore               |



| IE/Group Name                       | Presence | Range | IE type and reference | Semantics description | Criticality | Assigned Criticality |
|-------------------------------------|----------|-------|-----------------------|-----------------------|-------------|----------------------|
| Kill-all Warning Messages Indicator | O        |       | 9.2.1.91              |                       | YES         | reject               |

### 9.1.13.4 KILL RESPONSE

This message is sent by the eNB to indicate the list of warning areas where cancellation of the broadcast of the identified message was successful and unsuccessful.

Direction: eNB → MME

| IE/Group Name                 | Presence | Range | IE type and reference | Semantics description | Criticality | Assigned Criticality |
|-------------------------------|----------|-------|-----------------------|-----------------------|-------------|----------------------|
| Message Type                  | M        |       | 9.2.1.1               |                       | YES         | reject               |
| Message Identifier            | M        |       | 9.2.1.44              |                       | YES         | reject               |
| Serial Number                 | M        |       | 9.2.1.45              |                       | YES         | reject               |
| Broadcast Cancelled Area List | O        |       | 9.2.1.70              |                       | YES         | ignore               |
| Criticality Diagnostics       | O        |       | 9.2.1.21              |                       | YES         | ignore               |

### 9.1.13.5 PWS RESTART INDICATION

This message is sent by the eNB to inform the MME that PWS information for some or all cells of the eNB are available for reloading from the CBC if needed.

Direction: eNB → MME

| IE/Group Name                             | Presence | Range   | IE type and reference | Semantics description | Criticality | Assigned Criticality |
|---|----------|---|-----------------------|-----------------------|-------------|----------------------|
| Message Type                              | M        |   | 9.2.1.1               |                       | YES         | ignore               |
| <b>E-CGI List for Restart</b>             |          | <i>1..&lt;maxno ofCellsfor Restart&gt;</i>          |                       |                       | EACH        | reject               |
| >E-CGI                                    | M        |   | 9.2.1.38              |                       | -           | -                    |
| Global eNB ID                             | M        |   | 9.2.1.37              |                       | YES         | reject               |
| <b>TAI List for Restart</b>               |          | <i>1 .. &lt;maxnoof RestartTAIs&gt;</i>             |                       |                       | EACH        | reject               |
| >TAI                                      | M        |   | 9.2.3.16              |                       | -           | -                    |
| <b>Emergency Area ID List for Restart</b> |          | <i>0 .. &lt;maxnoof RestartEmergencyAreaIDs&gt;</i> |                       |                       | EACH        | reject               |
| >Emergency Area ID                        | M        |   | 9.2.1.47              |                       | -           | -                    |

| Range bound                   | Explanation   |
|-------------------------------|---|
| maxnoofCellsforRestart        | Maximum no. of Cell ID subject for reloading warning messages broadcast. Value is 256.          |
| maxnoofRestartTAIs            | Maximum no. of TAI subject for reloading warning message broadcast. Value is 2048.              |
| maxnoofRestartEmergencyAreaID | Maximum no. of Emergency Area ID subject for reloading warning message broadcast. Value is 256. |

### 9.1.13.6 PWS FAILURE INDICATION

This message is sent by the eNB to inform the MME that ongoing PWS operation for one or more cells of the eNB has failed.



Direction: eNB → MME

| IE/Group Name                | Presence | Range                  | IE type and reference | Semantics description | Criticality | Assigned Criticality |
|------------------------------|----------|------------------------|-----------------------|-----------------------|-------------|----------------------|
| Message Type                 | M        |                        | 9.2.1.1               |                       | YES         | ignore               |
| <b>PWS failed E-CGI List</b> |          | 1..<maxnoofCellsineNB> |                       |                       | EACH        | reject               |
| >E-CGI                       | M        |                        | 9.2.1.38              |                       | -           | -                    |
| Global eNB ID                | M        |                        | 9.2.1.37              |                       | YES         | reject               |

| Range bound       | Explanation  |
|-------------------|--|
| maxnoofCellsineNB | Maximum no. of cells that can be served by an eNB. Value is 256. |

## 9.1.14 eNB DIRECT INFORMATION TRANSFER

This message is sent by the eNB in order to transfer specific information.

Direction: eNB → MME.

| IE/Group Name                          | Presence | Range | IE type and reference | Semantics description | Criticality | Assigned Criticality |
|--|----------|-------|-----------------------|-----------------------|-------------|----------------------|
| Message Type                           | M        |       | 9.2.1.1               |                       | YES         | ignore               |
| Inter-system Information Transfer Type | M        |       | 9.2.1.55              |                       | YES         | reject               |

## 9.1.15 MME DIRECT INFORMATION TRANSFER

This message is sent by the MME in order to transfer specific information.

Direction: MME → eNB.

| IE/Group Name                          | Presence | Range | IE type and reference | Semantics description | Criticality | Assigned Criticality |
|--|----------|-------|-----------------------|-----------------------|-------------|----------------------|
| Message Type                           | M        |       | 9.2.1.1               |                       | YES         | ignore               |
| Inter-system Information Transfer Type | M        |       | 9.2.1.55              |                       | YES         | reject               |

## 9.1.16 eNB CONFIGURATION TRANSFER

This message is sent by the eNB in order to transfer RAN configuration information.

Direction: eNB → MME.

| IE/Group Name                           | Presence | Range | IE type and reference | Semantics description  | Criticality | Assigned Criticality |
|---|----------|-------|-----------------------|--|-------------|----------------------|
| Message Type                            | M        |       | 9.2.1.1               |  | YES         | ignore               |
| SON Configuration Transfer              | O        |       | 9.2.3.26              |  | YES         | ignore               |
| EN-DC SON Configuration Transfer        | O        |       | 9.2.3.26a             |  | YES         | ignore               |
| Inter-system SON Configuration Transfer | O        |       | OCTET STRING          | Contains the <i>Inter-system SON Configuration Transfer</i> IE as defined in TS 38.413 [44]. | YES         | ignore               |



## 9.1.17 MME CONFIGURATION TRANSFER

This message is sent by the MME in order to transfer RAN configuration information.

Direction: MME → eNB.

| IE/Group Name                           | Presence | Range | IE type and reference | Semantics description  | Criticality | Assigned Criticality |
|---|----------|-------|-----------------------|--|-------------|----------------------|
| Message Type                            | M        |       | 9.2.1.1               |  | YES         | ignore               |
| SON Configuration Transfer              | O        |       | 9.2.3.26              |  | YES         | ignore               |
| EN-DC SON Configuration Transfer        | O        |       | 9.2.3.26a             |  | YES         | ignore               |
| Inter-system SON Configuration Transfer | O        |       | OCTET STRING          | Contains the <i>Inter-system SON Configuration Transfer</i> IE as defined in TS 38.413 [44]. | YES         | ignore               |

## 9.1.18 CELL TRAFFIC TRACE

This message is sent by eNB to transfer specific information.

Direction: eNB → MME

| IE/Group Name                      | Presence | Range | IE type and reference                       | Semantics description  | Criticality | Assigned Criticality |
|------------------------------------|----------|-------|---|--|-------------|----------------------|
| Message Type                       | M        |       | 9.2.1.1                                     |  | YES         | ignore               |
| MME UE S1AP ID                     | M        |       | 9.2.3.3                                     |  | YES         | reject               |
| eNB UE S1AP ID                     | M        |       | 9.2.3.4                                     |  | YES         | reject               |
| E-UTRAN Trace ID                   | M        |       | OCTET STRING (SIZE(8))                      | The E-UTRAN Trace ID IE is composed of the following: Trace Reference defined in TS 32.422 [10] (leftmost 6 octets, with PLMN information coded as in 9.2.3.8), and Trace Recording Session Reference defined in TS 32.422 [10] (last 2 octets). | YES         | ignore               |
| E-UTRAN CGI                        | M        |       | 9.2.1.38                                    |  | YES         | ignore               |
| Trace Collection Entity IP Address | M        |       | Transport Layer Address 9.2.2.1             | Defined in TS 32.422 [10]  | YES         | ignore               |
| Privacy Indicator                  | O        |       | ENUMERATED (Immediate MDT, Logged MDT, ...) |  | YES         | ignore               |

## 9.1.19 LPPa Transport Messages

### 9.1.19.1 DOWNLINK UE ASSOCIATED LPPa TRANSPORT

This message is sent by the MME and is used for carrying LPPa message over the S1 interface.

Direction: MME → eNB



| IE/Group Name  | Presence | Range | IE type and reference | Semantics description | Criticality | Assigned Criticality |
|----------------|----------|-------|-----------------------|-----------------------|-------------|----------------------|
| Message Type   | M        |       | 9.2.1.1               |                       | YES         | ignore               |
| MME UE S1AP ID | M        |       | 9.2.3.3               |                       | YES         | reject               |
| eNB UE S1AP ID | M        |       | 9.2.3.4               |                       | YES         | reject               |
| Routing ID     | M        |       | 9.2.3.33              |                       | YES         | reject               |
| LPPa-PDU       | M        |       | 9.2.3.32              |                       | YES         | reject               |

### 9.1.19.2 UPLINK UE ASSOCIATED LPPA TRANSPORT

This message is sent by the eNB and is used for carrying LPPa message over the S1 interface.

Direction: eNB → MME

| IE/Group Name  | Presence | Range | IE type and reference | Semantics description | Criticality | Assigned Criticality |
|----------------|----------|-------|-----------------------|-----------------------|-------------|----------------------|
| Message Type   | M        |       | 9.2.1.1               |                       | YES         | ignore               |
| MME UE S1AP ID | M        |       | 9.2.3.3               |                       | YES         | reject               |
| eNB UE S1AP ID | M        |       | 9.2.3.4               |                       | YES         | reject               |
| Routing ID     | M        |       | 9.2.3.33              |                       | YES         | reject               |
| LPPa-PDU       | M        |       | 9.2.3.32              |                       | YES         | reject               |

### 9.1.19.3 DOWNLINK NON UE ASSOCIATED LPPA TRANSPORT

This message is sent by the MME and is used for carrying LPPa message over the S1 interface.

Direction: MME → eNB

| IE/Group Name | Presence | Range | IE type and reference | Semantics description | Criticality | Assigned Criticality |
|---------------|----------|-------|-----------------------|-----------------------|-------------|----------------------|
| Message Type  | M        |       | 9.2.1.1               |                       | YES         | ignore               |
| Routing ID    | M        |       | 9.2.3.33              |                       | YES         | reject               |
| LPPa-PDU      | M        |       | 9.2.3.32              |                       | YES         | reject               |

### 9.1.19.4 UPLINK NON UE ASSOCIATED LPPA TRANSPORT

This message is sent by the eNB and is used for carrying LPPa message over the S1 interface.

Direction: eNB → MME

| IE/Group Name | Presence | Range | IE type and reference | Semantics description | Criticality | Assigned Criticality |
|---------------|----------|-------|-----------------------|-----------------------|-------------|----------------------|
| Message Type  | M        |       | 9.2.1.1               |                       | YES         | ignore               |
| Routing ID    | M        |       | 9.2.3.33              |                       | YES         | reject               |
| LPPa-PDU      | M        |       | 9.2.3.32              |                       | YES         | reject               |

## 9.1.20 Secondary RAT Report Data Usage Messages

### 9.1.20.1 SECONDARY RAT DATA USAGE REPORT

This message is sent by the eNB to report Secondary RAT data usage.

Direction: eNB → MME

| IE/Group Name  | Presence | Range | IE type and reference | Semantics description | Criticality | Assigned Criticality |
|----------------|----------|-------|-----------------------|-----------------------|-------------|----------------------|
| Message Type   | M        |       | 9.2.1.1               |                       | YES         | ignore               |
| MME UE S1AP ID | M        |       | 9.2.3.3               |                       | YES         | ignore               |
| eNB UE S1AP ID | M        |       | 9.2.3.4               |                       | YES         | ignore               |



| IE/Group Name                     | Presence | Range | IE type and reference | Semantics description | Criticality | Assigned Criticality |
|-----------------------------------|----------|-------|-----------------------|-----------------------|-------------|----------------------|
| Secondary RAT Usage Report list   | M        |       | 9.2.1.124             |                       | YES         | ignore               |
| Handover Flag                     | O        |       | 9.2.1.125             |                       | YES         | ignore               |
| User Location Information         | O        |       | 9.2.1.93              |                       | YES         | ignore               |
| Time Since Secondary Node Release | O        |       | 9.2.1.143             |                       | Yes         | ignore               |

## 9.1.21 UE Radio Capability ID Mapping Messages

### 9.1.21.1 UE RADIO CAPABILITY ID MAPPING REQUEST

This message is sent by the eNB and is used to request the UE Radio Capability information that maps to a specific UE Radio Capability ID.

Direction: eNB → MME

| IE/Group Name          | Presence | Range | IE type and reference | Semantics description | Criticality | Assigned Criticality |
|------------------------|----------|-------|-----------------------|-----------------------|-------------|----------------------|
| Message Type           | M        |       | 9.2.1.1               |                       | YES         | reject               |
| UE Radio Capability ID | M        |       | 9.2.1.153             |                       | YES         | reject               |

### 9.1.21.2 UE RADIO CAPABILITY ID MAPPING RESPONSE

This message is sent by the MME and is used to provide the UE Radio Capability information that maps to a specific UE Radio Capability ID indicated in the UE RADIO CAPABILITY ID MAPPING REQUEST message.

Direction: MME → eNB.

| IE/Group Name           | Presence | Range | IE type and reference | Semantics description | Criticality | Assigned Criticality |
|-------------------------|----------|-------|-----------------------|-----------------------|-------------|----------------------|
| Message Type            | M        |       | 9.2.1.1               |                       | YES         | reject               |
| UE Radio Capability ID  | M        |       | 9.2.1.153             |                       | YES         | reject               |
| UE Radio Capability     | M        |       | 9.2.1.27              |                       | YES         | ignore               |
| Criticality Diagnostics | O        |       | 9.2.1.21              |                       | YES         | ignore               |

## 9.2 Information Element Definitions

### 9.2.0 General

Subclause 9.2 presents the S1AP IE definitions in tabular format. The corresponding ASN.1 definition is presented in subclause 9.3. In case there is contradiction between the tabular format in subclause 9.2 and the ASN.1 definition, the ASN.1 shall take precedence, except for the definition of conditions for the presence of conditional elements, where the tabular format shall take precedence.

The messages have been defined in accordance to the guidelines specified in TR 25.921 [40].

When specifying information elements which are to be represented by bitstrings, if not otherwise specifically stated in the semantics description of the concerned IE or elsewhere, the following principle applies with regards to the ordering of bits:

- The first bit (leftmost bit) contains the most significant bit (MSB);
- The last bit (rightmost bit) contains the least significant bit (LSB);
- When importing bitstrings from other specifications, the first bit of the bitstring contains the first bit of the concerned information;



## 9.2.1 Radio Network Layer Related IEs

### 9.2.1.1 Message Type

The *Message Type* IE uniquely identifies the message being sent. It is mandatory for all messages.

| IE/Group Name       | Presence | Range | IE type and reference  | Semantics description |
|---------------------|----------|-------|--|-----------------------|
| <b>Message Type</b> |          |       |  |                       |
| >Procedure Code     | M        |       | INTEGER (0..255)   |                       |
| >Type of Message    | M        |       | CHOICE<br>(Initiating Message,<br>Successful Outcome,<br>Unsuccessful Outcome,<br>...) |                       |

### 9.2.1.2 E-RAB ID

This element uniquely identifies a radio access bearer for a particular UE, which makes the E-RAB ID unique over one S1 connection. The E-RAB ID shall remain the same for the duration of the E-RAB even if the UE-associated logical S1-connection is released or moved using S1 handover.

| IE/Group Name | Presence | Range | IE type and reference   | Semantics description |
|---------------|----------|-------|-------------------------|-----------------------|
| E-RAB ID      | M        |       | INTEGER (0..15,<br>...) |                       |

### 9.2.1.3 Cause

The purpose of the *Cause* IE is to indicate the reason for a particular event for the S1AP protocol.

| IE/Group Name                | Presence | Range | IE Type and Reference   | Semantics Description |
|------------------------------|----------|-------|---|-----------------------|
| CHOICE <i>Cause Group</i>    | M        |       |   |                       |
| > <i>Radio Network Layer</i> |          |       |   |                       |
| >>Radio Network Layer Cause  | M        |       | ENUMERATED<br>(Unspecified,<br>TX2 <sub>RELOC</sub> Overall<br>Expiry,<br>Successful<br>Handover,<br>Release due to E-<br>UTRAN Generated<br>Reason,<br>Handover<br>Cancelled, Partial<br>Handover,<br>Handover Failure In<br>Target EPC/eNB Or<br>Target System,<br>Handover Target not<br>allowed,<br>TS1 <sub>RELOC</sub> Overall<br>Expiry,<br>TS1 <sub>RELOC</sub> prep Expiry,<br>Cell not available,<br>Unknown Target ID,<br>No Radio<br>Resources Available<br>in Target Cell,<br>Unknown or already<br>allocated MME UE<br>S1AP ID,<br>Unknown or already |                       |



| IE/Group Name           | Presence | Range | IE Type and Reference   | Semantics Description |
|-------------------------|----------|-------|---|-----------------------|
|                         |          |       | allocated eNB UE S1AP ID,<br>Unknown or inconsistent pair of UE S1AP ID,<br>Handover desirable for radio reasons,<br>Time critical handover,<br>Resource optimisation handover,<br>Reduce load in serving cell, User inactivity,<br>Radio Connection With UE Lost, Load Balancing TAU Required, CS Fallback Triggered,<br>UE Not Available For PS Service,<br>Radio resources not available,<br>Failure in the Radio Interface Procedure,<br>Invalid QoS combination, Inter-RAT redirection,<br>Interaction with other procedure,<br>Unknown E-RAB ID, Multiple E-RAB ID instances,<br>Encryption and/or integrity protection algorithms not supported, S1 intra system Handover triggered, S1 inter system Handover triggered, X2 Handover triggered<br>...,<br>Redirection towards 1xRTT,<br>Not supported QCI value,<br>invalid CSG Id,<br>Release due to Pre-Emption,<br>N26 interface not available,<br>Insufficient UE Capabilities,<br>Maximum bearer pre-emption rate exceeded, UP integrity protection not possible,<br>Release due to discontinuous coverage) |                       |
| >Transport Layer        |          |       |   |                       |
| >>Transport Layer Cause | M        |       | ENUMERATED (Transport Resource  |                       |



| IE/Group Name         | Presence | Range | IE Type and Reference  | Semantics Description |
|-----------------------|----------|-------|--|-----------------------|
|                       |          |       | Unavailable, Unspecified, ...)   |                       |
| >NAS                  |          |       |  |                       |
| >>NAS Cause           | M        |       | ENUMERATED (Normal Release, Authentication failure, Detach, Unspecified, ..., CSG Subscription Expiry, UE not in PLMN serving area)  |                       |
| >Protocol             |          |       |  |                       |
| >>Protocol Cause      | M        |       | ENUMERATED (Transfer Syntax Error, Abstract Syntax Error (Reject), Abstract Syntax Error (Ignore and Notify), Message not Compatible with Receiver State, Semantic Error, Abstract Syntax Error (Falsely Constructed Message), Unspecified, ...) |                       |
| >Misc                 |          |       |  |                       |
| >>Miscellaneous Cause | M        |       | ENUMERATED (Control Processing Overload, Not enough User Plane Processing Resources, Hardware Failure, O&M Intervention, Unspecified, Unknown PLMN, ...)   |                       |

The meaning of the different cause values is described in the following table. In general, “not supported” cause values indicate that the related capability is missing. On the other hand, “not available” cause values indicate that the related capability is present, but insufficient resources were available to perform the requested action.

| Radio Network Layer cause                           | Meaning  |
|---|--|
| Unspecified   | Sent for radio network layer cause when none of the specified cause values applies.  |
| TX2RELOCOverall Expiry                              | The timer guarding the handover that takes place over X2 has abnormally expired.   |
| Successful Handover                                 | Successful handover.   |
| Release due to E-UTRAN generated reason             | Release is initiated due to E-UTRAN generated reason.  |
| Handover Cancelled                                  | The reason for the action is cancellation of Handover.   |
| Partial Handover                                    | Provides a reason for the handover cancellation. The HANDOVER COMMAND message from MME contained <i>E-RABs to Release List</i> IE and the source eNB estimated service continuity for the UE would be better by not proceeding with handover towards this particular target eNB. |
| Handover Failure In Target EPC/eNB Or Target System | The handover failed due to a failure in target EPC/eNB or target system.   |



| Radio Network Layer cause                                       | Meaning  |
|---|--|
| Handover Target not allowed                                     | Handover to the indicated target cell is not allowed for the UE in question.   |
| TS1 <sub>RELOCoverall</sub> Expiry                              | The reason for the action is expiry of timer TS1 <sub>RELOCoverall</sub> .   |
| TS1 <sub>RELOCprep</sub> Expiry                                 | Handover Preparation procedure is cancelled when timer TS1 <sub>RELOCprep</sub> expires.   |
| Cell not available  | The concerned cell is not available.   |
| Unknown Target ID   | Handover rejected because the target ID is not known to the EPC.   |
| No radio resources available in target cell                     | Load on target cell is too high.   |
| Unknown or already allocated MME UE S1AP ID                     | The action failed because the MME UE S1AP ID is either unknown, or (for a first message received at the eNB) is known and already allocated to an existing context.  |
| Unknown or already allocated eNB UE S1AP ID                     | The action failed because the eNB UE S1AP ID is either unknown, or (for a first message received at the MME) is known and already allocated to an existing context.  |
| Unknown or inconsistent pair of UE S1AP ID                      | The action failed because both UE S1AP IDs are unknown, or are known but do not define a single UE context.  |
| Handover Desirable for Radio Reasons                            | The reason for requesting handover is radio related.   |
| Time Critical Handover  | Handover is requested for time critical reason i.e., this cause value is reserved to represent all critical cases where the connection is likely to be dropped if handover is not performed.   |
| Resource Optimisation Handover                                  | The reason for requesting handover is to improve the load distribution with the neighbour cells.   |
| Reduce Load in Serving Cell                                     | Load on serving cell needs to be reduced. When applied to handover preparation, it indicates the handover is triggered due to load balancing.  |
| User Inactivity   | The action is requested due to user inactivity on all E-RABs, e.g., S1 is requested to be released in order to optimise the radio resources.   |
| Radio Connection With UE Lost                                   | The action is requested due to losing the radio connection to the UE.  |
| Load Balancing TAU Required                                     | The action is requested for all load balancing and offload cases in the MME.   |
| CS Fallback triggered   | The action is due to a CS fallback that has been triggered. When it is included in UE CONTEXT RELEASE REQUEST message, it indicates the PS service suspension is not required in the EPC.  |
| UE Not Available for PS Service                                 | The action is requested due to a CS fallback to GERAN that has been triggered.<br>When it is included in the UE CONTEXT RELEASE REQUEST message, it indicates that the PS service suspension is required in the EPC due to the target GERAN cell or the UE has no DTM capability.  |
| Radio resources not available                                   | No requested radio resources are available.  |
| Invalid QoS combination   | The action was failed because of invalid QoS combination.  |
| Inter-RAT Redirection   | The release is requested due to inter-RAT redirection or intra-LTE redirection. When it is included in UE CONTEXT RELEASE REQUEST message, the behaviour of the EPC is specified in TS 23.401 [11].  |
| Failure in the Radio Interface Procedure                        | Radio interface procedure has failed.  |
| Interaction with other procedure                                | The action is due to an ongoing interaction with another procedure.  |
| Unknown E-RAB ID  | The action failed because the E-RAB ID is unknown in the eNB.  |
| Multiple E-RAB ID Instances                                     | The action failed because multiple instance of the same E-RAB had been provided to the eNB.  |
| Encryption and/or integrity protection algorithms not supported | The eNB is unable to support any of the encryption and/or integrity protection algorithms supported by the UE.   |
| S1 Intra system Handover triggered                              | The action is due to a S1 intra system handover that has been triggered.   |
| S1 Inter system Handover triggered                              | The action is due to a S1 inter system handover that has been triggered.   |
| X2 Handover triggered   | The action is due to an X2 handover that has been triggered.   |
| Redirection towards 1xRTT                                       | The release of the UE-associated logical S1 connection is requested due to redirection towards a 1xRTT system e.g., CS fallback to 1xRTT, or SRVCC to 1xRTT, when the PS service suspension is required in the EPC. During this procedure, the radio interface message might but need not include redirection information. |
| Not supported QCI Value   | The E-RAB setup failed because the requested QCI is not supported.   |
| Invalid CSG Id  | The CSG ID provided to the target eNB was found invalid.   |
| Release due to Pre-Emption                                      | Release is initiated due to pre-emption.   |
| N26 interface not available                                     | The action failed due to a temporary failure of the N26 interface.   |
| Insufficient UE Capabilities                                    | The procedure can't proceed due to insufficient UE capabilities.   |
| Maximum bearer pre-emption rate exceeded                        | The procedure can't proceed because the number of requests exceed the maximum bearer pre-emption rate.   |
| UP integrity protection not possible                            | The E-RAB cannot be accepted according to the required user plane integrity protection policy.   |



| Radio Network Layer cause             | Meaning  |
|---------------------------------------|--|
| Release due to discontinuous coverage | The release is due to discontinuous coverage (only applicable to IoT NTN). |

| Transport Layer cause          | Meaning  |
|--------------------------------|--|
| Transport Resource Unavailable | The required transport resources are not available.  |
| Unspecified                    | Sent when none of the specified cause values applies but still the cause is Transport Network Layer related. |

| NAS cause                   | Meaning   |
|-----------------------------|---|
| Normal Release              | The release is normal.  |
| Authentication Failure      | The action is due to authentication failure.  |
| Detach                      | The action is due to detach.  |
| Unspecified                 | Sent when none of the specified cause values applies but still the cause is NAS related.          |
| CSG Subscription Expiry     | The action is due to the UE becoming a non-member of the currently used CSG.                      |
| UE not in PLMN serving area | The release is due to the UE not being within the serving area of its current PLMN (for IoT NTN). |

| Protocol cause                                      | Meaning  |
|---|--|
| Transfer Syntax Error                               | The received message included a transfer syntax error.   |
| Abstract Syntax Error (Reject)                      | The received message included an abstract syntax error and the concerning criticality indicated "reject".            |
| Abstract Syntax Error (Ignore And Notify)           | The received message included an abstract syntax error and the concerning criticality indicated "ignore and notify". |
| Message Not Compatible With Receiver State          | The received message was not compatible with the receiver state.   |
| Semantic Error                                      | The received message included a semantic error.  |
| Abstract Syntax Error (Falsely Constructed Message) | The received message contained IEs or IE groups in wrong order or with too many occurrences.                         |
| Unspecified   | Sent when none of the specified cause values applies but still the cause is Protocol related.                        |

| Miscellaneous cause                                  | Meaning   |
|--|---|
| Control Processing Overload                          | Control processing overload.  |
| Not Enough User Plane Processing Resources Available | No enough resources are available related to user plane processing.   |
| Hardware Failure                                     | Action related to hardware failure.   |
| O&M Intervention                                     | The action is due to O&M intervention.  |
| Unspecified Failure                                  | Sent when none of the specified cause values applies and the cause is not related to any of the categories Radio Network Layer, Transport Network Layer, NAS or Protocol. |
| Unknown PLMN   | The MME does not identify any PLMN provided by the eNB.   |

### 9.2.1.3a RRC Establishment Cause

The purpose of the *RRC Establishment Cause* IE is to indicate to the MME the reason for RRC Connection Establishment or RRC Connection Resume as received from the UE in the *EstablishmentCause* IE, *EstablishmentCause-NB* IE or *ResumeCause* IE as defined in TS 36.331 [16].

| IE/Group Name           | Presence | Range | IE type and reference   | Semantics description |
|-------------------------|----------|-------|---|-----------------------|
| RRC Establishment Cause | M        |       | ENUMERATED(emergency, highPriorityAccess, mt-Access, mo-Signalling, mo-Data, ...,delayTolerantAccess, mo-VoiceCall, mo-ExceptionData) |                       |



### 9.2.1.4 Trace Activation

Defines parameters related to a trace activation.

| IE/Group Name                                  | Presence | Range | IE type and reference   | Semantics description   | Criticality | Assigned Criticality |
|--|----------|-------|---|---|-------------|----------------------|
| E-UTRAN Trace ID                               | M        |       | OCTET STRING (SIZE(8))  | The E-UTRAN Trace ID IE is composed of the following: Trace Reference defined in TS 32.422 [10] (leftmost 6 octets, with PLMN information coded as in 9.2.3.8), and Trace Recording Session Reference defined in TS 32.422 [10] (last 2 octets).  |             |                      |
| Interfaces To Trace                            | M        |       | BIT STRING (SIZE(8))  | Each position in the bitmap represents an eNB or en-gNB interface:<br>first bit =S1-MME,<br>second bit =X2,<br>third bit =Uu,<br>fourth bit =F1-C,<br>fifth bit =E1:<br>other bits reserved for future use.<br>Value '1' indicates 'should be traced'.<br>Value '0' indicates 'should not be traced'. |             |                      |
| Trace depth                                    | M        |       | ENUMERATED ( minimum, medium, maximum, MinimumWithoutVendorSpecificExtension, MediumWithoutVendorSpecificExtension, MaximumWithoutVendorSpecificExtension, ...) | Defined in TS 32.422 [10].  |             |                      |
| Trace Collection Entity IP Address             | M        |       | Transport Layer Address 9.2.2.1   | For File based Reporting.<br>Defined in TS 32.422 [10].<br>This IE is ignored if the <i>Trace Collection Entity URI</i> IE is present   |             |                      |
| MDT Configuration                              | O        |       | 9.2.1.81  |   | YES         | ignore               |
| UE Application layer measurement configuration | O        |       | 9.2.1.128   |   | YES         | Ignore               |
| MDT Configuration NR                           | O        |       | OCTET STRING  | Defined in TS 38.413 [44]. Only the immediate MDT   | YES         | ignore               |



| IE/Group Name               | Presence | Range | IE type and reference | Semantics description   | Criticality | Assigned Criticality |
|-----------------------------|----------|-------|-----------------------|---|-------------|----------------------|
|                             |          |       |                       | configurations are included in the IE in this version of the specification.                                     |             |                      |
| Trace Collection Entity URI | O        |       | URI<br>9.2.2.4        | For Streaming based Reporting. Defined in TS 32.422 [10] Replaces Trace Collection Entity IP Address if present | YES         | ignore               |

### 9.2.1.5 Source ID

Void.

### 9.2.1.6 Target ID

The *Target ID* IE identifies the target for the handover. The target ID may be, e.g., the target Global eNB-ID (for intra SAE/LTE), the RNC-ID (for SAE/LTE-UMTS handover) or the Cell Global ID of the handover target (in case of SAE/LTE to GERAN A/Gb mode handover).

| IE/Group Name                  | Presence | Range | IE type and reference     | Semantics description   | Criticality | Assigned Criticality |
|--------------------------------|----------|-------|---------------------------|---|-------------|----------------------|
| CHOICE <i>Target ID</i>        | M        |       |                           |   | -           | -                    |
| > <i>Target eNB-ID</i>         |          |       |                           |   | -           | -                    |
| >>Global eNB ID                | M        |       | 9.2.1.37                  |   | -           | -                    |
| >>Selected TAI                 | M        |       | TAI<br>9.2.3.16           |   | -           | -                    |
| > <i>Target RNC-ID</i>         |          |       |                           |   | -           | -                    |
| >>LAI                          | M        |       | 9.2.3.1                   |   | -           | -                    |
| >>RAC                          | O        |       | 9.2.3.2                   |   | -           | -                    |
| >>RNC-ID                       | M        |       | INTEGER<br>(0..4095)      | If the <i>Extended RNC-ID</i> IE is included in the <i>Target ID</i> IE, the <i>RNC-ID</i> IE shall be ignored. | -           | -                    |
| >>Extended RNC-ID              | O        |       | 9.2.1.14                  | The <i>Extended RNC-ID</i> IE shall be used if the RNC identity has a value larger than 4095.                   | -           | -                    |
| > <i>CGI</i>                   |          |       |                           |   | -           | -                    |
| >>PLMN Identity                | M        |       | 9.2.3.8                   |   | -           | -                    |
| >>LAC                          | M        |       | OCTET STRING<br>(SIZE(2)) | 0000 and FFFE not allowed.  | -           | -                    |
| >>CI                           | M        |       | OCTET STRING<br>(SIZE(2)) |   | -           | -                    |
| >>RAC                          | O        |       | 9.2.3.2                   |   | -           | -                    |
| > <i>Target NG-RAN Node ID</i> |          |       |                           |   | -           | -                    |
| >>Global RAN Node ID           | M        |       | 9.2.1.131                 |   | -           | -                    |



|                |   |  |                     |  |   |   |
|----------------|---|--|---------------------|--|---|---|
| >>Selected TAI | M |  | 5GS TAI<br>9.2.3.52 |  | - | - |
|----------------|---|--|---------------------|--|---|---|

### 9.2.1.7 Source eNB to Target eNB Transparent Container

The *Source eNB to target eNB Transparent Container* IE is an information element that is produced by the source eNB and is transmitted to the target eNB. For inter-system handovers to E-UTRAN, the IE is transmitted from the external handover source to the target eNB.

This IE is transparent to the EPC.

| IE/Group Name                                    | Presence | Range                       | IE type and reference   | Semantics description   | Criticality | Assigned Criticality |
|--|----------|-----------------------------|-------------------------|---|-------------|----------------------|
| RRC Container                                    | M        |                             | OCTET STRING            | Includes the <i>HandoverPreparation Information</i> message as defined in subclause 10.2.2 of TS 36.331 [16].   | -           |                      |
| <b>E-RABs Information List</b>                   |          | 0..1                        |                         |   | -           |                      |
| <b>&gt;E-RABs Information Item</b>               |          | 1 ..<br><maxnoof<br>E-RABs> |                         |   | EACH        | ignore               |
| >>E-RAB ID                                       | M        |                             | 9.2.1.2                 |   | -           |                      |
| >>DL Forwarding                                  | O        |                             | 9.2.3.14                |   | -           |                      |
| >>DAPS Request Information                       | O        |                             | 9.2.1.155               |   | YES         | ignore               |
| >>Source Transport Layer Address                 | O        |                             | 9.2.2.1                 | Identifies the TNL address used by the sending node for direct data forwarding towards the target eNB   | YES         | ignore               |
| >>Security Indication                            | O        |                             | 9.2.1.163               |   | YES         | ignore               |
| >>Source Node Transport Layer Address            | O        |                             | 9.2.2.1                 | Identifies the TNL address used by the source SN node for direct data forwarding towards the target eNB   | YES         | ignore               |
| Target Cell ID                                   | M        |                             | E-UTRAN CGI<br>9.2.1.38 |   | -           |                      |
| Subscriber Profile ID for RAT/Frequency priority | O        |                             | 9.2.1.39                |   | -           |                      |
| UE History Information                           | M        |                             | 9.2.1.42                |   | -           |                      |
| Mobility Information                             | O        |                             | BIT STRING (SIZE (32))  | Information related to the handover; the external handover source provides it in order to enable later analysis of the conditions that led to a wrong HO. | YES         | ignore               |
| UE History Information from the UE               | O        |                             | OCTET STRING            | Includes the <i>VisitedCellInfoList</i> IE contained in the <i>UEInformationResponse</i> message (TS 36.331 [16])   | YES         | ignore               |
| IMS voice EPS fallback from 5G                   | O        |                             | ENUMERATED (true, ...)  |   | YES         | ignore               |



| IE/Group Name                          | Presence | Range | IE type and reference        | Semantics description  | Criticality | Assigned Criticality |
|--|----------|-------|------------------------------|--|-------------|----------------------|
| Additional RRM Policy Index            | O        |       | 9.2.1.39a                    |  | YES         | ignore               |
| UE Context Reference at Source         | O        |       | 9.2.1.144                    |  | YES         | ignore               |
| Inter-system measurement Configuration | O        |       | 9.2.1.151                    |  | YES         | ignore               |
| Source Node ID                         | O        |       | 9.2.1.152                    |  | YES         | ignore               |
| Emergency Indicator                    | O        |       | ENUMERATED (true, ...)       | Indicates an emergency EPS voice fallback  | YES         | ignore               |
| UE Context Reference at Source eNB     | O        |       | eNB UE S1AP ID 9.2.3.4       | This IE is used for NTN operation.   | YES         | ignore               |
| Source SN ID                           | O        |       | Global RAN Node ID 9.2.1.131 |  | YES         | ignore               |
| Direct Forwarding Path Availability    | O        |       | 9.2.3.15                     | Indicates whether a direct forwarding path between the source RAN node and the target eNB is available   | YES         | ignore               |
| <b>Time Based Handover Information</b> | O        |       |                              | This IE only applies to IoT NTN.   | YES         | ignore               |
| >Handover Window Start                 | M        |       | INTEGER (0..1048575)         | Corresponds to information provided in the <i>t1-Threshold</i> contained in the <i>ReportConfigEUTRA</i> IE as defined in TS 36.331 [16]                                 | -           |                      |
| >Handover Window Duration              | M        |       | INTEGER (1..6000)            | Corresponds to information provided in the <i>duration</i> contained in the <i>condEventT1</i> contained in the <i>ReportConfigEUTRA</i> IE as defined in TS 36.331 [16] | -           |                      |

| Range bound   | Explanation                                     |
|---------------|---|
| maxnoofE-RABs | Maximum no. of E-RABs for one UE. Value is 256. |

### 9.2.1.8 Target eNB to Source eNB Transparent Container

The *Target eNB to Source eNB Transparent Container* IE is an information element that is produced by the target eNB and is transmitted to the source eNB. For inter-system handovers to E-UTRAN, the IE is transmitted from the target eNB to the external relocation source.

This IE is transparent to EPC.

| IE/Group Name | Presence | Range | IE type and reference | Semantics description  | Criticality | Assigned Criticality |
|---------------|----------|-------|-----------------------|--|-------------|----------------------|
| RRC Container | M        |       | OCTET STRING          | Includes the E-UTRA <i>HandoverCommand</i> message as defined in subclause 10.2.2 of TS 36.331 [16]. | -           |                      |



| IE/Group Name                       | Presence | Range                    | IE type and reference | Semantics description  | Criticality | Assigned Criticality |
|-------------------------------------|----------|--------------------------|-----------------------|--|-------------|----------------------|
| DAPS Response Information List      |          | 0..1                     |                       |  | YES         | ignore               |
| >DAPS Response Information Item     |          | 1 ..<br><maxnoofE-RABs>  |                       |  | EACH        | ignore               |
| >>E-RAB ID                          | M        |                          | 9.2.1.2               |  | -           |                      |
| >>DAPS Response Information         | M        |                          | 9.2.1.156             | Indicates the response to a requested DAPS Handover  | -           |                      |
| RACS Indication                     | O        |                          | 9.2.1.162             |  | YES         | ignore               |
| E-RABs Security Result List         |          | 0..1                     |                       |  | YES         | ignore               |
| >E-RABs Security Result Item        |          | 1 ..<br><maxnoof E-RABs> |                       |  | EACH        | ignore               |
| >>E-RAB ID                          | M        |                          | 9.2.1.2               |  | -           |                      |
| >>Security Result                   | M        |                          | 9.2.1.164             |  | -           |                      |
| Direct Forwarding Path Availability | O        |                          | 9.2.3.15              | Indicates whether a direct forwarding path between the source SN and the target eNB is available for intra-system and inter-system handover with 5GS | YES         | ignore               |

| Range bound   | Explanation                                     |
|---------------|---|
| maxnoofE-RABs | Maximum no. of E-RABs for one UE. Value is 256. |

### 9.2.1.9 Source RNC to Target RNC Transparent Container

This IE is used to transparently pass radio related information between the handover source and the handover target through the EPC. This container is used for inter 3GPP RAT handovers from SAE/LTE to UTRAN.

This IE defined in TS 25.413 [19].

### 9.2.1.10 Target RNC to Source RNC Transparent Container

This container is used to transparently pass radio related information between the handover target and the handover source through the EPC. This container is used inter 3GPP RAT handovers from SAE/LTE to UTRAN.

This IE defined in TS 25.413 [19].

### 9.2.1.11 Source BSS to Target BSS Transparent Container

This container is used to transparently pass radio related information between the handover source and the handover target through the EPC. This container is used for inter 3GPP RAT handovers from SAE/LTE to GERAN A/Gb mode.

This IE is defined in TS 48.018 [18].

### 9.2.1.12 Target BSS to Source BSS Transparent Container

This container is used to transparently pass radio related information between the handover source and the handover target through the EPC. This container is used for inter 3GPP RAT handovers from SAE/LTE to GERAN A/Gb mode.

This IE is defined in TS 48.018 [18].

### 9.2.1.13 Handover Type



This IE indicates which kind of handover was triggered in the source side.

| IE/Group Name | Presence | Range | IE type and reference   | Semantics description |
|---------------|----------|-------|---|-----------------------|
| Handover Type | M        |       | ENUMERATED<br>(IntraLTE,<br>LTEtoUTRAN,<br>LTEtoGERAN,<br>UTRANtoLTE,<br>GERANtoLTE,<br>EPSto5GS,<br>5GSStoEPS<br>) |                       |

#### 9.2.1.14 Extended RNC-ID

The Extended RNC-ID is used to identify an RNC.

| IE/Group Name   | Presence | Range | IE type and reference    | Semantics description   |
|-----------------|----------|-------|--------------------------|---|
| Extended RNC-ID | M        |       | INTEGER<br>(4096..65535) | The <i>Extended RNC-ID</i> IE shall be used if the RNC identity has a value larger than 4095. |

#### 9.2.1.15 E-RAB Level QoS Parameters

This IE defines the QoS to be applied to an E-RAB.

| IE/Group Name                      | Presence | Range | IE type and reference         | Semantics description  |
|------------------------------------|----------|-------|-------------------------------|--|
| <b>E-RAB Level QoS Parameters</b>  |          |       |                               |  |
| >QCI                               | M        |       | INTEGER (0..255)              | QoS Class Identifier defined in TS 23.401 [11]. Coding specified in TS 23.203 [13].  |
| >Allocation and Retention Priority | M        |       | 9.2.1.60                      |  |
| >GBR QoS Information               | O        |       | 9.2.1.18                      | This IE applies to GBR bearers only and shall be ignored otherwise.  |
| >Downlink Maximum Packet Loss Rate | O        |       | Packet Loss Rate<br>9.2.1.130 | This IE applies only to bearers with specific QCI (see TS 23.401 [11]) and indicates the maximum rate for lost packets that can be tolerated in the downlink direction as specified in TS 23.401 [11]. |
| >Uplink Maximum Packet Loss Rate   | O        |       | Packet Loss Rate<br>9.2.1.130 | This IE applies only to bearers with specific QCI (see TS 23.401 [11]) and indicates the maximum rate for lost packets that can be tolerated in the uplink direction as specified in TS 23.401 [11].   |

#### 9.2.1.16 Paging DRX

This IE indicates the Paging DRX as defined in TS 36.304 [20].



| IE/Group Name | Presence | Range | IE type and reference             | Semantics description | Criticality | Assigned Criticality |
|---------------|----------|-------|-----------------------------------|-----------------------|-------------|----------------------|
| Paging DRX    | M        |       | ENUMERATED(32, 64, 128, 256, ...) |                       | -           |                      |

### 9.2.1.17 Paging Cause

Void.

### 9.2.1.18 GBR QoS Information

This IE indicates the maximum and guaranteed bit rates of a GBR bearer for downlink and uplink.

| IE/Group Name                               | Presence | Range | IE type and reference       | Semantics description   |
|---|----------|-------|-----------------------------|---|
| E-RAB Maximum Bit Rate Downlink             | M        |       | Bit Rate 9.2.1.19           | <b>Desc.:</b> This IE indicates the maximum downlink E-RAB Bit Rate as specified in TS 23.401 [11] for this bearer.<br>If the <i>Extended E-RAB Maximum Bit Rate Downlink</i> IE is included, the <i>E-RAB Maximum Bit Rate Downlink</i> IE shall be ignored.   |
| E-RAB Maximum Bit Rate Uplink               | M        |       | Bit Rate 9.2.1.19           | <b>Desc.:</b> This IE indicates the maximum uplink E-RAB Bit Rate as specified in TS 23.401 [11] for this bearer.<br>If the <i>Extended E-RAB Maximum Bit Rate Uplink</i> IE is included, the <i>E-RAB Maximum Bit Rate Uplink</i> IE shall be ignored.   |
| E-RAB Guaranteed Bit Rate Downlink          | M        |       | Bit Rate 9.2.1.19           | <b>Desc.:</b> This IE indicates the downlink guaranteed E-RAB Bit Rate as specified in TS 23.401 [11] (provided that there is data to deliver) for this bearer.<br>If the <i>Extended E-RAB Guaranteed Bit Rate Downlink</i> IE is included, the <i>E-RAB Guaranteed Bit Rate Downlink</i> IE shall be ignored. |
| E-RAB Guaranteed Bit Rate Uplink            | M        |       | Bit Rate 9.2.1.19           | <b>Desc.:</b> This IE indicates the uplink guaranteed E-RAB Bit Rate as specified in TS 23.401 [11] (provided that there is data to deliver) for this bearer.<br>If the <i>Extended E-RAB Guaranteed Bit Rate Uplink</i> IE is included, the <i>E-RAB Guaranteed Bit Rate Uplink</i> IE shall be ignored.       |
| Extended E-RAB Maximum Bit Rate Downlink    | O        |       | Extended Bit Rate 9.2.1.126 | <b>Desc.:</b> This IE indicates the maximum downlink E-RAB Bit Rate as specified in TS 23.401 [11] for this bearer.   |
| Extended E-RAB Maximum Bit Rate Uplink      | O        |       | Extended Bit Rate 9.2.1.126 | <b>Desc.:</b> This IE indicates the maximum uplink E-RAB Bit Rate as specified in TS 23.401 [11] for this bearer.   |
| Extended E-RAB Guaranteed Bit Rate Downlink | O        |       | Extended Bit Rate 9.2.1.126 | <b>Desc.:</b> This IE indicates the downlink guaranteed E-RAB Bit Rate as specified in TS 23.401 [11] (provided that there is data to deliver) for this bearer.   |
| Extended E-RAB                              | O        |       | Extended Bit Rate           | <b>Desc.:</b> This IE indicates the   |



| IE/Group Name              | Presence | Range | IE type and reference | Semantics description   |
|----------------------------|----------|-------|-----------------------|---|
| Guaranteed Bit Rate Uplink |          |       | 9.2.1.126             | uplink guaranteed E-RAB Bit Rate as specified in TS 23.401 [11] (provided that there is data to deliver) for this bearer. |

### 9.2.1.19 Bit Rate

This IE indicates the number of bits delivered by E-UTRAN in UL or to E-UTRAN in DL or by UE in sidelink within a period of time, divided by the duration of the period. It is used, for example, to indicate the maximum or guaranteed bit rate for a GBR bearer, or an aggregated maximum bit rate.

| IE/Group Name | Presence | Range | IE type and reference          | Semantics description |
|---------------|----------|-------|--------------------------------|-----------------------|
| Bit Rate      |          |       | INTEGER<br>(0..10,000,000,000) | The unit is: bit/s.   |

### 9.2.1.20 UE Aggregate Maximum Bit Rate

The UE Aggregate Maximum Bitrate is applicable for all Non-GBR bearers per UE which is defined for the Downlink and the Uplink direction and provided by the MME to the eNB.

| IE/Group Name                                    | Presence | Range | IE type and reference       | Semantics description   |
|--|----------|-------|-----------------------------|---|
| <b>UE Aggregate Maximum Bit Rate</b>             |          |       |                             | Applicable for non-GBR E-RABs.  |
| >UE Aggregate Maximum Bit Rate Downlink          | M        |       | Bit Rate 9.2.1.19           | This IE indicates the UE Aggregate Maximum Bit Rate as specified in TS 23.401 [11] in the downlink direction.<br>If the <i>Extended UE Aggregate Maximum Bit Rate Downlink</i> IE is included, the <i>UE Aggregate Maximum Bit Rate Downlink</i> IE shall be ignored.   |
| >UE Aggregate Maximum Bit Rate Uplink            | M        |       | Bit Rate 9.2.1.19           | This IE indicates the UE Aggregate Maximum Bit Rate as specified in TS 23.401 [11] in the uplink direction. Receiving both the <i>UE Aggregate Maximum Bit Rate Downlink</i> IE and the <i>UE Aggregate Maximum Bit Rate Uplink</i> IE equal to value zero shall be considered as a logical error by the eNB.<br>If the <i>Extended UE Aggregate Maximum Bit Rate Uplink</i> IE is included, the <i>UE Aggregate Maximum Bit Rate Uplink</i> IE shall be ignored. |
| >Extended UE Aggregate Maximum Bit Rate Downlink | O        |       | Extended Bit Rate 9.2.1.126 | This IE indicates the UE Aggregate Maximum Bit Rate as specified in TS 23.401 [11] in the downlink direction.   |
| >Extended UE Aggregate Maximum Bit Rate Uplink   | O        |       | Extended Bit Rate 9.2.1.126 | This IE indicates the UE Aggregate Maximum Bit Rate as specified in TS 23.401 [11] in the uplink direction.   |

### 9.2.1.21 Criticality Diagnostics



The *Criticality Diagnostics* IE is sent by the eNB or the MME when parts of a received message have not been comprehended or were missing, or if the message contained logical errors. When applicable, it contains information about which IEs were not comprehended or were missing.

For further details on how to use the *Criticality Diagnostics* IE, (see clause 10).

| IE/Group Name                                      | Presence | Range                              | IE type and reference  | Semantics description   |
|--|----------|------------------------------------|--|---|
| Procedure Code                                     | O        |                                    | INTEGER (0..255)   | Procedure Code is to be used if Criticality Diagnostics is part of Error Indication procedure, and not within the response message of the same procedure that caused the error. |
| Triggering Message                                 | O        |                                    | ENUMERATED(initiating message, successful outcome, unsuccessful outcome) | The Triggering Message is used only if the Criticality Diagnostics is part of Error Indication procedure.   |
| Procedure Criticality                              | O        |                                    | ENUMERATED(reject, ignore, notify)                                       | This Procedure Criticality is used for reporting the Criticality of the Triggering message (Procedure).   |
| <b>Information Element Criticality Diagnostics</b> |          | <i>0 .. &lt;maxnoof Errors&gt;</i> |  |   |
| >IE Criticality                                    | M        |                                    | ENUMERATED(reject, ignore, notify)                                       | The IE Criticality is used for reporting the criticality of the triggering IE. The value 'ignore' shall not be used.  |
| >IE ID   | M        |                                    | INTEGER (0..65535)   | The IE ID of the not understood or missing IE.  |
| >Type of Error                                     | M        |                                    | ENUMERATED(not understood, missing, ...)                                 |   |

| Range bound   | Explanation  |
|---------------|--|
| maxnoofErrors | Maximum no. of IE errors allowed to be reported with a single message. The value for maxnoofErrors is 256. |

### 9.2.1.22 Handover Restriction List

This IE defines roaming or access restrictions for subsequent mobility action for which the eNB provides information about the target of the mobility action towards the UE, e.g., handover and CCO, or for SCG selection during dual connectivity operation. If the eNB receives the *Handover Restriction List* IE, it shall overwrite previously received restriction information.

| IE/Group Name           | Presence | Range                            | IE type and reference | Semantics description   | Criticality | Assigned Criticality |
|-------------------------|----------|----------------------------------|-----------------------|---|-------------|----------------------|
| Serving PLMN            | M        |                                  | 9.2.3.8               |   |             |                      |
| <b>Equivalent PLMNs</b> |          | <i>0..&lt;maxno ofEPLMNs&gt;</i> |                       | Allowed PLMNs in addition to Serving PLMN. This list corresponds to the list of "equivalent PLMNs" as defined in TS 24.301 [24]. This list is part of the roaming restriction information. Roaming restrictions apply to PLMNs other than the Serving PLMN and Equivalent |             |                      |



| IE/Group Name                          | Presence | Range                                    | IE type and reference  | Semantics description  | Criticality | Assigned Criticality |
|--|----------|--|--|--|-------------|----------------------|
|  |          |  |  | PLMNs.   |             |                      |
| >PLMN Identity                         | M        |  | 9.2.3.8  |  |             |                      |
| <b>Forbidden TAs</b>                   |          | <i>0..&lt;maxno ofEPLMNs PlusOne&gt;</i> |  | Intra LTE roaming restrictions.  |             |                      |
| >PLMN Identity                         | M        |  | 9.2.3.8  | The PLMN of forbidden TACs.  |             |                      |
| <b>&gt;Forbidden TACs</b>              |          | <i>1..&lt;maxno ofForbTACs&gt;</i>       |  |  |             |                      |
| >>TAC                                  | M        |  | 9.2.3.7  | The TAC of the forbidden TAI.  |             |                      |
| <b>Forbidden LAs</b>                   |          | <i>0..&lt;maxno ofEPLMNs PlusOne&gt;</i> |  | Inter-3GPP RAT roaming restrictions.   |             |                      |
| >PLMN Identity                         | M        |  | 9.2.3.8  |  |             |                      |
| <b>&gt;Forbidden LACs</b>              |          | <i>1..&lt;maxno ofForbLACs&gt;</i>       |  |  |             |                      |
| >>LAC                                  | M        |  | OCTET STRING (SIZE(2))   |  |             |                      |
| Forbidden inter RATs                   | O        |  | ENUMERATED (ALL, GERAN, UTRAN, CDMA2000, ..., GERAN and UTRAN, CDMA2000 and UTRAN) | Inter-3GPP and 3GPP2 RAT access restrictions. "ALL" means that all RATs mentioned in the enumeration of this IE are restricted.  |             |                      |
| NR Restriction in EPS as Secondary RAT | O        |  | ENUMERATED (NRrestrictedinEPSasSecondaryRAT, ...)                                  | Restriction to use NR when the NR is used as secondary RAT in EN-DC.   | YES         | ignore               |
| Unlicensed Spectrum Restriction        | O        |  | ENUMERATED (UnlicensedRestricted, ...)   | Restriction to use unlicensed spectrum in the form of LAA or LWA/LWIP or NR-U as described in TS 23.401 [11].  | YES         | ignore               |
| Core Network Type Restrictions         |          | <i>0..&lt;maxno ofEPLMNs PlusOne&gt;</i> |  | Includes any of the Serving PLMN or any PLMN of the Equivalent PLMNs listed in the <i>Mobility Restriction List</i> IE for which Core network type restriction applies as specified in TS 23.501 [46]. |             |                      |
| >PLMN Identity                         | M        |  | 9.2.3.8  |  |             |                      |
| >Core Network Type                     | M        |  | ENUMERATED (5GCForbidden, ...,EPCForbidden)  | Indicates whether the UE is restricted to connect to 5GC or to EPC for this PLMN.  |             |                      |
| NR Restriction in 5GS                  | O        |  | ENUMERATED (NRrestrictedin5GS, ...)  | Restriction to use NR when the NR connects to 5GS.   | YES         | ignore               |
| Last NG-RAN PLMN Identity              | O        |  | 9.2.3.8  | Indicates the NG-RAN PLMN ID   | YES         | ignore               |



| IE/Group Name                | Presence | Range                                    | IE type and reference  | Semantics description   | Criticality | Assigned Criticality |
|------------------------------|----------|--|--|---|-------------|----------------------|
|                              |          |  |  | from where the UE formerly handed over to EPS and which is preferred in case of subsequent mobility to 5GS.   |             |                      |
| <b>RAT Restrictions</b>      |          | <i>0..&lt;maxno ofEPLMNs PlusOne&gt;</i> |  | This IE contains RAT restriction related information as specified in TS 23.401 [11].  | YES         | ignore               |
| >PLMN Identity               | M        |  | 9.2.3.8  |   | -           |                      |
| >RAT Restriction Information | M        |  | BIT STRING {<br>LEO (0),<br>MEO (1),<br>GEO (2),<br>OTHERSAT (3), NR-LEO (4), NR-MEO (5), NR-GEO (6), NR-OTHERSAT (7)}<br>(SIZE(8, ...)) | Each position in the bitmap represents a RAT. If a bit is set to "1", the respective RAT is restricted for the UE. If a bit is set to "0", the respective RAT is not restricted for the UE. | -           |                      |

| Range bound          | Explanation  |
|----------------------|--|
| maxnoofEPLMNs        | Maximum no. of equivalent PLMN Ids. Value is 15.             |
| maxnoofEPLMNsPlusOne | Maximum no. of equivalent PLMN Ids plus one. Value is 16.    |
| maxnoofForbTACs      | Maximum no. of forbidden Tracking Area Codes. Value is 4096. |
| maxnoofForbLACs      | Maximum no. of forbidden Location Area Codes. Value is 4096. |

### 9.2.1.23 CDMA2000-PDU

This information element contains a CDMA2000 message between the UE and CDMA2000 RAT that is transferred without interpretation in the eNB.

| IE/Group Name | Presence | Range | IE type and reference | Semantics description |
|---------------|----------|-------|-----------------------|-----------------------|
| CDMA2000-PDU  | M        |       | OCTET STRING          |                       |

### 9.2.1.24 CDMA2000 RAT Type

In the uplink, this information element, along with the *CDMA2000 Sector ID* IE is used for routing the tunnelled CDMA2000 message to the proper destination node in the CDMA2000 RAT and is set by the eNB to the CDMA2000 RAT type received from the UE.

NOTE: In the downlink, this information element is used by the eNB to provide an indication of the RAT Type associated with the tunnelled CDMA2000 message to the UE to help it route the tunnelled downlink CDMA2000 message to the appropriate CDMA upper layer.

| IE/Group Name     | Presence | Range | IE type and reference         | Semantics description   |
|-------------------|----------|-------|-------------------------------|---|
| CDMA2000 RAT Type | M        |       | ENUMERATED (HRPD, 1xRTT, ...) | This IE is used to identify which CDMA2000 RAT the tunnelled CDMA2000 signalling is associated with. The source of this information in the uplink is the UE and in the downlink it is |



| IE/Group Name | Presence | Range | IE type and reference | Semantics description |
|---------------|----------|-------|-----------------------|-----------------------|
|               |          |       |                       | the CDMA2000 system.  |

### 9.2.1.25 CDMA2000 Sector ID

This information element, along with the *RAT Type* IE is used for routing the tunnelled CDMA2000 message to the proper destination node in the CDMA2000 RAT.

| IE/Group Name      | Presence | Range | IE type and reference | Semantics description   |
|--------------------|----------|-------|-----------------------|---|
| CDMA2000 Sector ID | M        |       | OCTET STRING          | This IE is set to CDMA2000 Reference Cell ID corresponding to the HRPD/1xRTT sector under the HRPD AN/1xBS towards which the signalling is performed. The CDMA2000 Reference Cell ID is statically configured in the eNB. If the RAT type is HRPD, this IE contains the HRPD Sector ID as specified in 3GPP2 C.S0024-B [27]. If the RAT type is 1x RTT, this IE is encoded as the Reference Cell ID IE in 3GPP2 A.S0008-C [25]. |

### 9.2.1.26 Security Context

The purpose of the *Security Context* IE is to provide security related parameters to the eNB which are used to derive security keys for user plane traffic and RRC signalling messages and for security parameter generation for subsequent X2 or intra eNB Handovers, or for the security parameters for the current S1 Handover. For intra LTE S1 Handover one pair of {NCC, NH} is provided for 1-hop security, see TS 33.401 [15].

| IE/Group Name           | Presence | Range | IE Type and Reference | Semantics Description   |
|-------------------------|----------|-------|-----------------------|---|
| Next Hop Chaining Count | M        |       | INTEGER (0..7)        | Next Hop Chaining Counter (NCC) defined in TS 33.401 [15]. For handover from 5GS to EPS, <i>Next Hop Chaining Count</i> IE = "2" as defined in TS 33.501 [48]. For other inter-RAT Handover into LTE the <i>Next Hop Chaining Count</i> IE takes the value defined for NCC at initial setup, i.e., <i>Next Hop Chaining Count</i> IE = "0". |
| Next-Hop NH             | M        |       | 9.2.1.41 Security Key | The NH together with the NCC is used to derive the security configuration as defined in TS 33.401 [15]. For inter RAT Handover the <i>Next-Hop NH</i> IE is the KeNB to be used in the new configuration.   |

### 9.2.1.27 UE Radio Capability

This IE contains UE Radio Capability information.

| IE/Group Name       | Presence | Range | IE Type and Reference | Semantics Description   |
|---------------------|----------|-------|-----------------------|---|
| UE Radio Capability | M        |       | OCTET STRING          | Includes either the UERadioAccessCapabilityInformation message as defined in 10.2.2 of TS |



| IE/Group Name | Presence | Range | IE Type and Reference | Semantics Description  |
|---------------|----------|-------|-----------------------|--|
|               |          |       |                       | 36.331 [16], or the <i>UERadioAccessCapabilityInformation-NB</i> message as defined in 10.6.2 of TS 36.331 [16]. |

### 9.2.1.28 CDMA2000 HO Status

This IE is used to indicate to the eNB which initiated an inter-RAT HO towards CDMA2000 about the outcome of the handover preparation to CDMA2000.

| IE/Group Name      | Presence | Range | IE type and reference                    | Semantics description   |
|--------------------|----------|-------|--|---|
| CDMA2000 HO Status | M        |       | ENUMERATED (HO Success, HO Failure, ...) | This IE indicates the status of the handover resource allocation in the CDMA2000 RAT. |

### 9.2.1.29 CDMA2000 HO Required Indication

This information element is set by the eNB to provide an indication about whether the UE has initiated the handover preparation with the CDMA2000 RAT.

| IE/Group Name                   | Presence | Range | IE type and reference  | Semantics description   |
|---------------------------------|----------|-------|------------------------|---|
| CDMA2000 HO Required Indication | M        |       | ENUMERATED (true, ...) | This IE indicates to MME that handover preparation to CDMA2000 has been started. It helps MME to decide when to send certain handover preparation information for HRPD (TS 23.402 [8]) and 1xRTT (TS 23.216 [9]) to the CDMA2000 RAT. |

### 9.2.1.30 1xRTT MEID

Void.

### 9.2.1.31 eNB Status Transfer Transparent Container

The *eNB Status Transfer Transparent Container* IE is an information element that is produced by the source eNB and is transmitted to the target eNB. This IE is used for the intra SAE/LTE S1 handover case.

This IE is transparent to the EPC.

| IE/Group Name                                     | Presence | Range                 | IE type and reference | Semantics description  | Criticality | Assigned Criticality |
|---|----------|-----------------------|-----------------------|--|-------------|----------------------|
| <b>E-RABs Subject to Status Transfer List</b>     |          | 1                     |                       |  | -           | -                    |
| <b>&gt;E-RABs Subject to Status Transfer Item</b> |          | 1 .. <maxnoof E-RABs> |                       |  | EACH        | ignore               |
| >>E-RAB ID  | M        |                       | 9.2.1.2               |  | -           | -                    |
| >>UL COUNT value                                  | M        |                       | COUNT Value 9.2.1.32  | PDCP-SN and HFN of first missing UL PDCP SDU in case of 12 bit long PDCP-SN. | -           | -                    |
| >>DL COUNT value                                  | M        |                       | COUNT Value 9.2.1.32  | PDCP-SN and HFN that the   | -           | -                    |



| IE/Group Name                             | Presence | Range | IE type and reference                       | Semantics description  | Criticality | Assigned Criticality |
|---|----------|-------|---|--|-------------|----------------------|
|   |          |       |   | target eNB should assign for the next DL SDU not having an SN yet in case of 12 bit long PDCP-SN.  |             |                      |
| >>Receive Status Of UL PDCP SDUs          | O        |       | BIT STRING (SIZE(4096))                     | <p>PDCP Sequence Number = (First Missing SDU Number + bit position) modulo 4096.</p> <p>0: PDCP SDU has not been received.<br/>1: PDCP SDU has been received correctly.</p>  |             |                      |
| >>UL COUNT Value Extended                 | O        |       | COUNT Value Extended 9.2.1.90               | PDCP-SN and HFN of first missing UL PDCP SDU in case of 15 bit long PDCP-SN.   | YES         | ignore               |
| >>DL COUNT Value Extended                 | O        |       | COUNT Value Extended 9.2.1.90               | PDCP-SN and HFN that the target eNB should assign for the next DL SDU not having an SN yet in case of 15 bit long PDCP-SN.   | YES         | ignore               |
| >>Receive Status Of UL PDCP SDUs Extended | O        |       | BIT STRING (SIZE(1..16384))                 | <p>The IE is used in case of 15 bit long PDCP-SN in this release.</p> <p>The first bit indicates the status of the SDU after the First Missing UL PDCP SDU.</p> <p>The <math>N^{\text{th}}</math> bit indicates the status of the UL PDCP SDU in position <math>(N + \text{First Missing SDU Number})</math> modulo <math>(1 + \text{the maximum value of the PDCP-SN})</math>.</p> <p>0: PDCP SDU has not been received.<br/>1: PDCP SDU has been received correctly.</p> | YES         | ignore               |
| >>UL COUNT Value for PDCP SN Length 18    | O        |       | COUNT Value for PDCP SN Length 18 9.2.1.100 | PDCP-SN and HFN of first missing UL PDCP SDU in case of 18 bit long PDCP-SN.   | YES         | ignore               |
| >>DL COUNT Value for PDCP SN Length 18    | O        |       | COUNT Value for PDCP SN Length 18 9.2.1.100 | PDCP-SN and HFN that the target eNB should assign for the next   | YES         | ignore               |



| IE/Group Name  | Presence | Range | IE type and reference        | Semantics description   | Criticality | Assigned Criticality |
|--|----------|-------|------------------------------|---|-------------|----------------------|
|  |          |       |                              | DL SDU not having an SN yet in case of 18 bit long PDCP-SN.   |             |                      |
| >>Receive Status Of UL PDCP SDUs for PDCP SN Length 18 | O        |       | BIT STRING (SIZE(1..131072)) | <p>The IE is used in case of 18 bit long PDCP-SN. The first bit indicates the status of the SDU after the First Missing UL PDCP SDU. The Nth bit indicates the status of the UL PDCP SDU in position (N + First Missing SDU Number) modulo (1 + the maximum value of the PDCP-SN).</p> <p>0: PDCP SDU has not been received.<br/>1: PDCP SDU has been received correctly.</p> | YES         | ignore               |

| Range bound   | Explanation                                     |
|---------------|---|
| maxnoofE-RABs | Maximum no. of E-RABs for one UE. Value is 256. |

### 9.2.1.32 COUNT Value

This IE contains a PDCP sequence number and a hyper frame number in case of 12 bit long PDCP-SN.

| IE/Group Name | Presence | Range | IE type and reference | Semantics description | Criticality | Assigned Criticality |
|---------------|----------|-------|-----------------------|-----------------------|-------------|----------------------|
| PDCP-SN       | M        |       | INTEGER (0..4095)     |                       | -           | -                    |
| HFN           | M        |       | INTEGER (0..1048575)  |                       | -           | -                    |

### 9.2.1.33 CDMA2000 1xRTT RAND

This information element is a random number generated by the eNB and tunnelled to the 1xCS IWS (TS 23.402 [8]) and is transparent to MME.

| IE/Group Name       | Presence | Range | IE type and reference | Semantics description  |
|---------------------|----------|-------|-----------------------|--|
| CDMA2000 1xRTT RAND | M        |       | OCTET STRING          | <p>This IE is a Random Challenge that is used for authentication of UE during 1xCS registration, eCSFB to 1xRTT or handover from E-UTRAN to CDMA2000 1xRTT RAT.</p> <p>This IE is coded as the RAND (32bits) of the Authentication Challenge Parameter (RAND) in</p> |



| IE/Group Name | Presence | Range | IE type and reference | Semantics description |
|---------------|----------|-------|-----------------------|-----------------------|
|               |          |       |                       | 3GPP2 A.S0008-C [25]. |

### 9.2.1.34 Request Type

The purpose of the *Request Type* IE is to indicate the type of location request to be handled by the eNB.

| IE/Group Name                    | Presence | Range | IE Type and Reference  | Semantics Description | Criticality | Assigned Criticality |
|----------------------------------|----------|-------|--|-----------------------|-------------|----------------------|
| <b>Request Type</b>              |          |       |  |                       |             |                      |
| >Event Type                      | M        |       | ENUMERATED(Direct, Change of service cell, Stop Change of service cell, ...) |                       |             |                      |
| >Report Area                     | M        |       | ENUMERATED (ECGI, ...)   |                       |             |                      |
| >Additional Location Information | O        |       | ENUMERATED (Include PSCell, ...)   |                       | YES         | ignore               |

### 9.2.1.35 CDMA2000 1xRTT SRVCC Info

This IE defines SRVCC related information elements that are assembled by the MME to be tunnelled transparently to the 1xCS IWS (TS 23.402 [8]) system.

| IE/Group Name                                   | Presence | Range | IE type and reference | Semantics description  |
|---|----------|-------|-----------------------|--|
| <b>CDMA2000 1xRTT SRVCC Info</b>                |          |       |                       |  |
| >CDMA2000 1xRTT MEID                            | M        |       | OCTET STRING          | This information element is the Mobile Equipment Identifier or Hardware ID that is tunnelled from the UE and is transparent to the eNB. This IE is used to derive a MEID-based PLCM that is used for channelization in CDMA2000 1xRTT network. |
| >CDMA2000 1xRTT Mobile Subscription Information | M        |       | OCTET STRING          | This IE provides the list of UE supported 1x RTT Band classes and Band Subclasses. It is provided by the UE to the eNB as part of the UE capability. It is transparent to the eNB.   |
| >CDMA2000 1xRTT Pilot List                      | M        |       | OCTET STRING          | This IE provides the measured pilot information. Encoded as the <i>Pilot List</i> IE from the A21-1x air interface signalling message in 3GPP2 A.S0008-C [25].   |

### 9.2.1.36 E-RAB List

This IE contains a list of E-RAB IDs with a cause value. It is used for example to indicate failed bearers or bearers to be released.

| IE/Group Name          | Presence | Range                | IE type and reference | Semantics description | Criticality | Assigned Criticality |
|------------------------|----------|----------------------|-----------------------|-----------------------|-------------|----------------------|
| <b>E-RAB List Item</b> |          | 1 .. <maxnoofE-RABs> |                       |                       | EACH        | ignore               |
| >E-RAB ID              | M        |                      | 9.2.1.2               |                       | -           | -                    |
| >Cause                 | M        |                      | 9.2.1.3               |                       | -           | -                    |



| Range bound   | Explanation  |
|---------------|--|
| maxnoofE-RABs | Maximum no. of E-RAB allowed towards one UE, the maximum value is 256. |

### 9.2.1.37 Global eNB ID

This information element is used to globally identify an eNB (see TS 36.401 [2]).

| IE/Group Name               | Presence | Range | IE type and reference | Semantics description  |
|-----------------------------|----------|-------|-----------------------|--|
| PLMN Identity               | M        |       | 9.2.3.8               |  |
| CHOICE <i>eNB ID</i>        | M        |       |                       |  |
| > <i>Macro eNB ID</i>       |          |       |                       |  |
| >>Macro eNB ID              | M        |       | BIT STRING (SIZE(20)) | Equal to the 20 leftmost bits of the <i>Cell Identity</i> IE contained in the <i>E-UTRAN CGI</i> IE (see subclause 9.2.1.38) of each cell served by the eNB. |
| > <i>Home eNB ID</i>        |          |       |                       |  |
| >>Home eNB ID               | M        |       | BIT STRING (SIZE(28)) | Equal to the <i>Cell Identity</i> IE contained in the <i>E-UTRAN CGI</i> IE (see subclause 9.2.1.38) of the cell served by the eNB.                          |
| > <i>Short Macro eNB ID</i> |          |       |                       |  |
| >> Short Macro eNB ID       | M        |       | BIT STRING (SIZE(18)) | Equal to the 18 leftmost bits of the <i>Cell Identity</i> IE (see subclause 9.2.1.38) of each cell served by the eNB.  |
| > <i>Long Macro eNB ID</i>  |          |       |                       |  |
| >> Long Macro eNB ID        | M        |       | BIT STRING (SIZE(21)) | Equal to the 21 leftmost bits of the <i>Cell Identity</i> IE (see subclause 9.2.1.38) of each cell served by the eNB.  |

### 9.2.1.37a Global en-gNB ID

This information element is used to globally identify an en-gNB (see TS 36.401 [2]).

| IE/Group Name | Presence | Range | IE type and reference     | Semantics description |
|---------------|----------|-------|---------------------------|-----------------------|
| PLMN Identity | M        |       | 9.2.3.8                   |                       |
| en-gNB ID     | M        |       | BIT STRING (SIZE(22..32)) |                       |

### 9.2.1.38 E-UTRAN CGI

This information element is used to globally identify a cell (see TS 36.401 [2]).

| IE/Group Name | Presence | Range | IE type and reference | Semantics description  |
|---------------|----------|-------|-----------------------|--|
| PLMN Identity | M        |       | 9.2.3.8               |  |
| Cell Identity | M        |       | BIT STRING (SIZE(28)) | The leftmost bits of the Cell Identity correspond to the eNB ID (defined in subclause 9.2.1.37). |

### 9.2.1.39 Subscriber Profile ID for RAT/Frequency priority

The *Subscriber Profile ID* IE for RAT/Frequency Selection Priority is used to define camp priorities in Idle mode and to control inter-RAT/inter-frequency handover in Active mode TS 36.300 [14].



| IE/Group Name                                    | Presence | Range | IE type and reference | Semantics description |
|--|----------|-------|-----------------------|-----------------------|
| Subscriber Profile ID for RAT/Frequency Priority | M        |       | INTEGER (1..256)      |                       |

### 9.2.1.39a Additional RRM Policy Index

The *Additional RRM Policy Index* IE is used to provide additional information independent from the Subscriber Profile ID for RAT/Frequency priority as specified in TS 36.300 [14].

| IE/Group Name               | Presence | Range | IE type and reference | Semantics description |
|-----------------------------|----------|-------|-----------------------|-----------------------|
| Additional RRM Policy Index | M        |       | BIT STRING (32)       |                       |

### 9.2.1.40 UE Security Capabilities

The *UE Security Capabilities* IE defines the supported algorithms for encryption and integrity protection in the UE. The Security Capabilities received from NAS signaling shall not be modified or truncated when forwarded to eNBs and the eNBs store and send the complete bitmaps without modification or truncation as specified in TS 36.300 [14].

| IE/Group Name                    | Presence | Range | IE Type and Reference      | Semantics Description  |
|----------------------------------|----------|-------|----------------------------|--|
| <b>UE Security Capabilities</b>  |          |       |                            |  |
| >Encryption Algorithms           | M        |       | BIT STRING (SIZE(16, ...)) | Each position in the bitmap represents an encryption algorithm:<br>"all bits equal to 0" – UE supports no other algorithm than EEA0,<br>"first bit" – 128-EEA1,<br>"second bit" – 128-EEA2,<br>"third bit" – 128-EEA3,<br>"fourth to seventh bit" are mapped from bit 4 to bit 1 of octet 3 in the <i>UE Security Capability</i> IE defined in TS 24.301 [24],<br>other bits reserved for future use.<br>Value '1' indicates support and value '0' indicates no support of the algorithm.<br>Algorithms are defined in TS 33.401 [15].   |
| >Integrity Protection Algorithms | M        |       | BIT STRING (SIZE(16, ...)) | Each position in the bitmap represents an integrity protection algorithm:<br>"all bits equal to 0" – UE supports no other algorithm than EIA0,<br>"first bit" – 128-EIA1,<br>"second bit" – 128-EIA2,<br>"third bit" – 128-EIA3,<br>"fourth to seventh bit" are mapped from bit 4 to bit 1 of octet 4 in the <i>UE Security Capability</i> IE defined in TS 24.301 [24],<br>"seventh bit" – EIA7 (support of user plane integrity protection),<br>other bits reserved for future use.<br>Value '1' indicates support and value '0' indicates no support of the algorithm.<br>Algorithms are defined in TS 33.401 [15]. |



### 9.2.1.41 Security Key

The *Security Key* IE is used to apply security in the eNB for different scenarios as defined in TS 33.401 [15].

| IE/Group Name | Presence | Range | IE Type and Reference  | Semantics Description  |
|---------------|----------|-------|------------------------|--|
| Security Key  | M        |       | BIT STRING (SIZE(256)) | Key material for KeNB or Next Hop Key as defined in TS 33.401 [15] |

### 9.2.1.42 UE History Information

The *UE History Information* IE contains information about cells that a UE has been served by in active state prior to the target cell.

| IE/Group Name                  | Presence | Range                              | IE type and reference | Semantics description                                     | Criticality | Assigned Criticality |
|--------------------------------|----------|------------------------------------|-----------------------|---|-------------|----------------------|
| Last Visited Cell List         |          | 1 .. <maxnoOfCellsInUEHistoryInfo> |                       | Most recent information is added to the top of this list. | -           | -                    |
| >Last Visited Cell Information | M        |                                    | 9.2.1.43              |   | -           | -                    |

| Range bound                 | Explanation                              |
|-----------------------------|--|
| maxnoOfCellsInUEHistoryInfo | Maximum length of the list. Value is 16. |

### 9.2.1.43 Last Visited Cell Information

The Last Visited Cell Information may contain cell specific information.

| IE/Group Name                               | Presence | Range | IE type and reference | Semantics description                               | Criticality | Assigned Criticality |
|---|----------|-------|-----------------------|---|-------------|----------------------|
| CHOICE <i>Last Visited Cell Information</i> | M        |       |                       |   | -           | -                    |
| > <i>E-UTRAN Cell</i>                       |          |       |                       |   |             |                      |
| >>Last Visited E-UTRAN Cell Information     | M        |       | 9.2.1.43a             |   | -           | -                    |
| > <i>UTRAN Cell</i>                         |          |       |                       |   |             |                      |
| >>Last Visited UTRAN Cell Information       | M        |       | OCTET STRING          | Defined in TS 25.413 [19].                          | -           | -                    |
| > <i>GERAN Cell</i>                         |          |       |                       |   |             |                      |
| >>Last Visited GERAN Cell Information       | M        |       | 9.2.1.43b             |   | -           | -                    |
| > <i>NG-RAN Cell</i>                        |          |       |                       |   | -           | -                    |
| >>Last Visited NG-RAN Cell Information      | M        |       | OCTET STRING          | Defined in TS 38.413 [44] (see subclause 9.3.1.97). |             |                      |

### 9.2.1.43a Last Visited E-UTRAN Cell Information

The Last Visited E-UTRAN Cell Information contains information about a cell that is to be used for RRM purposes.



| IE/Group Name                               | Presence | Range   | IE type and reference   | Semantics description   | Criticality | Assigned Criticality |
|---|----------|---|-------------------------|---|-------------|----------------------|
| Global Cell ID                              | M        |   | E-UTRAN CGI<br>9.2.1.38 |   | -           |                      |
| Cell Type                                   | M        |   | 9.2.1.66                |   | -           |                      |
| Time UE stayed in Cell                      | M        |   | INTEGER (0..4095)       | The duration of the time the UE stayed in the cell in seconds. If the UE stays in a cell more than 4095s, this IE is set to 4095.       | -           |                      |
| Time UE stayed in Cell Enhanced Granularity | O        |   | INTEGER (0..40950)      | The duration of the time the UE stayed in the cell in 1/10 seconds. If the UE stays in a cell more than 4095s, this IE is set to 40950. | YES         | ignore               |
| HO Cause Value                              | O        |   | 9.2.1.3                 | The cause for the handover from the E-UTRAN cell.   | YES         | ignore               |
| <b>Last Visited PSCell List</b>             |          | <i>0..&lt;maxno ofPSCells PerPrimaryCellinUE HistoryInfo &gt;</i> |                         | List of cells configured as PSCells. Most recent PSCell related information is added to the top of the list.                            | YES         | ignore               |
| >Last Visited PSCell Information            | M        |   | 9.2.1.161               | The PSCell related information.   | YES         | ignore               |

| Range bound                                 | Explanation   |
|---|---|
| maxnoofPSCellsPerPrimaryCellinUEHistoryInfo | Maximum number of last visited PSCell information records that can be reported in the IE. Value is 8. |

### 9.2.1.43b Last Visited GERAN Cell Information

The Last Visited Cell Information for GERAN is currently undefined.

NOTE: If in later Releases this is defined, the choice type may be extended with the actual GERAN specific information.

| IE/Group Name                              | Presence | Range | IE type and reference | Semantics description | Criticality | Assigned Criticality |
|--|----------|-------|-----------------------|-----------------------|-------------|----------------------|
| CHOICE Last Visited GERAN Cell Information | M        |       |                       |                       | -           |                      |
| >Undefined                                 | M        |       | NULL                  |                       | -           |                      |

### 9.2.1.44 Message Identifier

The purpose of the *Message Identifier* IE is to identify the warning message. Message Identifier IE is set by the EPC and transferred to the UE by the eNB

| IE/Group Name      | Presence | Range | IE Type and Reference | Semantics Description   |
|--------------------|----------|-------|-----------------------|---|
| Message Identifier | M        |       | BIT STRING (SIZE(16)) | This IE is set by the EPC, transferred to the UE by the eNB. The eNB shall treat it as an |



|  |  |  |  |                            |
|--|--|--|--|----------------------------|
|  |  |  |  | identifier of the message. |
|--|--|--|--|----------------------------|

### 9.2.1.45 Serial Number

The *Serial Number* IE identifies a particular message from the source and type indicated by the Message Identifier and is altered every time the message with a given Message Identifier is changed.

| IE/Group Name | Presence | Range | IE Type and Reference    | Semantics Description |
|---------------|----------|-------|--------------------------|-----------------------|
| Serial Number | M        |       | BIT STRING<br>(SIZE(16)) |                       |

### 9.2.1.46 Warning Area List

The *Warning Area List* IE indicates the areas where the warning message needs to be broadcast or cancelled.

| IE/Group Name              | Presence | Range                         | IE Type and Reference | Semantics Description |
|----------------------------|----------|-------------------------------|-----------------------|-----------------------|
| CHOICE <i>Warning Area</i> | M        |                               |                       |                       |
| >Cell ID List              |          | 1 .. <maxnoofCellID>          |                       |                       |
| >>E-CGI                    | M        |                               | 9.2.1.38              |                       |
| >TAI List for Warning      |          | 1 .. <maxnoofTAIforWarning>   |                       |                       |
| >>TAI                      | M        |                               | 9.2.3.16              |                       |
| >Emergency Area ID List    |          | 1 .. <maxnoofEmergencyAreaID> |                       |                       |
| >>Emergency Area ID        | M        |                               | 9.2.1.47              |                       |

| Range bound            | Explanation   |
|------------------------|---|
| maxnoofCellID          | Maximum no. of Cell ID subject for warning message broadcast. Value is 65535.           |
| maxnoofTAIforWarning   | Maximum no. of TAI subject for warning message broadcast. Value is 65535.               |
| maxnoofEmergencyAreaID | Maximum no. of Emergency Area ID subject for warning message broadcast. Value is 65535. |

### 9.2.1.47 Emergency Area ID

The *Emergency Area ID* IE is used to indicate the area which has the emergency impact.

| IE/Group Name     | Presence | Range | IE Type and Reference     | Semantics Description   |
|-------------------|----------|-------|---------------------------|---|
| Emergency Area ID | M        |       | OCTET STRING<br>(SIZE(3)) | Emergency Area ID may consist of several cells. Emergency Area ID is defined by the operator. |

### 9.2.1.48 Repetition Period

The *Repetition Period* IE indicates the periodicity of the warning message to be broadcast.

| IE/Group Name     | Presence | Range | IE Type and Reference | Semantics Description                    |
|-------------------|----------|-------|-----------------------|--|
| Repetition Period | M        |       | INTEGER (0..4095)     | The unit of value 1 to 4095 is [second]. |

### 9.2.1.49 Number of Broadcasts Requested

The *Number of Broadcast Requested* IE indicates the number of times a message is to be broadcast.



| IE/Group Name                  | Presence | Range | IE Type and Reference | Semantics Description |
|--------------------------------|----------|-------|-----------------------|-----------------------|
| Number of Broadcasts Requested | M        |       | INTEGER (0..65535)    |                       |

### 9.2.1.50 Warning Type

The *Warning Type* IE indicates types of the disaster. This IE also indicates that a Primary Notification is included. This IE can be used by the UE to differentiate the type of alert according to the type of disaster.

| IE/Group Name | Presence | Range | IE Type and Reference  | Semantics Description |
|---------------|----------|-------|------------------------|-----------------------|
| Warning Type  | M        |       | OCTET STRING (SIZE(2)) |                       |

### 9.2.1.51 Warning Security Information

The *Warning Security Information* IE provides the security information needed for securing the Primary Notification.

| IE/Group Name                | Presence | Range | IE Type and Reference  | Semantics Description |
|------------------------------|----------|-------|------------------------|-----------------------|
| Warning Security Information | M        |       | OCTET STRING(SIZE(50)) |                       |

### 9.2.1.52 Data Coding Scheme

The *Data Coding Scheme* IE identifies the alphabet or coding employed for the message characters and message handling at the UE (it is passed transparently from the EPC to the UE).

| IE/Group Name      | Presence | Range | IE Type and Reference | Semantics Description |
|--------------------|----------|-------|-----------------------|-----------------------|
| Data Coding Scheme | M        |       | BIT STRING (SIZE(8))  |                       |

### 9.2.1.53 Warning Message Contents

The *Warning Message Content* IE contains user information, e.g., the message with warning contents, and will be broadcast over the radio interface.

| IE/Group Name            | Presence | Range | IE Type and Reference        | Semantics Description                                 |
|--------------------------|----------|-------|------------------------------|---|
| Warning Message Contents | M        |       | OCTET STRING (SIZE(1..9600)) | The length of this IE varies between 1 to 9600 bytes. |

### 9.2.1.54 Broadcast Completed Area List

The *Broadcast Completed Area List* IE indicates the areas where either resources are available to perform the broadcast or where broadcast is performed successfully.

| IE/Group Name                          | Presence | Range                   | IE Type and Reference | Semantics Description |
|--|----------|-------------------------|-----------------------|-----------------------|
| CHOICE <i>Broadcast Completed Area</i> | M        |                         |                       |                       |
| > <i>Broadcast Completed Area</i>      |          |                         |                       |                       |
| >> <i>Cell ID Broadcast</i>            |          | 1 ..<br><maxnoofCellID> |                       |                       |



| IE/Group Name                               | Presence | Range                            | IE Type and Reference | Semantics Description |
|---|----------|----------------------------------|-----------------------|-----------------------|
| >>>E-CGI                                    | M        |                                  | 9.2.1.38              |                       |
| >TAI Broadcast                              |          |                                  |                       |                       |
| >>TAI Broadcast                             |          | 1 ..<br><maxnoofTAIforWarning>   |                       |                       |
| >>>TAI                                      | M        |                                  | 9.2.3.16              |                       |
| >>>Completed Cell in TAI List               |          | 1 ..<br><maxnoofCellinTAI>       |                       |                       |
| >>>>E-CGI                                   | M        |                                  |                       |                       |
| >Emergency Area ID                          |          |                                  |                       |                       |
| >>Emergency Area ID Broadcast               |          | 1 ..<br><maxnoofEmergencyAreaID> |                       |                       |
| >>>Emergency Area ID                        | M        |                                  | 9.2.1.47              |                       |
| >>>Completed Cell in Emergency Area ID List |          | 1 ..<br><maxnoofCellinEAI>       |                       |                       |
| >>>>E-CGI                                   | M        |                                  |                       |                       |

| Range bound            | Explanation   |
|------------------------|---|
| maxnoofCellID          | Maximum no. of Cell ID subject for warning message broadcast. Value is 65535.           |
| maxnoofTAIforWarning   | Maximum no. of TAI subject for warning message broadcast. Value is 65535.               |
| maxnoofEmergencyAreaID | Maximum no. of Emergency Area ID subject for warning message broadcast. Value is 65535. |
| maxnoofCellinTAI       | Maximum no. of Cell ID within a TAI. Value is 65535.                                    |
| maxnoofCellinEAI       | Maximum no. of Cell ID within an Emergency Area. Value is 65535.                        |

### 9.2.1.55 Inter-system Information Transfer Type

The *Inter-system Information Type* IE indicates the type of information that the eNB requests to transfer.

| IE/Group Name  | Presence | Range | IE type and reference | Semantics description |
|--|----------|-------|-----------------------|-----------------------|
| CHOICE <i>Inter-system Information Transfer Type</i> | M        |       |                       |                       |
| >RIM   |          |       |                       |                       |
| >>RIM Transfer                                       | M        |       | 9.2.3.23              |                       |

### 9.2.1.56 Source To Target Transparent Container

The *Source to Target Transparent Container* IE is an information element that is used to transparently pass radio related information from the handover source to the handover target through the EPC; it is produced by the source RAN node and is transmitted to the target RAN node.

| IE/Group Name                          | Presence | Range | IE type and reference | Semantics description   |
|--|----------|-------|-----------------------|---|
| Source to Target Transparent Container | M        |       | OCTET STRING          | This IE includes a transparent container from the source RAN node to the target RAN node. The octets of the OCTET STRING are encoded according to the specifications of the target system.<br>Note: in the current version of the specification, this IE may either carry the <i>Source eNB to Target</i> |



| IE/Group Name | Presence | Range | IE type and reference | Semantics description   |
|---------------|----------|-------|-----------------------|---|
|               |          |       |                       | <i>eNB Transparent Container</i> IE or the <i>Source RNC to Target RNC Transparent Container</i> IE as defined in TS 25.413 [19] or the <i>Source BSS to Target BSS Transparent Container Contents</i> of the <i>Source BSS to Target BSS Transparent Container</i> IE as defined in TS 48.018 [18] or the <i>Old BSS to New BSS information elements</i> field of the <i>Old BSS to New BSS information</i> IE as defined in TS 48.008 [23], or the <i>Source NG-RAN Node to Target NG-RAN Node Transparent Container</i> IE as defined in TS 38.413 [44]. |

### 9.2.1.57 Target To Source Transparent Container

The *Target to Source Transparent Container* IE is an information element that is used to transparently pass radio related information from the handover target to the handover source through the EPC; it is produced by the target RAN node and is transmitted to the source RAN node.

| IE/Group Name                          | Presence | Range | IE type and reference | Semantics description  |
|--|----------|-------|-----------------------|--|
| Target to Source Transparent Container | M        |       | OCTET STRING          | This IE includes a transparent container from the target RAN node to the source RAN node. The octets of the OCTET STRING are coded according to the specifications of the target system.<br>Note: in the current version of the specification, this IE may either carry the <i>Target eNB to Source eNB Transparent Container</i> IE, or the <i>Target RNC to Source RNC Transparent Container</i> IE as defined in TS 25.413 [19] or the <i>Target BSS to Source BSS Transparent Container Contents</i> of the <i>Target BSS to Source BSS Transparent Container</i> IE as defined in TS 48.018 [18] or the <i>Layer 3 Information</i> field of the <i>Layer 3 Information</i> IE as defined in TS 48.008 [23], or the <i>Target NG-RAN Node to Source NG-RAN Node Transparent Container</i> IE as defined in TS 38.413 [44]. |

### 9.2.1.58 SRVCC Operation Possible

This element indicates that both UE and MME are SRVCC-capable. E-UTRAN behaviour on receipt of this IE is specified in TS 23.216 [9].

| IE/Group Name            | Presence | Range | IE type and reference         | Semantics description |
|--------------------------|----------|-------|-------------------------------|-----------------------|
| SRVCC operation possible | M        |       | ENUMERATED<br>(Possible, ...) |                       |



### 9.2.1.59 SRVCC HO Indication

This information element is set by the source eNB to provide an indication that E-RAB may be subjected to handover via SRVCC means.

| IE/Group Name       | Presence | Range | IE type and reference                | Semantics description |
|---------------------|----------|-------|--------------------------------------|-----------------------|
| SRVCC HO Indication | M        |       | ENUMERATED (PS and CS, CS only, ...) |                       |

### 9.2.1.60 Allocation and Retention Priority

This IE specifies the relative importance compared to other E-RABs for allocation and retention of the E-UTRAN Radio Access Bearer.

| IE/Group Name                        | Presence | Range | IE type and reference  | Semantics description  |
|--------------------------------------|----------|-------|--|--|
| <b>Allocation/Retention Priority</b> |          |       |  |  |
| >Priority Level                      | M        |       | INTEGER (0..15)  | <b>Desc.:</b> This IE should be understood as "priority of allocation and retention" (see TS 23.401 [11]).<br><b>Usage:</b><br>Value 15 means "no priority".<br>Values between 1 and 14 are ordered in decreasing order of priority, i.e., 1 is the highest and 14 the lowest.<br>Value 0 shall be treated as a logical error if received.   |
| >Pre-emption Capability              | M        |       | ENUMERATED(shall not trigger pre-emption, may trigger pre-emption) | <b>Desc.:</b> This IE indicates the pre-emption capability of the request on other E-RABs<br><b>Usage:</b><br>The E-RAB shall not pre-empt other E-RABs or, the E-RAB may pre-empt other E-RABs<br>The Pre-emption Capability indicator applies to the allocation of resources for an E-RAB and as such it provides the trigger to the pre-emption procedures/processes of the eNB.  |
| >Pre-emption Vulnerability           | M        |       | ENUMERATED(not pre-emptable, pre-emptable)                         | <b>Desc.:</b> This IE indicates the vulnerability of the E-RAB to preemption of other E-RABs.<br><b>Usage:</b><br>The E-RAB shall not be pre-empted by other E-RABs or the E-RAB may be pre-empted by other RABs.<br>Pre-emption Vulnerability indicator applies for the entire duration of the E-RAB, unless modified and as such indicates whether the E-RAB is a target of the pre-emption procedures/processes of the eNB. |



### 9.2.1.61 Time to wait

This IE defines the minimum allowed waiting times.

| IE/Group Name | Presence | Range | IE type and reference                 | Semantics description |
|---------------|----------|-------|---------------------------------------|-----------------------|
| Time to wait  | M        |       | ENUMERATED(1s, 2s, 5s, 10s, 20s, 60s) |                       |

### 9.2.1.62 CSG Id

This information element indicates the identifier of the Closed Subscriber Group, as defined in TS 23.003 [21].

| IE/Group Name | Presence | Range | IE type and reference  | Semantics description |
|---------------|----------|-------|------------------------|-----------------------|
| CSG Id        | M        |       | BIT STRING (SIZE (27)) |                       |

### 9.2.1.63 CSG Id List

Void.

### 9.2.1.64 MS Classmark 2

The coding of this element is described in TS 48.008 [23].

| IE/Group Name  | Presence | Range | IE Type and Reference | Semantics Description  |
|----------------|----------|-------|-----------------------|--|
| MS Classmark 2 | M        |       | OCTET STRING          | Coded as the value part of the <i>Classmark Information Type 2</i> IE defined in TS 48.008 [23]. |

### 9.2.1.65 MS Classmark 3

The coding of this element is described in TS 48.008 [23].

| IE/Group Name  | Presence | Range | IE Type and Reference | Semantics Description  |
|----------------|----------|-------|-----------------------|--|
| MS Classmark 3 | M        |       | OCTET STRING          | Coded as the value part of the <i>Classmark Information Type 3</i> IE defined in TS 48.008 [23]. |

### 9.2.1.66 Cell Type

The cell type provides the cell coverage area.

| IE/Group Name | Presence | Range | IE type and reference                             | Semantics description | Criticality | Assigned Criticality |
|---------------|----------|-------|---|-----------------------|-------------|----------------------|
| Cell Size     | M        |       | ENUMERATED (verysmall, small, medium, large, ...) |                       | -           | -                    |

### 9.2.1.67 Old BSS to New BSS Information

This container is used to transparently pass radio related information between the handover source and the handover target through the EPC. This container is used for inter 3GPP RAT handovers from SAE/LTE to GERAN A/Gb mode.



This IE is defined in TS 48.008 [23].

### 9.2.1.68 Layer 3 Information

This container is used to transparently pass radio related information between the handover target and the handover source through the EPC. This container is used for inter 3GPP RAT handovers from SAE/LTE to GERAN A/Gb mode.

This IE is defined in TS 48.008 [23].

### 9.2.1.69 E-UTRAN Round Trip Delay Estimation Info

This IE contains the information to assist target HRPD access with the acquisition of the UE.

| IE/Group Name                            | Presence | Range | IE Type and Reference | Semantics Description  |
|--|----------|-------|-----------------------|--|
| E-UTRAN Round Trip Delay Estimation Info | M        |       | INTEGER (0..2047)     | Includes the Round Trip Delay between the eNB and the UE. The unit is $16T_s$ (see subclause 4.2.3 in TS 36.213 [26]). |

### 9.2.1.70 Broadcast Cancelled Area List

The *Broadcast Cancelled Area List* IE indicates the areas where broadcast was stopped successfully.

| IE/Group Name                               | Presence | Range                         | IE Type and Reference | Semantics Description |
|---|----------|-------------------------------|-----------------------|-----------------------|
| CHOICE <i>Broadcast Cancelled Area</i>      | M        |                               |                       |                       |
| >CID Cancelled                              |          |                               |                       |                       |
| >>Cell ID Cancelled                         |          | 1 .. <maxnoofCellID>          |                       |                       |
| >>>E-CGI                                    | M        |                               | 9.2.1.38              |                       |
| >>>Number of Broadcasts                     | M        |                               | 9.2.1.71              |                       |
| >TAI Cancelled                              |          |                               |                       |                       |
| >>TAI Cancelled                             |          | 1 .. <maxnoofTAIforWarning>   |                       |                       |
| >>>TAI                                      | M        |                               | 9.2.3.16              |                       |
| >>>Cancelled Cell in TAI List               |          | 1 .. <maxnoofCellinTAI>       |                       |                       |
| >>>>E-CGI                                   | M        |                               |                       |                       |
| >>>>Number of Broadcasts                    | M        |                               | 9.2.1.71              |                       |
| >Emergency Area Cancelled                   |          |                               |                       |                       |
| >>Emergency Area ID Cancelled               |          | 1 .. <maxnoofEmergencyAreaID> |                       |                       |
| >>>Emergency Area ID                        | M        |                               | 9.2.1.47              |                       |
| >>>Cancelled Cell in Emergency Area ID List |          | 1 .. <maxnoofCellinEAI>       |                       |                       |
| >>>>E-CGI                                   | M        |                               |                       |                       |
| >>>>Number of Broadcasts                    | M        |                               | 9.2.1.71              |                       |

| Range bound            | Explanation   |
|------------------------|---|
| maxnoofCellID          | Maximum no. of Cell ID subject for warning message broadcast. Value is 65535. |
| maxnoofTAIforWarning   | Maximum no. of TAI subject for warning message broadcast. Value is 65535.     |
| maxnoofEmergencyAreaID | Maximum no. of Emergency Area ID subject for warning message                  |



|                  |  |
|------------------|--|
|                  | broadcast. Value is 65535.                                       |
| maxnoofCellinTAI | Maximum no. of Cell ID within a TAI. Value is 65535.             |
| maxnoofCellinEAI | Maximum no. of Cell ID within an Emergency Area. Value is 65535. |

### 9.2.1.71 Number of Broadcasts

The *Number of Broadcasts* IE indicates the number of times that a particular message has been broadcast in a given warning area.

| IE/Group Name        | Presence | Range | IE Type and Reference | Semantics Description   |
|----------------------|----------|-------|-----------------------|---|
| Number of Broadcasts | M        |       | INTEGER(0..65535)     | This IE is set to '0' if valid results are not known or not available. It is set to 65535 if the counter results have overflowed. |

### 9.2.1.72 Concurrent Warning Message Indicator

The *Concurrent Warning Message Indicator* IE indicates to eNB that the received warning message is a new message to be scheduled for concurrent broadcast with any other ongoing broadcast of warning messages.

| IE/Group Name                        | Presence | Range | IE Type and Reference | Semantics Description  |
|--------------------------------------|----------|-------|-----------------------|--|
| Concurrent Warning Message Indicator | M        |       | ENUMERATED(true)      | This IE is used to identify a PWS type warning system which allows the broadcast of multiple concurrent warning messages over the radio. |

### 9.2.1.73 CSG Membership Status

This element indicates the membership status of the UE to a particular CSG.

| IE/Group Name         | Presence | Range | IE type and reference           | Semantics description |
|-----------------------|----------|-------|---------------------------------|-----------------------|
| CSG Membership Status | M        |       | ENUMERATED (member, not-member) |                       |

### 9.2.1.74 Cell Access Mode

This element indicates the access mode of the cell accessed by the UE.

| IE/Group Name    | Presence | Range | IE type and reference    | Semantics description |
|------------------|----------|-------|--------------------------|-----------------------|
| Cell Access Mode | M        |       | ENUMERATED (hybrid, ...) |                       |

### 9.2.1.75 Extended Repetition Period

The *Extended Repetition Period* IE indicates the periodicity of the warning message to be broadcast.

| IE/Group Name              | Presence | Range | IE Type and Reference        | Semantics Description   |
|----------------------------|----------|-------|------------------------------|---|
| Extended Repetition Period | M        |       | INTEGER (4096.. $2^{17}-1$ ) | The <i>Extended Repetition Period</i> IE is used if the Repetition Period has a value larger than 4095.<br>Unit [second]. |



### 9.2.1.76 Data Forwarding Not Possible

This information element indicates that the MME decided that the corresponding E-RAB bearer will not be subject to data forwarding.

| IE/Group Name                | Presence | Range | IE type and reference                             | Semantics description |
|------------------------------|----------|-------|---|-----------------------|
| Data Forwarding Not Possible | M        |       | ENUMERATED<br>(Data forwarding not possible, ...) |                       |

### 9.2.1.77 PS Service Not Available

This IE indicates that the UE is not available for the PS service in the target cell in case of SRVCC to GERAN.

| IE/Group Name            | Presence | Range | IE type and reference                      | Semantics description |
|--------------------------|----------|-------|--|-----------------------|
| PS Service Not Available | M        |       | ENUMERATED (PS service not Available, ...) |                       |

### 9.2.1.78 Paging Priority

This element indicates the paging priority for paging a UE.

| IE/Group Name   | Presence | Range | IE type and reference  | Semantics description                            |
|-----------------|----------|-------|--|--|
| Paging Priority | M        |       | ENUMERATED<br>(PrioLevel1,<br>PrioLevel2,<br>PrioLevel3,<br>PrioLevel4,<br>PrioLevel5,<br>PrioLevel6,<br>PrioLevel7,<br>PrioLevel8, ...) | Lower value codepoint indicates higher priority. |

### 9.2.1.79 Relay Node Indicator

This element indicates a relay node.

| IE/Group Name        | Presence | Range | IE type and reference     | Semantics description |
|----------------------|----------|-------|---------------------------|-----------------------|
| Relay Node Indicator | M        |       | ENUMERATED<br>(true, ...) |                       |

### 9.2.1.80 Correlation ID

This information element is the GTP Tunnel Endpoint Identifier or GRE key to be used for the user plane transport between eNB and the L-GW described in TS 23.401 [11].

| IE/Group Name  | Presence | Range | IE type and reference     | Semantics description |
|----------------|----------|-------|---------------------------|-----------------------|
| Correlation ID | M        |       | OCTET STRING<br>(SIZE(4)) |                       |



## 9.2.1.81 MDT Configuration

The IE defines the MDT configuration parameters.

| IE/Group Name                   | Presence | Range                             | IE type and reference  | Semantics description   | Criticality | Assigned Criticality |
|---------------------------------|----------|-----------------------------------|--|---|-------------|----------------------|
| MDT Activation                  | M        |                                   | ENUMERATED<br>(Immediate MDT only, Logged MDT only, Immediate MDT and Trace,..., Logged MBSFN MDT) |   | -           | -                    |
| CHOICE <i>Area Scope of MDT</i> | M        |                                   |  |   | -           | -                    |
| > <i>Cell based</i>             |          |                                   |  |   |             | -                    |
| >> <b>Cell ID List for MDT</b>  |          | 1 ..<br><maxnoof<br>CellIDforMDT> |  |   |             | -                    |
| >>>E-CGI                        | M        |                                   | 9.2.1.38   |   | -           | -                    |
| > <i>TA based</i>               |          |                                   |  |   |             | -                    |
| >> <b>TA List for MDT</b>       |          | 1 ..<br><maxnoof<br>TAforMDT<br>> |  |   |             | -                    |
| >>>TAC                          | M        |                                   | 9.2.3.7  | The TAI is derived using the current serving PLMN.  | -           | -                    |
| > <i>PLMN Wide</i>              |          |                                   | NULL   |   | -           | -                    |
| > <i>TAI based</i>              |          |                                   |  |   | -           | -                    |
| >> <b>TAI List for MDT</b>      |          | 1 ..<br><maxnoof<br>TAforMDT<br>> |  |   | -           | -                    |
| >>>TAI                          | M        |                                   | 9.2.3.16   |   | -           | -                    |
| CHOICE <i>MDT Mode</i>          | M        |                                   |  |   | -           | -                    |
| > <i>Immediate MDT</i>          |          |                                   |  |   |             | -                    |
| >>Measurements to Activate      | M        |                                   | BITSTRING<br>(SIZE(8))   | Each position in the bitmap indicates a MDT measurement, as defined in TS 37.320 [31].<br>First Bit = M1,<br>Second Bit= M2,<br>Third Bit = M3,<br>Fourth Bit = M4,<br>Fifth Bit = M5,<br>Sixth Bit = logging of M1 from event triggered measurement reports according to existing RRM configuration,<br>Seventh Bit = M6,<br>Eighth Bit = M7.<br>Value "1" indicates "activate" and value "0" indicates "do not activate". | -           | -                    |
| >>M1 Reporting Trigger          | M        |                                   | ENUMERATED<br>(periodic, A2event-  | This IE shall be ignored if the <i>Measurements to</i>  | -           | -                    |



| IE/Group Name              | Presence         | Range | IE type and reference   | Semantics description   | Criticality | Assigned Criticality |
|----------------------------|------------------|-------|---|---|-------------|----------------------|
|                            |                  |       | triggered, ..., A2event-triggered periodic)   | <i>Activate</i> IE has the first bit set to "0".  |             |                      |
| >>M1 Threshold Event A2    | C-ifM1A2trigger  |       |   | Included in case of event-triggered or event-triggered periodic reporting for measurement M1.   | -           | -                    |
| >>>CHOICE Threshold        | M                |       |   |   | -           | -                    |
| >>>>RSRP                   |                  |       |   |   |             | -                    |
| >>>>>Threshold RSRP        | M                |       | INTEGER (0..97)   | Corresponds to the <i>thresholdRSRP</i> in the <i>ThresholdEUTRA</i> IE as defined in TS 36.331 [16].   | -           | -                    |
| >>>>RSRQ                   |                  |       |   |   |             | -                    |
| >>>>>Threshold RSRQ        | M                |       | INTEGER (0..34)   | Corresponds to the <i>thresholdRSRQ</i> in the <i>ThresholdEUTRA</i> IE as defined in TS 36.331 [16].   | -           | -                    |
| >>M1 Periodic reporting    | C-ifperiodic MDT |       |   | Included in case of periodic or event-triggered periodic reporting for measurement M1.  | -           | -                    |
| >>>Report interval         | M                |       | ENUMERATED (ms120, ms240, ms480, ms640, ms1024, ms2048, ms5120, ms10240, min1, min6, min12, min30, min60) | Corresponds to the <i>ReportInterval</i> IE as is defined in TS 36.331 [16].  | -           | -                    |
| >>>Report amount           | M                |       | ENUMERATED (1, 2, 4, 8, 16, 32, 64, infinity)   | Number of reports.  | -           | -                    |
| >>M3 Configuration         | C-ifM3           |       | 9.2.1.86  |   | YES         | ignore               |
| >>M4 Configuration         | C-ifM4           |       | 9.2.1.87  |   | YES         | ignore               |
| >>M5 Configuration         | C-ifM5           |       | 9.2.1.88  |   | YES         | ignore               |
| >>MDT Location Information | O                |       | BITSTRING(SIZE(8))  | Each position in the bitmap represents requested location information as defined in TS 37.320 [31]. First Bit = GNSS Second Bit = E-CID information. Other bits are reserved for future use and are ignored if received. Value "1" indicates "activate" and value "0" indicates | YES         | ignore               |



| IE/Group Name                              | Presence | Range | IE type and reference   | Semantics description   | Criticality | Assigned Criticality |
|--|----------|-------|---|---|-------------|----------------------|
|  |          |       |   | “do not activate”.<br><br>The eNB shall ignore the first bit unless the <i>Measurements to Activate</i> IE has the first bit or the sixth bit set to “1”. |             |                      |
| >>M6 Configuration                         | C-ifM6   |       | 9.2.1.101   |   | YES         | ignore               |
| >>M7 Configuration                         | C-ifM7   |       | 9.2.1.102   |   | YES         | ignore               |
| >>Bluetooth Measurement Configuration      | O        |       | 9.2.1.137   |   | YES         | ignore               |
| >>WLAN Measurement Configuration           | O        |       | 9.2.1.138   |   | YES         | ignore               |
| >>Sensor Measurement Configuration         | O        |       | 9.2.1.166   |   | YES         | ignore               |
| >Logged MDT                                |          |       |   |   |             | -                    |
| >>Logging interval                         | M        |       | ENUMERATED (ms1280, ms2560, ms5120, ms10240, ms20480, ms30720, ms40960 and ms61440) | Corresponds to the <i>LoggingInterval</i> IE as defined in TS 36.331 [16].  | -           | -                    |
| >>Logging duration                         | M        |       | ENUMERATED (m10, m20, m40, m60, m90 and m120)                                       | Corresponds to the <i>LoggingDuration</i> IE as defined in TS 36.331 [16].  | -           | -                    |
| >>Bluetooth Measurement Configuration      | O        |       | 9.2.1.137   |   | YES         | ignore               |
| >>WLAN Measurement Configuration           | O        |       | 9.2.1.138   |   | YES         | ignore               |
| >>CHOICE Report Type                       | O        |       |   |   | YES         | ignore               |
| >>>Periodical                              |          |       | NULL  |   |             |                      |
| >>>Event Triggered                         |          |       |   |   |             |                      |
| >>>>Event Trigger Logged MDT Configuration | M        |       | 9.2.1.165   |   |             |                      |
| >>Sensor Measurement Configuration         | O        |       | 9.2.1.166   |   | YES         | ignore               |
| >Logged MBSFN MDT                          |          |       |   |   | YES         | ignore               |
| >>Logging interval                         | M        |       | ENUMERATED (ms1280, ms2560, ms5120, ms10240, ms20480, ms30720, ms40960 and ms61440) | Corresponds to the <i>LoggingInterval</i> IE as defined in TS 36.331 [16].  | -           | -                    |
| >>Logging duration                         | M        |       | ENUMERATED (m10, m20,   | Corresponds to the  | -           | -                    |



| IE/Group Name                  | Presence | Range | IE type and reference      | Semantics description                                      | Criticality | Assigned Criticality |
|--------------------------------|----------|-------|----------------------------|--|-------------|----------------------|
|                                |          |       | m40, m60, m90 and m120)    | <i>LoggingDuration</i> IE as is defined in TS 36.331 [16]. |             |                      |
| >>MBSFN-ResultToLog            | O        |       | MBSFN-ResultToLog 9.2.1.94 |  | -           | -                    |
| Signalling based MDT PLMN List | O        |       | MDT PLMN List 9.2.1.89     |  | YES         | ignore               |

| Range bound         | Explanation  |
|---------------------|--|
| maxnoofCellIDforMDT | Maximum no. of Cell ID subject for MDT scope. Value is 32. |
| maxnoofTAforMDT     | Maximum no. of TA subject for MDT scope. Value is 8.       |

| Condition     | Explanation  |
|---------------|--|
| ifM1A2trigger | This IE shall be present if the <i>Measurements to Activate</i> IE has the first bit set to “1” and the <i>M1 Reporting Trigger</i> IE is set to “A2event-triggered” or to “A2event-triggered periodic”. |
| ifperiodicMDT | This IE shall be present if the <i>M1 Reporting Trigger</i> IE is set to “periodic”, or to “A2event-triggered periodic”.   |
| ifM3          | This IE shall be present if the <i>Measurements to Activate</i> IE has the third bit set to “1”.   |
| ifM4          | This IE shall be present if the <i>Measurements to Activate</i> IE has the fourth bit set to “1”.  |
| ifM5          | This IE shall be present if the <i>Measurements to Activate</i> IE has the fifth bit set to “1”.   |
| ifM6          | This IE shall be present if the <i>Measurements to Activate</i> IE has the seventh bit set to “1”.   |
| ifM7          | This IE shall be present if the <i>Measurements to Activate</i> IE has the eighth bit set to “1”.  |

### 9.2.1.82 MME Relay Support Indicator

This element is set by the MME to advertise its support of Relay functionalities.

| IE/Group Name               | Presence | Range | IE type and reference  | Semantics description |
|-----------------------------|----------|-------|------------------------|-----------------------|
| MME Relay Support Indicator | M        |       | ENUMERATED (true, ...) |                       |

### 9.2.1.83 Management Based MDT Allowed

This information element is used by the eNB to allow selection of the UE for management based MDT as described in TS 32.422 [10].

| IE/Group Name                | Presence | Range | IE type and reference     | Semantics description |
|------------------------------|----------|-------|---------------------------|-----------------------|
| Management Based MDT Allowed | M        |       | ENUMERATED (Allowed, ...) |                       |

### 9.2.1.84 GW Context Release Indication

This information element is set by the eNB to provide an indication that the MME may release any resources related to the signalled S1 UE context (see TS 36.300 [14]).

| IE/Group Name                 | Presence | Range | IE type and reference  | Semantics description   |
|-------------------------------|----------|-------|------------------------|---|
| GW Context Release Indication | M        |       | ENUMERATED (true, ...) | This IE indicates to the MME that the eNB has successfully performed an X2 HO for the UE to a target eNB. |

### 9.2.1.85 Voice Support Match Indicator



This information element is set by the eNB to provide an indication whether the UE radio capabilities are compatible with the network configuration for voice continuity.

| IE/Group Name                 | Presence | Range | IE type and reference                     | Semantics description |
|-------------------------------|----------|-------|---|-----------------------|
| Voice Support Match Indicator | M        |       | ENUMERATED (Supported, Not Supported ...) |                       |

### 9.2.1.86 M3 Configuration

This IE defines the parameters for M3 measurement collection.

| IE/Group Name        | Presence | Range | IE type and reference   | Semantics description |
|----------------------|----------|-------|---|-----------------------|
| M3 Collection Period | M        |       | ENUMERATED (ms100, ms1000, ms10000, ..., ms1024, ms1280, ms2048, ms2560, ms5120, ms10240, min1) |                       |

### 9.2.1.87 M4 Configuration

This IE defines the parameters for M4 measurement collection.

| IE/Group Name        | Presence | Range | IE type and reference  | Semantics description | Criticality | Assigned Criticality |
|----------------------|----------|-------|--|-----------------------|-------------|----------------------|
| M4 Collection Period | M        |       | ENUMERATED (ms1024, ms2048, ms5120, ms10240, min1, ...)      |                       | -           |                      |
| M4 Links to log      | M        |       | ENUMERATED (uplink, downlink, both-uplink-and-downlink, ...) |                       | -           |                      |
| M4 Report Amount     | O        |       | ENUMERATED (1, 2, 4, 8, 16, 32, 64, infinity,...)            |                       | Yes         | ignore               |

### 9.2.1.88 M5 Configuration

This IE defines the parameters for M5 measurement collection.

| IE/Group Name        | Presence | Range | IE type and reference  | Semantics description | Criticality | Assigned Criticality |
|----------------------|----------|-------|--|-----------------------|-------------|----------------------|
| M5 Collection Period | M        |       | ENUMERATED (ms1024, ms2048, ms5120, ms10240, min1, ...)      |                       | -           |                      |
| M5 Links to log      | M        |       | ENUMERATED (uplink, downlink, both-uplink-and-downlink, ...) |                       | -           |                      |
| M5 Report Amount     | O        |       | ENUMERATED (1, 2, 4, 8, 16, 32, 64, infinity,...)            |                       | Yes         | ignore               |

### 9.2.1.89 MDT PLMN List



The purpose of the *MDT PLMN List* IE is to provide the list of PLMN allowed for MDT.

| IE/Group Name        | Presence | Range                             | IE type and reference | Semantics description |
|----------------------|----------|-----------------------------------|-----------------------|-----------------------|
| <b>MDT PLMN List</b> |          | <i>1..&lt;maxnoofMDTPLMNs&gt;</i> |                       |                       |
| >PLMN Identity       | M        |                                   | 9.2.3.8               |                       |

| Range bound     | Explanation   |
|-----------------|---|
| maxnoofMDTPLMNs | Maximum no. of PLMNs in the MDT PLMN list. Value is 16. |

### 9.2.1.90 COUNT Value Extended

This IE contains a PDCP sequence number and a hyper frame number in case of 15 bit long PDCP-SN.

| IE/Group Name    | Presence | Range | IE type and reference | Semantics description | Criticality | Assigned Criticality |
|------------------|----------|-------|-----------------------|-----------------------|-------------|----------------------|
| PDCP-SN Extended | M        |       | INTEGER (0..32767)    |                       | -           | -                    |
| HFN Modified     | M        |       | INTEGER (0..131071)   |                       | -           | -                    |

### 9.2.1.91 Kill-all Warning Messages Indicator

The *Kill-all Warning Messages Indicator* IE indicates to the eNB to stop all already ongoing broadcast of warning messages in the eNB or in an area.

| IE/Group Name                      | Presence | Range | IE Type and Reference | Semantics Description |
|------------------------------------|----------|-------|-----------------------|-----------------------|
| Kill-all Warning Message Indicator | M        |       | ENUMERATED(true)      |                       |

### 9.2.1.92 LHN ID

The *LHN ID* IE is used to indicate the LHN ID of the eNB, as defined in TS 23.003 [21].

| IE/Group Name         | Presence | Range | IE Type and Reference         | Semantics Description              |
|-----------------------|----------|-------|-------------------------------|------------------------------------|
| Local Home Network ID | M        |       | OCTET STRING (SIZE (32..256)) | Identifies the Local Home Network. |

### 9.2.1.93 User Location Information

This IE provides location information of a UE.

| IE/Group Name                    | Presence | Range | IE Type and Reference | Semantics Description   | Criticality | Assigned Criticality |
|----------------------------------|----------|-------|-----------------------|---|-------------|----------------------|
| <b>User Location Information</b> |          |       |                       |   | –           | –                    |
| >E-UTRAN CGI                     | M        |       | 9.2.1.38              |   | –           | –                    |
| >TAI                             | M        |       | 9.2.3.16              | In NTN, this IE is used to indicate the single broadcast TAC. This IE shall be ignored if the <i>LTE NTN TAI Information</i> IE is present. | –           | –                    |
| >PSCell Information              | O        |       | 9.2.1.141             |   | YES         | ignore               |



|                          |   |  |          |  |     |        |
|--------------------------|---|--|----------|--|-----|--------|
| >LTE NTN TAI Information | O |  | 9.2.3.56 |  | YES | ignore |
|--------------------------|---|--|----------|--|-----|--------|

#### 9.2.1.94 MBSFN-ResultToLog

This IE provides information on the MBMS area in which the MBSFN MDT result is logged.

| IE/Group Name            | Presence | Range                                 | IE Type and Reference | Semantics Description |
|--------------------------|----------|---------------------------------------|-----------------------|-----------------------|
| <b>MBSFN-ResultToLog</b> |          | <i>1..&lt;maxnoofMBSFNAreaMDT&gt;</i> |                       |                       |
| >MBSFN-Areald            | O        |                                       | INTEGER (0..255)      |                       |
| >CarrierFreq             | M        |                                       | EARFCN 9.2.1.95       |                       |

| Range bound         | Explanation  |
|---------------------|--|
| maxnoofMBSFNAreaMDT | Maximum number of MBSFN areas configured for logged MBSFN MDT. Value is 8. |

#### 9.2.1.95 EARFCN

The E-UTRA Absolute Radio Frequency Channel Number defines the carrier frequency used in a cell for a given direction (UL or DL) in FDD or for both UL and DL directions in TDD.

| IE/Group Name | Presence | Range | IE Type and Reference         | Semantics Description   |
|---------------|----------|-------|-------------------------------|---|
| EARFCN        | M        |       | INTEGER (0 .. maxEARFCN, ...) | The relation between EARFCN and carrier frequency (in MHz) are defined in TS 36.104 [39]. |

| Range bound | Explanation                                |
|-------------|--|
| maxEARFCN   | Maximum value of EARFCNs. Value is 262143. |

#### 9.2.1.96 Expected UE Behaviour

This IE defines the behaviour of a UE with predictable activity and/or mobility behaviour, to assist the eNB in determining the optimum RRC connection time.

| IE/Group Name                  | Presence | Range | IE type and reference   | Semantics description   |
|--------------------------------|----------|-------|---|---|
| Expected UE Activity Behaviour | O        |       | 9.2.1.97  |   |
| Expected HO Interval           | O        |       | ENUMERATED (sec15, sec30, sec60, sec90, sec120, sec180, long-time, ...) | Indicates the expected time interval between inter-eNB handovers. If "long-time" is included, the interval between inter-eNB handovers is expected to be longer than 180 seconds. |

#### 9.2.1.97 Expected UE Activity Behaviour

Indicates information about the expected "UE activity behaviour" as defined in TS 23.401 [11].



| IE/Group Name                               | Presence | Range | IE type and reference                                     | Semantics description   |
|---|----------|-------|---|---|
| Expected Activity Period                    | O        |       | INTEGER<br>(1..30 40 50 60 80 100 120 150 180 181, ...)   | If this IE is set to "181" the expected activity time is longer than 180 seconds.<br>The remaining values indicate the expected activity time in [seconds].   |
| Expected Idle Period                        | O        |       | INTEGER<br>(1..30 40 50 60 80 100 120 150 180 181, ...)   | If this IE is set to "181" the expected idle time is longer than 180 seconds.<br>The remaining values indicate the expected idle time in [seconds].   |
| Source of UE Activity Behaviour Information | O        |       | ENUMERATED<br>(subscription information, statistics, ...) | If "subscription information" is indicated, the information contained in the <i>Expected Activity Period</i> IE and the <i>Expected Idle Period</i> IE, if present, is derived from subscription information.<br>If "statistics" is indicated, the information contained in the <i>Expected Activity Period</i> IE and the <i>Expected Idle Period</i> IE, if present, is derived from statistical information. |

### 9.2.1.98 UE Radio Capability for Paging

This IE contains paging specific UE Radio Capability information.

| IE/Group Name                  | Presence | Range | IE Type and Reference | Semantics Description   |
|--------------------------------|----------|-------|-----------------------|---|
| UE Radio Capability for Paging | M        |       | OCTET STRING          | Includes either the <i>UERadioPagingInformation</i> message as defined in 10.2.2 of TS 36.331 [16], or the <i>UERadioPagingInformation-NB</i> message as defined in 10.6.2 of TS 36.331 [16]. |

### 9.2.1.99 ProSe Authorized

This IE provides information on the authorization status of the UE for ProSe services.

| IE/Group Name                | Presence | Range | IE type and reference                           | Semantics description  | Criticality | Assigned Criticality |
|------------------------------|----------|-------|---|--|-------------|----------------------|
| ProSe Direct Discovery       | O        |       | ENUMERATED<br>(authorized, not authorized, ...) | Indicates whether the UE is authorized for ProSe Direct Discovery          | -           | -                    |
| ProSe Direct Communication   | O        |       | ENUMERATED<br>(authorized, not authorized, ...) | Indicates whether the UE is authorized for ProSe Direct Communication      | -           | -                    |
| ProSe UE-to-Network Relaying | O        |       | ENUMERATED<br>(authorized, not authorized, ...) | Indicates whether the UE is authorized to act as ProSe UE-to-Network Relay | YES         | ignore               |



### 9.2.1.100 COUNT Value for PDCP SN Length 18

This IE contains a PDCP sequence number and a hyper frame number in case of 18 bit long PDCP-SN.

| IE/Group Name             | Presence | Range | IE type and reference | Semantics description | Criticality | Assigned Criticality |
|---------------------------|----------|-------|-----------------------|-----------------------|-------------|----------------------|
| PDCP-SN Length 18         | M        |       | INTEGER (0..262143)   |                       | -           | -                    |
| HFN for PDCP-SN Length 18 | M        |       | INTEGER (0..16383)    |                       | -           | -                    |

### 9.2.1.101 M6 Configuration

This IE defines the parameters for M6 measurement collection.

| IE/Group Name      | Presence | Range | IE type and reference   | Semantics description | Criticality | Assigned Criticality |
|--------------------|----------|-------|---|-----------------------|-------------|----------------------|
| M6 Report Interval | M        |       | ENUMERATED (ms1024, ms2048, ms5120, ms10240, ...)   |                       | -           |                      |
| M6 Delay Threshold | C-ifUL   |       | ENUMERATED (ms30, ms40, ms50, ms60, ms70, ms80, ms90, ms100, ms150, ms300, ms500, ms750, ...) |                       | -           |                      |
| M6 Links to log    | M        |       | ENUMERATED (uplink, downlink, both-uplink-and-downlink, ...)                                  |                       | -           |                      |
| M6 Report Amount   | O        |       | ENUMERATED (1, 2, 4, 8, 16, 32, 64, infinity,...)   |                       | Yes         | ignore               |

| Condition | Explanation  |
|-----------|--|
| ifUL      | This IE shall be present if the <i>M6 Links to log</i> IE is set to "uplink" or to "both-uplink-and-downlink". |

### 9.2.1.102 M7 Configuration

This IE defines the parameters for M7 measurement collection.

| IE/Group Name        | Presence | Range | IE type and reference  | Semantics description | Criticality | Assigned Criticality |
|----------------------|----------|-------|--|-----------------------|-------------|----------------------|
| M7 Collection Period | M        |       | INTEGER (1..60, ...)   | Unit: minutes         | -           |                      |
| M7 Links to log      | M        |       | ENUMERATED (uplink, downlink, both-uplink-and-downlink, ...) |                       | -           |                      |
| M7 Report Amount     | O        |       | ENUMERATED (1, 2, 4, 8, 16, 32, 64, infinity,...)            |                       | Yes         | ignore               |

### 9.2.1.103 Assistance Data for Paging

This IE provides assistance information for paging optimisation.

| IE/Group Name       | Presence | Range | IE type and reference | Semantics description |
|---------------------|----------|-------|-----------------------|-----------------------|
| Assistance Data for | O        |       | 9.2.1.104             |                       |



|                                    |   |  |           |  |
|------------------------------------|---|--|-----------|--|
| Recommended Cells                  |   |  |           |  |
| Assistance Data for CE capable UEs | O |  | 9.2.1.108 |  |
| Paging Attempt Information         | O |  | 9.2.1.110 |  |

### 9.2.1.104 Assistance Data for Recommended Cells

This IE provides assistance information for paging in recommended cells.

| IE/Group Name                | Presence | Range | IE type and reference | Semantics description |
|------------------------------|----------|-------|-----------------------|-----------------------|
| Recommended Cells for Paging | M        |       | 9.2.1.106             |                       |

### 9.2.1.105 Information on Recommended Cells and eNBs for Paging

This IE provides information on recommended cells and eNBs for paging.

| IE/Group Name                | Presence | Range | IE type and reference | Semantics description |
|------------------------------|----------|-------|-----------------------|-----------------------|
| Recommended Cells for Paging | M        |       | 9.2.1.106             |                       |
| Recommended eNBs for Paging  | M        |       | 9.2.1.107             |                       |

### 9.2.1.106 Recommended Cells for Paging

This IE contains the recommended cells for paging.

This IE is transparent to the EPC.

| IE/Group Name                        | Presence | Range                             | IE Type and Reference | Semantics Description  |
|--------------------------------------|----------|-----------------------------------|-----------------------|--|
| <b>Recommended Cell List</b>         |          | 1                                 |                       |  |
| <b>&gt;Recommended Cell Item IEs</b> |          | 1 ..<br><maxnoofRecommendedCells> |                       | Includes visited and non-visited cells, where visited cells are listed in the order the UE visited them with the most recent cell being the first in the list. Non-visited cells are included immediately after the visited cell they are associated with. |
| >>E-UTRAN CGI                        | M        |                                   | 9.2.1.38              |  |
| >>Time Stayed in Cell                | O        |                                   | INTEGER (0..4095)     | This is included for visited cells and indicates the time a UE stayed in a cell in seconds. If the UE stays in a cell more than 4095 seconds, this IE is set to 4095.  |

| Range bound             | Explanation  |
|-------------------------|--|
| maxnoofRecommendedCells | Maximum no. of recommended Cells, the maximum value is 16. |

### 9.2.1.107 Recommended eNBs for Paging

This IE contains recommended targets for paging.

| IE/Group Name | Presence | Range | IE Type and Reference | Semantics Description |
|---------------|----------|-------|-----------------------|-----------------------|
|---------------|----------|-------|-----------------------|-----------------------|



| Recommended eNB List       |   |                               |          |   |
|----------------------------|---|-------------------------------|----------|---|
| >Recommended eNB Item IEs  |   | 1 .. <maxnoofRecommendedeNBs> |          | Includes visited and non-visited eNBs, where visited eNBs are listed in the order the UE visited them with the most recent eNB being the first in the list. Non-visited eNBs are included after the visited eNB they are associated with. |
| >>Choice MME Paging Target |   |                               |          | The MME paging target is either an eNB identity or a TAI as specified in TS 36.300 [14].  |
| >>>eNB                     |   |                               |          |   |
| >>>>Global eNB ID          | M |                               | 9.2.1.37 |   |
| >>>TAI                     |   |                               |          |   |
| >>>>TAI                    | M |                               | 9.2.3.16 |   |

| Range bound            | Explanation   |
|------------------------|---|
| maxnoofRecommendedeNBs | Maximum no. of recommended eNBs, the maximum value is 16. |

### 9.2.1.108 Assistance Data for CE capable UEs

This IE provides information for paging for CE capable UEs.

| IE/Group Name                                  | Presence | Range | IE type and reference | Semantics description |
|--|----------|-------|-----------------------|-----------------------|
| Cell Identifier and Coverage Enhancement Level | M        |       | 9.2.1.109             |                       |

### 9.2.1.109 Cell Identifier and Coverage Enhancement Level

This IE provides information for paging CE capable UEs.

| IE/Group Name              | Presence | Range | IE type and reference   | Semantics description   |
|----------------------------|----------|-------|-------------------------|---|
| Global Cell ID             | M        |       | E-UTRAN CGI<br>9.2.1.38 |   |
| Coverage Enhancement Level | M        |       | OCTET STRING            | Includes either the <i>UEPagingCoverageInformation</i> message as defined in 10.2.2 of TS 36.331 [16], or the <i>UEPagingCoverageInformation-NB</i> message as defined in 10.6.2 of TS 36.331 [16]. |

### 9.2.1.110 Paging Attempt Information

This IE includes information related to the paging count over S1.

| IE/Group Name                      | Presence | Range | IE type and reference           | Semantics description   |
|------------------------------------|----------|-------|---------------------------------|---|
| Paging Attempt Count               | M        |       | INTEGER (1..16,...)             | Shall be set as specified in TS 36.300 [14].  |
| Intended Number of Paging Attempts | M        |       | INTEGER (1..16,...)             | Intended number of paging attempts (see TS 36.300 [14]).  |
| Next Paging Area Scope             | O        |       | ENUMERATED (same, changed, ...) | Indicates whether the paging area scope will change or not at next paging attempt. Usage specified in TS 36.300 [14]. |



### 9.2.1.111 Paging eDRX Information

This IE indicates the Paging eDRX parameters as defined in TS 36.304 [20].

| IE/Group Name      | Presence | Range | IE type and reference   | Semantics description  |
|--------------------|----------|-------|---|--|
| Paging eDRX Cycle  | M        |       | ENUMERATED (hfhalf, hf1, hf2, hf4, hf6, hf8, hf10, hf12, hf14, hf16, hf32, hf64, hf128, hf256, ...) | T <sub>eDRX</sub> defined in TS 36.304 [20].<br>Unit: [number of hyperframes]. |
| Paging Time Window | O        |       | ENUMERATED (s1, s2, s3, s4, s5, s6, s7, s8, s9, s10, s11, s12, s13, s14, s15, s16, ...)             | Unit: [1.28 second].   |

### 9.2.1.112 UE Retention Information

This information element allows the eNB and the MME to indicate whether prior UE related contexts and signalling connections are intended to be retained.

| IE/Group Name            | Presence | Range | IE type and reference         | Semantics description |
|--------------------------|----------|-------|-------------------------------|-----------------------|
| UE Retention Information | M        |       | ENUMERATED (ues-retained,...) |                       |

### 9.2.1.113 UE User Plane Clot Support Indicator

This IE indicates whether User Plane Clot EPS Optimisation as specified in TS 23.401 [11] is supported for the UE.

| IE/Group Name                        | Presence | Range | IE type and reference       | Semantics description |
|--------------------------------------|----------|-------|-----------------------------|-----------------------|
| UE User Plane Clot Support Indicator | M        |       | ENUMERATED (supported, ...) |                       |

### 9.2.1.114 NB-IoT Default Paging DRX

This IE indicates the NB-IoT Default Paging DRX as defined in TS 36.304 [20].

| IE/Group Name             | Presence | Range | IE type and reference                | Semantics description         |
|---------------------------|----------|-------|--------------------------------------|-------------------------------|
| NB-IoT Default Paging DRX | M        |       | ENUMERATED(128, 256, 512, 1024, ...) | Unit: [number of radioframes] |

### 9.2.1.115 NB-IoT Paging eDRX Information

This IE indicates the NB-IoT Paging eDRX parameters as defined in TS 36.304 [20].

| IE/Group Name             | Presence | Range | IE type and reference   | Semantics description  |
|---------------------------|----------|-------|---|--|
| NB-IoT Paging eDRX Cycle  | M        |       | ENUMERATED (hf2, hf4, hf6, hf8, hf10, hf12, hf14, hf16, hf32, hf64, hf128, hf256, hf512, hf1024, ...) | T <sub>eDRX</sub> defined in TS 36.304 [20].<br>Unit: [number of hyperframes]. |
| NB-IoT Paging Time Window | O        |       | ENUMERATED (s1, s2, s3, s4, s5, s6,   | Unit: [2.56 seconds]   |



|  |  |  |   |  |
|--|--|--|---|--|
|  |  |  | s7, s8, s9, s10, s11, s12, s13, s14, s15, s16, ...) |  |
|--|--|--|---|--|

### 9.2.1.116 Bearer Type

This IE is used to support Non-IP data as specified in TS 23.401 [11].

| IE/Group Name | Presence | Range | IE type and reference    | Semantics description |
|---------------|----------|-------|--------------------------|-----------------------|
| Bearer Type   | M        |       | ENUMERATED (non IP, ...) |                       |

### 9.2.1.117 RAT Type

This element is provided by the eNB to inform about the RAT Type.

| IE/Group Name | Presence | Range | IE type and reference  | Semantics description |
|---------------|----------|-------|--|-----------------------|
| RAT Type      | M        |       | ENUMERATED (NB-IOT, ..., NBloT-LEO, NBloT-MEO, NBloT-GEO, NBloT-OTHERSAT, EUTRAN-LEO, EUTRAN-MEO, EUTRAN-GEO, EUTRAN-OTHERSAT) |                       |

### 9.2.1.118 CE-mode-B Support Indicator

This IE indicates whether CE-mode-B as specified in TS 36.306[41] is supported for the UE.

| IE/Group Name               | Presence | Range | IE type and reference       | Semantics description |
|-----------------------------|----------|-------|-----------------------------|-----------------------|
| CE-mode-B Support Indicator | M        |       | ENUMERATED (supported, ...) |                       |

### 9.2.1.119 SRVCC Operation Not Possible

This element indicates that SRVCC operation is not possible any more.

| IE/Group Name                | Presence | Range | IE type and reference         | Semantics description |
|------------------------------|----------|-------|-------------------------------|-----------------------|
| SRVCC Operation Not Possible | M        |       | ENUMERATED (notPossible, ...) |                       |

### 9.2.1.120 V2X Services Authorized

This IE provides information on the authorization status of the UE to use the sidelink for V2X services.

| IE/Group Name | Presence | Range | IE type and reference                        | Semantics description                                | Criticality | Assigned Criticality |
|---------------|----------|-------|--|--|-------------|----------------------|
| Vehicle UE    | O        |       | ENUMERATED (authorized, not authorized, ...) | Indicates whether the UE is authorized as Vehicle UE | -           | -                    |
| Pedestrian UE | O        |       | ENUMERATED                                   | Indicates whether                                    | -           | -                    |



|  |  |  |                                   |                                       |  |  |
|--|--|--|-----------------------------------|---------------------------------------|--|--|
|  |  |  | (authorized, not authorized, ...) | the UE is authorized as Pedestrian UE |  |  |
|--|--|--|-----------------------------------|---------------------------------------|--|--|

### 9.2.1.121 Served DCNs Items

The Served DCNs Items indicates the relative processing capacity for a DCN-ID in the MME as defined in TS 23.401 [11].

| IE/Group Name            | Presence | Range | IE type and reference          | Semantics description                |
|--------------------------|----------|-------|--------------------------------|--------------------------------------|
| <b>Served DCNs Items</b> |          |       |                                |                                      |
| >DCN ID                  | M        |       | INTEGER (0..65535)             |                                      |
| >Relative DCN Capacity   | M        |       | Relative MME Capacity 9.2.3.17 | Relative capacity per DCN in one MME |

### 9.2.1.122 UE Sidelink Aggregate Maximum Bit Rate

This IE provides information on the Aggregate Maximum Bitrate of the UE's sidelink communication for V2X services.

| IE/Group Name                          | Presence | Range | IE type and reference | Semantics description  |
|--|----------|-------|-----------------------|--|
| UE Sidelink Aggregate Maximum Bit Rate | M        |       | Bit Rate 9.2.1.19     | Value 0 shall be considered as a logical error by the receiving eNB. |

### 9.2.1.123 Enhanced Coverage Restricted

This IE provides information on the restriction information of using Coverage Enhancement.

| IE/Group Name                | Presence | Range | IE type and reference        | Semantics description  | Criticality | Assigned Criticality |
|------------------------------|----------|-------|------------------------------|--|-------------|----------------------|
| Enhanced Coverage Restricted | O        |       | ENUMERATED (restricted, ...) | Indicates whether the UE is restricted to use coverage enhancement. Value "restricted" indicates that the UE is not allowed to use coverage enhancement. | -           | -                    |

### 9.2.1.124 Secondary RAT Usage Report List

This IE provides information on the NR resources used with EN-DC.

| IE/Group Name                   | Presence | Range                | IE type and reference            | Semantics description | Criticality | Assigned Criticality |
|---------------------------------|----------|----------------------|----------------------------------|-----------------------|-------------|----------------------|
| Secondary RAT usage report Item |          | 1 .. <maxnoofE-RABs> |                                  |                       | EACH        | ignore               |
| >E-RAB ID                       | M        |                      | 9.2.1.2                          |                       | -           | -                    |
| >Secondary RAT Type             | M        |                      | ENUMERATED (nR, ..., unlicensed) |                       | -           | -                    |
| >E-RAB Usage Report List        |          | 1                    |                                  |                       | -           | -                    |



| IE/Group Name             | Presence | Range                               | IE type and reference              | Semantics description  | Criticality | Assigned Criticality |
|---------------------------|----------|-------------------------------------|------------------------------------|--|-------------|----------------------|
| >>E-RAB Usage Report Item |          | 1..<br><maxnoof<br>time<br>periods> |                                    |  | EACH        | ignore               |
| >>>Start timestamp        | M        |                                     | OCTET<br>STRING<br>(SIZE(4))       | UTC time encoded in the same format as the first four octets of the 64-bit timestamp format as defined in section 6 of IETF RFC 5905 [42]. It indicates the start time of the collecting period of the included <i>Usage Count UL</i> IE and <i>Usage Count DL</i> IE. | -           | -                    |
| >>>End timestamp          | M        |                                     | OCTET<br>STRING<br>(SIZE(4))       | UTC time encoded in the same format as the first four octets of the 64-bit timestamp format as defined in section 6 of IETF RFC 5905 [42]. It indicates the end time of the collecting period of the included <i>Usage Count UL</i> IE and <i>Usage Count DL</i> IE.   | -           | -                    |
| >>>Usage count UL         | M        |                                     | INTEGER<br>(0..2 <sup>64</sup> -1) | The unit is: octets  | -           | -                    |
| >>>Usage count DL         | M        |                                     | INTEGER<br>(0..2 <sup>64</sup> -1) | The unit is: octets  | -           | -                    |

| Range bound          | Explanation  |
|----------------------|--|
| maxnoofE-RABs        | Maximum no. of E-RABs for one UE. Value is 256.    |
| maxnoof time periods | Maximum no. of time reporting periods. Value is 2. |

### 9.2.1.125 Handover Flag

This IE indicates that the MME should buffer the secondary RAT data usage report since the report is sent due to handover as defined in TS 23.401 [11].

| IE/Group Name | Presence | Range | IE type and reference                        | Semantics description |
|---------------|----------|-------|--|-----------------------|
| Handover Flag | M        |       | ENUMERATED<br>(handover_preparation,<br>...) |                       |

### 9.2.1.126 Extended Bit Rate

This IE indicates the number of bits delivered by E-UTRAN in UL or to E-UTRAN in DL within a period of time, divided by the duration of the period. It is used, for example, to indicate the maximum or guaranteed bit rate for a GBR



bearer, or an aggregated maximum bit rate.

| IE/Group Name     | Presence | Range | IE type and reference                               | Semantics description |
|-------------------|----------|-------|---|-----------------------|
| Extended Bit Rate |          |       | INTEGER<br>(10,000,000,001..4,000,000,000,000, ...) | The unit is: bit/s    |

### 9.2.1.127 NR UE Security Capabilities

This IE defines the supported algorithms for encryption and integrity protection in NR as defined in TS 33.401 [15]. The Security Capabilities received from NAS signaling shall not be modified or truncated when forwarded to eNBs and the eNBs store and send the complete bitmaps without modification or truncation as specified in TS 36.300 [14].

| IE/Group Name                      | Presence | Range | IE type and reference         | Semantics description   |
|------------------------------------|----------|-------|-------------------------------|---|
| NR Encryption Algorithms           | M        |       | BIT STRING<br>(SIZE(16, ...)) | Each position in the bitmap represents an encryption algorithm:<br>"all bits equal to 0" – UE supports no other NR algorithm than NEA0,<br>"first bit" – 128-NEA1,<br>"second bit" – 128-NEA2,<br>"third bit" – 128-NEA3,<br>"fourth to seventh bit" are mapped from bit 4 to bit 1 of octet 3 in the <i>UE Additional Security Capability</i> IE defined in TS 24.301 [24],<br>"eighth to fifteenth bit" are mapped from bit 8 to bit 1 of octet 4 in the <i>UE Additional Security Capability</i> IE defined in TS 24.301 [24]<br>other bits reserved for future use. Value '1' indicates support and value '0' indicates no support of the algorithm.<br>Algorithms are defined in TS 33.401 [15]. |
| NR Integrity Protection Algorithms | M        |       | BIT STRING<br>(SIZE(16, ...)) | Each position in the bitmap represents an integrity protection algorithm:<br>"all bits equal to 0" – UE supports no other NR algorithm than NIA0,<br>"first bit" – 128-NIA1,<br>"second bit" – 128-NIA2,<br>"third bit" – 128-NIA3,<br>"fourth to seventh bit" are mapped from bit 4 to bit 1 of octet 5 in the <i>UE Additional Security Capability</i> IE defined in TS 24.301 [24],<br>"eighth to fifteenth bit" are mapped from bit 8 to bit 1 of octet 6 in the <i>UE Additional Security Capability</i> IE defined in TS 24.301 [24]<br>other bits reserved for future use. Value '1' indicates support and value '0' indicates no support of the algorithm.<br>Algorithms are defined in TS    |



| IE/Group Name | Presence | Range | IE type and reference | Semantics description |
|---------------|----------|-------|-----------------------|-----------------------|
|               |          |       |                       | 33.401 [15].          |

### 9.2.1.128 UE Application layer measurement configuration

The IE defines configuration information for the QoE Measurement Collection (QMC) function.

| IE/Group Name   | Presence | Range                                 | IE type and reference   | Semantics description   | Criticality | Assigned Criticality |
|---|----------|---------------------------------------|---|---|-------------|----------------------|
| Container for application layer measurement configuration | M        |                                       | Octet string (1..1000)  | Indicates application layer measurement configuration, see Annex L in [43]. | -           | -                    |
| CHOICE Area Scope of QMC                                  | M        |                                       |   |   | -           | -                    |
| >Cell based   |          |                                       |   |   |             | -                    |
| >>Cell ID List for QMC                                    |          | 1 ..<br><maxnoof<br>CellIDforQ<br>MC> |   |   |             | -                    |
| >>>E-CGI  | M        |                                       | 9.2.1.38  |   | -           | -                    |
| >TA based   |          |                                       |   |   |             | -                    |
| >>TA List for QMC   |          | 1 ..<br><maxnoof<br>TAforQMC<br>>     |   |   |             | -                    |
| >>>TAC  | M        |                                       | 9.2.3.7   | The TAI is derived using the current serving PLMN.                          | -           | -                    |
| >TAI based  |          |                                       |   |   | -           | -                    |
| >>TAI List for QMC  |          | 1 ..<br><maxnoof<br>TAforQMC<br>>     |   |   | -           | -                    |
| >>>TAI  | M        |                                       | 9.2.3.16  |   | -           | -                    |
| >PLMN area based  |          |                                       |   |   |             | -                    |
| >>PLMN List for QMC                                       |          | 1 ..<br><maxnoof<br>PLMNforQ<br>MC>   |   |   |             | -                    |
| >>>PLMN Identity  | M        |                                       | 9.2.3.8   |   | -           | -                    |
| Service Type  | M        |                                       | ENUMERATED (QMC for streaming service, QMC for MTSI service, ...) | This IE indicates the service type of UE application layer measurements.    | -           | -                    |

| Range bound         | Explanation   |
|---------------------|---|
| maxnoofCellIDforQMC | Maximum no. of Cell ID subject for QMC scope. Value is 32.        |
| maxnoofTAforQMC     | Maximum no. of TA subject for QMC scope. Value is 8.              |
| maxnoofPLMNforQMC   | Maximum no. of PLMNs in the PLMN list for QMC scope. Value is 16. |

### 9.2.1.129 CE-mode-B Restricted

This IE provides information on the restriction information of using Coverage Enhancement Mode B.

| IE/Group Name        | Presence | Range | IE type and reference | Semantics description | Criticality | Assigned Criticality |
|----------------------|----------|-------|-----------------------|-----------------------|-------------|----------------------|
| CE-mode-B Restricted | O        |       | ENUMERATED            | Indicates whether     | -           | -                    |



| IE/Group Name | Presence | Range | IE type and reference           | Semantics description   | Criticality | Assigned Criticality |
|---------------|----------|-------|---------------------------------|---|-------------|----------------------|
|               |          |       | (restricted, not-restricted...) | the UE is restricted to use coverage enhancement. Value "restricted" indicates that the UE is not allowed to use coverage enhancement mode B. Value "not-restricted" indicates that the UE is allowed to use coverage enhancement mode B. |             |                      |

### 9.2.1.130 Packet Loss Rate

This IE indicates the packet loss rate.

| IE/Group Name    | Presence | Range | IE type and reference | Semantics description  | Criticality | Assigned Criticality |
|------------------|----------|-------|-----------------------|--|-------------|----------------------|
| Packet Loss Rate | M        |       | INTEGER(0..1000)      | Ratio of lost packets per number of packets sent, expressed in tenth of percent. | -           | -                    |

### 9.2.1.131 Global RAN Node ID

This IE is used to globally identify an NG-RAN node.

| IE/Group Name             | Presence | Range | IE type and reference     | Semantics description |
|---------------------------|----------|-------|---------------------------|-----------------------|
| CHOICE <i>NG-RAN node</i> | M        |       |                           |                       |
| > <i>gNB</i>              |          |       |                           |                       |
| >>Global gNB ID           | M        |       | 9.2.1.132                 |                       |
| > <i>ng-eNB</i>           |          |       |                           |                       |
| >>Global ng-eNB ID        | M        |       | Global eNB ID<br>9.2.1.37 |                       |

### 9.2.1.132 Global gNB ID

This IE is used to globally identify a gNB (see TS 38.300 [45]).

| IE/Group Name        | Presence | Range | IE type and reference        | Semantics description  |
|----------------------|----------|-------|------------------------------|--|
| PLMN Identity        | M        |       | 9.2.3.8                      |  |
| CHOICE <i>gNB ID</i> | M        |       |                              |  |
| > <i>gNB ID</i>      |          |       |                              |  |
| >>gNB ID             | M        |       | BIT STRING<br>(SIZE(22..32)) | Equal to the leftmost bits of the <i>NR Cell Identity</i> IE contained in the <i>NR CGI</i> IE of each cell served by the gNB. |

### 9.2.1.133 Source NG-RAN Node To Target NG-RAN Node Transparent Container



This IE is used to transparently pass radio related information between the handover source and the handover target through the EPC. This container is used for inter 3GPP RAT handovers from EPS to 5GS.

This IE defined in TS 38.413 [44].

### 9.2.1.134 Target NG-RAN Node To Source NG-RAN Node Transparent Container

This container is used to transparently pass radio related information between the handover target and the handover source through the EPC. This container is used for inter 3GPP RAT handovers from EPS to 5GS.

This IE defined in TS 38.413 [44].

### 9.2.1.135 LTE-M Indication

This element is provided by the eNB to inform that the UE indicates category M1 or M2 in its UE Radio Capability.

| IE/Group Name    | Presence | Range | IE type and reference      | Semantics description |
|------------------|----------|-------|----------------------------|-----------------------|
| LTE-M Indication | M        |       | ENUMERATED<br>(LTE-M, ...) |                       |

### 9.2.1.136 Aerial UE subscription information

This information element is used by the eNB to know if the UE is allowed to use aerial UE function, refer to TS 23.401 [11].

| IE/Group Name                      | Presence | Range | IE type and reference                    | Semantics description |
|------------------------------------|----------|-------|--|-----------------------|
| Aerial UE subscription information | M        |       | ENUMERATED<br>(allowed, not allowed,...) |                       |

### 9.2.1.137 Bluetooth Measurement Configuration

This IE defines the parameters for Bluetooth measurement collection.

| IE/Group Name                                  | Presence | Range                          | IE type and reference           | Semantics description  |
|--|----------|--------------------------------|---------------------------------|--|
| Bluetooth Measurement Configuration            | M        |                                | ENUMERATED<br>(Setup, ...)      |  |
| Bluetooth Measurement Configuration Name List  |          | 0..1                           |                                 | This IE is present if the <i>Bluetooth Measurement Configuration</i> IE is set to "Setup". |
| >Bluetooth Measurement Configuration Name Item |          | 1 ..<br><maxnoofBluetoothName> |                                 |  |
| >>Bluetooth Measurement Configuration Name     | M        |                                | OCTET STRING<br>(SIZE (1..248)) |  |
| BT RSSI  | O        |                                | ENUMERATED<br>(True, ...)       | In case of Immediate MDT, it corresponds to M8 measurement as defined in 37.320 [31].      |

| Range bound          | Explanation  |
|----------------------|--|
| maxnoofBluetoothName | Maximum no. of Bluetooth local name used for Bluetooth measurement collection. Value is 4. |

### 9.2.1.138 WLAN Measurement Configuration



This IE defines the parameters for WLAN measurement collection.

| IE/Group Name                                       | Presence | Range                     | IE type and reference       | Semantics description   |
|---|----------|---------------------------|-----------------------------|---|
| WLAN Measurement Configuration                      | M        |                           | ENUMERATED (Setup, ...)     |   |
| <b>WLAN Measurement Configuration Name List</b>     |          | 0..1                      |                             | This IE is present if the <i>WLAN Measurement Configuration</i> IE is set to "Setup". |
| <b>&gt;WLAN Measurement Configuration Name Item</b> |          | 1 ..<br><maxnoofWLANName> |                             |   |
| >>WLAN Measurement Configuration Name               | M        |                           | OCTET STRING (SIZE (1..32)) |   |
| WLAN RSSI   | O        |                           | ENUMERATED (True, ...)      | In case of Immediate MDT, it corresponds to M8 as defined in 37.320 [31].             |
| WLAN RTT  | O        |                           | ENUMERATED (True, ...)      | In case of Immediate MDT, it corresponds to M9 as defined in 37.320 [31].             |

| Range bound     | Explanation  |
|-----------------|--|
| maxnoofWLANName | Maximum no. of WLAN SSID used for WLAN measurement collection. Value is 4. |

### 9.2.1.139 Warning Area Coordinates

This IE contains the affected alert area coordinates of a warning message, and will be broadcast over the radio interface.

| IE/Group Name            | Presence | Range | IE Type and Reference        | Semantics Description                                 |
|--------------------------|----------|-------|------------------------------|---|
| Warning Area Coordinates | M        |       | OCTET STRING (SIZE(1..1024)) | The length of this IE varies between 1 to 1024 bytes. |

### 9.2.1.140 Subscription Based UE Differentiation Information

This IE is generated by the MME based on the UE subscription information, it provides the Subscription Based UE differentiation Information.

| IE/Group Name                    | Presence | Range | IE type and reference                    | Semantics description   |
|----------------------------------|----------|-------|--|---|
| Periodic Communication Indicator | O        |       | ENUMERATED(periodically, on demand, ...) | This IE indicates whether the UE communicates periodically or not, e.g. only on demand.   |
| Periodic Time                    | O        |       | INTEGER (1..3600, ...)                   | This IE indicates the interval time of periodic communication, the unit is: second  |
| Scheduled Communication Time     |          | 0..1  |  | This IE indicates the time zone and day of the week when the UE is available for communication.   |
| >>Day of Week                    | O        |       | BIT STRING (SIZE(7))                     | If Day-Of-Week is not provided this shall be interpreted as every day of the week. Each position in the bitmap represents a day of the week: first bit = Mon, second bit =Tue, third bit =Wed, and so on. Value '1' indicates 'scheduled'. Value '0' indicates 'not scheduled'. |
| >>Time of Day Start              | O        |       | INTEGER (0..86399, ...)                  | This IE indicates the time to start of the day, each value represent the corresponding second since   |



| IE/Group Name         | Presence | Range | IE type and reference  | Semantics description  |
|-----------------------|----------|-------|--|--|
|                       |          |       |  | 00:00 of the day.<br>If Time-Of-Day-Start is not provided, starting time shall be set to start of the day(s) indicated by Day-Of-Week-Mask.  |
| >>Time of Day End     | O        |       | INTEGER<br>(0..86399, ...)   | This IE indicates the time to start of the day, each value represent the corresponding second since 00:00 of the day. The value of this IE should be bigger than the value of <i>Time of Day Start</i> IE.<br><br>If Time-Of-Day-End is not provided, ending time is end of the day(s) indicated by Day-Of-Week-Mask.    |
| Stationary Indication | O        |       | ENUMERATED(stationary, mobile, ...)  |  |
| Traffic Profile       | O        |       | ENUMERATED(single packet, dual packets, multiple packets, ...)   | "single packet" indicates single packet transmission (UL or DL), "dual packets" indicates dual packet transmission (UL with subsequent DL, or DL with subsequent UL), "multiple packets" indicates multiple packets transmission.  |
| Battery Indication    | O        |       | ENUMERATED(battery powered, battery powered not rechargeable or replaceable, not battery powered, ...) | "battery powered" indicates that the UE is battery powered and the battery is rechargeable/replaceable, "battery powered not rechargeable or replaceable" indicates that the UE is battery powered but the battery is not rechargeable/replaceable,, "not battery powered" indicates that the UE is not battery powered. |

#### 9.2.1.141 PSCell Information

This IE includes the information of the UE's PSCell.

| IE/Group Name    | Presence | Range | IE type and reference | Semantics description |
|------------------|----------|-------|-----------------------|-----------------------|
| NR Cell Identity | M        |       | 9.2.1.142             |                       |

#### 9.2.1.142 NR CGI

This IE is used to globally identify an NR cell (see TS 38.300 [45]).

| IE/Group Name | Presence | Range | IE type and reference    | Semantics description |
|---------------|----------|-------|--------------------------|-----------------------|
| PLMN Identity | M        |       | 9.2.3.8                  |                       |
| Cell Identity | M        |       | BIT STRING<br>(SIZE(36)) |                       |

#### 9.2.1.143 Time Since Secondary Node Release

This IE indicates the time elapsed since the completion of the EN-DC release procedure.

| IE/Group Name | Presence | Range | IE type and | Semantics description |
|---------------|----------|-------|-------------|-----------------------|
|---------------|----------|-------|-------------|-----------------------|



|                                   |   |  | reference              |   |
|-----------------------------------|---|--|------------------------|---|
| Time Since Secondary Node Release | O |  | OCTET STRING (SIZE(4)) | Time in seconds. Max value indicates the elapsed time was equal or longer than the value. |

### 9.2.1.144 UE Context Reference at Source

This IE uniquely identifies a UE association over an NG interface and the source NG-RAN node.

| IE/Group Name      | Presence | Range | IE type and reference           | Semantics description                         | Criticality | Assigned Criticality |
|--------------------|----------|-------|---------------------------------|---|-------------|----------------------|
| Source NG-RAN node | M        |       | Global RAN Node ID<br>9.2.1.131 |   | –           |                      |
| RAN UE NGAP ID     | M        |       | 9.2.1.145                       | Allocated at the source (Master-)NG-RAN node. | –           |                      |

NOTE: This IE is used in case of inter-system handover to 4G to enable node-internal data forwarding in case of shared en-gNB/gNBs.

### 9.2.1.145 RAN UE NGAP ID

This IE uniquely identifies the UE association over the NG interface within the NG-RAN node.

| IE/Group Name  | Presence | Range | IE type and reference           | Semantics description |
|----------------|----------|-------|---------------------------------|-----------------------|
| RAN UE NGAP ID | M        |       | INTEGER (0..2 <sup>32</sup> -1) |                       |

### 9.2.1.146 IAB Authorized

This IE provides information about the authorization status of the IAB-node.

| IE/Group Name  | Presence | Range | IE type and reference                        | Semantics description                        |
|----------------|----------|-------|--|--|
| IAB Authorized | M        |       | ENUMERATED (authorized, not authorized, ...) | Indicates the IAB-node authorization status. |

### 9.2.1.147 Ethernet Type

This IE is used to indicate that Ethernet data is expected.

| IE/Group Name | Presence | Range | IE type and reference  | Semantics description |
|---------------|----------|-------|------------------------|-----------------------|
| Ethernet Type | M        |       | ENUMERATED (True, ...) |                       |

### 9.2.1.148 NR V2X Services Authorized

This IE provides information on the authorization status of the UE to use the NR sidelink for V2X services.

| IE/Group Name | Presence | Range | IE type and reference                        | Semantics description                                 |
|---------------|----------|-------|--|---|
| Vehicle UE    | O        |       | ENUMERATED (authorized, not authorized, ...) | Indicates whether the UE is authorized as Vehicle UE. |
| Pedestrian UE | O        |       | ENUMERATED                                   | Indicates whether the UE is                           |



|  |  |  |                                   |                              |
|--|--|--|-----------------------------------|------------------------------|
|  |  |  | (authorized, not authorized, ...) | authorized as Pedestrian UE. |
|--|--|--|-----------------------------------|------------------------------|

### 9.2.1.149 NR UE Sidelink Aggregate Maximum Bit Rate

This IE provides information on the Aggregate Maximum Bitrate of the UE's sidelink communication for NR V2X services.

| IE/Group Name                             | Presence | Range | IE type and reference | Semantics description  |
|---|----------|-------|-----------------------|--|
| NR UE Sidelink Aggregate Maximum Bit Rate | M        |       | Bit Rate 9.2.1.19     | Value 0 shall be considered as a logical error by the receiving eNB. |

### 9.2.1.150 PC5 QoS Parameters

This IE provides information on the PC5 QoS parameters of the UE's sidelink communication for NR PC5.

| IE/Group Name                 | Presence | Range                   | IE type and reference   | Semantics description   |
|-------------------------------|----------|-------------------------|---|---|
| <b>PC5 QoS Flow List</b>      |          | 1                       |   |   |
| >PC5 QoS Flow Item            |          | 1..<maxnoofPC5QoSFlows> |   |   |
| >>PQI                         | M        |                         | INTEGER (0..255, ...)   | PQI is a special 5QI as specified in TS 23.501 [9].                 |
| >>PC5 Flow Bit Rates          | O        |                         |   | Only applies for GBR QoS Flows.                                     |
| >>>Guaranteed Flow Bit Rate   | M        |                         | Bit Rate 9.2.1.19   | Guaranteed Bit Rate for the PC5 QoS flow. Details in TS 23.501 [9]. |
| >>>Maximum Flow Bit Rate      | M        |                         | Bit Rate 9.2.1.19   | Maximum Bit Rate for the PC5 QoS flow. Details in TS 23.501 [9].    |
| >>Range                       | O        |                         | ENUMERATED (m50, m80, m180, m200, m350, m400, m500, m700, m1000, ...) | Only applies for groupcast.   |
| PC5 Link Aggregated Bit Rates | O        |                         | Bit Rate 9.2.1.19   | Only applies for non-GBR QoS Flows.                                 |

| Range bound        | Explanation   |
|--------------------|---|
| maxnoofPC5QoSFlows | Maximum no. of PC5 QoS flows allowed towards one UE. Value is 2048. |

### 9.2.1.151 Inter System Measurement Configuration

The *Inter-System Measurement Configuration* IE contains information for instructing the incoming UE to continue measuring the cells of the NR RAT after a successful inter-system handover to LTE network.

| IE/Group Name                              | Presence | Range | IE type and reference | Semantics description | Criticality | Assigned Criticality |
|--|----------|-------|-----------------------|-----------------------|-------------|----------------------|
| RSRP                                       | O        |       | INTEGER (0..127)      | Threshold of RSRP.    | -           | -                    |
| RSRQ                                       | O        |       | INTEGER (0..127)      | Threshold of RSRQ.    | -           | -                    |
| SINR                                       | O        |       | INTEGER (0..127)      | Threshold of SINR     | -           | -                    |
| <b>Inter-System Measurement Parameters</b> | M        |       |                       |                       | -           | -                    |
| >Measurement                               | M        |       | INTEGER               | The period of time    | -           | -                    |



| IE/Group Name                   | Presence | Range                               | IE type and reference  | Semantics description   | Criticality | Assigned Criticality |
|---------------------------------|----------|-------------------------------------|--|---|-------------|----------------------|
| Duration                        |          |                                     | (1..100)   | following the successful IRAT handover, during which the target RAT instructs the UE to measure cells of the source RAT. Unit: [second].  |             |                      |
| >Inter-System Measurement List  |          | 0..1                                |  |   | EACH        | reject               |
| >>Inter-System Measurement Item |          | 1..<br><maxnooff<br>requencie<br>s> |  | List of inter-system measurements configured  | YES         | reject               |
| >>>FreqBandIndicat<br>orNR      | M        |                                     | INTEGER<br>(1..1024)   | The frequency band in which the <i>ssbFrequency</i> is located and according to which the UE shall perform the RRC measurements.  |             |                      |
| >>>SSB frequencies              | M        |                                     | INTEGER<br>(0..maxNARFC<br>N)  | Designates the specific SSB frequencies i.e., ARFCN-ValueNR which the target RAT may instruct the UE to measure.  | -           | -                    |
| >>>SubcarrierSpaci<br>ngSSB     | M        |                                     | ENUMERATED<br>(kHz15, kHz30,<br>kHz60, kHz120,<br>kHz240, ...,<br>kHz480,<br>kHz960) | Corresponds to <i>subcarrierSpacing</i> SSB IE contained in the <i>MeasObjectNR</i> IE as defined in TS 36.331 [16]. The value kHz60 is not used in this release.                         |             |                      |
| >>>maxRS-<br>IndexCellQual      | O        |                                     | INTEGER<br>(1..maxRS-<br>IndexCellQual)  | Indicates the maximum number of RS indices to be considered/ averaged to derive the cell quality for RRM. Corresponds to the <i>MaxRS-IndexCellQualNR</i> IE as defined in TS 36.331 [16] |             |                      |
| >>>SMTC                         | O        |                                     | OCTET<br>STRING  | Includes the MTC-SSB-NR IE as defined in TS 36.331 [16].  |             |                      |
| >>>threshRS-Index-<br>r15       | O        |                                     | OCTET<br>STRING  | Includes the threshRS-Index contained in the <i>MeasObjectNR</i> IE as defined in TS 36.331 [16], List of thresholds for consolidation of L1 measurements per                             |             |                      |



| IE/Group Name                | Presence | Range | IE type and reference | Semantics description   | Criticality | Assigned Criticality |
|------------------------------|----------|-------|-----------------------|---|-------------|----------------------|
|                              |          |       |                       | RS index  |             |                      |
| >>>SSB-ToMeasure             | O        |       | OCTET STRING          | Includes the <i>SSB-ToMeasure</i> IE as defined in TS 36.331 [16].  |             |                      |
| >>>SS-RSSI-Measurements      | O        |       | OCTET STRING          | Includes the <i>SS-RSSI-Measurement</i> IE as defined in TS 36.331 [16].  |             |                      |
| >>>quantityConfigNR-R15      | O        |       | OCTET STRING          | Includes the <i>quantityConfigNR</i> contained in the <i>QuantityConfig</i> IE as defined in TS 36.331 [16].  |             |                      |
| >>>excludedCellsToAddModList | O        |       | OCTET STRING          | Includes the <i>excludedCellsToAddModList</i> contained in the <i>MeasObjectNR</i> IE as defined in TS 36.331 [16]. It applies only to SSB resources. |             |                      |

| Range bound         | Explanation   |
|---------------------|---|
| maxnooffrequencies  | Maximum no. of frequencies. Value is 64.  |
| maxNARFCN           | Maximum value of NR carrier frequency, corresponds to the <i>maxNARFCN</i> as defined in TS 38.331 [50]. Value is 3279165   |
| maxRS-IndexCellQual | Maximum number of RS indices averaged to derive cell quality for RRM, corresponds to the <i>maxRS-IndexCellQual-r15</i> as defined in TS 36.331 [16]. Value is 16 |

### 9.2.1.152 Source Node ID

The *Source Node ID* IE identifies the source for the handover.

| IE/Group Name                  | Presence | Range | IE type and reference | Semantics description |
|--------------------------------|----------|-------|-----------------------|-----------------------|
| CHOICE <i>Source Node ID</i>   | M        |       |                       |                       |
| > <i>Source NG-RAN Node ID</i> |          |       |                       |                       |
| >>Global RAN Node ID           | M        |       | 9.2.1.131             |                       |
| >>Selected TAI                 | M        |       | 5GS TAI<br>9.2.3.52   |                       |

### 9.2.1.153 UE Radio Capability ID

This IE contains UE Radio Capability ID.

| IE/Group Name          | Presence | Range | IE Type and Reference | Semantics Description      |
|------------------------|----------|-------|-----------------------|----------------------------|
| UE Radio Capability ID | M        |       | OCTET STRING          | Defined in TS 23.003 [21]. |

### 9.2.1.154 UE Radio Capability – NR Format

This IE contains UE Radio Capability information in order to support Mode of operation A as specified in TS 23.401 [11].



| IE/Group Name                   | Presence | Range | IE Type and Reference | Semantics Description  |
|---------------------------------|----------|-------|-----------------------|--|
| UE Radio Capability – NR Format | M        |       | OCTET STRING          | Includes <i>UERadioAccessCapabilityInformation</i> message as defined in TS 38.331 [50]. |

### 9.2.1.155 DAPS Request Information

The *DAPS Indicator* IE indicates that the source eNB requests a DAPS Handover for the concerned E-RAB.

| IE/Group Name  | Presence | Range | IE type and reference                 | Semantics description                     |
|----------------|----------|-------|---------------------------------------|---|
| DAPS Indicator | M        |       | ENUMERATED<br>(DAPS HO required, ...) | Indicates that DAPS Handover is requested |

### 9.2.1.156 DAPS Response Information

The *DAPS Response Indicator* IE indicates the response to a requested DAPS Handover for the concerned E-RAB.

| IE/Group Name           | Presence | Range | IE type and reference                                       | Semantics description                           |
|-------------------------|----------|-------|---|---|
| DAPS Response Indicator | M        |       | ENUMERATED<br>(DAPS HO accepted, DAPS HO not accepted, ...) | Indicates that DAPS Handover is accepted or not |

### 9.2.1.157 eNB Early Status Transfer Transparent Container

The *eNB Early Status Transfer Transparent Container* IE is an information element that is produced by the source eNB and is transmitted to the target eNB. This IE is used for the intra SAE/LTE S1 DAPS handover case, and for the S1 handover with time-based trigger condition case.

This IE is transparent to the EPC.

| IE/Group Name   | Presence | Range                       | IE type and reference   | Semantics description  | Criticality | Assigned Criticality |
|---|----------|-----------------------------|-------------------------|--|-------------|----------------------|
| <b>E-RABs Subject to Early Status Transfer List</b>     |          | 1                           |                         | The contents of this IE shall be ignored if the <i>E-RABs Subject to DL Discarding List</i> IE is present.               | -           | -                    |
| <b>&gt;E-RABs Subject to Early Status Transfer Item</b> |          | 1 ..<br><maxnoof<br>E-RABs> |                         |  | EACH        | ignore               |
| >>E-RAB ID  | M        |                             | 9.2.1.2                 |  | -           | -                    |
| >>>CHOICE DL COUNT PDCP-SN length                       | M        |                             |                         |  | YES         | reject               |
| >>>> 12 bit PDCP-SN                                     |          |                             |                         |  |             |                      |
| >>>>> DL COUNT Value for PDCP SN Length 12              | M        |                             | COUNT Value<br>9.2.1.32 | PDCP-SN and Hyper frame number of the first DL SDU that the source eNB forwards to the target eNB in case of 12 bit long |             |                      |



| IE/Group Name                                     | Presence | Range                 | IE type and reference                        | Semantics description  | Criticality | Assigned Criticality |
|---|----------|-----------------------|--|--|-------------|----------------------|
|   |          |                       |  | PDCCP-SN.  |             |                      |
| >>> 15 bit PDCCP-SN                               |          |                       |  |  |             |                      |
| >>>>DL COUNT Value for PDCCP SN Length 15         | M        |                       | COUNT Value Extended 9.2.1.90                | PDCCP-SN and Hyper frame number of the first DL SDU that the source eNB forwards to the target eNB in case of 15 bit long PDCCP-SN.                        |             |                      |
| >>> 18 bit PDCCP-SN                               |          |                       |  |  |             |                      |
| >>>>DL COUNT Value for PDCCP SN Length 18         | M        |                       | COUNT Value for PDCCP SN Length 18 9.2.1.100 | PDCCP-SN and Hyper frame number of the first DL SDU that the source eNB forwards to the target eNB in case of 18 bit long PDCCP-SN.                        |             |                      |
| <b>E-RABs Subject To DL Discarding List</b>       |          | 0..1                  |  |  | YES         | ignore               |
| <b>&gt;E-RABs Subject To DL Discarding Item</b>   |          | 1 .. <maxnoof E-RABs> |  |  | EACH        | ignore               |
| >>E-RAB ID  | M        |                       | 9.2.1.2                                      |  | -           | -                    |
| >>CHOICE DL Discarding                            | M        |                       |  |  | -           |                      |
| >>> 12 bit PDCCP-SN                               |          |                       |  |  |             |                      |
| >>>>DISCARD DL COUNT Value for PDCCP SN Length 12 | M        |                       | COUNT Value 9.2.1.32                         | PDCCP-SN and Hyper frame number for which the receiving eNB should discard forwarded DL SDUs associated with lower values in case of 12 bit long PDCCP-SN. | -           |                      |
| >>> 15 bit PDCCP-SN                               |          |                       |  |  |             |                      |
| >>>>DISCARD DL COUNT Value for PDCCP SN Length 15 | M        |                       | COUNT Value Extended 9.2.1.90                | PDCCP-SN and Hyper frame number for which the receiving eNB should discard forwarded DL SDUs associated with lower values in case of 15 bit long PDCCP-SN. | -           |                      |
| >>> 18 bit PDCCP-SN                               |          |                       |  |  |             |                      |
| >>>>DISCARD DL COUNT Value for PDCCP SN Length 18 | M        |                       | COUNT Value for PDCCP SN Length 18 9.2.1.100 | PDCCP-SN and Hyper frame number for which the receiving eNB should discard forwarded DL SDUs associated with lower values in case of 18 bit                | -           |                      |



| IE/Group Name | Presence | Range | IE type and reference | Semantics description | Criticality | Assigned Criticality |
|---------------|----------|-------|-----------------------|-----------------------|-------------|----------------------|
|               |          |       |                       | long PDCP-SN.         |             |                      |

| Range bound   | Explanation                                     |
|---------------|---|
| maxnoofE-RABs | Maximum no. of E-RABs for one UE. Value is 256. |

### 9.2.1.158 WUS Assistance Information

This IE provides WUS Assistance Information to be used by eNB for determining the WUS group for the UE.

| IE/Group Name                  | Presence | Range | IE type and reference   | Semantics description |
|--------------------------------|----------|-------|---|-----------------------|
| Paging Probability Information | M        |       | ENUMERATED(p00, p05, p10, p15, p20, p25, p30, p35, p40, p45, p50, p55, p60, p65, p70, p75, p80, p85, p90, p95, p100, ...) | Unit: percentage      |

### 9.2.1.159 NB-IoT Paging DRX

This IE indicates the NB-IoT UE specific Paging DRX as defined in TS 36.304 [20].

| IE/Group Name     | Presence | Range | IE type and reference                       | Semantics description         | Criticality | Assigned Criticality |
|-------------------|----------|-------|---|-------------------------------|-------------|----------------------|
| NB-IoT Paging DRX | M        |       | ENUMERATED(32,64, 128, 256, 512, 1024, ...) | Unit: [number of radioframes] | -           | -                    |

### 9.2.1.160 UE Radio Capability for Paging – NR Format

This IE contains paging specific UE Radio Capability information in order to support Mode of operation A as specified in TS 23.401 [11].

| IE/Group Name                              | Presence | Range | IE Type and Reference | Semantics Description  |
|--|----------|-------|-----------------------|--|
| UE Radio Capability for Paging – NR Format | M        |       | OCTET STRING          | Includes the <i>UERadioPagingInformation</i> message as defined in TS 38.331 [50]. |

### 9.2.1.161 Last Visited PSCell Information

The Last Visited PSCell Information may contain cell specific information.

| IE/Group Name | Presence | Range | IE type and reference        | Semantics description   |
|---------------|----------|-------|------------------------------|---|
| PSCell ID     | O        |       | PSCell Information 9.2.1.141 | This IE is present when the SCG resources are configured for the UE.  |
| Time Stay     | M        |       | INTEGER (0..40950)           | The duration of the time the UE stayed in the cell in 1/10 seconds. If the UE stays in a cell more than 4095s, this IE is set to 40950.<br>Or the duration of the time when no SCG resources are configured for the UE. |



### 9.2.1.162 RACS Indication

This IE indicates that the target eNB is able to retrieve the UE radio capabilities based on information received from the target MME as described in TS 23.401 [11].

| IE/Group Name   | Presence | Range | IE type and reference     | Semantics description |
|-----------------|----------|-------|---------------------------|-----------------------|
| RACS Indication | M        |       | ENUMERATED<br>(true, ...) |                       |

### 9.2.1.163 Security Indication

This IE contains the user plane integrity protection indication which indicates the requirements on UP integrity protection for corresponding E-RABs.

| IE/Group Name                   | Presence | Range | IE type and reference                                | Semantics description   |
|---------------------------------|----------|-------|--|---|
| Integrity Protection Indication | M        |       | ENUMERATED<br>(required, preferred, not needed, ...) | Indicates whether UP integrity protection shall apply, should apply or shall not apply for the concerned E-RAB. |

### 9.2.1.164 Security Result

This IE indicates whether integrity protection is performed or not.

| IE/Group Name               | Presence | Range | IE type and reference                         | Semantics description  |
|-----------------------------|----------|-------|---|--|
| Integrity Protection Result | M        |       | ENUMERATED<br>(performed, not performed, ...) | Indicates whether UP integrity protection is performed or not for the concerned E-RAB. |

### 9.2.1.165 Event Trigger Logged MDT Configuration

This IE defines the event trigger logged MDT configuration.

| IE/Group Name                           | Presence | Range | IE type and reference     | Semantics description  |
|---|----------|-------|---------------------------|--|
| CHOICE <i>Event trigger type</i>        | M        |       |                           |  |
| > <i>Out-of-coverage</i>                |          |       |                           |  |
| >> <i>Out-of-Coverage Configuration</i> | M        |       | ENUMERATED<br>(true, ...) |  |
| > <i>L1 Event</i>                       |          |       |                           |  |
| >> <i>CHOICE L1 Event Threshold</i>     | M        |       |                           |  |
| >>> <i>RSRP</i>                         |          |       |                           |  |
| >>>> <i>Threshold RSRP</i>              | M        |       | INTEGER (0..97)           | Corresponds to the <i>thresholdRSRP</i> in the <i>ThresholdEUTRA</i> IE as defined in TS 36.331 [16].  |
| >>> <i>RSRQ</i>                         |          |       |                           |  |
| >>>> <i>Threshold RSRQ</i>              | M        |       | INTEGER (0..34)           | Corresponds to the <i>thresholdRSRQ</i> in the <i>ThresholdEUTRA</i> IE as defined in TS 36.331 [16].  |
| >> <i>Hysteresis</i>                    | M        |       | INTEGER (0..30)           | This parameter is used within the entry and leave condition of an event triggered reporting condition. |



| IE/Group Name     | Presence | Range | IE type and reference   | Semantics description   |
|-------------------|----------|-------|---|---|
| >>Time to Trigger | M        |       | ENUMERATED<br>(ms0, ms40, ms64, ms80, ms100, ms128, ms160, ms256, ms320, ms480, ms512, ms640, ms1024, ms1280, ms2560, ms5120) | Time during which specific criteria for the event needs to be met in order to trigger a measurement report. |

### 9.2.1.166 Sensor Measurement Configuration

This IE defines the parameters for Sensor measurement collection.

| IE/Group Name   | Presence | Range                  | IE type and reference      | Semantics description |
|---|----------|------------------------|----------------------------|-----------------------|
| Sensor Measurement Configuration                      | M        |                        | ENUMERATED<br>(Setup, ...) |                       |
| <b>Sensor Measurement Configuration Name List</b>     |          | 0..1                   |                            |                       |
| <b>&gt;Sensor Measurement Configuration Name Item</b> |          | 1..<maxnoofSensorName> |                            |                       |
| >>CHOICE <i>Sensor Name</i>                           | M        |                        |                            |                       |
| >>>Uncompensated Barometric                           |          |                        |                            |                       |
| >>>>Uncompensated Barometric Configuration            | M        |                        | ENUMERATED<br>(true, ...)  |                       |

| Range bound       | Explanation   |
|-------------------|---|
| maxnoofSensorName | Maximum no. of Sensor local name used for Sensor measurement collection. Value is 3 |

## 9.2.2 Transport Network Layer Related IEs

### 9.2.2.1 Transport Layer Address

This information element is an IP address.

| IE/Group Name           | Presence | Range | IE type and reference             | Semantics description   |
|-------------------------|----------|-------|-----------------------------------|---|
| Transport Layer Address | M        |       | BIT STRING<br>(SIZE(1..160, ...)) | The Radio Network Layer is not supposed to interpret the address information. It should pass it to the transport layer for interpretation.<br>For details on the Transport Layer Address, see TS 36.414 [12]. |

### 9.2.2.2 GTP-TEID

This information element is the GTP Tunnel Endpoint Identifier to be used for the user plane transport between eNB and the serving gateway.

| IE/Group Name | Presence | Range | IE type and reference     | Semantics description                      |
|---------------|----------|-------|---------------------------|--|
| GTP-TEID      | M        |       | OCTET STRING<br>(SIZE(4)) | For details and range, see TS 29.281 [32]. |



### 9.2.2.3 Tunnel Information

The *Tunnel Information* IE indicates the transport layer address and UDP port number.

| IE/Group Name           | Presence | Range | IE type and reference  | Semantics description   |
|-------------------------|----------|-------|------------------------|---|
| Transport Layer Address | M        |       | 9.2.2.1                | HeNB's Transport Layer Address.                                     |
| UDP Port Numbers        | O        |       | OCTET STRING (SIZE(2)) | UDP Port Numbers if NAT/NAPT is deployed in the BBF access network. |

### 9.2.2.4 URI

This IE is a URI.

| IE/Group Name | Presence | Range | IE type and reference | Semantics description                                 |
|---------------|----------|-------|-----------------------|---|
| URI           | M        |       | VisibleString         | String representing URI (Uniform Resource Identifier) |

## 9.2.3 NAS Related IEs

### 9.2.3.1 LAI

This information element is used to uniquely identify a Location Area.

| IE/Group Name  | Presence | Range | IE type and reference  | Semantics description      |
|----------------|----------|-------|------------------------|----------------------------|
| <b>LAI</b>     |          |       |                        |                            |
| >PLMN Identity | M        |       | 9.2.3.8                |                            |
| >LAC           | M        |       | OCTET STRING (SIZE(2)) | 0000 and FFFE not allowed. |

### 9.2.3.2 RAC

This information element is used to identify a Routing Area within a Location Area. It is used for PS services.

| IE/Group Name | Presence | Range | IE type and reference  | Semantics description |
|---------------|----------|-------|------------------------|-----------------------|
| RAC           | M        |       | OCTET STRING (SIZE(1)) |                       |

### 9.2.3.3 MME UE S1AP ID

The MME UE S1AP ID uniquely identifies the UE association over the S1 interface within the MME.

| IE/Group Name  | Presence | Range | IE type and reference        | Semantics description |
|----------------|----------|-------|------------------------------|-----------------------|
| MME UE S1AP ID | M        |       | INTEGER (0 .. $2^{32} - 1$ ) |                       |

### 9.2.3.4 eNB UE S1AP ID

The eNB UE S1AP ID uniquely identifies the UE association over the S1 interface within the eNB.



| IE/Group Name  | Presence | Range | IE type and reference        | Semantics description |
|----------------|----------|-------|------------------------------|-----------------------|
| eNB UE S1AP ID | M        |       | INTEGER (0 .. $2^{24} - 1$ ) |                       |

### 9.2.3.5 NAS-PDU

This information element contains an EPC – UE or UE – EPC message that is transferred without interpretation in the eNB.

| IE/Group Name | Presence | Range | IE type and reference | Semantics description |
|---------------|----------|-------|-----------------------|-----------------------|
| NAS-PDU       | M        |       | OCTET STRING          |                       |

### 9.2.3.6 S-TMSI

The Temporary Mobile Subscriber Identity is used for security reasons, to hide the identity of a subscriber.

| IE/Group Name | Presence | Range | IE type and reference   | Semantics description                          | Criticality | Assigned Criticality |
|---------------|----------|-------|-------------------------|--|-------------|----------------------|
| MMEC          | M        |       | 9.2.3.12                |  |             |                      |
| M-TMSI        | M        |       | OCTET STRING (SIZE (4)) | M-TMSI is unique within MME that allocated it. |             |                      |

### 9.2.3.7 TAC

This information element is used to uniquely identify a Tracking Area Code.

| IE/Group Name | Presence | Range | IE type and reference   | Semantics description |
|---------------|----------|-------|-------------------------|-----------------------|
| TAC           | M        |       | OCTET STRING (SIZE (2)) |                       |

### 9.2.3.8 PLMN Identity

This information element indicates the PLMN Identity.

| IE/Group Name | Presence | Range | IE type and reference   | Semantics description  |
|---------------|----------|-------|-------------------------|--|
| PLMN Identity | M        |       | OCTET STRING (SIZE (3)) | <ul style="list-style-type: none"> <li>- digits 0 to 9, encoded 0000 to 1001,</li> <li>- 1111 used as filler digit, two digits per octet,</li> <li>- bits 4 to 1 of octet n encoding digit <math>2n-1</math></li> <li>- bits 8 to 5 of octet n encoding digit <math>2n</math></li> </ul> <p>-The PLMN identity consists of 3 digits from MCC followed by either</p> <ul style="list-style-type: none"> <li>-a filler digit plus 2 digits from MNC (in case of 2 digit MNC) or</li> <li>-3 digits from MNC (in case of a 3 digit MNC).</li> </ul> |

### 9.2.3.9 GUMMEI



This information element indicates the globally unique MME identity.

| IE/Group Name  | Presence | Range | IE type and reference  | Semantics description |
|----------------|----------|-------|------------------------|-----------------------|
| <b>GUMMEI</b>  |          |       |                        |                       |
| >PLMN Identity | M        |       | 9.2.3.8                |                       |
| >MME Group ID  | M        |       | OCTET STRING (SIZE(2)) |                       |
| >MME code      | M        |       | 9.2.3.12               |                       |

9.2.3.10      UE Identity Index value

The *UE Identity Index value* IE is used by the eNB to calculate the Paging Frame TS 36.304 [20].

| IE/Group Name           | Presence | Range | IE type and reference | Semantics description                 |
|-------------------------|----------|-------|-----------------------|---------------------------------------|
| UE Identity Index Value | M        |       | BIT STRING (SIZE(10)) | Coded as specified in TS 36.304 [20]. |

9.2.3.11      IMSI

This information element contains an International Mobile Subscriber Identity, which is commonly used to identify the UE in the CN.

| IE/Group Name | Presence | Range | IE type and reference      | Semantics description  |
|---------------|----------|-------|----------------------------|--|
| IMSI          | M        |       | OCTET STRING (SIZE (3..8)) | <ul style="list-style-type: none"> <li>- digits 0 to 9, encoded 0000 to 1001,</li> <li>- 1111 used as filler digit, two digits per octet,</li> <li>- bit 4 to 1 of octet n encoding digit 2n-1</li> <li>- bit 8 to 5 of octet n encoding digit 2n</li> </ul> <p>-Number of decimal digits shall be from 6 to 15 starting with the digits from the PLMN identity. When the IMSI is made of an odd number of digits, the filler digit shall be added at the end to make an even number of digits of length 2N. The filler digit shall then be consequently encoded as bit 8 to 5 of octet N.</p> |

9.2.3.12      MMEC

This information element represents the MME Code to uniquely identify an MME within an MME pool area.

| IE/Group Name | Presence | Range | IE type and reference   | Semantics description |
|---------------|----------|-------|-------------------------|-----------------------|
| MMEC          | M        |       | OCTET STRING (SIZE (1)) |                       |

9.2.3.13      UE Paging Identity

This IE represents the Identity with which the UE is paged.

| IE/Group Name | Presence | Range | IE type and reference | Semantics description |
|---------------|----------|-------|-----------------------|-----------------------|
|               |          |       |                       |                       |



|                                  |   |  |          |  |
|----------------------------------|---|--|----------|--|
| CHOICE <i>UE Paging Identity</i> | M |  |          |  |
| > <i>S-TMSI</i>                  |   |  |          |  |
| >> <i>S-TMSI</i>                 | M |  | 9.2.3.6  |  |
| > <i>IMSI</i>                    |   |  |          |  |
| >> <i>IMSI</i>                   | M |  | 9.2.3.11 |  |

### 9.2.3.14 DL Forwarding

This information element indicates that the E-RAB is proposed for forwarding of downlink packets.

| IE/Group Name        | Presence | Range | IE type and reference                    | Semantics description |
|----------------------|----------|-------|--|-----------------------|
| <b>DL Forwarding</b> |          |       |  |                       |
| >DL Forwarding       | M        |       | ENUMERATED (DL forwarding proposed, ...) |                       |

### 9.2.3.15 Direct Forwarding Path Availability

The availability of a direct forwarding path shall be determined by the source eNB. For inter-system handover to NG-RAN, the availability of a direct forwarding path between the source SN and the target NG-RAN node shall be determined by the target NG-RAN node. The EPC behaviour on receipt of this IE is specified in TS 23.401 [11].

| IE/Group Name                       | Presence | Range | IE type and reference                   | Semantics description |
|-------------------------------------|----------|-------|---|-----------------------|
| Direct Forwarding Path Availability | M        |       | ENUMERATED (Direct Path Available, ...) |                       |

### 9.2.3.16 TAI

This information element is used to uniquely identify a Tracking Area.

| IE/Group Name  | Presence | Range | IE type and reference | Semantics description |
|----------------|----------|-------|-----------------------|-----------------------|
| <b>TAI</b>     |          |       |                       |                       |
| >PLMN Identity | M        |       | 9.2.3.8               |                       |
| >TAC           | M        |       | 9.2.3.7               |                       |

### 9.2.3.17 Relative MME Capacity

This IE indicates the relative processing capacity of an MME with respect to the other MMEs in the pool in order to load-balance MMEs within a pool defined in TS 23.401 [11].

| IE/Group Name         | Presence | Range | IE type and reference | Semantics description |
|-----------------------|----------|-------|-----------------------|-----------------------|
| Relative MME Capacity | M        |       | INTEGER (0..255)      |                       |

### 9.2.3.18 UE S1AP ID pair

This IE contains a pair of UE S1AP identities.



| IE/Group Name  | Presence | Range | IE type and reference | Semantics description | Criticality | Assigned Criticality |
|----------------|----------|-------|-----------------------|-----------------------|-------------|----------------------|
| MME UE S1AP ID | M        |       | 9.2.3.3               |                       | -           | -                    |
| eNB UE S1AP ID | M        |       | 9.2.3.4               |                       | -           | -                    |

### 9.2.3.19 Overload Response

The *Overload Response* IE indicates the required behaviour of the eNB in an overload situation.

| IE/Group Name                   | Presence | Range | IE type and reference | Semantics description |
|---------------------------------|----------|-------|-----------------------|-----------------------|
| CHOICE <i>Overload Response</i> | M        |       |                       |                       |
| > <i>Overload Action</i>        |          |       |                       |                       |
| >> <i>Overload Action</i>       | M        |       | 9.2.3.20              |                       |

### 9.2.3.20 Overload Action

The *Overload Action* IE indicates which signalling traffic is subject to rejection by the eNB in an MME overload situation as defined in TS 23.401 [11].

| IE/Group Name   | Presence | Range | IE type and reference   | Semantics description |
|-----------------|----------|-------|---|-----------------------|
| Overload Action | M        |       | ENUMERATED<br>(Reject RRC connection establishments for non-emergency MO DT, Reject RRC connection establishments for Signalling, Permit Emergency Sessions and mobile terminated services only, ..., Permit High Priority Sessions and mobile terminated services only, Reject delay tolerant access, Permit high priority sessions and exception reporting and mobile terminated services only, not accept mo-data or delay tolerant access from CP CIoT) |                       |

### 9.2.3.21 CS Fallback Indicator

The IE indicates that a fallback to the CS domain is needed.

| IE/Group Name         | Presence | Range | IE type and reference                                   | Semantics description |
|-----------------------|----------|-------|---|-----------------------|
| CS Fallback Indicator | M        |       | ENUMERATED(CS Fallback required, ... , CS Fallback High |                       |



|  |  |  |           |  |
|--|--|--|-----------|--|
|  |  |  | Priority) |  |
|--|--|--|-----------|--|

### 9.2.3.22 CN Domain

This IE indicates whether Paging is originated from the CS or PS domain.

| IE/Group Name | Presence | Range | IE type and reference | Semantics description |
|---------------|----------|-------|-----------------------|-----------------------|
| CN Domain     | M        |       | ENUMERATED(PS, CS)    |                       |

### 9.2.3.23 RIM Transfer

This IE contains the RIM Information (e.g. NACC information) and additionally in uplink transfers the RIM routing address of the destination of this RIM information.

| IE/Group Name        | Presence | Range | IE type and reference | Semantics description |
|----------------------|----------|-------|-----------------------|-----------------------|
| <b>RIM Transfer</b>  |          |       |                       |                       |
| >RIM Information     | M        |       | 9.2.3.24              |                       |
| >RIM Routing Address | O        |       | 9.2.3.25              |                       |

### 9.2.3.24 RIM Information

This IE contains the RIM Information (e.g., NACC information) i.e., the BSSGP RIM PDU from the RIM application part contained in the eNB, or the BSSGP RIM PDU to be forwarded to the RIM application part in the eNB.

| IE/Group Name          | Presence | Range | IE type and reference | Semantics description                                    |
|------------------------|----------|-------|-----------------------|--|
| <b>RIM Information</b> |          |       |                       |  |
| >RIM Information       | M        |       | OCTET STRING          | Contains the BSSGP RIM PDU as defined in TS 48.018 [18]. |

### 9.2.3.25 RIM Routing Address

This IE identifies the destination node where the RIM Information needs to be routed by the CN.

| IE/Group Name                     | Presence | Range | IE type and reference  | Semantics description   | Criticality | Assigned Criticality |
|-----------------------------------|----------|-------|------------------------|---|-------------|----------------------|
| <b>CHOICE RIM Routing Address</b> | M        |       |                        |   |             |                      |
| >GERAN-Cell-ID                    |          |       |                        |   | -           |                      |
| >>LAI                             | M        |       | 9.2.3.1                |   | -           |                      |
| >>RAC                             | M        |       | 9.2.3.2                |   | -           |                      |
| >>CI                              | M        |       | OCTET STRING (SIZE(2)) |   | -           |                      |
| >Target RNC-ID                    |          |       |                        |   | -           |                      |
| >>LAI                             | M        |       | 9.2.3.1                |   | -           |                      |
| >>RAC                             | O        |       | 9.2.3.2                |   | -           |                      |
| >>RNC-ID                          | M        |       | INTEGER (0..4095)      | If the <i>Extended RNC-ID</i> IE is included in the <i>Target ID</i> IE, the <i>RNC-ID</i> IE shall be ignored. | -           |                      |
| >>Extended RNC-ID                 | O        |       | 9.2.1.14               | The <i>Extended RNC-ID</i> IE shall be used if the RNC identity has a   | -           |                      |



|                   |   |  |                         |   |   |  |
|-------------------|---|--|-------------------------|---|---|--|
|                   |   |  |                         | value larger than 4095.   |   |  |
| >eHRPD Sector ID  |   |  |                         |   | - |  |
| >>eHRPD Sector ID | M |  | OCTET STRING (SIZE(16)) | Contains the eHRPD Sector ID as defined in 3GPP2 C.S0024-B [27] sub-section 13.9. | - |  |

### 9.2.3.26 SON Configuration Transfer

This IE contains the configuration information, used by e.g., SON functionality, and additionally includes the eNB identifier of the destination of this configuration information and the eNB identifier of the source of this information.

| IE/Group Name                     | Presence                          | Range | IE type and reference | Semantics description  | Criticality | Assigned Criticality |
|-----------------------------------|-----------------------------------|-------|-----------------------|--|-------------|----------------------|
| <b>SON Configuration Transfer</b> |                                   |       |                       |  |             |                      |
| >Target eNB-ID                    | M                                 |       |                       |  |             |                      |
| >>Global eNB ID                   | M                                 |       | 9.2.1.37              |  |             |                      |
| >>Selected TAI                    | M                                 |       | TAI<br>9.2.3.16       |  |             |                      |
| >Source eNB-ID                    | M                                 |       |                       |  |             |                      |
| >>Global eNB ID                   | M                                 |       | 9.2.1.37              |  |             |                      |
| >>Selected TAI                    | M                                 |       | TAI<br>9.2.3.16       |  |             |                      |
| >SON Information                  | M                                 |       | 9.2.3.27              |  |             |                      |
| >X2 TNL Configuration Info        | C-ifSONInfor<br>mationRe<br>quest |       | 9.2.3.29              | Source eNB X2 TNL Configuration Info.  | YES         | ignore               |
| >Synchronisation Information      | C-if<br>Activate<br>Muting        |       | 9.2.3.42              | Information on cell selected as source of synchronisation and aggressor cells. | YES         | ignore               |

| Condition               | Explanation  |
|-------------------------|--|
| ifSONInformationRequest | This IE shall be present if the <i>SON Information</i> IE contains the <i>SON Information Request</i> IE set to "X2TNL Configuration Info" |
| ifActivateMuting        | This IE shall be present if the <i>SON Information</i> IE contains the <i>SON Information Request</i> IE set to "Activate Muting"          |

### 9.2.3.26a EN-DC SON Configuration Transfer

This IE contains the configuration information, used by SON functionality for EN-DC for communication between a destination (target) en-gNB and a source eNB.

| IE/Group Name                           | Presence | Range | IE type and reference | Semantics description  |
|---|----------|-------|-----------------------|--|
| <b>EN-DC SON Configuration Transfer</b> |          |       |                       |  |
| >CHOICE <i>Transfer Type</i>            | M        |       |                       |  |
| >> <i>Request</i>                       |          |       |                       | NOTE: Used if the <i>SON Information</i> IE indicates a request. |
| >>>Source eNB-ID                        |          | 1     |                       |  |
| >>>>Global eNB ID                       | M        |       | 9.2.1.37              |  |
| >>>>Selected TAI                        | M        |       | TAI<br>9.2.3.16       |  |
| >>>Target en-gNB-ID                     |          | 1     |                       |  |
| >>>>Global en-gNB                       | M        |       | 9.2.1.37a             |  |



| IE/Group Name              | Presence                  | Range | IE type and reference | Semantics description   |
|----------------------------|---------------------------|-------|-----------------------|---|
| ID                         |                           |       |                       |   |
| >>>>Selected TAI           | M                         |       | TAI<br>9.2.3.16       | The MME may ignore this IE if any of the following IEs are present in the <i>EN-DC SON Configuration Transfer</i> IE: Target eNB-ID, Associated TAI, Broadcast 5GS TAI.<br>NOTE: The Selected TAI is a 4G TAI and should, if available, correspond to the TAI configured at the en-gNB, however, this TAI is not broadcast by the respective NR cell and may not always be available from UE reporting TAI of overlapping E-UTRA cells. |
| >>>Target eNB-ID           |                           | 0..1  |                       |   |
| >>>>Global eNB ID          | M                         |       | 9.2.1.37              |   |
| >>>>Selected TAI           | M                         |       | TAI<br>9.2.3.16       |   |
| >>>Associated TAI          | O                         |       | TAI<br>9.2.3.16       | A 4G TAI associated with the target en-gNB as specified in TS 36.300 [15].  |
| >>>Broadcast 5GS TAI       | O                         |       | 5GS TAI<br>9.3.2.52   | A Broadcast 5GS TAI of the en-gNB as specified in TS 36.300 [15].   |
| >>Reply                    |                           |       |                       | NOTE: Used if the <i>SON Information</i> IE indicates a reply.  |
| >>>Source en-gNB-ID        |                           | 1     |                       |   |
| >>>>Global en-gNB ID       | M                         |       | 9.2.1.37a             |   |
| >>>>Selected TAI           | M                         |       | TAI<br>9.2.3.16       | NOTE: The Selected TAI contains a configured TAC of the en-gNB.   |
| >>>Target eNB-ID           |                           | 1     |                       |   |
| >>>>Global eNB ID          | M                         |       | 9.2.1.37              |   |
| >>>>Selected TAI           | M                         |       | TAI<br>9.2.3.16       |   |
| >SON Information           | M                         |       | 9.2.3.27              |   |
| >X2 TNL Configuration Info | C-ifSONInformationRequest |       | 9.2.3.29              | Source eNB X2 TNL Configuration Info.   |

| Condition               | Explanation   |
|-------------------------|---|
| ifSONInformationRequest | This IE shall be present if the <i>SON Information</i> IE contains the <i>SON Information Request</i> IE set to "X2 TNL Configuration Info" |

### 9.2.3.27 SON Information

This IE identifies the nature of the configuration information transferred, i.e., a request, a reply or a report.

| IE/Group Name                 | Presence | Range | IE type and reference  | Semantics description  | Criticality | Assigned Criticality |
|-------------------------------|----------|-------|--|--|-------------|----------------------|
| CHOICE <i>SON Information</i> | M        |       |  |  |             |                      |
| >SON Information Request      |          |       |  |  |             |                      |
| >>SON Information Request     | M        |       | ENUMERATED(X2 TNL Configuration Info, ..., Time synchronisation Info, Activate | In the current version of the specification only "X2 TNL Configuration | -           |                      |



|                          |   |  |                            |                                |     |        |
|--------------------------|---|--|----------------------------|--------------------------------|-----|--------|
|                          |   |  | Muting, Deactivate Muting) | Info" is applicable for EN-DC. |     |        |
| >SON Information Reply   |   |  |                            |                                |     |        |
| >>SON Information Reply  | M |  | 9.2.3.28                   |                                | -   |        |
| >SON Information Report  |   |  |                            |                                |     |        |
| >>SON Information Report | M |  | 9.2.3.39                   |                                | YES | ignore |

### 9.2.3.28 SON Information Reply

This IE contains the configuration information to be replied to the eNB.

| IE/Group Name                | Presence | Range | IE type and reference | Semantics description | Criticality | Assigned Criticality |
|------------------------------|----------|-------|-----------------------|-----------------------|-------------|----------------------|
| <b>SON Information Reply</b> |          |       |                       |                       |             |                      |
| >X2 TNL Configuration Info   | O        |       | 9.2.3.29              |                       |             |                      |
| >Time Synchronisation Info   | O        |       | 9.2.3.34              |                       | YES         | ignore               |
| >Muting Pattern Information  | O        |       | 9.2.3.41              |                       | YES         | ignore               |

### 9.2.3.29 X2 TNL Configuration Info

The *X2 TNL Configuration Info* IE is used for signalling X2 TNL Configuration information for automatic X2 SCTP association establishment. It contains TNL addresses of either an eNB or, in the context of EN-DC, of an en-gNB.

| IE/Group Name                                    | Presence | Range                          | IE type and reference | Semantics description   | Criticality | Assigned Criticality |
|--|----------|--------------------------------|-----------------------|---|-------------|----------------------|
| <b>eNB X2 Transport Layer Addresses</b>          |          | 1 ..<br><maxnoof eNBX2TLAs>    |                       |   |             |                      |
| >Transport Layer Address                         | M        |                                | 9.2.2.1               | Transport Layer Addresses for X2 SCTP end-point.  |             |                      |
| <b>eNB X2 Extended Transport Layer Addresses</b> |          | 0 ..<br><maxnoof eNBX2ExtTLAs> |                       |   | YES         | ignore               |
| >IP-Sec Transport Layer Address                  | O        |                                | 9.2.2.1               | Transport Layer Addresses for IP-Sec end-point.   | -           | -                    |
| <b>&gt;eNB GTP Transport Layer Addresses</b>     |          | 0 ..<br><maxnoof eNBX2GPTLAs>  |                       |   | -           | -                    |
| >>GTP Transport Layer Address                    | M        |                                | 9.2.2.1               | GTP Transport Layer Addresses for GTP end-points (used for data forwarding over X2 or for transport of X2-U user data for dual connectivity). | -           | -                    |
| <b>eNB Indirect X2 Transport Layer Addresses</b> |          | 0 ..<br><maxnoof eNBX2TLAs>    |                       |   | YES         | ignore               |



| IE/Group Name            | Presence | Range | IE type and reference | Semantics description                                     | Criticality | Assigned Criticality |
|--------------------------|----------|-------|-----------------------|---|-------------|----------------------|
| >Transport Layer Address | O        |       | 9.2.2.1               | Transport Layer Addresses for Indirect X2 SCTP end-point. |             |                      |

| Range bound         | Explanation   |
|---------------------|---|
| maxnoofeNBX2TLAs    | Maximum no. of eNB X2 Transport Layer Addresses for an SCTP end-point. Value is 2.                    |
| maxnoofeNBX2ExtTLAs | Maximum no. of eNB X2 Extended Transport Layer Addresses in the message. Value is 16.                 |
| maxnoofeNBX2GTPTLAs | Maximum no. of eNB X2 GTP Transport Layer Addresses for an GTP end-point in the message. Value is 16. |

### 9.2.3.30 NAS Security Parameters from E-UTRAN

The purpose of the *NAS Security Parameters from E-UTRAN* IE is to provide security related parameters for I-RAT handovers from E-UTRAN via the eNB to the UE.

| IE/Group Name                        | Presence | Range | IE Type and Reference | Semantics Description   |
|--------------------------------------|----------|-------|-----------------------|---|
| NAS Security Parameters from E-UTRAN | M        |       | OCTET STRING          | Coded as the value part of <i>NAS security parameters from E-UTRA</i> IE defined in TS 24.301 [24]. |

### 9.2.3.31 NAS Security Parameters to E-UTRAN

The purpose of the *NAS Security Parameters to E-UTRAN* IE is to provide security related parameters for I-RAT handovers to E-UTRAN via the RNC or BSS to the UE.

| IE/Group Name                      | Presence | Range | IE Type and Reference | Semantics Description   |
|------------------------------------|----------|-------|-----------------------|---|
| NAS Security Parameters to E-UTRAN | M        |       | OCTET STRING          | Coded as the value part of <i>NAS security parameters to E-UTRA</i> IE defined in TS 24.301 [24]. |

### 9.2.3.32 LPPa-PDU

This information element contains an eNB – E-SMLC or E-SMLC – eNB message that is transferred without interpretation in the MME.

| IE/Group Name | Presence | Range | IE type and reference | Semantics description |
|---------------|----------|-------|-----------------------|-----------------------|
| LPPa-PDU      | M        |       | OCTET STRING          |                       |

### 9.2.3.33 Routing ID

This information element is used to identify an E-SMLC within the EPC.

| IE/Group Name | Presence | Range | IE type and reference | Semantics description |
|---------------|----------|-------|-----------------------|-----------------------|
| Routing ID    | M        |       | INTEGER (0..255)      |                       |

### 9.2.3.34 Time Synchronisation Info

The *Time Synchronisation Info* IE is used for signalling stratum level, synchronisation status and muting availability for



over-the-air synchronisation using network listening.

| IE/Group Name                   | Presence | Range | IE type and reference                      | Semantics description                        | Criticality | Assigned Criticality |
|---------------------------------|----------|-------|--|--|-------------|----------------------|
| <b>Synchronisation Info</b>     |          |       |  |  |             |                      |
| >Stratum Level                  | M        |       | INTEGER (0..3, ...)                        |  |             |                      |
| >Synchronisation status         | M        |       | ENUMERATED(Synchronous, Asynchronous, ...) |  |             |                      |
| >Muting Availability Indication | O        |       | ENUMERATED (Available, Unavailable, ...)   | Indicates availability of muting activation. | YES         | ignore               |

### 9.2.3.35 Void

### 9.2.3.36 Traffic Load Reduction Indication

The *Traffic Load Reduction Indication* IE indicates the percentage of the type of traffic relative to the instantaneous incoming rate at the eNB, as indicated in the *Overload Action* IE, to be rejected.

| IE/Group Name                     | Presence | Range | IE type and reference | Semantics description |
|-----------------------------------|----------|-------|-----------------------|-----------------------|
| Traffic Load Reduction Indication | M        |       | INTEGER (1..99)       |                       |

### 9.2.3.37 Additional CS Fallback Indicator

The IE indicates whether the restrictions contained in the *Handover Restriction List* IE apply or not to the CS Fallback High Priority call.

| IE/Group Name                    | Presence | Range | IE type and reference                        | Semantics description |
|----------------------------------|----------|-------|--|-----------------------|
| Additional CS Fallback Indicator | M        |       | ENUMERATED(no restriction, restriction, ...) |                       |

### 9.2.3.38 Masked IMEISV

This information element contains the IMEISV value with a mask, to identify a terminal model without identifying an individual Mobile Equipment.

| IE/Group Name | Presence | Range | IE type and reference  | Semantics description   |
|---------------|----------|-------|------------------------|---|
| Masked IMEISV | M        |       | BIT STRING (SIZE (64)) | Coded as the International Mobile station Equipment Identity and Software Version Number (IMEISV) defined in TS 23.003 [21] with the last 4 digits of the SNR masked by setting the corresponding bits to 1.<br>The first to fourth bits correspond to the first digit of the IMEISV, the fifth to eighth bits correspond to the second digit of the IMEISV, and so on. |

### 9.2.3.39 SON Information Report

This IE contains the configuration information to be transferred to the eNB.



| IE/Group Name                        | Presence | Range | IE type and reference | Semantics description |
|--------------------------------------|----------|-------|-----------------------|-----------------------|
| CHOICE <i>SON Information Report</i> | M        |       |                       |                       |
| > <i>RLF Report Information</i>      |          |       |                       |                       |
| >>RLF Report Information             | M        |       | 9.2.3.40              |                       |

### 9.2.3.40 RLF Report Information

This IE contains the RLF report information to be transferred to the eNB.

| IE/Group Name                              | Presence | Range | IE type and reference | Semantics description   |
|--|----------|-------|-----------------------|---|
| UE RLF Report Container                    | M        |       | OCTET STRING          | Includes the <i>rlf-Report-r9</i> contained in <i>UEInformationResponse</i> message as defined in TS 36.331 [16].         |
| UE RLF Report Container for extended bands | O        |       | OCTET STRING          | Includes the <i>rlf-Report-v9e0</i> contained in the <i>UEInformationResponse</i> message (TS 36.331 [16]).               |
| NB-IoT RLF Report Container                | O        |       | OCTET STRING          | Includes the <i>rlf-Report-NB-r16</i> contained in <i>UEInformationResponse-NB</i> message, as defined in TS 36.331 [16]. |

### 9.2.3.41 Muting Pattern Information

This information element contains muting pattern information that can be used for over-the-air synchronisation using network listening.

| IE/Group Name         | Presence | Range | IE type and reference                        | Semantics description  |
|-----------------------|----------|-------|--|--|
| Muting Pattern Period | M        |       | ENUMERATED (0, 1280, 2560, 5120, 10240, ...) | Period for repetition of muted subframe in milliseconds. Value '0' indicates that the muting request is not fulfilled.   |
| Muting Pattern Offset | O        |       | INTEGER (0..10239,...)                       | Offset in number of subframes of the muting pattern starting from subframe 0 in a radio frame where SFN = 0.<br>If this IE is not present, the receiving eNB may consider the requested muting pattern offset in the former request has been accepted. |

### 9.2.3.42 Synchronisation Information

This information element contains information concerning the cell selected as source of synchronisation signal by the sending eNB.

| IE/Group Name              | Presence | Range | IE type and reference | Semantics description  |
|----------------------------|----------|-------|-----------------------|--|
| Source Stratum Level       | O        |       | INTEGER (0..3, ...)   | Stratum Level of cell selected as synchronisation source. The range of this IE is limited to 0..2. |
| Listening Subframe Pattern | O        |       | 9.2.3.43              | Subframe pattern where the Reference Signals can be  |



|                       |   |                        |          |  |
|-----------------------|---|------------------------|----------|--|
|                       |   |                        |          | detected for synchronisation.                                    |
| Aggressor Cell List   |   | 0..1                   |          | List of cells for which the muting pattern need to be activated. |
| >Aggressor E-CGI List |   | 1..<maxnoofCellsineNB> |          |  |
| >>E-CGI               | M |                        | 9.2.1.38 |  |

| Range bound       | Explanation   |
|-------------------|---|
| maxnoofCellsineNB | Maximum no. cells that can be served by an eNB. Value is 256. |

### 9.2.3.43 Listening Subframe Pattern

This information element contains information concerning the pattern of subframes where the reference signals can be detected for the purpose of over the air synchronisation via network listening.

| IE/Group Name  | Presence | Range | IE type and reference                        | Semantics description   |
|----------------|----------|-------|--|---|
| Pattern Period | M        |       | ENUMERATED<br>(1280, 2560, 5120, 10240, ...) | Period in milliseconds for repetition of the subframe where reference signals are available.                    |
| Pattern Offset | M        |       | INTEGER<br>(0..10239,...)                    | Offset in number of subframes of the reference signals starting from subframe 0 in a radio frame where SFN = 0. |

### 9.2.3.44 MME Group ID

This information element contains information concerning the MME Group ID that identifies a group of MME's.

| IE/Group Name | Presence | Range | IE type and reference     | Semantics description                         |
|---------------|----------|-------|---------------------------|---|
| MME Group ID  | M        |       | OCTET STRING<br>(SIZE(2)) | The MME Group ID is defined in TS 23.003 [21] |

### 9.2.3.45 Additional GUTI

This information element contains DCN related information to for identification of a CN node.

| IE/Group Name | Presence | Range | IE type and reference      | Semantics description |
|---------------|----------|-------|----------------------------|-----------------------|
| GUMMEI        | M        |       | 9.2.3.9                    |                       |
| M-TMSI        | M        |       | OCTET STRING<br>(SIZE (4)) |                       |

### 9.2.3.46 Extended UE Identity Index Value

The *Extended UE Identity Index Value* IE is used by the eNB to calculate the paging resources to be used for the UE, as defined in TS 36.304 [20].

| IE/Group Name                    | Presence | Range | IE type and reference    | Semantics description  |
|----------------------------------|----------|-------|--------------------------|--|
| Extended UE Identity Index Value | M        |       | BIT STRING<br>(SIZE(14)) | Corresponds to the UE_ID used to determine the Paging Narrowband and the NB-IoT paging carrier as specified in TS 36.304 [20]. |



### 9.2.3.47 NB-IoT UE Identity Index Value

The *NB-IoT UE Identity Index Value* IE is used by the eNB to calculate the paging resources to be used for the UE, as defined in TS 36.304 [20].

| IE/Group Name                  | Presence | Range | IE type and reference | Semantics description                 |
|--------------------------------|----------|-------|-----------------------|---------------------------------------|
| NB-IoT UE Identity Index Value | M        |       | BIT STRING (SIZE(12)) | Coded as specified in TS 36.304 [20]. |

### 9.2.3.48 DL NAS PDU Delivery Request

This IE indicates the request to acknowledge the successful delivery of a downlink NAS PDU as specified in TS 23.401 [11].

| IE/Group Name               | Presence | Range | IE type and reference       | Semantics description |
|-----------------------------|----------|-------|-----------------------------|-----------------------|
| DL NAS PDU Delivery Request | M        |       | ENUMERATED (requested, ...) |                       |

### 9.2.3.49 DL CP Security Information

The *DL CP Security Information* IE contains NAS level security information to be forwarded to the UE as described in TS 33.401 [15].

| IE/Group Name | Presence | Range | IE type and reference | Semantics description      |
|---------------|----------|-------|-----------------------|----------------------------|
| DL NAS MAC    | M        |       | BIT STRING (SIZE(16)) | Defined in TS 33.401 [15]. |

### 9.2.3.50 UL CP Security Information

The *UL CP Security Information* IE contains NAS level security information to enable UE authentication by the MME as described in TS 33.401 [15].

| IE/Group Name | Presence | Range | IE type and reference | Semantics description      |
|---------------|----------|-------|-----------------------|----------------------------|
| UL NAS MAC    | M        |       | BIT STRING (SIZE(16)) | Defined in TS 33.401 [15]. |
| UL NAS Count  | M        |       | BIT STRING (SIZE(5))  | Defined in TS 33.401 [15]. |

### 9.2.3.51 UE Capability Info Request

This IE indicates the request to provide to the MME the UE capability related information when retrieved from the UE.

| IE/Group Name              | Presence | Range | IE type and reference       | Semantics description |
|----------------------------|----------|-------|-----------------------------|-----------------------|
| UE Capability Info Request | M        |       | ENUMERATED (requested, ...) |                       |

### 9.2.3.52 5GS TAI

This information element is used to uniquely identify a 5GS Tracking Area.

| IE/Group Name | Presence | Range | IE type and reference | Semantics description |
|---------------|----------|-------|-----------------------|-----------------------|
| TAI           |          |       |                       |                       |



|                |   |  |          |  |
|----------------|---|--|----------|--|
| >PLMN Identity | M |  | 9.2.3.8  |  |
| >5GS TAC       | M |  | 9.2.3.53 |  |

### 9.2.3.53 5GS TAC

This information element is used to uniquely identify a 5GS Tracking Area Code.

| IE/Group Name | Presence | Range | IE type and reference   | Semantics description |
|---------------|----------|-------|-------------------------|-----------------------|
| 5GS TAC       | M        |       | OCTET STRING (SIZE (3)) |                       |

### 9.2.3.54 End Indication

The *End Indication* IE indicates that there are no further NAS PDUs to be transmitted for this UE.

| IE/Group Name  | Presence | Range | IE type and reference                                  | Semantics description |
|----------------|----------|-------|--|-----------------------|
| End Indication | M        |       | ENUMERATED (no further data, further data exists, ...) |                       |

### 9.2.3.55 Pending Data Indication

This IE indicates that the MME is aware of pending signalling or data in the network for the UE, or that the MME expects a response from the UE.

| IE/Group Name           | Presence | Range | IE type and reference  | Semantics description |
|-------------------------|----------|-------|------------------------|-----------------------|
| Pending Data Indication | M        |       | ENUMERATED (true, ...) |                       |

### 9.2.3.56 LTE NTN TAI Information

This IE contains the serving PLMN, the broadcast TAC(s) and the TAC information derived from the actual UE location if available.

| IE/Group Name                      | Presence | Range                   | IE type and reference | Semantics description   |
|------------------------------------|----------|-------------------------|-----------------------|---|
| Serving PLMN                       | M        |                         | PLMN Identity 9.2.3.8 | Indicates the UE's serving PLMN.  |
| TAC List in LTE NTN                |          | $1..<maxnoofTACsinNTN>$ |                       | Includes all TAC(s) broadcast in the cell, for the UE's serving PLMN.               |
| >TAC                               | M        |                         | 9.2.3.7               |   |
| UE location derived TAC in LTE NTN | O        |                         | TAC 9.2.3.7           | This IE contains TAC information derived from the actual UE location, if available. |

| Range bound      | Explanation                              |
|------------------|--|
| maxnoofTACsinNTN | Maximum no. of TACs in NTN. Value is 12. |



## 9.3 Message and Information Element Abstract Syntax (with ASN.1)

### 9.3.0 General

S1AP ASN.1 definition conforms to ITU-T Rec. X.691 [4], ITU-T Rec. X.680 [5] and ITU-T Rec. X.681 [6].

The ASN.1 definition specifies the structure and content of S1AP messages. S1AP messages can contain any IEs specified in the object set definitions for that message without the order or number of occurrence being restricted by ASN.1. However, for this version of the standard, a sending entity shall construct a S1AP message according to the PDU definitions module and with the following additional rules:

- IEs shall be ordered (in an IE container) in the order they appear in object set definitions.
- Object set definitions specify how many times IEs may appear. An IE shall appear exactly once if the presence field in an object has value "mandatory". An IE may appear at most once if the presence field in an object has value "optional" or "conditional". If in a tabular format there is multiplicity specified for an IE (i.e., an IE list) then in the corresponding ASN.1 definition the list definition is separated into two parts. The first part defines an IE container list where the list elements reside. The second part defines list elements. The IE container list appears as an IE of its own. For this version of the standard an IE container list may contain only one kind of list elements.

NOTE: In the above "IE" means an IE in the object set with an explicit ID. If one IE needs to appear more than once in one object set, then the different occurrences will have different IE IDs.

If a S1AP message that is not constructed as defined above is received, this shall be considered as Abstract Syntax Error, and the message shall be handled as defined for Abstract Syntax Error in subclause 10.3.6.

Subclause 9.3 presents the Abstract Syntax of S1AP protocol with ASN.1. In case there is contradiction between the ASN.1 definition in this subclause and the tabular format in subclause 9.1 and 9.2, the ASN.1 shall take precedence, except for the definition of conditions for the presence of conditional elements, where the tabular format shall take precedence.

### 9.3.1 Usage of private message mechanism for non-standard use

The private message mechanism for non-standard use may be used:

- for special operator- (and/or vendor) specific features considered not to be part of the basic functionality, i.e., the functionality required for a complete and high-quality specification in order to guarantee multivendor interoperability;
- by vendors for research purposes, e.g., to implement and evaluate new algorithms/features before such features are proposed for standardisation.

The private message mechanism shall not be used for basic functionality. Such functionality shall be standardised.



## 9.3.2 Elementary Procedure Definitions

```
-- ASN1START
-- *****
--
-- Elementary Procedure definitions
--
-- *****

SlAP-PDU-Descriptions {
itu-t (0) identified-organization (4) etsi (0) mobileDomain (0)
eps-Access (21) modules (3) slap (1) version1 (1) slap-PDU-Descriptions (0)}

DEFINITIONS AUTOMATIC TAGS ::=

BEGIN

-- *****
--
-- IE parameter types from other modules.
--
-- *****

IMPORTS
    Criticality,
    ProcedureCode
FROM SlAP-CommonDataTypes

    CellTrafficTrace,
    DeactivateTrace,
    DownlinkUEAssociatedLPPaTransport,
    DownlinkNASTransport,
    DownlinkNonUEAssociatedLPPaTransport,
    DownlinkSlcdma2000tunnelling,
    ENBDirectInformationTransfer,
    ENBStatusTransfer,
    ENBConfigurationUpdate,
    ENBConfigurationUpdateAcknowledge,
    ENBConfigurationUpdateFailure,
    ErrorIndication,
    HandoverCancel,
    HandoverCancelAcknowledge,
    HandoverCommand,
    HandoverFailure,
    HandoverNotify,
    HandoverPreparationFailure,
    HandoverRequest,
    HandoverRequestAcknowledge,
    HandoverRequired,
    InitialContextSetupFailure,
    InitialContextSetupRequest,
    InitialContextSetupResponse,
    InitialUEMessage,
```



KillRequest,  
KillResponse,  
LocationReportingControl,  
LocationReportingFailureIndication,  
LocationReport,  
MMEConfigurationUpdate,  
MMEConfigurationUpdateAcknowledge,  
MMEConfigurationUpdateFailure,  
MMEDirectInformationTransfer,  
MMEStatusTransfer,  
NASNonDeliveryIndication,  
OverloadStart,  
OverloadStop,  
Paging,  
PathSwitchRequest,  
PathSwitchRequestAcknowledge,  
PathSwitchRequestFailure,  
PrivateMessage,  
Reset,  
ResetAcknowledge,  
S1SetupFailure,  
S1SetupRequest,  
S1SetupResponse,  
E-RABModifyRequest,  
E-RABModifyResponse,  
E-RABModificationIndication,  
E-RABModificationConfirm,  
E-RABReleaseCommand,  
E-RABReleaseResponse,  
E-RABReleaseIndication,  
E-RABSetupRequest,  
E-RABSetupResponse,  
TraceFailureIndication,  
TraceStart,  
UECapabilityInfoIndication,  
UEContextModificationFailure,  
UEContextModificationRequest,  
UEContextModificationResponse,  
UEContextReleaseCommand,  
UEContextReleaseComplete,  
UEContextReleaseRequest,  
UERadioCapabilityMatchRequest,  
UERadioCapabilityMatchResponse,  
UplinkUEAssociatedLPPaTransport,  
UplinkNASTransport,  
UplinkNonUEAssociatedLPPaTransport,  
UplinkS1cdma2000tunnelling,  
WriteReplaceWarningRequest,  
WriteReplaceWarningResponse,  
ENBConfigurationTransfer,  
MMEConfigurationTransfer,  
PWSRestartIndication,  
UEContextModificationIndication,  
UEContextModificationConfirm,



RerouteNASRequest,  
PWSFailureIndication,  
UEContextSuspendRequest,  
UEContextSuspendResponse,  
UEContextResumeRequest,  
UEContextResumeResponse,  
UEContextResumeFailure,  
ConnectionEstablishmentIndication,  
NASDeliveryIndication,  
RetrieveUEInformation,  
UEInformationTransfer,  
ENBCPRelocationIndication,  
MMECPRelocationIndication,  
SecondaryRATDataUsageReport,  
UERadioCapabilityIDMappingRequest,  
UERadioCapabilityIDMappingResponse,  
HandoverSuccess,  
ENBEarlyStatusTransfer,  
MMEEarlyStatusTransfer

FROM SlAP-PDU-Contents

id-CellTrafficTrace,  
id-DeactivateTrace,  
id-downlinkUEAssociatedLPPaTransport,  
id-downlinkNASTransport,  
id-downlinkNonUEAssociatedLPPaTransport,  
id-DownlinkS1cdma2000tunnelling,  
id-eNBStatusTransfer,  
id-ErrorIndication,  
id-HandoverCancel,  
id-HandoverNotification,  
id-HandoverPreparation,  
id-HandoverResourceAllocation,  
id-InitialContextSetup,  
id-initialUEMessage,  
id-ENBConfigurationUpdate,  
id-Kill,  
id-LocationReportingControl,  
id-LocationReportingFailureIndication,  
id-LocationReport,  
id-eNBDirectInformationTransfer,  
id-MMEConfigurationUpdate,  
id-MMEDirectInformationTransfer,  
id-MMEStatusTransfer,  
id-NASNonDeliveryIndication,  
id-OverloadStart,  
id-OverloadStop,  
id-Paging,  
id-PathSwitchRequest,  
id-PrivateMessage,  
id-Reset,  
id-S1Setup,



```

id-E-RABModify,
id-E-RABModificationIndication,
id-E-RABRelease,
id-E-RABReleaseIndication,
id-E-RABSetup,
id-TraceFailureIndication,
id-TraceStart,
id-UECapabilityInfoIndication,
id-UEContextModification,
id-UEContextRelease,
id-UEContextReleaseRequest,
id-UERadioCapabilityMatch,
id-uplinkUEAssociatedLPPaTransport,
id-uplinkNASTransport,
id-uplinkNonUEAssociatedLPPaTransport,
id-UplinkSlcdma2000tunnelling,
id-WriteReplaceWarning,
id-eNBConfigurationTransfer,
id-MMEConfigurationTransfer,
id-PWSRestartIndication,
id-UEContextModificationIndication,
id-RerouteNASRequest,
id-PWSFailureIndication,
id-UEContextSuspend,
id-UEContextResume,
id-ConnectionEstablishmentIndication,
id-NASDeliveryIndication,
id-RetrieveUEInformation,
id-UEInformationTransfer,
id-eNBCPRelocationIndication,
id-MMECPRelocationIndication,
id-SecondaryRATDataUsageReport,
id-UERadioCapabilityIDMapping,
id-HandoverSuccess,
id-eNBEarlyStatusTransfer,
id-MMEEarlyStatusTransfer

```

FROM SlAP-Constants;

```

-- *****
--
-- Interface Elementary Procedure Class
--
-- *****

```

```

SlAP-ELEMENTARY-PROCEDURE ::= CLASS {
    &InitiatingMessage
    &SuccessfulOutcome                OPTIONAL,
    &UnsuccessfulOutcome              OPTIONAL,
    &procedureCode                    ProcedureCode UNIQUE,
    &criticality                      Criticality    DEFAULT ignore
}

```



```

WITH SYNTAX {
    INITIATING MESSAGE      &InitiatingMessage
    [SUCCESSFUL OUTCOME     &SuccessfulOutcome]
    [UNSUCCESSFUL OUTCOME   &UnsuccessfulOutcome]
    PROCEDURE CODE          &procedureCode
    [CRITICALITY            &criticality]
}

-- *****
--
-- Interface PDU Definition
--
-- *****

SLAP-PDU ::= CHOICE {
    initiatingMessage      InitiatingMessage,
    successfulOutcome      SuccessfulOutcome,
    unsuccessfulOutcome    UnsuccessfulOutcome,
    ...
}

InitiatingMessage ::= SEQUENCE {
    procedureCode          SLAP-ELEMENTARY-PROCEDURE.&procedureCode      ({SLAP-ELEMENTARY-PROCEDURES}),
    criticality            SLAP-ELEMENTARY-PROCEDURE.&criticality         ({SLAP-ELEMENTARY-PROCEDURES}{@procedureCode}),
    value                  SLAP-ELEMENTARY-PROCEDURE.&InitiatingMessage  ({SLAP-ELEMENTARY-PROCEDURES}{@procedureCode})
}

SuccessfulOutcome ::= SEQUENCE {
    procedureCode          SLAP-ELEMENTARY-PROCEDURE.&procedureCode      ({SLAP-ELEMENTARY-PROCEDURES}),
    criticality            SLAP-ELEMENTARY-PROCEDURE.&criticality         ({SLAP-ELEMENTARY-PROCEDURES}{@procedureCode}),
    value                  SLAP-ELEMENTARY-PROCEDURE.&SuccessfulOutcome  ({SLAP-ELEMENTARY-PROCEDURES}{@procedureCode})
}

UnsuccessfulOutcome ::= SEQUENCE {
    procedureCode          SLAP-ELEMENTARY-PROCEDURE.&procedureCode      ({SLAP-ELEMENTARY-PROCEDURES}),
    criticality            SLAP-ELEMENTARY-PROCEDURE.&criticality         ({SLAP-ELEMENTARY-PROCEDURES}{@procedureCode}),
    value                  SLAP-ELEMENTARY-PROCEDURE.&UnsuccessfulOutcome ({SLAP-ELEMENTARY-PROCEDURES}{@procedureCode})
}

-- *****
--
-- Interface Elementary Procedure List
--
-- *****

SLAP-ELEMENTARY-PROCEDURES SLAP-ELEMENTARY-PROCEDURE ::= {
    SLAP-ELEMENTARY-PROCEDURES-CLASS-1
    |
    SLAP-ELEMENTARY-PROCEDURES-CLASS-2,
    ...
}

SLAP-ELEMENTARY-PROCEDURES-CLASS-1 SLAP-ELEMENTARY-PROCEDURE ::= {
    handoverPreparation
    |

```



```

handoverResourceAllocation
pathSwitchRequest
e-RABSetup
e-RABModify
e-RABRelease
initialContextSetup
handoverCancel
kill
reset
s1Setup
uEContextModification
uEContextRelease
eNBConfigurationUpdate
mMEConfigurationUpdate
writeReplaceWarning
...,
uERadioCapabilityMatch
e-RABModificationIndication
uEContextModificationIndication
uEContextSuspend
uEContextResume
uERadioCapabilityIDMapping
}

S1AP-ELEMENTARY-PROCEDURES-CLASS-2 S1AP-ELEMENTARY-PROCEDURE ::= {
handoverNotification
e-RABReleaseIndication
paging
downlinkNASTransport
initialUEMessage
uplinkNASTransport
errorIndication
nASNonDeliveryIndication
uEContextReleaseRequest
downlinkS1cdma2000tunnelling
uplinkS1cdma2000tunnelling
uECapabilityInfoIndication
eNBStatusTransfer
mMEStatusTransfer
deactivateTrace
traceStart
traceFailureIndication
cellTrafficTrace
locationReportingControl
locationReportingFailureIndication
locationReport
overloadStart
overloadStop
eNBDirectInformationTransfer
mMEDirectInformationTransfer
eNBConfigurationTransfer
mMEConfigurationTransfer
privateMessage
...,

```



```

    downlinkUEAssociatedLPPaTransport
    uplinkUEAssociatedLPPaTransport
    downlinkNonUEAssociatedLPPaTransport
    uplinkNonUEAssociatedLPPaTransport
    pWSRestartIndication
    rerouteNASRequest
    pWSFailureIndication
    connectionEstablishmentIndication
    nASDeliveryIndication
    retrieveUEInformation
    uEInformationTransfer
    eNBCPRelocationIndication
    mMECPRelocationIndication
    secondaryRATDataUsageReport
    handoverSuccess
    eNBEarlyStatusTransfer
    mMEEarlyStatusTransfer
}

-- *****
--
-- Interface Elementary Procedures
--
-- *****

handoverPreparation SLAP-ELEMENTARY-PROCEDURE ::= {
    INITIATING MESSAGE      HandoverRequired
    SUCCESSFUL OUTCOME      HandoverCommand
    UNSUCCESSFUL OUTCOME    HandoverPreparationFailure
    PROCEDURE CODE          id-HandoverPreparation
    CRITICALITY              reject
}

handoverResourceAllocation SLAP-ELEMENTARY-PROCEDURE ::= {
    INITIATING MESSAGE      HandoverRequest
    SUCCESSFUL OUTCOME      HandoverRequestAcknowledge
    UNSUCCESSFUL OUTCOME    HandoverFailure
    PROCEDURE CODE          id-HandoverResourceAllocation
    CRITICALITY              reject
}

handoverNotification SLAP-ELEMENTARY-PROCEDURE ::= {
    INITIATING MESSAGE      HandoverNotify
    PROCEDURE CODE          id-HandoverNotification
    CRITICALITY              ignore
}

pathSwitchRequest SLAP-ELEMENTARY-PROCEDURE ::= {
    INITIATING MESSAGE      PathSwitchRequest
    SUCCESSFUL OUTCOME      PathSwitchRequestAcknowledge
    UNSUCCESSFUL OUTCOME    PathSwitchRequestFailure
    PROCEDURE CODE          id-PathSwitchRequest
    CRITICALITY              reject
}

```



```
e-RABSetup SLAP-ELEMENTARY-PROCEDURE ::= {
    INITIATING MESSAGE      E-RABSetupRequest
    SUCCESSFUL OUTCOME      E-RABSetupResponse
    PROCEDURE CODE          id-E-RABSetup
    CRITICALITY              reject
}

e-RABModify SLAP-ELEMENTARY-PROCEDURE ::= {
    INITIATING MESSAGE      E-RABModifyRequest
    SUCCESSFUL OUTCOME      E-RABModifyResponse
    PROCEDURE CODE          id-E-RABModify
    CRITICALITY              reject
}

e-RABRelease SLAP-ELEMENTARY-PROCEDURE ::= {
    INITIATING MESSAGE      E-RABReleaseCommand
    SUCCESSFUL OUTCOME      E-RABReleaseResponse
    PROCEDURE CODE          id-E-RABRelease
    CRITICALITY              reject
}

e-RABReleaseIndication SLAP-ELEMENTARY-PROCEDURE ::= {
    INITIATING MESSAGE      E-RABReleaseIndication
    PROCEDURE CODE          id-E-RABReleaseIndication
    CRITICALITY              ignore
}

initialContextSetup SLAP-ELEMENTARY-PROCEDURE ::= {
    INITIATING MESSAGE      InitialContextSetupRequest
    SUCCESSFUL OUTCOME      InitialContextSetupResponse
    UNSUCCESSFUL OUTCOME    InitialContextSetupFailure
    PROCEDURE CODE          id-InitialContextSetup
    CRITICALITY              reject
}

UEContextReleaseRequest SLAP-ELEMENTARY-PROCEDURE ::= {
    INITIATING MESSAGE      UEContextReleaseRequest
    PROCEDURE CODE          id-UEContextReleaseRequest
    CRITICALITY              ignore
}

paging SLAP-ELEMENTARY-PROCEDURE ::= {
    INITIATING MESSAGE      Paging
    PROCEDURE CODE          id-Paging
    CRITICALITY              ignore
}

downlinkNASTransport SLAP-ELEMENTARY-PROCEDURE ::= {
    INITIATING MESSAGE      DownlinkNASTransport
    PROCEDURE CODE          id-downlinkNASTransport
    CRITICALITY              ignore
}
```



```
initialUEMessage SlAP-ELEMENTARY-PROCEDURE ::= {
    INITIATING MESSAGE      InitialUEMessage
    PROCEDURE CODE          id-initialUEMessage
    CRITICALITY              ignore
}

uplinkNASTransport SlAP-ELEMENTARY-PROCEDURE ::= {
    INITIATING MESSAGE      UplinkNASTransport
    PROCEDURE CODE          id-uplinkNASTransport
    CRITICALITY              ignore
}

NASNonDeliveryIndication SlAP-ELEMENTARY-PROCEDURE ::= {
    INITIATING MESSAGE      NASNonDeliveryIndication
    PROCEDURE CODE          id-NASNonDeliveryIndication
    CRITICALITY              ignore
}

handoverCancel SlAP-ELEMENTARY-PROCEDURE ::= {
    INITIATING MESSAGE      HandoverCancel
    SUCCESSFUL OUTCOME      HandoverCancelAcknowledge
    PROCEDURE CODE          id-HandoverCancel
    CRITICALITY              reject
}

reset SlAP-ELEMENTARY-PROCEDURE ::= {
    INITIATING MESSAGE      Reset
    SUCCESSFUL OUTCOME      ResetAcknowledge
    PROCEDURE CODE          id-Reset
    CRITICALITY              reject
}

errorIndication SlAP-ELEMENTARY-PROCEDURE ::= {
    INITIATING MESSAGE      ErrorIndication
    PROCEDURE CODE          id-ErrorIndication
    CRITICALITY              ignore
}

s1Setup SlAP-ELEMENTARY-PROCEDURE ::= {
    INITIATING MESSAGE      S1SetupRequest
    SUCCESSFUL OUTCOME      S1SetupResponse
    UNSUCCESSFUL OUTCOME    S1SetupFailure
    PROCEDURE CODE          id-S1Setup
    CRITICALITY              reject
}

enBConfigurationUpdate SlAP-ELEMENTARY-PROCEDURE ::= {
    INITIATING MESSAGE      ENBConfigurationUpdate
    SUCCESSFUL OUTCOME      ENBConfigurationUpdateAcknowledge
    UNSUCCESSFUL OUTCOME    ENBConfigurationUpdateFailure
    PROCEDURE CODE          id-ENBConfigurationUpdate
    CRITICALITY              reject
}

mMEConfigurationUpdate SlAP-ELEMENTARY-PROCEDURE ::= {
```



```

    INITIATING MESSAGE      MMEConfigurationUpdate
    SUCCESSFUL OUTCOME      MMEConfigurationUpdateAcknowledge
    UNSUCCESSFUL OUTCOME    MMEConfigurationUpdateFailure
    PROCEDURE CODE          id-MMEConfigurationUpdate
    CRITICALITY              reject
}

downlinkS1cdma2000tunnelling SlAP-ELEMENTARY-PROCEDURE ::= {
    INITIATING MESSAGE      DownlinkS1cdma2000tunnelling
    PROCEDURE CODE          id-DownlinkS1cdma2000tunnelling
    CRITICALITY              ignore
}

uplinkS1cdma2000tunnelling SlAP-ELEMENTARY-PROCEDURE ::= {
    INITIATING MESSAGE      UplinkS1cdma2000tunnelling
    PROCEDURE CODE          id-UplinkS1cdma2000tunnelling
    CRITICALITY              ignore
}

UEContextModification SlAP-ELEMENTARY-PROCEDURE ::= {
    INITIATING MESSAGE      UEContextModificationRequest
    SUCCESSFUL OUTCOME      UEContextModificationResponse
    UNSUCCESSFUL OUTCOME    UEContextModificationFailure
    PROCEDURE CODE          id-UEContextModification
    CRITICALITY              reject
}

UECapabilityInfoIndication SlAP-ELEMENTARY-PROCEDURE ::= {
    INITIATING MESSAGE      UECapabilityInfoIndication
    PROCEDURE CODE          id-UECapabilityInfoIndication
    CRITICALITY              ignore
}

UEContextRelease SlAP-ELEMENTARY-PROCEDURE ::= {
    INITIATING MESSAGE      UEContextReleaseCommand
    SUCCESSFUL OUTCOME      UEContextReleaseComplete
    PROCEDURE CODE          id-UEContextRelease
    CRITICALITY              reject
}

eNBStatusTransfer SlAP-ELEMENTARY-PROCEDURE ::= {
    INITIATING MESSAGE      eNBStatusTransfer
    PROCEDURE CODE          id-eNBStatusTransfer
    CRITICALITY              ignore
}

mMEStatusTransfer SlAP-ELEMENTARY-PROCEDURE ::= {
    INITIATING MESSAGE      mMEStatusTransfer
    PROCEDURE CODE          id-mMEStatusTransfer
    CRITICALITY              ignore
}

deactivateTrace SlAP-ELEMENTARY-PROCEDURE ::= {
    INITIATING MESSAGE      DeactivateTrace

```



```
    PROCEDURE CODE      id-DeactivateTrace
    CRITICALITY          ignore
}

traceStart SLAP-ELEMENTARY-PROCEDURE ::= {
    INITIATING MESSAGE   TraceStart
    PROCEDURE CODE       id-TraceStart
    CRITICALITY          ignore
}

traceFailureIndication SLAP-ELEMENTARY-PROCEDURE ::= {
    INITIATING MESSAGE   TraceFailureIndication
    PROCEDURE CODE       id-TraceFailureIndication
    CRITICALITY          ignore
}

cellTrafficTrace SLAP-ELEMENTARY-PROCEDURE ::= {
    INITIATING MESSAGE   CellTrafficTrace
    PROCEDURE CODE       id-CellTrafficTrace
    CRITICALITY          ignore
}

locationReportingControl SLAP-ELEMENTARY-PROCEDURE ::= {
    INITIATING MESSAGE   LocationReportingControl
    PROCEDURE CODE       id-LocationReportingControl
    CRITICALITY          ignore
}

locationReportingFailureIndication SLAP-ELEMENTARY-PROCEDURE ::= {
    INITIATING MESSAGE   LocationReportingFailureIndication
    PROCEDURE CODE       id-LocationReportingFailureIndication
    CRITICALITY          ignore
}

locationReport SLAP-ELEMENTARY-PROCEDURE ::= {
    INITIATING MESSAGE   LocationReport
    PROCEDURE CODE       id-LocationReport
    CRITICALITY          ignore
}

overloadStart SLAP-ELEMENTARY-PROCEDURE ::= {
    INITIATING MESSAGE   OverloadStart
    PROCEDURE CODE       id-OverloadStart
    CRITICALITY          ignore
}

overloadStop SLAP-ELEMENTARY-PROCEDURE ::= {
    INITIATING MESSAGE   OverloadStop
    PROCEDURE CODE       id-OverloadStop
    CRITICALITY          reject
}

writeReplaceWarning SLAP-ELEMENTARY-PROCEDURE ::= {
    INITIATING MESSAGE   WriteReplaceWarningRequest
    SUCCESSFUL OUTCOME   WriteReplaceWarningResponse
}
```



```
        PROCEDURE CODE      id-WriteReplaceWarning
        CRITICALITY         reject
    }

    eNBDirectInformationTransfer SLAP-ELEMENTARY-PROCEDURE ::= {
        INITIATING MESSAGE    ENBDirectInformationTransfer
        PROCEDURE CODE        id-eNBDirectInformationTransfer
        CRITICALITY           ignore
    }

    mMEDirectInformationTransfer SLAP-ELEMENTARY-PROCEDURE ::= {
        INITIATING MESSAGE    MMEDirectInformationTransfer
        PROCEDURE CODE        id-MMEDirectInformationTransfer
        CRITICALITY           ignore
    }

    eNBConfigurationTransfer SLAP-ELEMENTARY-PROCEDURE ::= {
        INITIATING MESSAGE    ENBConfigurationTransfer
        PROCEDURE CODE        id-eNBConfigurationTransfer
        CRITICALITY           ignore
    }

    mMEDirectConfigurationTransfer SLAP-ELEMENTARY-PROCEDURE ::= {
        INITIATING MESSAGE    MMEConfigurationTransfer
        PROCEDURE CODE        id-MMEConfigurationTransfer
        CRITICALITY           ignore
    }

    privateMessage SLAP-ELEMENTARY-PROCEDURE ::= {
        INITIATING MESSAGE    PrivateMessage
        PROCEDURE CODE        id-PrivateMessage
        CRITICALITY           ignore
    }

    pWSRestartIndication SLAP-ELEMENTARY-PROCEDURE ::= {
        INITIATING MESSAGE    PWSRestartIndication
        PROCEDURE CODE        id-PWSRestartIndication
        CRITICALITY           ignore
    }

    kill SLAP-ELEMENTARY-PROCEDURE ::= {
        INITIATING MESSAGE    KillRequest
        SUCCESSFUL OUTCOME    KillResponse
        PROCEDURE CODE        id-Kill
        CRITICALITY           reject
    }

    downlinkUEAssociatedLPPaTransport SLAP-ELEMENTARY-PROCEDURE ::= {
        INITIATING MESSAGE    DownlinkUEAssociatedLPPaTransport
        PROCEDURE CODE        id-downlinkUEAssociatedLPPaTransport
        CRITICALITY           ignore
    }
```



```
uplinkUEAssociatedLPPaTransport SlAP-ELEMENTARY-PROCEDURE ::= {
    INITIATING MESSAGE      UplinkUEAssociatedLPPaTransport
    PROCEDURE CODE          id-uplinkUEAssociatedLPPaTransport
    CRITICALITY              ignore
}

downlinkNonUEAssociatedLPPaTransport SlAP-ELEMENTARY-PROCEDURE ::= {
    INITIATING MESSAGE      DownlinkNonUEAssociatedLPPaTransport
    PROCEDURE CODE          id-downlinkNonUEAssociatedLPPaTransport
    CRITICALITY              ignore
}

uplinkNonUEAssociatedLPPaTransport SlAP-ELEMENTARY-PROCEDURE ::= {
    INITIATING MESSAGE      UplinkNonUEAssociatedLPPaTransport
    PROCEDURE CODE          id-uplinkNonUEAssociatedLPPaTransport
    CRITICALITY              ignore
}

uERadioCapabilityMatch SlAP-ELEMENTARY-PROCEDURE ::= {
    INITIATING MESSAGE      UERadioCapabilityMatchRequest
    SUCCESSFUL OUTCOME      UERadioCapabilityMatchResponse
    PROCEDURE CODE          id-UERadioCapabilityMatch
    CRITICALITY              reject
}

e-RABModificationIndication SlAP-ELEMENTARY-PROCEDURE ::= {
    INITIATING MESSAGE      E-RABModificationIndication
    SUCCESSFUL OUTCOME      E-RABModificationConfirm
    PROCEDURE CODE          id-E-RABModificationIndication
    CRITICALITY              reject
}

UEContextModificationIndication SlAP-ELEMENTARY-PROCEDURE ::= {
    INITIATING MESSAGE      UEContextModificationIndication
    SUCCESSFUL OUTCOME      UEContextModificationConfirm
    PROCEDURE CODE          id-UEContextModificationIndication
    CRITICALITY              reject
}

rerouteNASRequest SlAP-ELEMENTARY-PROCEDURE ::= {
    INITIATING MESSAGE      RerouteNASRequest
    PROCEDURE CODE          id-RerouteNASRequest
    CRITICALITY              reject
}

PWSFailureIndication SlAP-ELEMENTARY-PROCEDURE ::= {
    INITIATING MESSAGE      PWSFailureIndication
    PROCEDURE CODE          id-PWSFailureIndication
    CRITICALITY              ignore
}

UEContextSuspend SlAP-ELEMENTARY-PROCEDURE ::= {
    INITIATING MESSAGE      UEContextSuspendRequest
    SUCCESSFUL OUTCOME      UEContextSuspendResponse
    PROCEDURE CODE          id-UEContextSuspend
}
```



```
    CRITICALITY          reject
  }

ueContextResume SlAP-ELEMENTARY-PROCEDURE ::= {
  INITIATING MESSAGE    UEContextResumeRequest
  SUCCESSFUL OUTCOME    UEContextResumeResponse
  UNSUCCESSFUL OUTCOME  UEContextResumeFailure
  PROCEDURE CODE        id-UEContextResume
  CRITICALITY           reject
}

connectionEstablishmentIndication SlAP-ELEMENTARY-PROCEDURE ::= {
  INITIATING MESSAGE    ConnectionEstablishmentIndication
  PROCEDURE CODE        id-ConnectionEstablishmentIndication
  CRITICALITY           reject
}

nASDeliveryIndication SlAP-ELEMENTARY-PROCEDURE ::= {
  INITIATING MESSAGE    NASDeliveryIndication
  PROCEDURE CODE        id-NASDeliveryIndication
  CRITICALITY           ignore
}

retrieveUEInformation SlAP-ELEMENTARY-PROCEDURE ::= {
  INITIATING MESSAGE    RetrieveUEInformation
  PROCEDURE CODE        id-RetrieveUEInformation
  CRITICALITY           reject
}

ueInformationTransfer SlAP-ELEMENTARY-PROCEDURE ::= {
  INITIATING MESSAGE    UEInformationTransfer
  PROCEDURE CODE        id-UEInformationTransfer
  CRITICALITY           reject
}

eNBCPRelocationIndication SlAP-ELEMENTARY-PROCEDURE ::= {
  INITIATING MESSAGE    ENBCPRelocationIndication
  PROCEDURE CODE        id-eNBCPRelocationIndication
  CRITICALITY           reject
}

mMECPRelocationIndication SlAP-ELEMENTARY-PROCEDURE ::= {
  INITIATING MESSAGE    MMECPRelocationIndication
  PROCEDURE CODE        id-MMECPRelocationIndication
  CRITICALITY           reject
}

secondaryRATDataUsageReport SlAP-ELEMENTARY-PROCEDURE ::= {
  INITIATING MESSAGE    SecondaryRATDataUsageReport
  PROCEDURE CODE        id-SecondaryRATDataUsageReport
  CRITICALITY           ignore
}

ueRadioCapabilityIDMapping SlAP-ELEMENTARY-PROCEDURE ::= {
```



```
INITIATING MESSAGE      UERadioCapabilityIDMappingRequest
SUCCESSFUL OUTCOME      UERadioCapabilityIDMappingResponse
PROCEDURE CODE          id-UERadioCapabilityIDMapping
CRITICALITY              reject
}

handoverSuccess SLAP-ELEMENTARY-PROCEDURE ::= {
  INITIATING MESSAGE      HandoverSuccess
  PROCEDURE CODE          id-HandoverSuccess
  CRITICALITY              ignore
}

enBEEarlyStatusTransfer SLAP-ELEMENTARY-PROCEDURE ::= {
  INITIATING MESSAGE      ENBEEarlyStatusTransfer
  PROCEDURE CODE          id-enBEEarlyStatusTransfer
  CRITICALITY              reject
}

mMEEarlyStatusTransfer SLAP-ELEMENTARY-PROCEDURE ::= {
  INITIATING MESSAGE      MMEEarlyStatusTransfer
  PROCEDURE CODE          id-MMEEarlyStatusTransfer
  CRITICALITY              ignore
}

END

-- ASN1STOP
```



### 9.3.3 PDU Definitions

```
-- ASN1START
-- *****
--
-- PDU definitions for SLAP.
--
-- *****

SLAP-PDU-Contents {
itu-t (0) identified-organization (4) etsi (0) mobileDomain (0)
eps-Access (21) modules (3) slap (1) version1 (1) slap-PDU-Contents (1) }

DEFINITIONS AUTOMATIC TAGS ::=

BEGIN

-- *****
--
-- IE parameter types from other modules.
--
-- *****

IMPORTS

    UEAggregateMaximumBitrate,
    BearerType,
    Cause,
    CellAccessMode,
    Cdma2000HORequiredIndication,
    Cdma2000HOStatus,
    Cdma2000OneXSRVCCInfo,
    Cdma2000OneXRAND,
    Cdma2000PDU,
    Cdma2000RATType,
    Cdma2000SectorID,
    EUTRANRoundTripDelayEstimationInfo,
    CNDomain,
    ConcurrentWarningMessageIndicator,
    CriticalityDiagnostics,
    CSFallbackIndicator,
    CSG-Id,
    CSG-IdList,
    CSGMembershipStatus,
    Data-Forwarding-Not-Possible,
    Direct-Forwarding-Path-Availability,
    Global-ENB-ID,
    EUTRAN-CGI,
    ENBname,
    ENB-StatusTransfer-TransparentContainer,
    ENB-UE-SLAP-ID,
    ExtendedRepetitionPeriod,
    GTP-TEID,
```



GUMMEI,  
GUMMEIType,  
HandoverRestrictionList,  
HandoverType,  
Masked-IMEISV,  
LAI,  
LPPa-PDU,  
ManagementBasedMDTAllowed,  
MDTPLMNList,  
MMENAME,  
MMERelaySupportIndicator,  
MME-UE-S1AP-ID,  
MSCClassmark2,  
MSCClassmark3,  
NAS-PDU,  
NASSecurityParametersfromE-UTRAN,  
NASSecurityParameterstoE-UTRAN,  
OverloadResponse,  
PagingDRX,  
PagingPriority,  
PLMNIdentity,  
ProSeAuthorized,  
RIMTransfer,  
RelativeMMECapacity,  
RequestType,  
E-RAB-ID,  
E-RABLevelQoSParameters,  
E-RABList,  
RelayNode-Indicator,  
Routing-ID,  
SecurityKey,  
SecurityContext,  
ServedGUMMEIs,  
SONConfigurationTransfer,  
Source-ToTarget-TransparentContainer,  
SourceBSS-ToTargetBSS-TransparentContainer,  
SourceeNB-ToTargeteNB-TransparentContainer,  
SourceRNC-ToTargetRNC-TransparentContainer,  
SubscriberProfileIDforRFP,  
SRVCCOperationNotPossible,  
SRVCCOperationPossible,  
SRVCCCHOIndication,  
SupportedTAs,  
TAI,  
Target-ToSource-TransparentContainer,  
TargetBSS-ToSourceBSS-TransparentContainer,  
TargeteNB-ToSourceeNB-TransparentContainer,  
TargetID,  
TargetRNC-ToSourceRNC-TransparentContainer,  
TimeToWait,  
TraceActivation,  
TrafficLoadReductionIndication,  
E-UTRAN-Trace-ID,  
TransportLayerAddress,



UEIdentityIndexValue,  
UEPagingID,  
UERadioCapability,  
UERadioCapabilityForPaging,  
UE-RetentionInformation,  
UE-SlAP-IDs,  
UE-associatedLogicalSI-ConnectionItem,  
UESecurityCapabilities,  
S-TMSI,  
MessageIdentifier,  
SerialNumber,  
WarningAreaList,  
RepetitionPeriod,  
NumberOfBroadcastRequest,  
WarningType,  
WarningSecurityInfo,  
DataCodingScheme,  
WarningMessageContents,  
BroadcastCompletedAreaList,  
RRC-Establishment-Cause,  
BroadcastCancelledAreaList,  
PS-ServiceNotAvailable,  
GUMMEIList,  
Correlation-ID,  
GWContextReleaseIndication,  
PrivacyIndicator,  
VoiceSupportMatchIndicator,  
TunnelInformation,  
KillAllWarningMessages,  
TransportInformation,  
LHN-ID,  
UserLocationInformation,  
AdditionalCSFallbackIndicator,  
ECGIListForRestart,  
TAIListForRestart,  
EmergencyAreaIDListForRestart,  
ExpectedUEBehaviour,  
Paging-eDRXInformation,  
Extended-UEIdentityIndexValue,  
MME-Group-ID,  
Additional-GUTI,  
PWSfailedECGIList,  
CellIdentifierAndCELevelForCECapableUEs,  
AssistanceDataForPaging,  
InformationOnRecommendedCellsAndENBsForPaging,  
UE-Usage-Type,  
UEUserPlaneCIoTSupportIndicator,  
NB-IoT-DefaultPagingDRX,  
NB-IoT-Paging-eDRXInformation,  
CE-mode-B-SupportIndicator,  
NB-IoT-UEIdentityIndexValue,  
V2XServicesAuthorized,  
DCN-ID,  
ServedDCNs,



UESidelinkAggregateMaximumBitrate,  
DLNASPDUDeliveryAckRequest,  
Coverage-Level,  
EnhancedCoverageRestricted,  
DL-CP-SecurityInformation,  
UL-CP-SecurityInformation,  
SecondaryRATDataUsageRequest,  
SecondaryRATDataUsageReportList,  
HandoverFlag,  
NRUESecurityCapabilities,  
UE-Application-Layer-Measurement-Capability,  
CE-ModeBRestricted,  
Packet-LossRate,  
UECapabilityInfoRequest,  
SourceNgRanNode-ToTargetNgRanNode-TransparentContainer,  
TargetNgRanNode-ToSourceNgRanNode-TransparentContainer,  
EndIndication,  
EDT-Session,  
LTE-M-Indication,  
AerialUESubscriptionInformation,  
PendingDataIndication,  
WarningAreaCoordinates,  
Subscription-Based-UE-DifferentiationInfo,  
PSCellInformation,  
NR-CGI,  
ConnectedengNBList,  
EN-DCSONConfigurationTransfer,  
TimeSinceSecondaryNodeRelease,  
AdditionalRRMPriorityIndex,  
IAB-Authorized,  
IAB-Node-Indication,  
IAB-Supported,  
DataSize,  
Ethernet-Type,  
NRV2XServicesAuthorized,  
NRUESidelinkAggregateMaximumBitrate,  
PC5QoSParameters,  
IntersystemSONConfigurationTransfer,  
UERadioCapabilityID,  
NotifySourceeNB,  
ENB-EarlyStatusTransfer-TransparentContainer,  
WUS-Assistance-Information,  
NB-IoT-PagingDRX,  
PagingCause,  
SecurityIndication,  
SecurityResult,  
LTE-NTN-TAI-Information

FROM S1AP-IEs

PrivateIE-Container{ },



```
ProtocolExtensionContainer{},
ProtocolIE-Container{},
ProtocolIE-ContainerList{},
ProtocolIE-ContainerPair{},
ProtocolIE-ContainerPairList{},
ProtocolIE-SingleContainer{},
SLAP-PRIVATE-IES,
SLAP-PROTOCOL-EXTENSION,
SLAP-PROTOCOL-IES,
SLAP-PROTOCOL-IES-PAIR
FROM SLAP-Containers
```

```
id-AssistanceDataForPaging,
id-AerialUESubscriptionInformation,
id-uEAggregateMaximumBitrate,
id-BearerType,
id-Cause,
id-CellAccessMode,
id-CellIdentifierAndCELLevelForCECapableUEs,
id-cdma2000HORequiredIndication,
id-cdma2000HOSTatus,
id-cdma2000OneXSRVCCInfo,
id-cdma2000OneXRAND,
id-cdma2000PDU,
id-cdma2000RATType,
id-cdma2000SectorID,
id-EUTRANRoundTripDelayEstimationInfo,
id-CNDomain,
id-ConcurrentWarningMessageIndicator,
id-CriticalityDiagnostics,
id-CSFallbackIndicator,
id-CSG-Id,
id-CSG-IdList,
id-CSGMembershipStatus,
id-Data-Forwarding-Not-Possible,
id-DefaultPagingDRX,
id-Direct-Forwarding-Path-Availability,
id-Global-ENB-ID,
id-EUTRAN-CGI,
id-eNBname,
id-eNB-StatusTransfer-TransparentContainer,
id-eNB-UE-SLAP-ID,
id-GERANToLTEHOInformationRes,
id-GUMMEI-ID,
id-GUMMEIType,
id-HandoverRestrictionList,
id-HandoverType,
id-Masked-IMEISV,
id-InformationOnRecommendedCellsAndENBsForPaging,
id-InitialContextSetup,
id-Inter-SystemInformationTransferTypeEDT,
id-Inter-SystemInformationTransferTypeMDT,
id-LPPa-PDU,
```



id-NAS-DownlinkCount,  
id-ManagementBasedMDTAllowed,  
id-ManagementBasedMDTPLMNList,  
id-MMENAME,  
id-MME-UE-SlAP-ID,  
id-MSClassmark2,  
id-MSClassmark3,  
id-NAS-PDU,  
id-NASSecurityParametersfromE-UTRAN,  
id-NASSecurityParameterstoE-UTRAN,  
id-OverloadResponse,  
id-pagingDRX,  
id-PagingPriority,  
id-RelativeMMECapacity,  
id-RequestType,  
id-Routing-ID,  
id-E-RABAdmittedItem,  
id-E-RABAdmittedList,  
id-E-RABDataForwardingItem,  
id-E-RABFailedToModifyList,  
id-E-RABFailedToReleaseList,  
id-E-RABFailedToSetupItemHOREqAck,  
id-E-RABFailedToSetupListBearerSURES,  
id-E-RABFailedToSetupListCtxtSURES,  
id-E-RABFailedToSetupListHOREqAck,  
id-E-RABFailedToBeReleasedList,  
id-E-RABFailedToResumeListResumeReq,  
id-E-RABFailedToResumeItemResumeReq,  
id-E-RABFailedToResumeListResumeRes,  
id-E-RABFailedToResumeItemResumeRes,  
id-E-RABModify,  
id-E-RABModifyItemBearerModRes,  
id-E-RABModifyListBearerModRes,  
id-E-RABRelease,  
id-E-RABReleaseItemBearerRelComp,  
id-E-RABReleaseItemHOCmd,  
id-E-RABReleaseListBearerRelComp,  
id-E-RABReleaseIndication,  
id-E-RABSetup,  
id-E-RABSetupItemBearerSURES,  
id-E-RABSetupItemCtxtSURES,  
id-E-RABSetupListBearerSURES,  
id-E-RABSetupListCtxtSURES,  
id-E-RABSubjecttoDataForwardingList,  
id-E-RABToBeModifiedItemBearerModReq,  
id-E-RABToBeModifiedListBearerModReq,  
id-E-RABToBeModifiedListBearerModInd,  
id-E-RABToBeModifiedItemBearerModInd,  
id-E-RABNotToBeModifiedListBearerModInd,  
id-E-RABNotToBeModifiedItemBearerModInd,  
id-E-RABModifyListBearerModConf,  
id-E-RABModifyItemBearerModConf,  
id-E-RABFailedToModifyListBearerModConf,  
id-E-RABToBeReleasedListBearerModConf,



id-E-RABToBeReleasedList,  
id-E-RABReleasedList,  
id-E-RABToBeSetupItemBearerSReq,  
id-E-RABToBeSetupItemCtxtSReq,  
id-E-RABToBeSetupItemHReq,  
id-E-RABToBeSetupListBearerSReq,  
id-E-RABToBeSetupListCtxtSReq,  
id-E-RABToBeSetupListHReq,  
id-E-RABToBeSwitchedDLItem,  
id-E-RABToBeSwitchedDLList,  
id-E-RABToBeSwitchedULList,  
id-E-RABToBeSwitchedULItem,  
id-E-RABToReleaseListHOCmd,  
id-ProSeAuthorized,  
id-SecurityKey,  
id-SecurityContext,  
id-ServedGUMMEIs,  
id-SONConfigurationTransferECT,  
id-SONConfigurationTransferMCT,  
id-Source-ToTarget-TransparentContainer,  
id-Source-ToTarget-TransparentContainer-Secondary,  
id-SourceMME-UE-SlAP-ID,  
id-SRVCCOperationNotPossible,  
id-SRVCCOperationPossible,  
id-SRVCCCHOIndication,  
id-SubscriberProfileIDforRFP,  
id-SupportedTAs,  
id-S-TMSI,  
id-TAI,  
id-TAIItem,  
id-TAIList,  
id-Target-ToSource-TransparentContainer,  
id-Target-ToSource-TransparentContainer-Secondary,  
id-TargetID,  
id-TimeToWait,  
id-TraceActivation,  
id-TrafficLoadReductionIndication,  
id-E-UTRAN-Trace-ID,  
id-UEIdentityIndexValue,  
id-UEPagingID,  
id-UERadioCapability,  
id-UERadioCapabilityForPaging,  
id-UTRANToLTEHOInformationRes,  
id-UE-associatedLogicalS1-ConnectionListResAck,  
id-UE-associatedLogicalS1-ConnectionItem,  
id-UE-RetentionInformation,  
id-UESecurityCapabilities,  
id-UE-SlAP-IDs,  
id-V2XServicesAuthorized,  
id-ResetType,  
id-MessageIdentifier,  
id-SerialNumber,  
id-WarningAreaList,  
id-RepetitionPeriod,



id-NumberOfBroadcastRequest,  
id-WarningType,  
id-WarningSecurityInfo,  
id-DataCodingScheme,  
id-WarningMessageContents,  
id-BroadcastCompletedAreaList,  
id-BroadcastCancelledAreaList,  
id-RRC-Establishment-Cause,  
id-TraceCollectionEntityIPAddress,  
id-AdditionalRRMPriorityIndex,  
id-MDTConfigurationNR,  
maxnoofTAIs,  
maxnoofErrors,  
maxnoofE-RABs,  
maxnoofIndividualS1ConnectionsToReset,  
maxnoofEmergencyAreaID,  
maxnoofCellID,  
maxnoofTAIforWarning,  
maxnoofCellinTAI,  
maxnoofCellinEAI,  
id-ExtendedRepetitionPeriod,  
id-PS-ServiceNotAvailable,  
id-RegisteredLAI,  
id-GUMMEIList,  
id-SourceMME-GUMMEI,  
id-MME-UE-S1AP-ID-2,  
id-GW-TransportLayerAddress,  
id-RelayNode-Indicator,  
id-Correlation-ID,  
id-MMERelaySupportIndicator,  
id-GWContextReleaseIndication,  
id-PrivacyIndicator,  
id-VoiceSupportMatchIndicator,  
id-Tunnel-Information-for-BBF,  
id-SIPTO-Correlation-ID,  
id-SIPTO-L-GW-TransportLayerAddress,  
id-KillAllWarningMessages,  
id-TransportInformation,  
id-LHN-ID,  
id-UserLocationInformation,  
id-AdditionalCSFallbackIndicator,  
id-ECGIListForRestart,  
id-TAIListForRestart,  
id-EmergencyAreaIDListForRestart,  
id-ExpectedUEBehaviour,  
id-Paging-eDRXInformation,  
id-extended-UEIdentityIndexValue,  
id-CSGMembershipInfo,  
id-MME-Group-ID,  
id-Additional-GUTI,  
id-S1-Message,  
id-PWSfailedECGIList,  
id-PWSFailureIndication,  
id-UE-Usage-Type,



id-UEUserPlaneCioTSupportIndicator,  
id-NB-IoT-DefaultPagingDRX,  
id-NB-IoT-Paging-eDRXInformation,  
id-CE-mode-B-SupportIndicator,  
id-NB-IoT-UEIdentityIndexValue,  
id-RRC-Resume-Cause,  
id-DCN-ID,  
id-ServedDCNs,  
id-UESidelinkAggregateMaximumBitrate,  
id-DLNASPDUDeliveryAckRequest,  
id-Coverage-Level,  
id-EnhancedCoverageRestricted,  
id-UE-Level-QoS-Parameters,  
id-DL-CP-SecurityInformation,  
id-UL-CP-SecurityInformation,  
id-SecondaryRATDataUsageRequest,  
id-SecondaryRATDataUsageReportList,  
id-HandoverFlag,  
id-NRUESecurityCapabilities,  
id-UE-Application-Layer-Measurement-Capability,  
id-CE-ModeBRestricted,  
id-DownlinkPacketLossRate,  
id-UplinkPacketLossRate,  
id-UECapabilityInfoRequest,  
id-EndIndication,  
id-EDT-Session,  
id-LTE-M-Indication,  
id-PendingDataIndication,  
id-WarningAreaCoordinates,  
id-Subscription-Based-UE-DifferentiationInfo,  
id-PSCellInformation,  
id-ConnectedengNBList,  
id-ConnectedengNBToAddList,  
id-ConnectedengNBToRemoveList,  
id-EN-DCSONConfigurationTransfer-ECT,  
id-EN-DCSONConfigurationTransfer-MCT,  
id-TimeSinceSecondaryNodeRelease,  
id-IAB-Authorized,  
id-IAB-Node-Indication,  
id-IAB-Supported,  
id-DataSize,  
id-Ethernet-Type,  
id-NRV2XServicesAuthorized,  
id-NRUESidelinkAggregateMaximumBitrate,  
id-PC5QoSParameters,  
id-IntersystemSONConfigurationTransferMCT,  
id-IntersystemSONConfigurationTransferECT,  
id-UERadioCapabilityID,  
id-UERadioCapability-NR-Format,  
id-NotifySourceeNB,  
id-eNB-EarlyStatusTransfer-TransparentContainer,  
id-WUS-Assistance-Information,  
id-NB-IoT-PagingDRX,  
id-UERadioCapabilityForPaging-NR-Format,



```

    id-PagingCause,
    id-SecurityIndication,
    id-SecurityResult,
    id-LTE-NTN-TAI-Information,
    id-E-RABToBeUpdatedList,
    id-E-RABToBeUpdatedItem

FROM SlAP-Constants;

-- *****
--
-- Common Container Lists
--
-- *****

E-RAB-IE-ContainerList      { SlAP-PROTOCOL-IES      : IEsSetParam } ::= ProtocolIE-ContainerList { 1, maxnoofE-RABs, {IEsSetParam} }
E-RAB-IE-ContainerPairList { SlAP-PROTOCOL-IES-PAIR : IEsSetParam } ::= ProtocolIE-ContainerPairList { 1, maxnoofE-RABs, {IEsSetParam} }
ProtocolError-IE-ContainerList { SlAP-PROTOCOL-IES      : IEsSetParam } ::= ProtocolIE-ContainerList { 1, maxnoofE-RABs, {IEsSetParam} }

-- *****
--
-- HANDOVER PREPARATION ELEMENTARY PROCEDURE
--
-- *****

-- *****
--
-- Handover Required
--
-- *****

HandoverRequired ::= SEQUENCE {
    protocolIEs          ProtocolIE-Container      { { HandoverRequiredIEs} },
    ...
}

HandoverRequiredIEs SlAP-PROTOCOL-IES ::= {
    { ID id-MME-UE-SlAP-ID          CRITICALITY reject TYPE MME-UE-SlAP-ID          PRESENCE mandatory}|
    { ID id-eNB-UE-SlAP-ID          CRITICALITY reject TYPE ENB-UE-SlAP-ID          PRESENCE mandatory}|
    { ID id-HandoverType            CRITICALITY reject TYPE HandoverType            PRESENCE mandatory}|
    { ID id-Cause                    CRITICALITY ignore TYPE Cause                    PRESENCE mandatory}|
    { ID id-TargetID                CRITICALITY reject TYPE TargetID                PRESENCE mandatory}|
    { ID id-Direct-Forwarding-Path-Availability CRITICALITY ignore TYPE Direct-Forwarding-Path-Availability PRESENCE optional}|
    { ID id-SRVCCCHOIndication       CRITICALITY reject TYPE SRVCCCHOIndication       PRESENCE optional}|
    { ID id-Source-ToTarget-TransparentContainer CRITICALITY reject TYPE Source-ToTarget-TransparentContainer PRESENCE mandatory}|
    { ID id-Source-ToTarget-TransparentContainer-Secondary CRITICALITY reject TYPE Source-ToTarget-TransparentContainer PRESENCE optional}|
    { ID id-MSClassmark2             CRITICALITY reject TYPE MSClassmark2             PRESENCE conditional}|
    { ID id-MSClassmark3             CRITICALITY ignore TYPE MSClassmark3             PRESENCE conditional}|
    { ID id-CSG-Id                   CRITICALITY reject TYPE CSG-Id                   PRESENCE optional}|
    { ID id-CellAccessMode           CRITICALITY reject TYPE CellAccessMode           PRESENCE optional}|
    { ID id-PS-ServiceNotAvailable   CRITICALITY ignore TYPE PS-ServiceNotAvailable   PRESENCE optional},
    ...
}

```



```

-- *****
--
-- Handover Command
--
-- *****

HandoverCommand ::= SEQUENCE {
    protocolIEs          ProtocolIE-Container          { { HandoverCommandIEs } },
    ...
}

HandoverCommandIEs SLAP-PROTOCOL-IES ::= {
    { ID id-MME-UE-SLAP-ID          CRITICALITY reject TYPE MME-UE-SLAP-ID          PRESENCE mandatory } |
    { ID id-eNB-UE-SLAP-ID          CRITICALITY reject TYPE ENB-UE-SLAP-ID          PRESENCE mandatory } |
    { ID id-HandoverType            CRITICALITY reject TYPE HandoverType            PRESENCE mandatory } |
    { ID id-NASSecurityParametersfromE-UTRAN CRITICALITY reject TYPE NASSecurityParametersfromE-UTRAN PRESENCE conditional
-- This IE shall be present if HandoverType IE is set to value "LTetoUTRAN" or "LTetoGERAN" -- } |
    { ID id-E-RABSubjecttoDataForwardingList CRITICALITY ignore TYPE E-RABSubjecttoDataForwardingList PRESENCE optional } |
    { ID id-E-RABtoReleaseListHOCmd CRITICALITY ignore TYPE E-RABList PRESENCE optional } |
    { ID id-Target-ToSource-TransparentContainer CRITICALITY reject TYPE Target-ToSource-TransparentContainer PRESENCE mandatory } |
    { ID id-Target-ToSource-TransparentContainer-Secondary CRITICALITY reject TYPE Target-ToSource-TransparentContainer PRESENCE optional } |
    { ID id-CriticalityDiagnostics CRITICALITY ignore TYPE CriticalityDiagnostics PRESENCE optional },
    ...
}

E-RABSubjecttoDataForwardingList ::= E-RAB-IE-ContainerList { { E-RABDataForwardingItemIEs } }

E-RABDataForwardingItemIEs SLAP-PROTOCOL-IES ::= {
    { ID id-E-RABDataForwardingItem CRITICALITY ignore TYPE E-RABDataForwardingItem PRESENCE mandatory },
    ...
}

E-RABDataForwardingItem ::= SEQUENCE {
    e-RAB-ID E-RAB-ID,
    dL-transportLayerAddress TransportLayerAddress OPTIONAL,
    dL-gTP-TEID GTP-TEID OPTIONAL,
    uL-TransportLayerAddress TransportLayerAddress OPTIONAL,
    uL-GTP-TEID GTP-TEID OPTIONAL,
    iE-Extensions ProtocolExtensionContainer { { E-RABDataForwardingItem-ExtIEs } } OPTIONAL,
    ...
}

E-RABDataForwardingItem-ExtIEs SLAP-PROTOCOL-EXTENSION ::= {
    ...
}

-- *****
--
-- Handover Preparation Failure
--
-- *****

```



```

HandoverPreparationFailure ::= SEQUENCE {
    protocolIEs          ProtocolIE-Container      { { HandoverPreparationFailureIEs} },
    ...
}

HandoverPreparationFailureIEs SLAP-PROTOCOL-IES ::= {
    { ID id-MME-UE-SlAP-ID          CRITICALITY ignore TYPE MME-UE-SlAP-ID          PRESENCE mandatory }|
    { ID id-eNB-UE-SlAP-ID          CRITICALITY ignore TYPE ENB-UE-SlAP-ID          PRESENCE mandatory }|
    { ID id-Cause                    CRITICALITY ignore TYPE Cause                    PRESENCE mandatory }|
    { ID id-CriticalityDiagnostics    CRITICALITY ignore TYPE CriticalityDiagnostics PRESENCE optional },
    ...
}

-- *****
--
-- HANDOVER RESOURCE ALLOCATION ELEMENTARY PROCEDURE
--
-- *****
--
-- *****
--
-- Handover Request
--
-- *****

HandoverRequest ::= SEQUENCE {
    protocolIEs          ProtocolIE-Container      { {HandoverRequestIEs} },
    ...
}

HandoverRequestIEs SLAP-PROTOCOL-IES ::= {
    { ID id-MME-UE-SlAP-ID          CRITICALITY reject TYPE MME-UE-SlAP-ID          PRESENCE mandatory}|
    { ID id-HandoverType            CRITICALITY reject TYPE HandoverType            PRESENCE mandatory}|
    { ID id-Cause                    CRITICALITY ignore TYPE Cause                    PRESENCE mandatory}|
    { ID id-uEAggregateMaximumBitrate CRITICALITY reject TYPE UEAggregateMaximumBitrate PRESENCE mandatory}|
    { ID id-E-RABToBeSetupListHOREq CRITICALITY reject TYPE E-RABToBeSetupListHOREq PRESENCE mandatory}|
    { ID id-Source-ToTarget-TransparentContainer CRITICALITY reject TYPE Source-ToTarget-TransparentContainer PRESENCE mandatory}|
    { ID id-UESecurityCapabilities    CRITICALITY reject TYPE UESecurityCapabilities    PRESENCE mandatory}|
    { ID id-HandoverRestrictionList   CRITICALITY ignore TYPE HandoverRestrictionList   PRESENCE optional}|
    { ID id-TraceActivation            CRITICALITY ignore TYPE TraceActivation            PRESENCE optional}|
    { ID id-RequestType               CRITICALITY ignore TYPE RequestType               PRESENCE optional}|
    { ID id-SRVCCOperationPossible     CRITICALITY ignore TYPE SRVCCOperationPossible     PRESENCE optional}|
    { ID id-SecurityContext            CRITICALITY reject TYPE SecurityContext            PRESENCE mandatory}|
    { ID id-NASSecurityParameterstoE-UTRAN CRITICALITY reject TYPE NASSecurityParameterstoE-UTRAN PRESENCE conditional}
    -- This IE shall be present if the Handover Type IE is set to the value "UTRANToLTE" or "GERANToLTE" -- }|
    { ID id-CSG-Id                    CRITICALITY reject TYPE CSG-Id                    PRESENCE optional}|
    { ID id-CSGMembershipStatus        CRITICALITY ignore TYPE CSGMembershipStatus        PRESENCE optional}|
    { ID id-GUMMEI-ID                 CRITICALITY ignore TYPE GUMMEI                 PRESENCE optional}|
    { ID id-MME-UE-SlAP-ID-2          CRITICALITY ignore TYPE MME-UE-SlAP-ID          PRESENCE optional}|
    { ID id-ManagementBasedMDTAllowed CRITICALITY ignore TYPE ManagementBasedMDTAllowed PRESENCE optional}|
    { ID id-ManagementBasedMDTPLMNList CRITICALITY ignore TYPE MDTPLMNList             PRESENCE optional}|
    { ID id-Masked-IMEISV              CRITICALITY ignore TYPE Masked-IMEISV              PRESENCE optional}|
    { ID id-ExpectedUEBehaviour        CRITICALITY ignore TYPE ExpectedUEBehaviour        PRESENCE optional}|
}

```



```

{ ID id-ProSeAuthorized                CRITICALITY ignore TYPE ProSeAuthorized          PRESENCE optional }|
{ ID id-UEUserPlaneCioTSupportIndicator CRITICALITY ignore TYPE UEUserPlaneCioTSupportIndicator PRESENCE optional }|
{ ID id-V2XServicesAuthorized           CRITICALITY ignore TYPE V2XServicesAuthorized          PRESENCE optional }|
{ ID id-UESidelinkAggregateMaximumBitrate CRITICALITY ignore TYPE UESidelinkAggregateMaximumBitrate PRESENCE optional }|
{ ID id-EnhancedCoverageRestricted       CRITICALITY ignore TYPE EnhancedCoverageRestricted     PRESENCE optional }|
{ ID id-NRUESecurityCapabilities         CRITICALITY ignore TYPE NRUESecurityCapabilities         PRESENCE optional }|
{ ID id-CE-ModeBRestricted               CRITICALITY ignore TYPE CE-ModeBRestricted               PRESENCE optional }|
{ ID id-AerialUEsubscriptionInformation  CRITICALITY ignore TYPE AerialUEsubscriptionInformation PRESENCE optional }|
{ ID id-PendingDataIndication            CRITICALITY ignore TYPE PendingDataIndication          PRESENCE optional }|
{ ID id-Subscription-Based-UE-DifferentiationInfo CRITICALITY ignore TYPE Subscription-Based-UE-DifferentiationInfo PRESENCE optional }|
{ ID id-AdditionalRRMPriorityIndex        CRITICALITY ignore TYPE AdditionalRRMPriorityIndex    PRESENCE optional }|
{ ID id-IAB-Authorized                   CRITICALITY reject TYPE IAB-Authorized              PRESENCE optional }|
{ ID id-NRV2XServicesAuthorized           CRITICALITY ignore TYPE NRV2XServicesAuthorized          PRESENCE optional }|
{ ID id-NRUESidelinkAggregateMaximumBitrate CRITICALITY ignore TYPE NRUESidelinkAggregateMaximumBitrate PRESENCE optional }|
{ ID id-PC5QoSParameters                 CRITICALITY ignore TYPE PC5QoSParameters              PRESENCE optional }|
{ ID id-UERadioCapabilityID              CRITICALITY reject TYPE UERadioCapabilityID          PRESENCE optional }, ...
}

```

```

E-RABToBeSetupListHOREq ::= E-RAB-IE-ContainerList { {E-RABToBeSetupItemHOREqIEs} }

```

```

E-RABToBeSetupItemHOREqIEs SLAP-PROTOCOL-IES ::= {
  { ID id-E-RABToBeSetupItemHOREq          CRITICALITY reject TYPE E-RABToBeSetupItemHOREq          PRESENCE mandatory },
  ...
}

```

```

E-RABToBeSetupItemHOREq ::= SEQUENCE {
  e-RAB-ID                E-RAB-ID,
  transportLayerAddress    TransportLayerAddress,
  gTP-TEID                GTP-TEID,
  e-RABlevelQosParameters  E-RABlevelQoSParameters,
  iE-Extensions            ProtocolExtensionContainer { {E-RABToBeSetupItemHOREq-ExtIEs} } OPTIONAL,
  ...
}

```

```

E-RABToBeSetupItemHOREq-ExtIEs SLAP-PROTOCOL-EXTENSION ::= {
  { ID id-Data-Forwarding-Not-Possible CRITICALITY ignore EXTENSION Data-Forwarding-Not-Possible PRESENCE optional }|
  { ID id-BearerType                   CRITICALITY reject  EXTENSION BearerType                   PRESENCE optional }|
  { ID id-Ethernet-Type                 CRITICALITY ignore EXTENSION Ethernet-Type                 PRESENCE optional }|
  { ID id-SecurityIndication            CRITICALITY reject  EXTENSION SecurityIndication            PRESENCE optional },
  ...
}

```

```

-- *****
--
-- Handover Request Acknowledge
--
-- *****

```

```

HandoverRequestAcknowledge ::= SEQUENCE {
  protocolIEs          ProtocolIE-Container { {HandoverRequestAcknowledgeIEs} },
  ...
}

```



```

HandoverRequestAcknowledgeIEs SLAP-PROTOCOL-IES ::= {
  { ID id-MME-UE-SlAP-ID          CRITICALITY ignore TYPE MME-UE-SlAP-ID          PRESENCE mandatory } |
  { ID id-eNB-UE-SlAP-ID          CRITICALITY ignore TYPE ENB-UE-SlAP-ID          PRESENCE mandatory } |
  { ID id-E-RABAdmittedList       CRITICALITY ignore TYPE E-RABAdmittedList       PRESENCE mandatory } |
  { ID id-E-RABFailedToSetupListHOREqAck CRITICALITY ignore TYPE E-RABFailedToSetupListHOREqAck PRESENCE optional } |
  { ID id-Target-ToSource-TransparentContainer CRITICALITY reject TYPE Target-ToSource-TransparentContainer PRESENCE mandatory } |
  { ID id-CSG-Id                  CRITICALITY ignore TYPE CSG-Id                  PRESENCE optional } |
  { ID id-CriticalityDiagnostics    CRITICALITY ignore TYPE CriticalityDiagnostics    PRESENCE optional } |
  { ID id-CellAccessMode           CRITICALITY ignore TYPE CellAccessMode           PRESENCE optional } |
  { ID id-CE-mode-B-SupportIndicator CRITICALITY ignore TYPE CE-mode-B-SupportIndicator PRESENCE optional },
  ...
}

E-RABAdmittedList ::= E-RAB-IE-ContainerList { {E-RABAdmittedItemIEs} }

E-RABAdmittedItemIEs SLAP-PROTOCOL-IES ::= {
  { ID id-E-RABAdmittedItem          CRITICALITY ignore TYPE E-RABAdmittedItem          PRESENCE mandatory },
  ...
}

E-RABAdmittedItem ::= SEQUENCE {
  e-RAB-ID                E-RAB-ID,
  transportLayerAddress    TransportLayerAddress,
  gTP-TEID                GTP-TEID,
  dL-transportLayerAddress TransportLayerAddress OPTIONAL,
  dL-gTP-TEID              GTP-TEID OPTIONAL,
  uL-TransportLayerAddress TransportLayerAddress OPTIONAL,
  uL-GTP-TEID              GTP-TEID OPTIONAL,
  iE-Extensions            ProtocolExtensionContainer { {E-RABAdmittedItem-ExtIEs} } OPTIONAL,
  ...
}

E-RABAdmittedItem-ExtIEs SLAP-PROTOCOL-EXTENSION ::= {
  ...
}

E-RABFailedtoSetupListHOREqAck ::= E-RAB-IE-ContainerList { {E-RABFailedtoSetupItemHOREqAckIEs} }

E-RABFailedtoSetupItemHOREqAckIEs SLAP-PROTOCOL-IES ::= {
  { ID id-E-RABFailedtoSetupItemHOREqAck CRITICALITY ignore TYPE E-RABFailedToSetupItemHOREqAck PRESENCE mandatory },
  ...
}

E-RABFailedToSetupItemHOREqAck ::= SEQUENCE {
  e-RAB-ID                E-RAB-ID,
  cause                    Cause,
  iE-Extensions            ProtocolExtensionContainer { { E-RABFailedToSetupItemHOREqAckExtIEs } } OPTIONAL,
  ...
}

E-RABFailedToSetupItemHOREqAckExtIEs SLAP-PROTOCOL-EXTENSION ::= {
  ...
}

```



```

-- *****
--
-- Handover Failure
--
-- *****

HandoverFailure ::= SEQUENCE {
    protocolIEs          ProtocolIE-Container    { { HandoverFailureIEs} },
    ...
}

HandoverFailureIEs SLAP-PROTOCOL-IES ::= {
    { ID id-MME-UE-SlAP-ID          CRITICALITY ignore TYPE MME-UE-SlAP-ID          PRESENCE mandatory }|
    { ID id-Cause                   CRITICALITY ignore TYPE Cause                   PRESENCE mandatory }|
    { ID id-CriticalityDiagnostics   CRITICALITY ignore TYPE CriticalityDiagnostics PRESENCE optional   },
    ...
}

-- *****
--
-- HANDOVER NOTIFICATION ELEMENTARY PROCEDURE
--
-- *****

-- *****
--
-- Handover Notify
--
-- *****

HandoverNotify ::= SEQUENCE {
    protocolIEs          ProtocolIE-Container    { { HandoverNotifyIEs} },
    ...
}

HandoverNotifyIEs SLAP-PROTOCOL-IES ::= {
    { ID id-MME-UE-SlAP-ID          CRITICALITY reject TYPE MME-UE-SlAP-ID          PRESENCE mandatory }|
    { ID id-eNB-UE-SlAP-ID          CRITICALITY reject TYPE ENB-UE-SlAP-ID          PRESENCE mandatory }|
    { ID id-EUTRAN-CGI              CRITICALITY ignore TYPE EUTRAN-CGI              PRESENCE mandatory }|
    { ID id-TAI                     CRITICALITY ignore TYPE TAI                     PRESENCE mandatory }|
-- Extension for Release 11 to support BBAI --
    { ID id-Tunnel-Information-for-BBF CRITICALITY ignore TYPE TunnelInformation PRESENCE optional }|
    { ID id-LHN-ID                  CRITICALITY ignore TYPE LHN-ID                  PRESENCE optional }|
    { ID id-PSCellInformation        CRITICALITY ignore TYPE PSCellInformation        PRESENCE optional }|
    { ID id-NotifySourceeNB          CRITICALITY ignore TYPE NotifySourceeNB          PRESENCE optional }|
    { ID id-LTE-NTN-TAI-Information CRITICALITY ignore TYPE LTE-NTN-TAI-Information PRESENCE optional },
    ...
}

-- *****
--
-- PATH SWITCH REQUEST ELEMENTARY PROCEDURE
--

```



```

-- *****

-- *****

-- Path Switch Request
--
-- *****

PathSwitchRequest ::= SEQUENCE {
    protocolIES          ProtocolIE-Container    { { PathSwitchRequestIES} },
    ...
}

PathSwitchRequestIES SlAP-PROTOCOL-IES ::= {
    { ID id-eNB-UE-SlAP-ID          CRITICALITY reject TYPE ENB-UE-SlAP-ID          PRESENCE mandatory}|
    { ID id-E-RABToBeSwitchedDLList CRITICALITY reject TYPE E-RABToBeSwitchedDLList PRESENCE mandatory}|
    { ID id-SourceMME-UE-SlAP-ID    CRITICALITY reject TYPE MME-UE-SlAP-ID          PRESENCE mandatory}|
    { ID id-EUTRAN-CGI              CRITICALITY ignore TYPE EUTRAN-CGI              PRESENCE mandatory}|
    { ID id-TAI                     CRITICALITY ignore TYPE TAI                     PRESENCE mandatory}|
    { ID id-UESecurityCapabilities   CRITICALITY ignore TYPE UESecurityCapabilities PRESENCE mandatory}|
    { ID id-CSG-Id                  CRITICALITY ignore TYPE CSG-Id                  PRESENCE optional}|
    { ID id-CellAccessMode           CRITICALITY ignore TYPE CellAccessMode         PRESENCE optional}|
    { ID id-SourceMME-GUMMEI         CRITICALITY ignore TYPE GUMMEI                 PRESENCE optional}|
    { ID id-CSGMembershipStatus      CRITICALITY ignore TYPE CSGMembershipStatus    PRESENCE optional}|
-- Extension for Release 11 to support BBAI --
    { ID id-Tunnel-Information-for-BBF CRITICALITY ignore TYPE TunnelInformation    PRESENCE optional}|
    { ID id-LHN-ID                   CRITICALITY ignore TYPE LHN-ID                   PRESENCE optional}|
    { ID id-RRC-Resume-Cause         CRITICALITY ignore TYPE RRC-Establishment-Cause    PRESENCE optional }|
    { ID id-NRUESecurityCapabilities CRITICALITY ignore TYPE NRUESecurityCapabilities PRESENCE optional}|
    { ID id-PSCellInformation         CRITICALITY ignore TYPE PSCellInformation    PRESENCE optional }|
    { ID id-LTE-NTN-TAI-Information  CRITICALITY ignore TYPE LTE-NTN-TAI-Information PRESENCE optional},
    ...
}

E-RABToBeSwitchedDLList ::= E-RAB-IE-ContainerList { {E-RABToBeSwitchedDLItemIES} }

E-RABToBeSwitchedDLItemIES SlAP-PROTOCOL-IES ::= {
    { ID id-E-RABToBeSwitchedDLItem CRITICALITY reject TYPE E-RABToBeSwitchedDLItem PRESENCE mandatory },
    ...
}

E-RABToBeSwitchedDLItem ::= SEQUENCE {
    e-RAB-ID                E-RAB-ID,
    transportLayerAddress    TransportLayerAddress,
    gTP-TEID                 GTP-TEID,
    iE-Extensions            ProtocolExtensionContainer { { E-RABToBeSwitchedDLItem-ExtIES} }    OPTIONAL,
    ...
}

E-RABToBeSwitchedDLItem-ExtIES SlAP-PROTOCOL-EXTENSION ::= {
    { ID id-SecurityIndication CRITICALITY ignore EXTENSION SecurityIndication PRESENCE optional},
    ...
}

```



```

-- *****
--
-- Path Switch Request Acknowledge
--
-- *****

PathSwitchRequestAcknowledge ::= SEQUENCE {
    protocolIEs          ProtocolIE-Container    { { PathSwitchRequestAcknowledgeIEs } },
    ...
}

PathSwitchRequestAcknowledgeIEs SLAP-PROTOCOL-IES ::= {
    { ID id-MME-UE-SLAP-ID          CRITICALITY ignore TYPE MME-UE-SLAP-ID          PRESENCE mandatory } |
    { ID id-eNB-UE-SLAP-ID          CRITICALITY ignore TYPE ENB-UE-SLAP-ID          PRESENCE mandatory } |
    { ID id-uEAggregateMaximumBitrate CRITICALITY ignore TYPE UEAggregateMaximumBitrate PRESENCE optional } |
    { ID id-E-RABToBeSwitchedULList CRITICALITY ignore TYPE E-RABToBeSwitchedULList PRESENCE optional } |
    { ID id-E-RABToBeReleasedList    CRITICALITY ignore TYPE E-RABList              PRESENCE optional } |
    { ID id-SecurityContext           CRITICALITY reject TYPE SecurityContext        PRESENCE mandatory } |
    { ID id-CriticalityDiagnostics    CRITICALITY ignore TYPE CriticalityDiagnostics    PRESENCE optional } |
    { ID id-MME-UE-SLAP-ID-2         CRITICALITY ignore TYPE MME-UE-SLAP-ID          PRESENCE optional } |
    { ID id-CSGMembershipStatus       CRITICALITY ignore TYPE CSGMembershipStatus     PRESENCE optional } |
    { ID id-ProSeAuthorized           CRITICALITY ignore TYPE ProSeAuthorized         PRESENCE optional } |
    { ID id-UEUserPlaneCIoTSupportIndicator CRITICALITY ignore TYPE UEUserPlaneCIoTSupportIndicator PRESENCE optional } |
    { ID id-V2XServicesAuthorized     CRITICALITY ignore TYPE V2XServicesAuthorized   PRESENCE optional } |
    { ID id-UESidelinkAggregateMaximumBitrate CRITICALITY ignore TYPE UESidelinkAggregateMaximumBitrate PRESENCE optional } |
    { ID id-EnhancedCoverageRestricted CRITICALITY ignore TYPE EnhancedCoverageRestricted PRESENCE optional } |
    { ID id-NRUESecurityCapabilities  CRITICALITY ignore TYPE NRUESecurityCapabilities  PRESENCE optional } |
    { ID id-CE-ModeBRestricted        CRITICALITY ignore TYPE CE-ModeBRestricted       PRESENCE optional } |
    { ID id-AerialUEsubscriptionInformation CRITICALITY ignore TYPE AerialUEsubscriptionInformation PRESENCE optional } |
    { ID id-PendingDataIndication     CRITICALITY ignore TYPE PendingDataIndication   PRESENCE optional } |
    { ID id-Subscription-Based-UE-DifferentiationInfo CRITICALITY ignore TYPE Subscription-Based-UE-DifferentiationInfo PRESENCE optional } |
    { ID id-HandoverRestrictionList   CRITICALITY ignore TYPE HandoverRestrictionList PRESENCE optional } |
    { ID id-AdditionalRRMPriorityIndex CRITICALITY ignore TYPE AdditionalRRMPriorityIndex PRESENCE optional } |
    { ID id-NRV2XServicesAuthorized   CRITICALITY ignore TYPE NRV2XServicesAuthorized PRESENCE optional } |
    { ID id-NRUESidelinkAggregateMaximumBitrate CRITICALITY ignore TYPE NRUESidelinkAggregateMaximumBitrate PRESENCE optional } |
    { ID id-PC5QoSParameters         CRITICALITY ignore TYPE PC5QoSParameters       PRESENCE optional } |
    { ID id-UERadioCapabilityID       CRITICALITY reject TYPE UERadioCapabilityID     PRESENCE optional } |
    { ID id-UESecurityCapabilities    CRITICALITY ignore TYPE UESecurityCapabilities  PRESENCE optional } |
    { ID id-E-RABToBeUpdatedList     CRITICALITY ignore TYPE E-RABToBeUpdatedList   PRESENCE optional },
    ...
}

E-RABToBeSwitchedULList ::= E-RAB-IE-ContainerList { {E-RABToBeSwitchedULItemIEs} }

E-RABToBeSwitchedULItemIEs SLAP-PROTOCOL-IES ::= {
    { ID id-E-RABToBeSwitchedULItem CRITICALITY ignore TYPE E-RABToBeSwitchedULItem PRESENCE mandatory },
    ...
}

E-RABToBeSwitchedULItem ::= SEQUENCE {
    e-RAB-ID          E-RAB-ID,
    transportLayerAddress TransportLayerAddress,
    gTP-TEID          GTP-TEID,

```



```

    iE-Extensions          ProtocolExtensionContainer { { E-RABToBeSwitchedULItem-ExtIEs } } OPTIONAL,
    ...
}

E-RABToBeSwitchedULItem-ExtIEs SLAP-PROTOCOL-EXTENSION ::= {

    ...
}

E-RABToBeUpdatedList ::= E-RAB-IE-ContainerList { {E-RABToBeUpdatedItemIEs} }

E-RABToBeUpdatedItemIEs SLAP-PROTOCOL-IES ::= {
    { ID id-E-RABToBeUpdatedItem          CRITICALITY ignore  TYPE E-RABToBeUpdatedItem          PRESENCE mandatory },
    ...
}

E-RABToBeUpdatedItem ::= SEQUENCE {
    e-RAB-ID                      E-RAB-ID,
    securityIndication            SecurityIndication          OPTIONAL,
    iE-Extensions                ProtocolExtensionContainer { { E-RABToBeUpdatedItem-ExtIEs } } OPTIONAL,
    ...
}

E-RABToBeUpdatedItem-ExtIEs SLAP-PROTOCOL-EXTENSION ::= {

    ...
}

-- *****
--
-- Path Switch Request Failure
--
-- *****

PathSwitchRequestFailure ::= SEQUENCE {
    protocolIEs          ProtocolIE-Container          { { PathSwitchRequestFailureIEs } },
    ...
}

PathSwitchRequestFailureIEs SLAP-PROTOCOL-IES ::= {
    { ID id-MME-UE-SLAP-ID          CRITICALITY ignore  TYPE MME-UE-SLAP-ID          PRESENCE mandatory }|
    { ID id-eNB-UE-SLAP-ID          CRITICALITY ignore  TYPE ENB-UE-SLAP-ID          PRESENCE mandatory }|
    { ID id-Cause                    CRITICALITY ignore  TYPE Cause                    PRESENCE mandatory }|
    { ID id-CriticalityDiagnostics    CRITICALITY ignore  TYPE CriticalityDiagnostics    PRESENCE optional },
    ...
}

-- *****
--
-- HANDOVER CANCEL ELEMENTARY PROCEDURE
--
-- *****
-- *****
--

```



```

-- Handover Cancel
--
-- *****

HandoverCancel ::= SEQUENCE {
    protocolIEs      ProtocolIE-Container    { { HandoverCancelIEs } },
    ...
}

HandoverCancelIEs SlAP-PROTOCOL-IES ::= {
    { ID id-MME-UE-SlAP-ID          CRITICALITY reject TYPE MME-UE-SlAP-ID          PRESENCE mandatory }|
    { ID id-eNB-UE-SlAP-ID          CRITICALITY reject TYPE ENB-UE-SlAP-ID          PRESENCE mandatory }|
    { ID id-Cause                    CRITICALITY ignore TYPE Cause                    PRESENCE mandatory },
    ...
}

-- *****
--
-- Handover Cancel Request Acknowledge
--
-- *****

HandoverCancelAcknowledge ::= SEQUENCE {
    protocolIEs      ProtocolIE-Container    { { HandoverCancelAcknowledgeIEs } },
    ...
}

HandoverCancelAcknowledgeIEs SlAP-PROTOCOL-IES ::= {
    { ID id-MME-UE-SlAP-ID          CRITICALITY ignore TYPE MME-UE-SlAP-ID          PRESENCE mandatory }|
    { ID id-eNB-UE-SlAP-ID          CRITICALITY ignore TYPE ENB-UE-SlAP-ID          PRESENCE mandatory }|
    { ID id-CriticalityDiagnostics  CRITICALITY ignore TYPE CriticalityDiagnostics PRESENCE optional },
    ...
}

-- *****
--
-- HANDOVER SUCCESS ELEMENTARY PROCEDURE
--
-- *****
--
-- Handover Success
--
-- *****

HandoverSuccess ::= SEQUENCE {
    protocolIEs      ProtocolIE-Container    { { HandoverSuccessIEs } },
    ...
}

HandoverSuccessIEs SlAP-PROTOCOL-IES ::= {
    { ID id-MME-UE-SlAP-ID          CRITICALITY reject TYPE MME-UE-SlAP-ID          PRESENCE mandatory }|
    { ID id-eNB-UE-SlAP-ID          CRITICALITY reject TYPE ENB-UE-SlAP-ID          PRESENCE mandatory },

```



```

}
...
-- *****
--
-- eNB EARLY STATUS TRANSFER ELEMENTARY PROCEDURE
--
-- *****

-- *****
--
-- eNB Early Status Transfer
--
-- *****

ENBEarlyStatusTransfer ::= SEQUENCE {
    protocolIES          ProtocolIE-Container      { {ENBEarlyStatusTransferIES} },
    ...
}

ENBEarlyStatusTransferIES SlAP-PROTOCOL-IES ::= {
    { ID id-MME-UE-SlAP-ID                CRITICALITY reject TYPE MME-UE-SlAP-ID          PRESENCE mandatory}|
    { ID id-eNB-UE-SlAP-ID                CRITICALITY reject TYPE ENB-UE-SlAP-ID          PRESENCE mandatory}|
    { ID id-eNB-EarlyStatusTransfer-TransparentContainer CRITICALITY reject TYPE ENB-EarlyStatusTransfer-TransparentContainer PRESENCE mandatory},
    ...
}

-- *****
--
-- MME EARLY STATUS TRANSFER ELEMENTARY PROCEDURE
--
-- *****

-- *****
--
-- MME Early Status Transfer
--
-- *****

MMEEarlyStatusTransfer ::= SEQUENCE {
    protocolIES          ProtocolIE-Container      { {MMEEarlyStatusTransferIES} },
    ...
}

MMEEarlyStatusTransferIES SlAP-PROTOCOL-IES ::= {
    { ID id-MME-UE-SlAP-ID                CRITICALITY reject TYPE MME-UE-SlAP-ID          PRESENCE mandatory}|
    { ID id-eNB-UE-SlAP-ID                CRITICALITY reject TYPE ENB-UE-SlAP-ID          PRESENCE mandatory}|
    { ID id-eNB-EarlyStatusTransfer-TransparentContainer CRITICALITY reject TYPE ENB-EarlyStatusTransfer-TransparentContainer PRESENCE mandatory},
    ...
}

-- *****
--

```



```

-- E-RAB SETUP ELEMENTARY PROCEDURE
--
-- *****

-- *****

-- E-RAB Setup Request
--
-- *****

E-RABSetupRequest ::= SEQUENCE {
    protocolIEs          ProtocolIE-Container          { {E-RABSetupRequestIEs} },
    ...
}

E-RABSetupRequestIEs SLAP-PROTOCOL-IES ::= {
    { ID id-MME-UE-SlAP-ID          CRITICALITY reject TYPE MME-UE-SlAP-ID          PRESENCE mandatory }|
    { ID id-eNB-UE-SlAP-ID          CRITICALITY reject TYPE ENB-UE-SlAP-ID          PRESENCE mandatory }|
    { ID id-uEAggregateMaximumBitrate CRITICALITY reject TYPE UEAggregateMaximumBitrate PRESENCE optional }|
    { ID id-E-RABToBeSetupListBearerSReq CRITICALITY reject TYPE E-RABToBeSetupListBearerSReq PRESENCE mandatory },
    ...
}

E-RABToBeSetupListBearerSReq ::= SEQUENCE (SIZE(1.. maxnoofE-RABs)) OF ProtocolIE-SingleContainer { {E-RABToBeSetupItemBearerSReqIEs} }

E-RABToBeSetupItemBearerSReqIEs SLAP-PROTOCOL-IES ::= {
    { ID id-E-RABToBeSetupItemBearerSReq CRITICALITY reject TYPE E-RABToBeSetupItemBearerSReq PRESENCE mandatory },
    ...
}

E-RABToBeSetupItemBearerSReq ::= SEQUENCE {
    e-RAB-ID          E-RAB-ID,
    e-RABlevelQoSParameters E-RABLevelQoSParameters,
    transportLayerAddress TransportLayerAddress,
    gTP-TEID          GTP-TEID,
    nAS-PDU           NAS-PDU,
    iE-Extensions     ProtocolExtensionContainer { {E-RABToBeSetupItemBearerSReqExtIEs} } OPTIONAL,
    ...
}

E-RABToBeSetupItemBearerSReqExtIEs SLAP-PROTOCOL-EXTENSION ::= {
    { ID id-Correlation-ID          CRITICALITY ignore EXTENSION Correlation-ID          PRESENCE optional}|
    { ID id-SIPTO-Correlation-ID     CRITICALITY ignore EXTENSION Correlation-ID     PRESENCE optional}|
    { ID id-BearerType              CRITICALITY reject EXTENSION BearerType          PRESENCE optional}|
    { ID id-Ethernet-Type           CRITICALITY ignore EXTENSION Ethernet-Type       PRESENCE optional}|
    { ID id-SecurityIndication       CRITICALITY reject EXTENSION SecurityIndication   PRESENCE optional},
    ...
}

-- *****
--
-- E-RAB Setup Response

```



```

--
-- *****

E-RABSetupResponse ::= SEQUENCE {
    protocolIEs          ProtocolIE-Container    { {E-RABSetupResponseIEs} },
    ...
}

E-RABSetupResponseIEs SlAP-PROTOCOL-IES ::= {
    { ID id-MME-UE-SlAP-ID          CRITICALITY ignore TYPE MME-UE-SlAP-ID          PRESENCE mandatory }|
    { ID id-eNB-UE-SlAP-ID          CRITICALITY ignore TYPE ENB-UE-SlAP-ID          PRESENCE mandatory }|
    { ID id-E-RABSetupListBearerSUES CRITICALITY ignore TYPE E-RABSetupListBearerSUES PRESENCE optional }|
    { ID id-E-RABFailedToSetupListBearerSUES CRITICALITY ignore TYPE E-RABList          PRESENCE optional }|
    { ID id-CriticalityDiagnostics   CRITICALITY ignore TYPE CriticalityDiagnostics PRESENCE optional }|
    { ID id-UserLocationInformation   CRITICALITY ignore TYPE UserLocationInformation PRESENCE optional },
    ...
}

E-RABSetupListBearerSUES ::= SEQUENCE (SIZE(1.. maxnoofE-RABS)) OF ProtocolIE-SingleContainer { {E-RABSetupItemBearerSUESIEs} }

E-RABSetupItemBearerSUESIEs SlAP-PROTOCOL-IES ::= {
    { ID id-E-RABSetupItemBearerSUES CRITICALITY ignore TYPE E-RABSetupItemBearerSUES PRESENCE mandatory },
    ...
}

E-RABSetupItemBearerSUES ::= SEQUENCE {
    e-RAB-ID          E-RAB-ID,
    transportLayerAddress TransportLayerAddress,
    gTP-TEID          GTP-TEID,
    iE-Extensions     ProtocolExtensionContainer { {E-RABSetupItemBearerSUESExtIEs} } OPTIONAL,
    ...
}

E-RABSetupItemBearerSUESExtIEs SlAP-PROTOCOL-EXTENSION ::= {
    ...
}

-- *****
--
-- E-RAB MODIFY ELEMENTARY PROCEDURE
--
-- *****

-- *****
--
-- E-RAB Modify Request
--
-- *****

E-RABModifyRequest ::= SEQUENCE {

```



```

    protocolIEs          ProtocolIE-Container      { {E-RABModifyRequestIEs} },
    ...
}

E-RABModifyRequestIEs SLAP-PROTOCOL-IES ::= {
    { ID id-MME-UE-SLAP-ID          CRITICALITY reject TYPE MME-UE-SLAP-ID          PRESENCE mandatory }|
    { ID id-eNB-UE-SLAP-ID          CRITICALITY reject TYPE ENB-UE-SLAP-ID          PRESENCE mandatory }|
    { ID id-uEAggregateMaximumBitrate CRITICALITY reject TYPE UEAggregateMaximumBitrate PRESENCE optional }|
    { ID id-E-RABToBeModifiedListBearerModReq CRITICALITY reject TYPE E-RABToBeModifiedListBearerModReq PRESENCE mandatory }|
    { ID id-SecondaryRATDataUsageRequest CRITICALITY ignore TYPE SecondaryRATDataUsageRequest PRESENCE optional },
    ...
}

E-RABToBeModifiedListBearerModReq ::= SEQUENCE (SIZE(1.. maxnoofE-RABs)) OF ProtocolIE-SingleContainer { {E-RABToBeModifiedItemBearerModReqIEs} }

E-RABToBeModifiedItemBearerModReqIEs SLAP-PROTOCOL-IES ::= {
    { ID id-E-RABToBeModifiedItemBearerModReq CRITICALITY reject TYPE E-RABToBeModifiedItemBearerModReq PRESENCE mandatory },
    ...
}

E-RABToBeModifiedItemBearerModReq ::= SEQUENCE {
    e-RAB-ID E-RAB-ID,
    e-RABLevelQoSParameters E-RABLevelQoSParameters,
    nAS-PDU NAS-PDU,
    iE-Extensions ProtocolExtensionContainer { {E-RABToBeModifyItemBearerModReqExtIEs} } OPTIONAL,
    ...
}

E-RABToBeModifyItemBearerModReqExtIEs SLAP-PROTOCOL-EXTENSION ::= {
    { ID id-TransportInformation CRITICALITY reject EXTENSION TransportInformation PRESENCE optional},
    ...
}

-- *****
--
-- E-RAB Modify Response
--
-- *****

E-RABModifyResponse ::= SEQUENCE {
    protocolIEs          ProtocolIE-Container      { {E-RABModifyResponseIEs} },
    ...
}

E-RABModifyResponseIEs SLAP-PROTOCOL-IES ::= {
    { ID id-MME-UE-SLAP-ID          CRITICALITY ignore TYPE MME-UE-SLAP-ID          PRESENCE mandatory }|
    { ID id-eNB-UE-SLAP-ID          CRITICALITY ignore TYPE ENB-UE-SLAP-ID          PRESENCE mandatory }|
    { ID id-E-RABModifyListBearerModRes CRITICALITY ignore TYPE E-RABModifyListBearerModRes PRESENCE optional }|
    { ID id-E-RABFailedToModifyList CRITICALITY ignore TYPE E-RABList PRESENCE optional }|
    { ID id-CriticalityDiagnostics CRITICALITY ignore TYPE CriticalityDiagnostics PRESENCE optional }|
    { ID id-SecondaryRATDataUsageReportList CRITICALITY ignore TYPE SecondaryRATDataUsageReportList PRESENCE optional }|

```



```

    { ID id-UserLocationInformation          CRITICALITY ignore  TYPE UserLocationInformation          PRESENCE optional },
    ...
}

E-RABModifyListBearerModRes ::= SEQUENCE (SIZE(1.. maxnoofE-RABs)) OF ProtocolIE-SingleContainer { {E-RABModifyItemBearerModResIEs} }

E-RABModifyItemBearerModResIEs  SLAP-PROTOCOL-IES ::= {
    { ID id-E-RABModifyItemBearerModRes      CRITICALITY ignore  TYPE E-RABModifyItemBearerModRes      PRESENCE mandatory},
    ...
}

E-RABModifyItemBearerModRes ::= SEQUENCE {
    e-RAB-ID                E-RAB-ID,
    iE-Extensions            ProtocolExtensionContainer { {E-RABModifyItemBearerModResExtIEs} } OPTIONAL,
    ...
}

E-RABModifyItemBearerModResExtIEs  SLAP-PROTOCOL-EXTENSION ::= {
    ...
}

-- *****
--
-- E-RAB RELEASE ELEMENTARY PROCEDURE
--
-- *****

-- *****
--
-- E-RAB Release Command
--
-- *****

E-RABReleaseCommand ::= SEQUENCE {
    protocolIEs            ProtocolIE-Container          { {E-RABReleaseCommandIEs} },
    ...
}

E-RABReleaseCommandIEs  SLAP-PROTOCOL-IES ::= {
    { ID id-MME-UE-SlAP-ID          CRITICALITY reject  TYPE MME-UE-SlAP-ID          PRESENCE mandatory }|
    { ID id-eNB-UE-SlAP-ID          CRITICALITY reject  TYPE ENB-UE-SlAP-ID          PRESENCE mandatory }|
    { ID id-uEAggregateMaximumBitrate  CRITICALITY reject  TYPE UEAggregateMaximumBitrate  PRESENCE optional }|
    { ID id-E-RABToBeReleasedList      CRITICALITY ignore  TYPE E-RABList                PRESENCE mandatory }|
    { ID id-NAS-PDU                  CRITICALITY ignore  TYPE NAS-PDU                  PRESENCE optional },
    ...
}

-- *****

```



```

--
-- E-RAB Release Response
--
-- *****

E-RABReleaseResponse ::= SEQUENCE {
    protocolIEs          ProtocolIE-Container    { { E-RABReleaseResponseIEs } },
    ...
}

E-RABReleaseResponseIEs SLAP-PROTOCOL-IES ::= {
    { ID id-MME-UE-SlAP-ID          CRITICALITY ignore TYPE MME-UE-SlAP-ID          PRESENCE mandatory }|
    { ID id-eNB-UE-SlAP-ID          CRITICALITY ignore TYPE ENB-UE-SlAP-ID          PRESENCE mandatory }|
    { ID id-E-RABReleaseListBearerRelComp CRITICALITY ignore TYPE E-RABReleaseListBearerRelComp PRESENCE optional }|
    { ID id-E-RABFailedToReleaseList CRITICALITY ignore TYPE E-RABList              PRESENCE optional }|
    { ID id-CriticalityDiagnostics CRITICALITY ignore TYPE CriticalityDiagnostics PRESENCE optional }|
-- Extension for Release 12 to support User Location Information --
    { ID id-UserLocationInformation CRITICALITY ignore TYPE UserLocationInformation PRESENCE optional }|
    { ID id-SecondaryRATDataUsageReportList CRITICALITY ignore TYPE SecondaryRATDataUsageReportList PRESENCE optional },
    ...
}

E-RABReleaseListBearerRelComp ::= SEQUENCE (SIZE(1.. maxnoofE-RABs)) OF ProtocolIE-SingleContainer { {E-RABReleaseItemBearerRelCompIEs} }

E-RABReleaseItemBearerRelCompIEs SLAP-PROTOCOL-IES ::= {
    { ID id-E-RABReleaseItemBearerRelComp CRITICALITY ignore TYPE E-RABReleaseItemBearerRelComp PRESENCE mandatory },
    ...
}

E-RABReleaseItemBearerRelComp ::= SEQUENCE {
    e-RAB-ID          E-RAB-ID,
    iE-Extensions      ProtocolExtensionContainer { {E-RABReleaseItemBearerRelCompExtIEs} } OPTIONAL,
    ...
}

E-RABReleaseItemBearerRelCompExtIEs SLAP-PROTOCOL-EXTENSION ::= {
    ...
}

-- *****
--
-- E-RAB RELEASE INDICATION ELEMENTARY PROCEDURE
--
-- *****
-- *****
--
-- E-RAB Release Indication
--
-- *****

```



```

E-RABReleaseIndication ::= SEQUENCE {
    protocolIEs          ProtocolIE-Container    { {E-RABReleaseIndicationIEs} },
    ...
}

E-RABReleaseIndicationIEs SlAP-PROTOCOL-IES ::= {
    { ID id-MME-UE-SlAP-ID          CRITICALITY reject TYPE MME-UE-SlAP-ID          PRESENCE mandatory }|
    { ID id-eNB-UE-SlAP-ID          CRITICALITY reject TYPE ENB-UE-SlAP-ID          PRESENCE mandatory }|
    { ID id-E-RABReleasedList       CRITICALITY ignore TYPE E-RABList              PRESENCE mandatory }|
-- Extension for Release 12 to support User Location Information --
    { ID id-UserLocationInformation CRITICALITY ignore TYPE UserLocationInformation PRESENCE optional }|
    { ID id-SecondaryRATDataUsageReportList CRITICALITY ignore TYPE SecondaryRATDataUsageReportList PRESENCE optional },
    ...
}
-- *****
--
-- INITIAL CONTEXT SETUP ELEMENTARY PROCEDURE
--
-- *****
--
-- *****
--
-- Initial Context Setup Request
--
-- *****

InitialContextSetupRequest ::= SEQUENCE {
    protocolIEs          ProtocolIE-Container    { {InitialContextSetupRequestIEs} },
    ...
}

InitialContextSetupRequestIEs SlAP-PROTOCOL-IES ::= {
    { ID id-MME-UE-SlAP-ID          CRITICALITY reject TYPE MME-UE-SlAP-ID          PRESENCE mandatory }|
    { ID id-eNB-UE-SlAP-ID          CRITICALITY reject TYPE ENB-UE-SlAP-ID          PRESENCE mandatory }|
    { ID id-uEAggregateMaximumBitrate CRITICALITY reject TYPE UEAggregateMaximumBitrate PRESENCE mandatory }|
    { ID id-E-RABToBeSetupListCtxtSReq CRITICALITY reject TYPE E-RABToBeSetupListCtxtSReq PRESENCE mandatory }|
    { ID id-UESecurityCapabilities   CRITICALITY reject TYPE UESecurityCapabilities   PRESENCE mandatory }|
    { ID id-SecurityKey              CRITICALITY reject TYPE SecurityKey              PRESENCE mandatory }|
    { ID id-TraceActivation           CRITICALITY ignore TYPE TraceActivation           PRESENCE optional }|
    { ID id-HandoverRestrictionList   CRITICALITY ignore TYPE HandoverRestrictionList   PRESENCE optional }|
    { ID id-UERadioCapability         CRITICALITY ignore TYPE UERadioCapability         PRESENCE optional }|
    { ID id-SubscriberProfileIDforRFP CRITICALITY ignore TYPE SubscriberProfileIDforRFP PRESENCE optional }|
    { ID id-CSFallbackIndicator       CRITICALITY reject TYPE CSGlobalIndicator       PRESENCE optional }|
    { ID id-SRVCCOperationPossible    CRITICALITY ignore TYPE SRVCCOperationPossible    PRESENCE optional }|
    { ID id-CSGMembershipStatus       CRITICALITY ignore TYPE CSGMembershipStatus       PRESENCE optional }|
    { ID id-RegisteredLAI            CRITICALITY ignore TYPE LAI                    PRESENCE optional }|
    { ID id-GUMMEI-ID                CRITICALITY ignore TYPE GUMMEI                    PRESENCE optional }|
    { ID id-MME-UE-SlAP-ID-2         CRITICALITY ignore TYPE MME-UE-SlAP-ID          PRESENCE optional }|
    { ID id-ManagementBasedMDTAllowed CRITICALITY ignore TYPE ManagementBasedMDTAllowed PRESENCE optional }|
    { ID id-ManagementBasedMDTPLMNList CRITICALITY ignore TYPE MDTPLMNList            PRESENCE optional }|
    { ID id-AdditionalCSFallbackIndicator CRITICALITY ignore TYPE AdditionalCSFallbackIndicator PRESENCE conditional }|
    { ID id-Masked-IMEISV            CRITICALITY ignore TYPE Masked-IMEISV            PRESENCE optional }|
    { ID id-ExpectedUEBehaviour       CRITICALITY ignore TYPE ExpectedUEBehaviour       PRESENCE optional }|
}

```



```

{ ID id-ProSeAuthorized          CRITICALITY ignore TYPE ProSeAuthorized          PRESENCE optional }|
{ ID id-UEUserPlaneCioTSupportIndicator CRITICALITY ignore TYPE UEUserPlaneCioTSupportIndicator PRESENCE optional }|
{ ID id-V2XServicesAuthorized      CRITICALITY ignore TYPE V2XServicesAuthorized      PRESENCE optional }|
{ ID id-UESidelinkAggregateMaximumBitrate CRITICALITY ignore TYPE UESidelinkAggregateMaximumBitrate PRESENCE optional }|
{ ID id-EnhancedCoverageRestricted CRITICALITY ignore TYPE EnhancedCoverageRestricted PRESENCE optional }|
{ ID id-NRUESecurityCapabilities    CRITICALITY ignore TYPE NRUESecurityCapabilities    PRESENCE optional }|
{ ID id-CE-ModeBRestricted          CRITICALITY ignore TYPE CE-ModeBRestricted          PRESENCE optional }|
{ ID id-AerialUESubscriptionInformation CRITICALITY ignore TYPE AerialUESubscriptionInformation PRESENCE optional }|
{ ID id-PendingDataIndication       CRITICALITY ignore TYPE PendingDataIndication       PRESENCE optional }|
{ ID id-Subscription-Based-UE-DifferentiationInfo CRITICALITY ignore TYPE Subscription-Based-UE-DifferentiationInfo PRESENCE optional }|
{ ID id-AdditionalRRMPriorityIndex  CRITICALITY ignore TYPE AdditionalRRMPriorityIndex  PRESENCE optional }|
{ ID id-IAB-Authorized              CRITICALITY ignore TYPE IAB-Authorized              PRESENCE optional }|
{ ID id-NRV2XServicesAuthorized      CRITICALITY ignore TYPE NRV2XServicesAuthorized      PRESENCE optional }|
{ ID id-NRUESidelinkAggregateMaximumBitrate CRITICALITY ignore TYPE NRUESidelinkAggregateMaximumBitrate PRESENCE optional }|
{ ID id-PC5QoSParameters            CRITICALITY ignore TYPE PC5QoSParameters            PRESENCE optional }|
{ ID id-UERadioCapabilityID         CRITICALITY reject TYPE UERadioCapabilityID         PRESENCE optional },
...
}

```

E-RABToBeSetupListCtxtSReq ::= SEQUENCE (SIZE(1.. maxnoofE-RABs)) OF ProtocolIE-SingleContainer { {E-RABToBeSetupItemCtxtSReqIEs} }

```

E-RABToBeSetupItemCtxtSReqIEs SLAP-PROTOCOL-IES ::= {
  { ID id-E-RABToBeSetupItemCtxtSReq CRITICALITY reject TYPE E-RABToBeSetupItemCtxtSReq PRESENCE mandatory },
  ...
}

```

```

E-RABToBeSetupItemCtxtSReq ::= SEQUENCE {
  e-RAB-ID                      E-RAB-ID,
  e-RABlevelQoSParameters       E-RABlevelQoSParameters,
  transportLayerAddress         TransportLayerAddress,
  gTP-TEID                     GTP-TEID,
  nAS-PDU                      NAS-PDU OPTIONAL,
  iE-Extensions                 ProtocolExtensionContainer { {E-RABToBeSetupItemCtxtSReqExtIEs} } OPTIONAL,
  ...
}

```

```

E-RABToBeSetupItemCtxtSReqExtIEs SLAP-PROTOCOL-EXTENSION ::= {
  { ID id-Correlation-ID          CRITICALITY ignore EXTENSION Correlation-ID          PRESENCE optional }|
  { ID id-SIPTO-Correlation-ID    CRITICALITY ignore EXTENSION Correlation-ID          PRESENCE optional }|
  { ID id-BearerType              CRITICALITY reject EXTENSION BearerType              PRESENCE optional }|
  { ID id-Ethernet-Type           CRITICALITY ignore EXTENSION Ethernet-Type           PRESENCE optional }|
  { ID id-SecurityIndication       CRITICALITY reject EXTENSION SecurityIndication       PRESENCE optional },
  ...
}

```

```

-- *****
--
-- Initial Context Setup Response

```



```

--
-- *****

InitialContextSetupResponse ::= SEQUENCE {
    protocolIEs          ProtocolIE-Container    { {InitialContextSetupResponseIEs} },
    ...
}

InitialContextSetupResponseIEs SlAP-PROTOCOL-IES ::= {
    { ID id-MME-UE-SlAP-ID          CRITICALITY ignore TYPE MME-UE-SlAP-ID          PRESENCE mandatory }|
    { ID id-eNB-UE-SlAP-ID          CRITICALITY ignore TYPE ENB-UE-SlAP-ID          PRESENCE mandatory }|
    { ID id-E-RABSetupListCtxtSURES CRITICALITY ignore TYPE E-RABSetupListCtxtSURES PRESENCE mandatory }|
    { ID id-E-RABFailedToSetupListCtxtSURES CRITICALITY ignore TYPE E-RABList          PRESENCE optional }|
    { ID id-CriticalityDiagnostics   CRITICALITY ignore TYPE CriticalityDiagnostics PRESENCE optional },
    ...
}

E-RABSetupListCtxtSURES ::= SEQUENCE (SIZE(1.. maxnoofE-RABS)) OF ProtocolIE-SingleContainer { {E-RABSetupItemCtxtSURESIEs} }

E-RABSetupItemCtxtSURESIEs SlAP-PROTOCOL-IES ::= {
    { ID id-E-RABSetupItemCtxtSURES CRITICALITY ignore TYPE E-RABSetupItemCtxtSURES PRESENCE mandatory },
    ...
}

E-RABSetupItemCtxtSURES ::= SEQUENCE {
    e-RAB-ID                E-RAB-ID,
    transportLayerAddress    TransportLayerAddress,
    gTP-TEID                 GTP-TEID,
    iE-Extensions            ProtocolExtensionContainer { {E-RABSetupItemCtxtSURESExtIEs} } OPTIONAL,
    ...
}

E-RABSetupItemCtxtSURESExtIEs SlAP-PROTOCOL-EXTENSION ::= {
    ...
}

-- *****
--
-- Initial Context Setup Failure
--
-- *****

InitialContextSetupFailure ::= SEQUENCE {
    protocolIEs          ProtocolIE-Container    { {InitialContextSetupFailureIEs} },
    ...
}

InitialContextSetupFailureIEs SlAP-PROTOCOL-IES ::= {
    { ID id-MME-UE-SlAP-ID          CRITICALITY ignore TYPE MME-UE-SlAP-ID          PRESENCE mandatory }|
    { ID id-eNB-UE-SlAP-ID          CRITICALITY ignore TYPE ENB-UE-SlAP-ID          PRESENCE mandatory }|
    { ID id-Cause                   CRITICALITY ignore TYPE Cause                   PRESENCE mandatory }|

```



```

    { ID id-CriticalityDiagnostics      CRITICALITY ignore  TYPE CriticalityDiagnostics      PRESENCE optional },
    ...
}

-- *****
--
-- PAGING ELEMENTARY PROCEDURE
--
-- *****

-- *****
--
-- Paging
--
-- *****

Paging ::= SEQUENCE {
    protocolIEs      ProtocolIE-Container      {{PagingIEs}},
    ...
}

PagingIEs SLAP-PROTOCOL-IES ::= {
    { ID id-UEIdentityIndexValue      CRITICALITY ignore  TYPE UEIdentityIndexValue      PRESENCE mandatory}|
    { ID id-UEPagingID                CRITICALITY ignore  TYPE UEPagingID                PRESENCE mandatory}|
    { ID id-pagingDRX                 CRITICALITY ignore  TYPE PagingDRX                 PRESENCE optional}|
    { ID id-CNDomain                  CRITICALITY ignore  TYPE CNDomain                  PRESENCE mandatory}|
    { ID id-TAIList                   CRITICALITY ignore  TYPE TAIList                   PRESENCE mandatory}|
    { ID id-CSG-IdList                CRITICALITY ignore  TYPE CSG-IdList               PRESENCE optional}|
    { ID id-PagingPriority              CRITICALITY ignore  TYPE PagingPriority            PRESENCE optional}|
    { ID id-UERadioCapabilityForPaging CRITICALITY ignore  TYPE UERadioCapabilityForPaging PRESENCE optional}|
-- Extension for Release 13 to support Paging Optimisation and Coverage Enhancement paging --
    { ID id-AssistanceDataForPaging    CRITICALITY ignore  TYPE AssistanceDataForPaging   PRESENCE optional}|
    { ID id-Paging-eDRXInformation      CRITICALITY ignore  TYPE Paging-eDRXInformation    PRESENCE optional}|
    { ID id-extended-UEIdentityIndexValue CRITICALITY ignore  TYPE Extended-UEIdentityIndexValue PRESENCE optional}|
    { ID id-NB-IoT-Paging-eDRXInformation CRITICALITY ignore  TYPE NB-IoT-Paging-eDRXInformation PRESENCE optional}|
    { ID id-NB-IoT-UEIdentityIndexValue CRITICALITY ignore  TYPE NB-IoT-UEIdentityIndexValue PRESENCE optional}|
    { ID id-EnhancedCoverageRestricted CRITICALITY ignore  TYPE EnhancedCoverageRestricted PRESENCE optional}|
    { ID id-CE-ModeBRestricted          CRITICALITY ignore  TYPE CE-ModeBRestricted        PRESENCE optional}|
    { ID id-DataSize                   CRITICALITY ignore  TYPE DataSize                  PRESENCE optional}|
    { ID id-WUS-Assistance-Information CRITICALITY ignore  TYPE WUS-Assistance-Information PRESENCE optional}|
    { ID id-NB-IoT-PagingDRX           CRITICALITY ignore  TYPE NB-IoT-PagingDRX         PRESENCE optional}|
    { ID id-PagingCause                CRITICALITY ignore  TYPE PagingCause               PRESENCE optional}|
    ...
}

TAIList ::= SEQUENCE (SIZE(1.. maxnoofTAIs)) OF ProtocolIE-SingleContainer {{TAIItemIEs}}

TAIItemIEs SLAP-PROTOCOL-IES ::= {
    { ID id-TAIItem CRITICALITY ignore      TYPE TAIItem      PRESENCE mandatory },
    ...
}

TAIItem ::= SEQUENCE {

```



```

    tAI
    iE-Extensions
    ...
}

TAIItemExtIEs SLAP-PROTOCOL-EXTENSION ::= {
    ...

-- *****
--
-- UE CONTEXT RELEASE ELEMENTARY PROCEDURE
--
-- *****

-- *****
--
-- UE Context Release Request
--
-- *****

UEContextReleaseRequest ::= SEQUENCE {
    protocolIEs          ProtocolIE-Container    {{UEContextReleaseRequest-IEs}},
    ...
}

UEContextReleaseRequest-IEs SLAP-PROTOCOL-IES ::= {
    { ID id-MME-UE-SlAP-ID          CRITICALITY reject TYPE MME-UE-SlAP-ID          PRESENCE mandatory }|
    { ID id-eNB-UE-SlAP-ID          CRITICALITY reject TYPE ENB-UE-SlAP-ID          PRESENCE mandatory }|
    { ID id-Cause                    CRITICALITY ignore TYPE Cause                    PRESENCE mandatory }|
    { ID id-GWContextReleaseIndication CRITICALITY reject TYPE GWContextReleaseIndication PRESENCE optional }|
    { ID id-SecondaryRATDataUsageReportList CRITICALITY ignore TYPE SecondaryRATDataUsageReportList PRESENCE optional },
    ...
}

-- *****
--
-- UE Context Release Command
--
-- *****

UEContextReleaseCommand ::= SEQUENCE {
    protocolIEs          ProtocolIE-Container    {{UEContextReleaseCommand-IEs}},
    ...
}

UEContextReleaseCommand-IEs SLAP-PROTOCOL-IES ::= {
    { ID id-UE-SlAP-IDs              CRITICALITY reject TYPE UE-SlAP-IDs              PRESENCE mandatory }|
    { ID id-Cause                    CRITICALITY ignore TYPE Cause                    PRESENCE mandatory },
    ...
}

-- *****

```



```

--
-- UE Context Release Complete
--
-- *****

UEContextReleaseComplete ::= SEQUENCE {
    protocolIEs          ProtocolIE-Container    {{UEContextReleaseComplete-IEs}},
    ...
}

UEContextReleaseComplete-IEs SLAP-PROTOCOL-IES ::= {
    { ID id-MME-UE-SlAP-ID          CRITICALITY ignore TYPE MME-UE-SlAP-ID          PRESENCE mandatory}|
    { ID id-eNB-UE-SlAP-ID          CRITICALITY ignore TYPE ENB-UE-SlAP-ID          PRESENCE mandatory}|
    { ID id-CriticalityDiagnostics   CRITICALITY ignore TYPE CriticalityDiagnostics PRESENCE optional}|
-- Extension for Release 12 to support User Location Information --
    { ID id-UserLocationInformation CRITICALITY ignore TYPE UserLocationInformation PRESENCE optional}|
-- Extension for Release 13 to support Paging Optimisation
    { ID id-InformationOnRecommendedCellsAndENBsForPaging CRITICALITY ignore TYPE InformationOnRecommendedCellsAndENBsForPaging PRESENCE optional}|
-- Extension for Release 13 to support coverage enhancement paging --
    { ID id-CellIdentifierAndCELevelForCECapableUEs      CRITICALITY ignore TYPE CellIdentifierAndCELevelForCECapableUEs PRESENCE optional}|
    { ID id-SecondaryRATDataUsageReportList              CRITICALITY ignore TYPE SecondaryRATDataUsageReportList PRESENCE optional}|
    { ID id-TimeSinceSecondaryNodeRelease                CRITICALITY ignore TYPE TimeSinceSecondaryNodeRelease PRESENCE optional}|
    ...
}

-- *****
--
-- UE CONTEXT MODIFICATION ELEMENTARY PROCEDURE
--
-- *****

-- *****

-- UE Context Modification Request
--
-- *****

UEContextModificationRequest ::= SEQUENCE {
    protocolIEs          ProtocolIE-Container    { { UEContextModificationRequestIEs } },
    ...
}

UEContextModificationRequestIEs SLAP-PROTOCOL-IES ::= {
    { ID id-MME-UE-SlAP-ID          CRITICALITY reject TYPE MME-UE-SlAP-ID          PRESENCE mandatory}|
    { ID id-eNB-UE-SlAP-ID          CRITICALITY reject TYPE ENB-UE-SlAP-ID          PRESENCE mandatory}|
    { ID id-SecurityKey              CRITICALITY reject TYPE SecurityKey              PRESENCE optional}|
    { ID id-SubscriberProfileIDforRFP CRITICALITY ignore TYPE SubscriberProfileIDforRFP PRESENCE optional}|
    { ID id-uEAggregateMaximumBitrate CRITICALITY ignore TYPE UEAggregateMaximumBitrate PRESENCE optional}|
    { ID id-CSFallbackIndicator       CRITICALITY reject TYPE CSGlobalFallbackIndicator PRESENCE optional}|
    { ID id-UESecurityCapabilities    CRITICALITY reject TYPE UESecurityCapabilities PRESENCE optional}|
    { ID id-CSGMembershipStatus       CRITICALITY ignore TYPE CSGMembershipStatus PRESENCE optional}|
    { ID id-RegisteredLAI             CRITICALITY ignore TYPE LAI PRESENCE optional}|
}

```



```

    { ID id-AdditionalCSFallbackIndicator      CRITICALITY ignore TYPE AdditionalCSFallbackIndicator PRESENCE conditional }|
    { ID id-ProSeAuthorized                   CRITICALITY ignore TYPE ProSeAuthorized           PRESENCE optional }|
    { ID id-SRVCCOperationPossible             CRITICALITY ignore TYPE SRVCCOperationPossible       PRESENCE optional }|
    { ID id-SRVCCOperationNotPossible          CRITICALITY ignore TYPE SRVCCOperationNotPossible     PRESENCE optional }|
    { ID id-V2XServicesAuthorized              CRITICALITY ignore TYPE V2XServicesAuthorized         PRESENCE optional }|
    { ID id-UESidelinkAggregateMaximumBitrate  CRITICALITY ignore TYPE UESidelinkAggregateMaximumBitrate PRESENCE optional }|
    { ID id-NRUESecurityCapabilities            CRITICALITY ignore TYPE NRUESecurityCapabilities       PRESENCE optional }|
    { ID id-AerialUEsubscriptionInformation    CRITICALITY ignore TYPE AerialUEsubscriptionInformation PRESENCE optional }|
    { ID id-AdditionalRRMPriorityIndex          CRITICALITY ignore TYPE AdditionalRRMPriorityIndex     PRESENCE optional }|
    { ID id-IAB-Authorized                     CRITICALITY ignore TYPE IAB-Authorized                 PRESENCE optional }|
    { ID id-NRV2XServicesAuthorized            CRITICALITY ignore TYPE NRV2XServicesAuthorized         PRESENCE optional }|
    { ID id-NRUESidelinkAggregateMaximumBitrate CRITICALITY ignore TYPE NRUESidelinkAggregateMaximumBitrate PRESENCE optional }|
    { ID id-PC5QoSParameters                   CRITICALITY ignore TYPE PC5QoSParameters             PRESENCE optional }|
    { ID id-UERadioCapabilityID                 CRITICALITY reject  TYPE UERadioCapabilityID         PRESENCE optional },
    ...
}
-- *****
--
-- UE Context Modification Response
--
-- *****

UEContextModificationResponse ::= SEQUENCE {
    protocolIEs          ProtocolIE-Container    { { UEContextModificationResponseIEs } },
    ...
}

UEContextModificationResponseIEs SlAP-PROTOCOL-IES ::= {
    { ID id-MME-UE-SlAP-ID          CRITICALITY ignore TYPE MME-UE-SlAP-ID          PRESENCE mandatory }|
    { ID id-eNB-UE-SlAP-ID          CRITICALITY ignore TYPE ENB-UE-SlAP-ID          PRESENCE mandatory }|
    { ID id-CriticalityDiagnostics    CRITICALITY ignore TYPE CriticalityDiagnostics    PRESENCE optional  },
    ...
}
-- *****
--
-- UE Context Modification Failure
--
-- *****

UEContextModificationFailure ::= SEQUENCE {
    protocolIEs          ProtocolIE-Container    { { UEContextModificationFailureIEs } },
    ...
}

UEContextModificationFailureIEs SlAP-PROTOCOL-IES ::= {
    { ID id-MME-UE-SlAP-ID          CRITICALITY ignore TYPE MME-UE-SlAP-ID          PRESENCE mandatory }|
    { ID id-eNB-UE-SlAP-ID          CRITICALITY ignore TYPE ENB-UE-SlAP-ID          PRESENCE mandatory }|
    { ID id-Cause                     CRITICALITY ignore TYPE Cause                     PRESENCE mandatory }|
    { ID id-CriticalityDiagnostics    CRITICALITY ignore TYPE CriticalityDiagnostics    PRESENCE optional  },
    ...
}
-- *****
--

```



```
-- UE RADIO CAPABILITY MATCH ELEMENTARY PROCEDURE
--
-- *****
--
-- *****
--
-- UE Radio Capability Match Request
--
-- *****

UERadioCapabilityMatchRequest ::= SEQUENCE {
    protocolIEs          ProtocolIE-Container    { { UERadioCapabilityMatchRequestIEs } },
    ...
}

UERadioCapabilityMatchRequestIEs SLAP-PROTOCOL-IES ::= {
    { ID id-MME-UE-SlAP-ID          CRITICALITY reject TYPE MME-UE-SlAP-ID          PRESENCE mandatory } |
    { ID id-eNB-UE-SlAP-ID          CRITICALITY reject TYPE ENB-UE-SlAP-ID          PRESENCE mandatory } |
    { ID id-UERadioCapability       CRITICALITY ignore TYPE UERadioCapability       PRESENCE optional   } |
    { ID id-UERadioCapabilityID      CRITICALITY reject TYPE UERadioCapabilityID      PRESENCE optional   },
    ...
}

-- *****
--
-- UE Radio Capability Match Response
--
-- *****

UERadioCapabilityMatchResponse ::= SEQUENCE {
    protocolIEs          ProtocolIE-Container    { { UERadioCapabilityMatchResponseIEs } },
    ...
}

UERadioCapabilityMatchResponseIEs SLAP-PROTOCOL-IES ::= {
    { ID id-MME-UE-SlAP-ID          CRITICALITY ignore TYPE MME-UE-SlAP-ID          PRESENCE mandatory } |
    { ID id-eNB-UE-SlAP-ID          CRITICALITY ignore TYPE ENB-UE-SlAP-ID          PRESENCE mandatory } |
    { ID id-VoiceSupportMatchIndicator CRITICALITY reject TYPE VoiceSupportMatchIndicator PRESENCE mandatory } |
    { ID id-CriticalityDiagnostics   CRITICALITY ignore TYPE CriticalityDiagnostics   PRESENCE optional   },
    ...
}

-- *****
--
-- NAS TRANSPORT ELEMENTARY PROCEDURES
--
-- *****
--
-- *****
--
-- DOWNLINK NAS TRANSPORT
--
-- *****
```



```

DownlinkNASTransport ::= SEQUENCE {
    protocolIEs          ProtocolIE-Container    {{DownlinkNASTransport-IEs}},
    ...
}

DownlinkNASTransport-IEs SlAP-PROTOCOL-IES ::= {
    { ID id-MME-UE-SlAP-ID          CRITICALITY reject TYPE MME-UE-SlAP-ID          PRESENCE mandatory} |
    { ID id-eNB-UE-SlAP-ID          CRITICALITY reject TYPE ENB-UE-SlAP-ID          PRESENCE mandatory} |
    { ID id-NAS-PDU                  CRITICALITY reject TYPE NAS-PDU                  PRESENCE mandatory} |
    { ID id-HandoverRestrictionList CRITICALITY ignore TYPE HandoverRestrictionList PRESENCE optional} |
    { ID id-SubscriberProfileIDforRFP CRITICALITY ignore TYPE SubscriberProfileIDforRFP PRESENCE optional} |
    { ID id-SRVCCOperationPossible   CRITICALITY ignore TYPE SRVCCOperationPossible   PRESENCE optional} |
    { ID id-UERadioCapability        CRITICALITY ignore TYPE UERadioCapability        PRESENCE optional} |
    { ID id-DLNASPDUDeliveryAckRequest CRITICALITY ignore TYPE DLNASPDUDeliveryAckRequest PRESENCE optional} |
    { ID id-EnhancedCoverageRestricted CRITICALITY ignore TYPE EnhancedCoverageRestricted PRESENCE optional} |
    { ID id-NRUESecurityCapabilities CRITICALITY ignore TYPE NRUESecurityCapabilities PRESENCE optional} |
    { ID id-CE-ModeBRestricted        CRITICALITY ignore TYPE CE-ModeBRestricted        PRESENCE optional} |
    { ID id-UECapabilityInfoRequest   CRITICALITY ignore TYPE UECapabilityInfoRequest   PRESENCE optional} |
    { ID id-EndIndication              CRITICALITY ignore TYPE EndIndication              PRESENCE optional} |
    { ID id-PendingDataIndication      CRITICALITY ignore TYPE PendingDataIndication      PRESENCE optional} |
    { ID id-Subscription-Based-UE-DifferentiationInfo CRITICALITY ignore TYPE Subscription-Based-UE-DifferentiationInfo PRESENCE optional} |
    { ID id-AdditionalRRMPriorityIndex CRITICALITY ignore TYPE AdditionalRRMPriorityIndex PRESENCE optional} |
    { ID id-UERadioCapabilityID        CRITICALITY reject TYPE UERadioCapabilityID        PRESENCE optional} |
    { ID id-Masked-IMEISV              CRITICALITY ignore TYPE Masked-IMEISV              PRESENCE optional} |
    ...
}

-- *****
--
-- INITIAL UE MESSAGE
--
-- *****

InitialUEMessage ::= SEQUENCE {
    protocolIEs          ProtocolIE-Container    {{InitialUEMessage-IEs}},
    ...
}

InitialUEMessage-IEs SlAP-PROTOCOL-IES ::= {
    { ID id-eNB-UE-SlAP-ID          CRITICALITY reject TYPE ENB-UE-SlAP-ID          PRESENCE mandatory} |
    { ID id-NAS-PDU                  CRITICALITY reject TYPE NAS-PDU                  PRESENCE mandatory} |
    { ID id-TAI                      CRITICALITY reject TYPE TAI                      PRESENCE mandatory} |
    { ID id-EUTRAN-CGI              CRITICALITY ignore TYPE EUTRAN-CGI              PRESENCE mandatory} |
    { ID id-RRC-Establishment-Cause CRITICALITY ignore TYPE RRC-Establishment-Cause PRESENCE mandatory} |
    { ID id-S-TMSI                   CRITICALITY reject TYPE S-TMSI                   PRESENCE optional} |
    { ID id-CSG-Id                   CRITICALITY reject TYPE CSG-Id                   PRESENCE optional} |
    { ID id-GUMMEI-ID                CRITICALITY reject TYPE GUMMEI                PRESENCE optional} |
    { ID id-CellAccessMode           CRITICALITY reject TYPE CellAccessMode           PRESENCE optional} |
    { ID id-GW-TransportLayerAddress CRITICALITY ignore TYPE TransportLayerAddress PRESENCE optional} |
    { ID id-RelayNode-Indicator       CRITICALITY reject TYPE RelayNode-Indicator       PRESENCE optional} |
    { ID id-GUMMEIType               CRITICALITY ignore TYPE GUMMEIType               PRESENCE optional} |
    ...
}
-- Extension for Release 11 to support BBAI --

```



```

{ ID id-Tunnel-Information-for-BBF CRITICALITY ignore TYPE TunnelInformation PRESENCE optional}|
{ ID id-SIPTO-L-GW-TransportLayerAddress CRITICALITY ignore TYPE TransportLayerAddress PRESENCE optional}|
{ ID id-LHN-ID CRITICALITY ignore TYPE LHN-ID PRESENCE optional}|
{ ID id-MME-Group-ID CRITICALITY ignore TYPE MME-Group-ID PRESENCE optional}|
{ ID id-UE-Usage-Type CRITICALITY ignore TYPE UE-Usage-Type PRESENCE optional}|
{ ID id-CE-mode-B-SupportIndicator CRITICALITY ignore TYPE CE-mode-B-SupportIndicator PRESENCE optional}|
{ ID id-DCN-ID CRITICALITY ignore TYPE DCN-ID PRESENCE optional}|
{ ID id-Coverage-Level CRITICALITY ignore TYPE Coverage-Level PRESENCE optional}|
{ ID id-UE-Application-Layer-Measurement-Capability CRITICALITY ignore TYPE UE-Application-Layer-Measurement-Capability
PRESENCE optional}|
{ ID id-EDT-Session CRITICALITY ignore TYPE EDT-Session PRESENCE optional}|
{ ID id-IAB-Node-Indication CRITICALITY reject TYPE IAB-Node-Indication PRESENCE optional}|
{ ID id-LTE-NTN-TAI-Information CRITICALITY ignore TYPE LTE-NTN-TAI-Information PRESENCE optional},
...
}

-- *****
--
-- UPLINK NAS TRANSPORT
--
-- *****

UplinkNASTransport ::= SEQUENCE {
    protocolIEs ProtocolIE-Container {{UplinkNASTransport-IEs}},
    ...
}

UplinkNASTransport-IEs SLAP-PROTOCOL-IES ::= {
    { ID id-MME-UE-SLAP-ID CRITICALITY reject TYPE MME-UE-SLAP-ID PRESENCE mandatory}|
    { ID id-eNB-UE-SLAP-ID CRITICALITY reject TYPE ENB-UE-SLAP-ID PRESENCE mandatory}|
    { ID id-NAS-PDU CRITICALITY reject TYPE NAS-PDU PRESENCE mandatory}|
    { ID id-EUTRAN-CGI CRITICALITY ignore TYPE EUTRAN-CGI PRESENCE mandatory}|
    { ID id-TAI CRITICALITY ignore TYPE TAI PRESENCE mandatory}|
    { ID id-GW-TransportLayerAddress CRITICALITY ignore TYPE TransportLayerAddress PRESENCE optional}|
    { ID id-SIPTO-L-GW-TransportLayerAddress CRITICALITY ignore TYPE TransportLayerAddress PRESENCE optional}|
    { ID id-LHN-ID CRITICALITY ignore TYPE LHN-ID PRESENCE optional}|
    { ID id-PSCellInformation CRITICALITY ignore TYPE PSCellInformation PRESENCE optional}|
    { ID id-LTE-NTN-TAI-Information CRITICALITY ignore TYPE LTE-NTN-TAI-Information PRESENCE optional},
    ...
}

-- *****
--
-- NAS NON DELIVERY INDICATION
--
-- *****

NASNonDeliveryIndication ::= SEQUENCE {
    protocolIEs ProtocolIE-Container {{NASNonDeliveryIndication-IEs}},
    ...
}

NASNonDeliveryIndication-IEs SLAP-PROTOCOL-IES ::= {
    { ID id-MME-UE-SLAP-ID CRITICALITY reject TYPE MME-UE-SLAP-ID PRESENCE mandatory }|

```



```

    { ID id-eNB-UE-SlAP-ID          CRITICALITY reject  TYPE ENB-UE-SlAP-ID          PRESENCE mandatory }|
    { ID id-NAS-PDU                  CRITICALITY ignore  TYPE NAS-PDU                  PRESENCE mandatory }|
    { ID id-Cause                    CRITICALITY ignore  TYPE Cause                    PRESENCE mandatory },
    ...
}

-- *****
--
-- REROUTE NAS REQUEST
--
-- *****

RerouteNASRequest ::= SEQUENCE {
    protocolIES          ProtocolIE-Container    {{RerouteNASRequest-IEs}},
    ...
}

RerouteNASRequest-IEs SlAP-PROTOCOL-IES ::= {
    { ID id-eNB-UE-SlAP-ID          CRITICALITY reject  TYPE ENB-UE-SlAP-ID          PRESENCE mandatory }|
    { ID id-MME-UE-SlAP-ID          CRITICALITY ignore  TYPE MME-UE-SlAP-ID          PRESENCE optional }|
    { ID id-Sl-Message              CRITICALITY reject  TYPE OCTET STRING            PRESENCE mandatory }|
    { ID id-MME-Group-ID            CRITICALITY reject  TYPE MME-Group-ID            PRESENCE mandatory }|
    { ID id-Additional-GUTI          CRITICALITY ignore  TYPE Additional-GUTI          PRESENCE optional }|
    { ID id-UE-Usage-Type            CRITICALITY ignore  TYPE UE-Usage-Type            PRESENCE optional },
    ...
}

-- *****
--
-- NAS DELIVERY INDICATION
--
-- *****

NASDeliveryIndication ::= SEQUENCE {
    protocolIES          ProtocolIE-Container { { NASDeliveryIndicationIEs } },
    ...
}

NASDeliveryIndicationIEs SlAP-PROTOCOL-IES ::= {
    { ID id-MME-UE-SlAP-ID          CRITICALITY reject  TYPE MME-UE-SlAP-ID          PRESENCE mandatory }|
    { ID id-eNB-UE-SlAP-ID          CRITICALITY reject  TYPE ENB-UE-SlAP-ID          PRESENCE mandatory },
    ...
}

-- *****
--
-- RESET ELEMENTARY PROCEDURE
--
-- *****

-- *****
--
-- Reset

```



```

--
-- *****

Reset ::= SEQUENCE {
    protocolIES          ProtocolIE-Container      { {ResetIES} },
    ...
}

ResetIES SLAP-PROTOCOL-IES ::= {
    { ID id-Cause          CRITICALITY ignore  TYPE Cause          PRESENCE mandatory }|
    { ID id-ResetType      CRITICALITY reject  TYPE ResetType      PRESENCE mandatory },
    ...
}

ResetType ::= CHOICE {
    s1-Interface          ResetAll,
    partOfS1-Interface    UE-associatedLogicalS1-ConnectionListRes,
    ...
}

ResetAll ::= ENUMERATED {
    reset-all,
    ...
}

UE-associatedLogicalS1-ConnectionListRes ::= SEQUENCE (SIZE(1.. maxnoofIndividualS1ConnectionsToReset)) OF ProtocolIE-SingleContainer { { UE-
associatedLogicalS1-ConnectionItemRes } }

UE-associatedLogicalS1-ConnectionItemRes SLAP-PROTOCOL-IES ::= {
    { ID id-UE-associatedLogicalS1-ConnectionItem  CRITICALITY reject  TYPE UE-associatedLogicalS1-ConnectionItem  PRESENCE mandatory},
    ...
}

-- *****
--
-- Reset Acknowledge
--
-- *****

ResetAcknowledge ::= SEQUENCE {
    protocolIES          ProtocolIE-Container      { {ResetAcknowledgeIES} },
    ...
}

ResetAcknowledgeIES SLAP-PROTOCOL-IES ::= {
    { ID id-UE-associatedLogicalS1-ConnectionListResAck  CRITICALITY ignore  TYPE UE-associatedLogicalS1-ConnectionListResAck  PRESENCE
optional }|
    { ID id-CriticalityDiagnostics  CRITICALITY ignore  TYPE CriticalityDiagnostics  PRESENCE optional },
    ...
}

```



```

UE-associatedLogicalS1-ConnectionListResAck ::= SEQUENCE (SIZE(1.. maxnoofIndividualS1ConnectionsToReset)) OF ProtocolIE-SingleContainer { { UE-
associatedLogicalS1-ConnectionItemResAck } }

```

```

UE-associatedLogicalS1-ConnectionItemResAck      SLAP-PROTOCOL-IES ::= {
  { ID id-UE-associatedLogicalS1-ConnectionItem    CRITICALITY ignore      TYPE UE-associatedLogicalS1-ConnectionItem    PRESENCE mandatory },
  ...
}

```

```

-- *****
--
-- ERROR INDICATION ELEMENTARY PROCEDURE
--
-- *****

```

```

-- *****
--
-- Error Indication
--
-- *****

```

```

ErrorIndication ::= SEQUENCE {
  protocolIES          ProtocolIE-Container      {{ErrorIndicationIEs}},
  ...
}

```

```

ErrorIndicationIEs SLAP-PROTOCOL-IES ::= {
  { ID id-MME-UE-SLAP-ID          CRITICALITY ignore  TYPE MME-UE-SLAP-ID          PRESENCE optional }|
  { ID id-eNB-UE-SLAP-ID          CRITICALITY ignore  TYPE ENB-UE-SLAP-ID          PRESENCE optional }|
  { ID id-Cause                   CRITICALITY ignore  TYPE Cause                   PRESENCE optional }|
  { ID id-CriticalityDiagnostics  CRITICALITY ignore  TYPE CriticalityDiagnostics  PRESENCE optional }|
  { ID id-S-TMSI                  CRITICALITY ignore  TYPE S-TMSI                  PRESENCE optional },
  ...
}

```

```

-- *****
--
-- S1 SETUP ELEMENTARY PROCEDURE
--
-- *****

```

```

-- *****
--
-- S1 Setup Request
--
-- *****

```

```

S1SetupRequest ::= SEQUENCE {
  protocolIES          ProtocolIE-Container      { {S1SetupRequestIEs} },
  ...
}

```

```

S1SetupRequestIEs SLAP-PROTOCOL-IES ::= {
  { ID id-Global-ENB-ID          CRITICALITY reject  TYPE Global-ENB-ID          PRESENCE mandatory }|
  { ID id-eNBname                CRITICALITY ignore  TYPE ENBname                PRESENCE optional }|
}

```



```

    { ID id-SupportedTAs                CRITICALITY reject TYPE SupportedTAs                PRESENCE mandatory }|
    { ID id-DefaultPagingDRX            CRITICALITY ignore TYPE PagingDRX                PRESENCE mandatory }|
    { ID id-CSG-IdList                  CRITICALITY reject TYPE CSG-IdList                PRESENCE optional }|
    { ID id-UE-RetentionInformation      CRITICALITY ignore TYPE UE-RetentionInformation    PRESENCE optional }|
    { ID id-NB-IoT-DefaultPagingDRX     CRITICALITY ignore TYPE NB-IoT-DefaultPagingDRX   PRESENCE optional }|
    { ID id-ConnectedengNBList          CRITICALITY ignore TYPE ConnectedengNBList      PRESENCE optional },
    ...
}

-- *****
--
-- S1 Setup Response
--
-- *****

S1SetupResponse ::= SEQUENCE {
    protocolIEs          ProtocolIE-Container    { {S1SetupResponseIEs} },
    ...
}

S1SetupResponseIEs S1AP-PROTOCOL-IES ::= {
    { ID id-MMENAME                CRITICALITY ignore TYPE MMENAME                PRESENCE optional }|
    { ID id-ServedGUMMEIs          CRITICALITY reject TYPE ServedGUMMEIs          PRESENCE mandatory }|
    { ID id-RelativeMMECapacity    CRITICALITY ignore TYPE RelativeMMECapacity    PRESENCE mandatory }|
    { ID id-MMERelaySupportIndicator CRITICALITY ignore TYPE MMERelaySupportIndicator PRESENCE optional }|
    { ID id-CriticalityDiagnostics CRITICALITY ignore TYPE CriticalityDiagnostics PRESENCE optional }|
    { ID id-UE-RetentionInformation CRITICALITY ignore TYPE UE-RetentionInformation PRESENCE optional }|
    { ID id-ServedDCNs             CRITICALITY ignore TYPE ServedDCNs             PRESENCE optional }|
    { ID id-IAB-Supported          CRITICALITY ignore TYPE IAB-Supported          PRESENCE optional },
    ...
}

-- *****
--
-- S1 Setup Failure
--
-- *****

S1SetupFailure ::= SEQUENCE {
    protocolIEs          ProtocolIE-Container    { {S1SetupFailureIEs} },
    ...
}

S1SetupFailureIEs S1AP-PROTOCOL-IES ::= {
    { ID id-Cause                  CRITICALITY ignore TYPE Cause                  PRESENCE mandatory }|
    { ID id-TimeToWait             CRITICALITY ignore TYPE TimeToWait             PRESENCE optional }|
    { ID id-CriticalityDiagnostics CRITICALITY ignore TYPE CriticalityDiagnostics PRESENCE optional },
    ...
}

-- *****
--
-- ENB CONFIGURATION UPDATE ELEMENTARY PROCEDURE

```



```

--
-- *****
-- *****
--
-- eNB Configuration Update
--
-- *****

ENBConfigurationUpdate ::= SEQUENCE {
    protocolIEs          ProtocolIE-Container          { {ENBConfigurationUpdateIEs} },
    ...
}

ENBConfigurationUpdateIEs SLAP-PROTOCOL-IES ::= {
    { ID id-eNBname          CRITICALITY ignore TYPE ENBname          PRESENCE optional } |
    { ID id-SupportedTAs      CRITICALITY reject TYPE SupportedTAs      PRESENCE optional } |
    { ID id-CSG-IdList        CRITICALITY reject TYPE CSG-IdList        PRESENCE optional } |
    { ID id-DefaultPagingDRX  CRITICALITY ignore TYPE PagingDRX        PRESENCE optional } |
    { ID id-NB-IoT-DefaultPagingDRX CRITICALITY ignore TYPE NB-IoT-DefaultPagingDRX PRESENCE optional } |
    { ID id-ConnectedengNBToAddList CRITICALITY ignore TYPE ConnectedengNBList PRESENCE optional } |
    { ID id-ConnectedengNBToRemoveList CRITICALITY ignore TYPE ConnectedengNBList PRESENCE optional },
    ...
}

-- *****
--
-- eNB Configuration Update Acknowledge
--
-- *****

ENBConfigurationUpdateAcknowledge ::= SEQUENCE {
    protocolIEs          ProtocolIE-Container          { {ENBConfigurationUpdateAcknowledgeIEs} },
    ...
}

ENBConfigurationUpdateAcknowledgeIEs SLAP-PROTOCOL-IES ::= {
    { ID id-CriticalityDiagnostics CRITICALITY ignore TYPE CriticalityDiagnostics PRESENCE optional },
    ...
}

-- *****
--
-- eNB Configuration Update Failure
--
-- *****

ENBConfigurationUpdateFailure ::= SEQUENCE {
    protocolIEs          ProtocolIE-Container          { {ENBConfigurationUpdateFailureIEs} },
    ...
}

ENBConfigurationUpdateFailureIEs SLAP-PROTOCOL-IES ::= {

```



```

    { ID id-Cause                CRITICALITY ignore TYPE Cause                PRESENCE mandatory }|
    { ID id-TimeToWait           CRITICALITY ignore TYPE TimeToWait          PRESENCE optional }|
    { ID id-CriticalityDiagnostics CRITICALITY ignore TYPE CriticalityDiagnostics PRESENCE optional },
    ...
}

-- *****
--
-- MME CONFIGURATION UPDATE ELEMENTARY PROCEDURE
--
-- *****

-- *****
--
-- MME Configuration Update
--
-- *****

MMEConfigurationUpdate ::= SEQUENCE {
    protocolIES          ProtocolIE-Container    { {MMEConfigurationUpdateIES} },
    ...
}

MMEConfigurationUpdateIES SLAP-PROTOCOL-IES ::= {
    { ID id-MMename                CRITICALITY ignore TYPE MMename                PRESENCE optional }|
    { ID id-ServedGUMMEIs          CRITICALITY reject TYPE ServedGUMMEIs          PRESENCE optional }|
    { ID id-RelativeMMECapacity    CRITICALITY reject TYPE RelativeMMECapacity    PRESENCE optional }|
    { ID id-ServedDCNs             CRITICALITY ignore TYPE ServedDCNs             PRESENCE optional },
    ...
}

-- *****
--
-- MME Configuration Update Acknowledge
--
-- *****

MMEConfigurationUpdateAcknowledge ::= SEQUENCE {
    protocolIES          ProtocolIE-Container    { {MMEConfigurationUpdateAcknowledgeIES} },
    ...
}

MMEConfigurationUpdateAcknowledgeIES SLAP-PROTOCOL-IES ::= {
    { ID id-CriticalityDiagnostics CRITICALITY ignore TYPE CriticalityDiagnostics PRESENCE optional },
    ...
}

-- *****
--
-- MME Configuration Update Failure
--
-- *****

```



```

MMEConfigurationUpdateFailure ::= SEQUENCE {
    protocolIES          ProtocolIE-Container    { {MMEConfigurationUpdateFailureIEs} },
    ...
}

MMEConfigurationUpdateFailureIEs SlAP-PROTOCOL-IES ::= {
    { ID id-Cause          CRITICALITY ignore TYPE Cause          PRESENCE mandatory }|
    { ID id-TimeToWait     CRITICALITY ignore TYPE TimeToWait     PRESENCE optional }|
    { ID id-CriticalityDiagnostics CRITICALITY ignore TYPE CriticalityDiagnostics PRESENCE optional },
    ...
}

-- *****
--
-- DOWNLINK S1 CDMA2000 TUNNELLING ELEMENTARY PROCEDURE
--
-- *****
--
-- *****
--
-- Downlink S1 CDMA2000 Tunnelling
--
-- *****

DownlinkS1cdma2000tunnelling ::= SEQUENCE {
    protocolIES          ProtocolIE-Container    { {DownlinkS1cdma2000tunnellingIEs} },
    ...
}

DownlinkS1cdma2000tunnellingIEs SlAP-PROTOCOL-IES ::= {
    { ID id-MME-UE-SlAP-ID          CRITICALITY reject TYPE MME-UE-SlAP-ID          PRESENCE mandatory }|
    { ID id-eNB-UE-SlAP-ID          CRITICALITY reject TYPE ENB-UE-SlAP-ID          PRESENCE mandatory }|
    { ID id-E-RABSubjecttoDataForwardingList CRITICALITY ignore TYPE E-RABSubjecttoDataForwardingList PRESENCE optional }|
    { ID id-cdma2000HOSStatus        CRITICALITY ignore TYPE Cdma2000HOSStatus        PRESENCE optional }|
    { ID id-cdma2000RATType          CRITICALITY reject TYPE Cdma2000RATType          PRESENCE mandatory }|
    { ID id-cdma2000PDU              CRITICALITY reject TYPE Cdma2000PDU              PRESENCE mandatory },
    ...
}

-- *****
--
-- UPLINK S1 CDMA2000 TUNNELLING ELEMENTARY PROCEDURE
--
-- *****
--
-- *****
--
-- Uplink S1 CDMA2000 Tunnelling
--
-- *****

UplinkS1cdma2000tunnelling ::= SEQUENCE {
    protocolIES          ProtocolIE-Container    { {UplinkS1cdma2000tunnellingIEs} },

```



```

    ...
}

UplinkS1cdma2000tunnellingIES SlAP-PROTOCOL-IES ::= {
  { ID id-MME-UE-SlAP-ID          CRITICALITY reject TYPE MME-UE-SlAP-ID          PRESENCE mandatory }|
  { ID id-eNB-UE-SlAP-ID          CRITICALITY reject TYPE ENB-UE-SlAP-ID          PRESENCE mandatory }|
  { ID id-cdma2000RATType         CRITICALITY reject TYPE Cdma2000RATType         PRESENCE mandatory }|
  { ID id-cdma2000SectorID        CRITICALITY reject TYPE Cdma2000SectorID        PRESENCE mandatory }|
  { ID id-cdma2000HORequiredIndication CRITICALITY ignore TYPE Cdma2000HORequiredIndication PRESENCE optional }|
  { ID id-cdma2000OneXSRVCCInfo    CRITICALITY reject TYPE Cdma2000OneXSRVCCInfo    PRESENCE optional }|
  { ID id-cdma2000OneXRAND         CRITICALITY reject TYPE Cdma2000OneXRAND         PRESENCE optional }|
  { ID id-cdma2000PDU             CRITICALITY reject TYPE Cdma2000PDU             PRESENCE mandatory }|
  { ID id-EUTRANRoundTripDelayEstimationInfo CRITICALITY ignore TYPE EUTRANRoundTripDelayEstimationInfo PRESENCE optional },
  -- Extension for Release 9 to assist target HRPD access with the acquisition of the UE --
  ...
}

-- *****
--
-- UE CAPABILITY INFO INDICATION ELEMENTARY PROCEDURE
--
-- *****

-- *****
--
-- UE Capability Info Indication
--
-- *****

UECapabilityInfoIndication ::= SEQUENCE {
  protocolIES          ProtocolIE-Container    { { UECapabilityInfoIndicationIES } },
  ...
}

UECapabilityInfoIndicationIES SlAP-PROTOCOL-IES ::= {
  { ID id-MME-UE-SlAP-ID          CRITICALITY reject TYPE MME-UE-SlAP-ID          PRESENCE mandatory }|
  { ID id-eNB-UE-SlAP-ID          CRITICALITY reject TYPE ENB-UE-SlAP-ID          PRESENCE mandatory }|
  { ID id-UERadioCapability        CRITICALITY ignore TYPE UERadioCapability        PRESENCE mandatory }|
  { ID id-UERadioCapabilityForPaging CRITICALITY ignore TYPE UERadioCapabilityForPaging PRESENCE optional }|
  { ID id-UE-Application-Layer-Measurement-Capability CRITICALITY ignore TYPE UE-Application-Layer-Measurement-Capability PRESENCE optional }|
  { ID id-LTE-M-Indication          CRITICALITY ignore TYPE LTE-M-Indication          PRESENCE optional }|
  { ID id-UERadioCapability-NR-Format CRITICALITY ignore TYPE UERadioCapability        PRESENCE optional }|
  { ID id-UERadioCapabilityForPaging-NR-Format CRITICALITY ignore TYPE UERadioCapabilityForPaging PRESENCE optional },
  ...
}

-- *****
--
-- eNB STATUS TRANSFER ELEMENTARY PROCEDURE
--
-- *****

```



```
-- *****
--
-- eNB Status Transfer
--
-- *****

ENBStatusTransfer ::= SEQUENCE {
    protocolIES          ProtocolIE-Container      { {ENBStatusTransferIES} },
    ...
}

ENBStatusTransferIES SlAP-PROTOCOL-IES ::= {
    { ID id-MME-UE-SlAP-ID          CRITICALITY reject TYPE MME-UE-SlAP-ID          PRESENCE mandatory} |
    { ID id-eNB-UE-SlAP-ID          CRITICALITY reject TYPE ENB-UE-SlAP-ID          PRESENCE mandatory} |
    { ID id-eNB-StatusTransfer-TransparentContainer CRITICALITY reject TYPE ENB-StatusTransfer-TransparentContainer PRESENCE mandatory},
    ...
}

-- *****
--
-- MME STATUS TRANSFER ELEMENTARY PROCEDURE
--
-- *****

-- *****
--
-- MME Status Transfer
--
-- *****

MMESStatusTransfer ::= SEQUENCE {
    protocolIES          ProtocolIE-Container      { {MMESStatusTransferIES} },
    ...
}

MMESStatusTransferIES SlAP-PROTOCOL-IES ::= {
    { ID id-MME-UE-SlAP-ID          CRITICALITY reject TYPE MME-UE-SlAP-ID          PRESENCE mandatory} |
    { ID id-eNB-UE-SlAP-ID          CRITICALITY reject TYPE ENB-UE-SlAP-ID          PRESENCE mandatory} |
    { ID id-eNB-StatusTransfer-TransparentContainer CRITICALITY reject TYPE ENB-StatusTransfer-TransparentContainer PRESENCE mandatory},
    ...
}

-- *****
--
-- TRACE ELEMENTARY PROCEDURES
--
-- *****
-- *****
--
-- Trace Start
--
-- *****
```



```

TraceStart ::= SEQUENCE {
    protocolIEs          ProtocolIE-Container      { {TraceStartIEs} },
    ...
}

TraceStartIEs SLAP-PROTOCOL-IES ::= {
    { ID id-MME-UE-SlAP-ID          CRITICALITY reject  TYPE MME-UE-SlAP-ID          PRESENCE mandatory }|
    { ID id-eNB-UE-SlAP-ID          CRITICALITY reject  TYPE ENB-UE-SlAP-ID          PRESENCE mandatory }|
    { ID id-TraceActivation          CRITICALITY ignore  TYPE TraceActivation          PRESENCE mandatory },
    ...
}

-- *****
--
-- Trace Failure Indication
--
-- *****

TraceFailureIndication ::= SEQUENCE {
    protocolIEs          ProtocolIE-Container      { {TraceFailureIndicationIEs} },
    ...
}

TraceFailureIndicationIEs SLAP-PROTOCOL-IES ::= {
    { ID id-MME-UE-SlAP-ID          CRITICALITY reject  TYPE MME-UE-SlAP-ID          PRESENCE mandatory }|
    { ID id-eNB-UE-SlAP-ID          CRITICALITY reject  TYPE ENB-UE-SlAP-ID          PRESENCE mandatory }|
    { ID id-E-UTRAN-Trace-ID        CRITICALITY ignore  TYPE E-UTRAN-Trace-ID        PRESENCE mandatory }|
    { ID id-Cause                   CRITICALITY ignore  TYPE Cause                   PRESENCE mandatory },
    ...
}

-- *****
--
-- DEACTIVATE TRACE ELEMENTARY PROCEDURE
--
-- *****

-- *****
--
-- Deactivate Trace
--
-- *****

DeactivateTrace ::= SEQUENCE {
    protocolIEs          ProtocolIE-Container      { { DeactivateTraceIEs } },
    ...
}

DeactivateTraceIEs SLAP-PROTOCOL-IES ::= {
    { ID id-MME-UE-SlAP-ID          CRITICALITY reject  TYPE MME-UE-SlAP-ID          PRESENCE mandatory }|
    { ID id-eNB-UE-SlAP-ID          CRITICALITY reject  TYPE ENB-UE-SlAP-ID          PRESENCE mandatory }|
    { ID id-E-UTRAN-Trace-ID        CRITICALITY ignore  TYPE E-UTRAN-Trace-ID        PRESENCE mandatory },
    ...
}

```



```

}

-- *****
--
-- CELL TRAFFIC TRACE ELEMENTARY PROCEDURE
--
-- *****

-- *****
--
-- Cell Traffic Trace
--
-- *****

CellTrafficTrace ::= SEQUENCE {
    protocolIEs      ProtocolIE-Container    { { CellTrafficTraceIEs } },
    ...
}

CellTrafficTraceIEs SLAP-PROTOCOL-IES ::= {
    { ID id-MME-UE-SlAP-ID          CRITICALITY reject  TYPE MME-UE-SlAP-ID          PRESENCE mandatory } |
    { ID id-eNB-UE-SlAP-ID          CRITICALITY reject  TYPE ENB-UE-SlAP-ID          PRESENCE mandatory } |
    { ID id-E-UTRAN-Trace-ID        CRITICALITY ignore  TYPE E-UTRAN-Trace-ID        PRESENCE mandatory } |
    { ID id-EUTRAN-CGI              CRITICALITY ignore  TYPE EUTRAN-CGI              PRESENCE mandatory } |
    { ID id-TraceCollectionEntityIPAddress CRITICALITY ignore  TYPE TransportLayerAddress  PRESENCE mandatory } |
    { ID id-PrivacyIndicator         CRITICALITY ignore  TYPE PrivacyIndicator        PRESENCE optional   },
    ...
}

-- *****
--
-- LOCATION ELEMENTARY PROCEDURES
--
-- *****

-- *****
--
-- Location Reporting Control
--
-- *****

LocationReportingControl ::= SEQUENCE {
    protocolIEs      ProtocolIE-Container    { { LocationReportingControlIEs } },
    ...
}

LocationReportingControlIEs SLAP-PROTOCOL-IES ::= {
    { ID id-MME-UE-SlAP-ID          CRITICALITY reject  TYPE MME-UE-SlAP-ID          PRESENCE mandatory } |
    { ID id-eNB-UE-SlAP-ID          CRITICALITY reject  TYPE ENB-UE-SlAP-ID          PRESENCE mandatory } |
    { ID id-RequestType             CRITICALITY ignore  TYPE RequestType             PRESENCE mandatory },
    ...
}

-- *****

```



```

--
-- Location Report Failure Indication
--
-- *****

LocationReportingFailureIndication ::= SEQUENCE {
    protocolIES          ProtocolIE-Container    { { LocationReportingFailureIndicationIES } },
    ...
}

LocationReportingFailureIndicationIES SlAP-PROTOCOL-IES ::= {
    { ID id-MME-UE-SlAP-ID          CRITICALITY reject  TYPE MME-UE-SlAP-ID          PRESENCE mandatory }|
    { ID id-eNB-UE-SlAP-ID          CRITICALITY reject  TYPE ENB-UE-SlAP-ID          PRESENCE mandatory }|
    { ID id-Cause                   CRITICALITY ignore   TYPE Cause                        PRESENCE mandatory },
    ...
}

-- *****
--
-- Location Report
--
-- *****

LocationReport ::= SEQUENCE {
    protocolIES          ProtocolIE-Container    { { LocationReportIES } },
    ...
}

LocationReportIES SlAP-PROTOCOL-IES ::= {
    { ID id-MME-UE-SlAP-ID          CRITICALITY reject  TYPE MME-UE-SlAP-ID          PRESENCE mandatory }|
    { ID id-eNB-UE-SlAP-ID          CRITICALITY reject  TYPE ENB-UE-SlAP-ID          PRESENCE mandatory }|
    { ID id-EUTRAN-CGI              CRITICALITY ignore  TYPE EUTRAN-CGI            PRESENCE mandatory }|
    { ID id-TAI                     CRITICALITY ignore  TYPE TAI                   PRESENCE mandatory }|
    { ID id-RequestType              CRITICALITY ignore  TYPE RequestType           PRESENCE mandatory }|
    { ID id-PSCellInformation         CRITICALITY ignore  TYPE PSCellInformation      PRESENCE optional }|
    { ID id-LTE-NTN-TAI-Information  CRITICALITY ignore  TYPE LTE-NTN-TAI-Information PRESENCE optional },
    ...
}

-- *****
--
-- OVERLOAD ELEMENTARY PROCEDURES
--
-- *****

-- *****
--
-- Overload Start
--
-- *****

OverloadStart ::= SEQUENCE {
    protocolIES          ProtocolIE-Container    { { OverloadStartIES } },
    ...
}

```



```

}

OverloadStartIES SLAP-PROTOCOL-IES ::= {
  { ID id-OverloadResponse          CRITICALITY reject TYPE OverloadResponse          PRESENCE mandatory }|
  { ID id-GUMMEIList                CRITICALITY ignore TYPE GUMMEIList                PRESENCE optional }|
  { ID id-TrafficLoadReductionIndication CRITICALITY ignore TYPE TrafficLoadReductionIndication PRESENCE optional },
  ...
}
-- *****
--
-- Overload Stop
--
-- *****

OverloadStop ::= SEQUENCE {
  protocolIES          ProtocolIE-Container      { {OverloadStopIES} },
  ...
}

OverloadStopIES SLAP-PROTOCOL-IES ::= {
  { ID id-GUMMEIList                CRITICALITY ignore TYPE GUMMEIList                PRESENCE optional },
  ...
}
-- *****
--
-- WRITE-REPLACE WARNING ELEMENTARY PROCEDURE
--
-- *****

-- *****
--
-- Write-Replace Warning Request
--
-- *****

WriteReplaceWarningRequest ::= SEQUENCE {
  protocolIES          ProtocolIE-Container      { {WriteReplaceWarningRequestIES} },
  ...
}

WriteReplaceWarningRequestIES SLAP-PROTOCOL-IES ::= {
  { ID id-MessageIdentifier          CRITICALITY reject TYPE MessageIdentifier          PRESENCE mandatory }|
  { ID id-SerialNumber                CRITICALITY reject TYPE SerialNumber                PRESENCE mandatory }|
  { ID id-WarningAreaList             CRITICALITY ignore TYPE WarningAreaList             PRESENCE optional }|
  { ID id-RepetitionPeriod            CRITICALITY reject TYPE RepetitionPeriod            PRESENCE mandatory }|
  { ID id-ExtendedRepetitionPeriod    CRITICALITY reject TYPE ExtendedRepetitionPeriod    PRESENCE optional }|
  { ID id-NumberOfBroadcastRequest    CRITICALITY reject TYPE NumberOfBroadcastRequest    PRESENCE mandatory }|
  { ID id-WarningType                 CRITICALITY ignore TYPE WarningType                 PRESENCE optional }|
  { ID id-WarningSecurityInfo         CRITICALITY ignore TYPE WarningSecurityInfo         PRESENCE optional }|
  { ID id-DataCodingScheme            CRITICALITY ignore TYPE DataCodingScheme            PRESENCE optional }|
  { ID id-WarningMessageContents      CRITICALITY ignore TYPE WarningMessageContents      PRESENCE optional }|
  { ID id-ConcurrentWarningMessageIndicator CRITICALITY reject TYPE ConcurrentWarningMessageIndicator PRESENCE optional }|
  { ID id-WarningAreaCoordinates      CRITICALITY ignore TYPE WarningAreaCoordinates      PRESENCE optional },
}

```



```

    ...
}
-- *****
--
-- Write-Replace Warning Response
--
-- *****

WriteReplaceWarningResponse ::= SEQUENCE {
    protocolIES          ProtocolIE-Container          { {WriteReplaceWarningResponseIES} },
    ...
}

WriteReplaceWarningResponseIES SLAP-PROTOCOL-IES ::= {
    { ID id-MessageIdentifier          CRITICALITY reject TYPE MessageIdentifier          PRESENCE mandatory }|
    { ID id-SerialNumber                CRITICALITY reject TYPE SerialNumber            PRESENCE mandatory }|
    { ID id-BroadcastCompletedAreaList CRITICALITY ignore TYPE BroadcastCompletedAreaList PRESENCE optional }|
    { ID id-CriticalityDiagnostics      CRITICALITY ignore TYPE CriticalityDiagnostics PRESENCE optional },
    ...
}

-- *****
--
-- eNB DIRECT INFORMATION TRANSFER ELEMENTARY PROCEDURE
--
-- *****

-- *****
--
-- eNB Direct Information Transfer
--
-- *****

ENBDirectInformationTransfer ::= SEQUENCE {
    protocolIES          ProtocolIE-Container          {{ ENBDirectInformationTransferIES}},
    ...
}

ENBDirectInformationTransferIES SLAP-PROTOCOL-IES ::= {
    { ID id-Inter-SystemInformationTransferTypeEDT CRITICALITY reject TYPE Inter-SystemInformationTransferType PRESENCE mandatory },
    ...
}

Inter-SystemInformationTransferType ::= CHOICE {
    rIMTransfer          RIMTransfer,
    ...
}

-- *****
--
-- MME DIRECT INFORMATION TRANSFER ELEMENTARY PROCEDURE
--
-- *****

```



```

-- *****
--
-- MME Direct Information Transfer
--
-- *****

MMEDirectInformationTransfer ::= SEQUENCE {
    protocolIEs          ProtocolIE-Container      {{ MMEDirectInformationTransferIEs}},
    ...
}

MMEDirectInformationTransferIEs SLAP-PROTOCOL-IES ::= {
    { ID id-Inter-SystemInformationTransferTypeMDT CRITICALITY reject TYPE Inter-SystemInformationTransferType PRESENCE mandatory },
    ...
}
-- *****
--
-- eNB CONFIGURATION TRANSFER ELEMENTARY PROCEDURE
--
-- *****

-- *****
--
-- eNB Configuration Transfer
--
-- *****

ENBConfigurationTransfer ::= SEQUENCE {
    protocolIEs          ProtocolIE-Container      {{ ENBConfigurationTransferIEs}},
    ...
}

ENBConfigurationTransferIEs SLAP-PROTOCOL-IES ::= {
    { ID id-SONConfigurationTransferECT CRITICALITY ignore TYPE SONConfigurationTransfer PRESENCE optional }|
    { ID id-EN-DCSONConfigurationTransfer-ECT CRITICALITY ignore TYPE EN-DCSONConfigurationTransfer PRESENCE optional }|
    { ID id-IntersystemSONConfigurationTransferECT CRITICALITY ignore TYPE IntersystemSONConfigurationTransfer PRESENCE optional },
    ...
}

-- *****
--
-- MME CONFIGURATION TRANSFER ELEMENTARY PROCEDURE
--
-- *****

-- *****
--
-- MME Configuration Transfer
--
-- *****

MMEConfigurationTransfer ::= SEQUENCE {
    protocolIEs          ProtocolIE-Container      {{ MMEConfigurationTransferIEs}},
    ...
}

```



```

}

MMEConfigurationTransferIES SlAP-PROTOCOL-IES ::= {
  { ID id-SONConfigurationTransferMCT          CRITICALITY ignore  TYPE SONConfigurationTransfer      PRESENCE optional }|
  { ID id-EN-DCSONConfigurationTransfer-MCT    CRITICALITY ignore  TYPE EN-DCSONConfigurationTransfer PRESENCE optional }|
  { ID id-IntersystemSONConfigurationTransferMCT CRITICALITY ignore  TYPE IntersystemSONConfigurationTransfer PRESENCE optional },
  ...
}

-- *****
--
-- PRIVATE MESSAGE ELEMENTARY PROCEDURE
--
-- *****
--
-- *****
--
-- Private Message
--
-- *****

PrivateMessage ::= SEQUENCE {
  privateIES          PrivateIE-Container      {{PrivateMessageIES}},
  ...
}

PrivateMessageIES SlAP-PRIVATE-IES ::= {
  ...
}

-- *****
--
-- KILL PROCEDURE
--
-- *****
--
-- *****
--
-- Kill Request
--
-- *****

KillRequest ::= SEQUENCE {
  protocolIES          ProtocolIE-Container      { {KillRequestIES} },
  ...
}

KillRequestIES SlAP-PROTOCOL-IES ::= {
  { ID id-MessageIdentifier          CRITICALITY reject  TYPE MessageIdentifier      PRESENCE mandatory }|
  { ID id-SerialNumber               CRITICALITY reject  TYPE SerialNumber          PRESENCE mandatory }|
  { ID id-WarningAreaList            CRITICALITY ignore  TYPE WarningAreaList       PRESENCE optional }|
  { ID id-KillAllWarningMessages     CRITICALITY reject  TYPE KillAllWarningMessages PRESENCE optional },
  ...
}

```



```

}

-- *****
--
-- Kill Response
--
-- *****

KillResponse ::= SEQUENCE {
    protocolIES          ProtocolIE-Container          { {KillResponseIES} },
    ...
}

KillResponseIES SLAP-PROTOCOL-IES ::= {
    { ID id-MessageIdentifier      CRITICALITY reject  TYPE MessageIdentifier      PRESENCE mandatory } |
    { ID id-SerialNumber           CRITICALITY reject  TYPE SerialNumber           PRESENCE mandatory } |
    { ID id-BroadcastCancelledAreaList CRITICALITY ignore TYPE BroadcastCancelledAreaList PRESENCE optional } |
    { ID id-CriticalityDiagnostics  CRITICALITY ignore TYPE CriticalityDiagnostics  PRESENCE optional },
    ...
}

-- *****
--
-- PWS RESTART INDICATION PROCEDURE
--
-- *****

-- *****
--
-- PWS Restart Indication
--
-- *****

PWSRestartIndication ::= SEQUENCE {
    protocolIES          ProtocolIE-Container          {{ PWSRestartIndicationIES}},
    ...
}

PWSRestartIndicationIES SLAP-PROTOCOL-IES ::= {
    { ID id-ECGIListForRestart      CRITICALITY reject  TYPE ECGIListForRestart      PRESENCE mandatory } |
    { ID id-Global-ENB-ID           CRITICALITY reject  TYPE Global-ENB-ID           PRESENCE mandatory } |
    { ID id-TAIListForRestart       CRITICALITY reject  TYPE TAIListForRestart       PRESENCE mandatory } |
    { ID id-EmergencyAreaIDListForRestart CRITICALITY reject  TYPE EmergencyAreaIDListForRestart PRESENCE optional },
    ...
}

-- *****
--
-- PWS Failure Indication
--
-- *****

PWSFailureIndication ::= SEQUENCE {
    protocolIES          ProtocolIE-Container          {{ PWSFailureIndicationIES}},

```



```

    ...
}

PWSFailureIndicationIES SlAP-PROTOCOL-IES ::= {
    { ID id-PWSfailedECGIList          CRITICALITY reject  TYPE PWSfailedECGIList  PRESENCE mandatory } |
    { ID id-Global-ENB-ID              CRITICALITY reject  TYPE Global-ENB-ID      PRESENCE mandatory },
    ...
}

-- *****
--
-- LPPA TRANSPORT ELEMENTARY PROCEDURES
--
-- *****
--
-- *****
--
-- DOWNLINK UE ASSOCIATED LPPA TRANSPORT
--
-- *****

DownlinkUEAssociatedLPPaTransport ::= SEQUENCE {
    protocolIES          ProtocolIE-Container    {{DownlinkUEAssociatedLPPaTransport-IES}},
    ...
}

DownlinkUEAssociatedLPPaTransport-IES SlAP-PROTOCOL-IES ::= {
    { ID id-MME-UE-SlAP-ID          CRITICALITY reject  TYPE MME-UE-SlAP-ID          PRESENCE mandatory } |
    { ID id-eNB-UE-SlAP-ID          CRITICALITY reject  TYPE ENB-UE-SlAP-ID          PRESENCE mandatory } |
    { ID id-Routing-ID              CRITICALITY reject  TYPE Routing-ID             PRESENCE mandatory } |
    { ID id-LPPa-PDU                CRITICALITY reject  TYPE LPPa-PDU               PRESENCE mandatory },
    ...
}

-- *****
--
-- UPLINK UE ASSOCIATED LPPA TRANSPORT
--
-- *****

UplinkUEAssociatedLPPaTransport ::= SEQUENCE {
    protocolIES          ProtocolIE-Container    {{UplinkUEAssociatedLPPaTransport-IES}},
    ...
}

UplinkUEAssociatedLPPaTransport-IES SlAP-PROTOCOL-IES ::= {
    { ID id-MME-UE-SlAP-ID          CRITICALITY reject  TYPE MME-UE-SlAP-ID          PRESENCE mandatory } |
    { ID id-eNB-UE-SlAP-ID          CRITICALITY reject  TYPE ENB-UE-SlAP-ID          PRESENCE mandatory } |
    { ID id-Routing-ID              CRITICALITY reject  TYPE Routing-ID             PRESENCE mandatory } |
    { ID id-LPPa-PDU                CRITICALITY reject  TYPE LPPa-PDU               PRESENCE mandatory },
    ...
}

-- *****

```



```

--
-- DOWNLINK NON UE ASSOCIATED LPPA TRANSPORT
--
-- *****

DownlinkNonUEAssociatedLPPaTransport ::= SEQUENCE {
    protocolIEs          ProtocolIE-Container    {{DownlinkNonUEAssociatedLPPaTransport-IEs}},
    ...
}

DownlinkNonUEAssociatedLPPaTransport-IEs SLAP-PROTOCOL-IES ::= {
    { ID id-Routing-ID          CRITICALITY reject  TYPE Routing-ID          PRESENCE mandatory }|
    { ID id-LPPa-PDU            CRITICALITY reject  TYPE LPPa-PDU            PRESENCE mandatory },
    ...
}

-- *****
--
-- UPLINK NON UE ASSOCIATED LPPA TRANSPORT
--
-- *****

UplinkNonUEAssociatedLPPaTransport ::= SEQUENCE {
    protocolIEs          ProtocolIE-Container    {{UplinkNonUEAssociatedLPPaTransport-IEs}},
    ...
}

UplinkNonUEAssociatedLPPaTransport-IEs SLAP-PROTOCOL-IES ::= {
    { ID id-Routing-ID          CRITICALITY reject  TYPE Routing-ID          PRESENCE mandatory }|
    { ID id-LPPa-PDU            CRITICALITY reject  TYPE LPPa-PDU            PRESENCE mandatory },
    ...
}

-- *****
--
-- E-RAB MODIFICATION INDICATION ELEMENTARY PROCEDURE
--
-- *****

-- *****

-- E-RAB Modification Indication
--
-- *****

E-RABModificationIndication ::= SEQUENCE {
    protocolIEs          ProtocolIE-Container    { { E-RABModificationIndicationIEs } },
    ...
}

E-RABModificationIndicationIEs SLAP-PROTOCOL-IES ::= {
    { ID id-MME-UE-SlAP-ID      CRITICALITY reject  TYPE MME-UE-SlAP-ID      PRESENCE mandatory }|
    { ID id-eNB-UE-SlAP-ID      CRITICALITY reject  TYPE ENB-UE-SlAP-ID      PRESENCE mandatory }|

```



```

    { ID id-E-RABToBeModifiedListBearerModInd      CRITICALITY reject TYPE E-RABToBeModifiedListBearerModInd PRESENCE mandatory}|
    { ID id-E-RABNotToBeModifiedListBearerModInd    CRITICALITY reject TYPE E-RABNotToBeModifiedListBearerModInd PRESENCE optional}|
    { ID id-CSGMembershipInfo                       CRITICALITY reject TYPE CSGMembershipInfo PRESENCE optional}|
-- Extension for Release 11 to support BBAI --
    { ID id-Tunnel-Information-for-BBF              CRITICALITY ignore TYPE TunnelInformation PRESENCE optional}|
    { ID id-SecondaryRATDataUsageReportList          CRITICALITY ignore TYPE SecondaryRATDataUsageReportList PRESENCE optional }|
{ ID id-UserLocationInformation                     CRITICALITY ignore TYPE UserLocationInformation PRESENCE optional },
    ...
}

E-RABToBeModifiedListBearerModInd ::= E-RAB-IE-ContainerList { {E-RABToBeModifiedItemBearerModIndIEs} }

E-RABToBeModifiedItemBearerModIndIEs SLAP-PROTOCOL-IES ::= {
    { ID id-E-RABToBeModifiedItemBearerModInd      CRITICALITY reject TYPE E-RABToBeModifiedItemBearerModInd PRESENCE mandatory},
    ...
}

E-RABToBeModifiedItemBearerModInd ::= SEQUENCE {
    e-RAB-ID                      E-RAB-ID,
    transportLayerAddress          TransportLayerAddress,
    dL-GTP-TEID                   GTP-TEID,
    iE-Extensions                  ProtocolExtensionContainer { { E-RABToBeModifiedItemBearerModInd-ExtIEs} } OPTIONAL,
    ...
}

E-RABToBeModifiedItemBearerModInd-ExtIEs SLAP-PROTOCOL-EXTENSION ::= {
    ...
}

E-RABNotToBeModifiedListBearerModInd ::= E-RAB-IE-ContainerList { {E-RABNotToBeModifiedItemBearerModIndIEs} }

E-RABNotToBeModifiedItemBearerModIndIEs SLAP-PROTOCOL-IES ::= {
    { ID id-E-RABNotToBeModifiedItemBearerModInd    CRITICALITY reject TYPE E-RABNotToBeModifiedItemBearerModInd PRESENCE mandatory},
    ...
}

E-RABNotToBeModifiedItemBearerModInd ::= SEQUENCE {
    e-RAB-ID                      E-RAB-ID,
    transportLayerAddress          TransportLayerAddress,
    dL-GTP-TEID                   GTP-TEID,
    iE-Extensions                  ProtocolExtensionContainer { { E-RABNotToBeModifiedItemBearerModInd-ExtIEs} } OPTIONAL,
    ...
}

E-RABNotToBeModifiedItemBearerModInd-ExtIEs SLAP-PROTOCOL-EXTENSION ::= {
    ...
}

CSGMembershipInfo ::= SEQUENCE {
    cSGMembershipStatus           CSGMembershipStatus,
    cSG-Id                        CSG-Id,
    cellAccessMode                CellAccessMode OPTIONAL,
    plMNIdentity                  PLMNIdentity OPTIONAL,
    iE-Extensions                  ProtocolExtensionContainer { { CSGMembershipInfo-ExtIEs} } OPTIONAL,

```



```

    ...
}

CSGMembershipInfo-ExtIEs SLAP-PROTOCOL-EXTENSION ::= {
    ...
}

-- *****
--
-- E-RAB Modification Confirm
--
-- *****

E-RABModificationConfirm ::= SEQUENCE {
    protocolIEs          ProtocolIE-Container { {E-RABModificationConfirmIEs} },
    ...
}

E-RABModificationConfirmIEs SLAP-PROTOCOL-IES ::= {
    { ID id-MME-UE-SLAP-ID          CRITICALITY ignore TYPE MME-UE-SLAP-ID          PRESENCE mandatory}|
    { ID id-eNB-UE-SLAP-ID          CRITICALITY ignore TYPE ENB-UE-SLAP-ID          PRESENCE mandatory}|
    { ID id-E-RABModifyListBearerModConf CRITICALITY ignore TYPE E-RABModifyListBearerModConf PRESENCE optional}|
    { ID id-E-RABFailedToModifyListBearerModConf CRITICALITY ignore TYPE E-RABList PRESENCE optional}|
    { ID id-E-RABToBeReleasedListBearerModConf CRITICALITY ignore TYPE E-RABList PRESENCE optional}|
    { ID id-CriticalityDiagnostics CRITICALITY ignore TYPE CriticalityDiagnostics PRESENCE optional}|
    { ID id-CSGMembershipStatus CRITICALITY ignore TYPE CSGMembershipStatus PRESENCE optional},
    ...
}

E-RABModifyListBearerModConf ::= SEQUENCE (SIZE(1.. maxnoofE-RABs)) OF ProtocolIE-SingleContainer { {E-RABModifyItemBearerModConfIEs} }

E-RABModifyItemBearerModConfIEs SLAP-PROTOCOL-IES ::= {
    { ID id-E-RABModifyItemBearerModConf CRITICALITY ignore TYPE E-RABModifyItemBearerModConf PRESENCE mandatory},
    ...
}

E-RABModifyItemBearerModConf ::= SEQUENCE {
    e-RAB-ID          E-RAB-ID,
    iE-Extensions     ProtocolExtensionContainer { {E-RABModifyItemBearerModConfExtIEs} } OPTIONAL,
    ...
}

E-RABModifyItemBearerModConfExtIEs SLAP-PROTOCOL-EXTENSION ::= {
    ...
}

-- *****
--
-- UE CONTEXT MODIFICATION INDICATION ELEMENTARY PROCEDURE
--
-- *****

```



```

-- *****
--
-- UE Context Modification Indication
--
-- *****

UEContextModificationIndication ::= SEQUENCE {
    protocolIEs          ProtocolIE-Container    { { UEContextModificationIndicationIEs } },
    ...
}

UEContextModificationIndicationIEs SLAP-PROTOCOL-IES ::= {
    { ID id-MME-UE-SlAP-ID          CRITICALITY reject  TYPE MME-UE-SlAP-ID          PRESENCE mandatory } |
    { ID id-eNB-UE-SlAP-ID          CRITICALITY reject  TYPE ENB-UE-SlAP-ID          PRESENCE mandatory } |
    { ID id-CSGMembershipInfo        CRITICALITY reject  TYPE CSGMembershipInfo        PRESENCE optional },
    ...
}

-- *****
--
-- UE Context Modification Confirm
--
-- *****

UEContextModificationConfirm ::= SEQUENCE {
    protocolIEs          ProtocolIE-Container { {UEContextModificationConfirmIEs} },
    ...
}

UEContextModificationConfirmIEs SLAP-PROTOCOL-IES ::= {
    { ID id-MME-UE-SlAP-ID          CRITICALITY ignore  TYPE MME-UE-SlAP-ID          PRESENCE mandatory } |
    { ID id-eNB-UE-SlAP-ID          CRITICALITY ignore  TYPE ENB-UE-SlAP-ID          PRESENCE mandatory } |
    { ID id-CSGMembershipStatus      CRITICALITY ignore  TYPE CSGMembershipStatus      PRESENCE optional } |
    { ID id-CriticalityDiagnostics    CRITICALITY ignore  TYPE CriticalityDiagnostics    PRESENCE optional },
    ...
}

-- *****
--
-- UE CONTEXT SUSPEND ELEMENTARY PROCEDURE
--
-- *****

-- *****
--
-- UE Context Suspend Request
--
-- *****

UEContextSuspendRequest ::= SEQUENCE {
    protocolIEs          ProtocolIE-Container    { { UEContextSuspendRequestIEs } },
    ...
}

```



```

UEContextSuspendRequestIES SLAP-PROTOCOL-IES ::= {
    { ID id-MME-UE-SLAP-ID                CRITICALITY reject TYPE MME-UE-SLAP-ID          PRESENCE mandatory } |
    { ID id-eNB-UE-SLAP-ID                CRITICALITY reject TYPE ENB-UE-SLAP-ID          PRESENCE mandatory } |
    { ID id-InformationOnRecommendedCellsAndENBsForPaging CRITICALITY ignore TYPE InformationOnRecommendedCellsAndENBsForPaging PRESENCE optional } |
    { ID id-CellIdentifierAndCELevelForCECapableUEs      CRITICALITY ignore TYPE CellIdentifierAndCELevelForCECapableUEs PRESENCE optional } |
    { ID id-SecondaryRATDataUsageReportList CRITICALITY ignore TYPE SecondaryRATDataUsageReportList PRESENCE optional } |
    { ID id-UserLocationInformation          CRITICALITY ignore TYPE UserLocationInformation PRESENCE optional } |
    { ID id-TimeSinceSecondaryNodeRelease    CRITICALITY ignore TYPE TimeSinceSecondaryNodeRelease PRESENCE optional } ,
    ...
}

-- *****
--
-- UE Context Suspend Response
--
-- *****

UEContextSuspendResponse ::= SEQUENCE {
    protocolIES          ProtocolIE-Container { {UEContextSuspendResponseIES} },
    ...
}

UEContextSuspendResponseIES SLAP-PROTOCOL-IES ::= {
    { ID id-MME-UE-SLAP-ID                CRITICALITY ignore TYPE MME-UE-SLAP-ID          PRESENCE mandatory } |
    { ID id-eNB-UE-SLAP-ID                CRITICALITY ignore TYPE ENB-UE-SLAP-ID          PRESENCE mandatory } |
    { ID id-CriticalityDiagnostics          CRITICALITY ignore TYPE CriticalityDiagnostics PRESENCE optional } |
    { ID id-SecurityContext                CRITICALITY reject TYPE SecurityContext        PRESENCE optional } ,
    ...
}

-- *****
--
-- UE CONTEXT RESUME ELEMENTARY PROCEDURE
--
-- *****

-- *****
--
-- UE Context Resume Request
--
-- *****

UEContextResumeRequest ::= SEQUENCE {
    protocolIES          ProtocolIE-Container { { UEContextResumeRequestIES } },
    ...
}

UEContextResumeRequestIES SLAP-PROTOCOL-IES ::= {
    { ID id-MME-UE-SLAP-ID                CRITICALITY reject TYPE MME-UE-SLAP-ID          PRESENCE mandatory } |
    { ID id-eNB-UE-SLAP-ID                CRITICALITY reject TYPE ENB-UE-SLAP-ID          PRESENCE mandatory } |
    { ID id-E-RABFailedToResumeListResumeReq CRITICALITY reject TYPE E-RABFailedToResumeListResumeReq PRESENCE optional } |
    { ID id-RRC-Resume-Cause              CRITICALITY ignore TYPE RRC-Establishment-Cause PRESENCE optional } ,

```



```

    ...
}

E-RABFailedToResumeListResumeReq ::= E-RAB-IE-ContainerList { {E-RABFailedToResumeItemResumeReqIEs} }

E-RABFailedToResumeItemResumeReqIEs SLAP-PROTOCOL-IES ::= {
    { ID id-E-RABFailedToResumeItemResumeReq    CRITICALITY reject    TYPE E-RABFailedToResumeItemResumeReq    PRESENCE mandatory},
    ...
}

E-RABFailedToResumeItemResumeReq ::= SEQUENCE {
    e-RAB-ID                E-RAB-ID,
    cause                    Cause,
    iE-Extensions            ProtocolExtensionContainer { { E-RABFailedToResumeItemResumeReq-ExtIEs} }    OPTIONAL,
    ...
}

E-RABFailedToResumeItemResumeReq-ExtIEs SLAP-PROTOCOL-EXTENSION ::= {
    ...
}

-- *****
--
-- UE Context Resume Response
--
-- *****

UEContextResumeResponse ::= SEQUENCE {
    protocolIEs            ProtocolIE-Container        { { UEContextResumeResponseIEs} },
    ...
}

UEContextResumeResponseIEs SLAP-PROTOCOL-IES ::= {
    { ID id-MME-UE-SlAP-ID                CRITICALITY ignore    TYPE MME-UE-SlAP-ID                PRESENCE mandatory}|
    { ID id-eNB-UE-SlAP-ID                CRITICALITY ignore    TYPE ENB-UE-SlAP-ID                PRESENCE mandatory}|
    { ID id-E-RABFailedToResumeListResumeRes    CRITICALITY reject    TYPE E-RABFailedToResumeListResumeRes    PRESENCE optional}|
    { ID id-CriticalityDiagnostics            CRITICALITY ignore    TYPE CriticalityDiagnostics            PRESENCE optional}|
    { ID id-SecurityContext                  CRITICALITY reject    TYPE SecurityContext                  PRESENCE optional}|
    { ID id-PendingDataIndication            CRITICALITY ignore    TYPE PendingDataIndication            PRESENCE optional},
    ...
}

E-RABFailedToResumeListResumeRes ::= E-RAB-IE-ContainerList { {E-RABFailedToResumeItemResumeResIEs} }

E-RABFailedToResumeItemResumeResIEs SLAP-PROTOCOL-IES ::= {
    { ID id-E-RABFailedToResumeItemResumeRes    CRITICALITY reject    TYPE E-RABFailedToResumeItemResumeRes    PRESENCE mandatory},
    ...
}

E-RABFailedToResumeItemResumeRes ::= SEQUENCE {
    e-RAB-ID                E-RAB-ID,
    cause                    Cause,
    iE-Extensions            ProtocolExtensionContainer { { E-RABFailedToResumeItemResumeRes-ExtIEs} }    OPTIONAL,
    ...
}

```



```

}

E-RABFailedToResumeItemResumeRes-ExtIEs SLAP-PROTOCOL-EXTENSION ::= {
    ...
}

-- *****
--
-- UE Context Resume Failure
--
-- *****

UEContextResumeFailure ::= SEQUENCE {
    protocolIEs          ProtocolIE-Container    { { UEContextResumeFailureIEs } },
    ...
}

UEContextResumeFailureIEs SLAP-PROTOCOL-IES ::= {
    { ID id-MME-UE-SLAP-ID          CRITICALITY ignore TYPE MME-UE-SLAP-ID          PRESENCE mandatory } |
    { ID id-eNB-UE-SLAP-ID          CRITICALITY ignore TYPE ENB-UE-SLAP-ID          PRESENCE mandatory } |
    { ID id-Cause                   CRITICALITY ignore TYPE Cause                   PRESENCE mandatory } |
    { ID id-CriticalityDiagnostics   CRITICALITY ignore TYPE CriticalityDiagnostics PRESENCE optional },
    ...
}

-- *****
--
-- Connection Establishment Indication
--
-- *****

ConnectionEstablishmentIndication ::= SEQUENCE {
    protocolIEs          ProtocolIE-Container { { ConnectionEstablishmentIndicationIEs } },
    ...
}

ConnectionEstablishmentIndicationIEs SLAP-PROTOCOL-IES ::= {
    { ID id-MME-UE-SLAP-ID          CRITICALITY ignore TYPE MME-UE-SLAP-ID          PRESENCE mandatory } |
    { ID id-eNB-UE-SLAP-ID          CRITICALITY ignore TYPE ENB-UE-SLAP-ID          PRESENCE mandatory } |
    { ID id-UERadioCapability       CRITICALITY ignore TYPE UERadioCapability       PRESENCE optional } |
    { ID id-EnhancedCoverageRestricted CRITICALITY ignore TYPE EnhancedCoverageRestricted PRESENCE optional } |
    { ID id-DL-CP-SecurityInformation CRITICALITY ignore TYPE DL-CP-SecurityInformation PRESENCE optional } |
    { ID id-CE-ModeBRestricted       CRITICALITY ignore TYPE CE-ModeBRestricted       PRESENCE optional } |
    { ID id-EndIndication            CRITICALITY ignore TYPE EndIndication            PRESENCE optional } |
    { ID id-Subscription-Based-UE-DifferentiationInfo CRITICALITY ignore TYPE Subscription-Based-UE-DifferentiationInfo PRESENCE optional } |
    { ID id-UE-Level-QoS-Parameters CRITICALITY ignore TYPE E-RABLevelQoSParameters PRESENCE optional } |
    { ID id-UERadioCapabilityID      CRITICALITY reject TYPE UERadioCapabilityID      PRESENCE optional } |
    { ID id-Masked-IMEISV            CRITICALITY ignore TYPE Masked-IMEISV            PRESENCE optional },
    ...
}

-- *****
--

```



```

-- Retrieve UE Information
--
-- *****

RetrieveUEInformation ::= SEQUENCE {
    protocolIES          ProtocolIE-Container      { { RetrieveUEInformationIES} },
    ...
}

RetrieveUEInformationIES SLAP-PROTOCOL-IES ::= {
    { ID id-S-TMSI          CRITICALITY reject  TYPE S-TMSI          PRESENCE mandatory},
    ...
}

-- *****

-- UE Information Transfer
--
-- *****

UEInformationTransfer ::= SEQUENCE {
    protocolIES          ProtocolIE-Container      { { UEInformationTransferIES} },
    ...
}

UEInformationTransferIES SLAP-PROTOCOL-IES ::= {
    { ID id-S-TMSI          CRITICALITY reject  TYPE S-TMSI          PRESENCE mandatory}|
    { ID id-UE-Level-QoS-Parameters  CRITICALITY ignore  TYPE E-RABLevelQoSParameters  PRESENCE optional}|
    { ID id-UERadioCapability  CRITICALITY ignore  TYPE UERadioCapability  PRESENCE optional}|
    { ID id-Subscription-Based-UE-DifferentiationInfo  CRITICALITY ignore  TYPE Subscription-Based-UE-DifferentiationInfo  PRESENCE optional}|
    { ID id-PendingDataIndication  CRITICALITY ignore  TYPE PendingDataIndication  PRESENCE optional}|
    { ID id-Masked-IMEISV          CRITICALITY ignore  TYPE Masked-IMEISV          PRESENCE optional},
    ...
}

-- *****

--
-- eNB CP Relocation Indication
--
-- *****

ENBCPRelocationIndication ::= SEQUENCE {
    protocolIES          ProtocolIE-Container { { ENBCPRelocationIndicationIES} },
    ...
}

ENBCPRelocationIndicationIES SLAP-PROTOCOL-IES ::= {
    { ID id-eNB-UE-SlAP-ID          CRITICALITY reject  TYPE ENB-UE-SlAP-ID          PRESENCE mandatory}|
    { ID id-S-TMSI          CRITICALITY reject  TYPE S-TMSI          PRESENCE mandatory}|
    { ID id-EUTRAN-CGI          CRITICALITY ignore  TYPE EUTRAN-CGI          PRESENCE mandatory}|
    { ID id-TAI          CRITICALITY ignore  TYPE TAI          PRESENCE mandatory}|

```



```
{ ID id-UL-CP-SecurityInformation    CRITICALITY reject  TYPE UL-CP-SecurityInformation  PRESENCE mandatory}|
{ ID id-LTE-NTN-TAI-Information      CRITICALITY ignore TYPE LTE-NTN-TAI-Information  PRESENCE optional},
...
}

-- *****
--
-- MME CP Relocation Indication
--
-- *****

MMECPRelocationIndication ::= SEQUENCE {
    protocolIES          ProtocolIE-Container { { MMECPRelocationIndicationIES} },
    ...
}

MMECPRelocationIndicationIES SlAP-PROTOCOL-IES ::= {
    { ID id-MME-UE-SlAP-ID          CRITICALITY reject  TYPE MME-UE-SlAP-ID          PRESENCE mandatory}|
    { ID id-eNB-UE-SlAP-ID          CRITICALITY reject  TYPE ENB-UE-SlAP-ID          PRESENCE mandatory},
    ...
}

-- *****
--
-- Secondary RAT Data Usage Report
--
-- *****

SecondaryRATDataUsageReport ::= SEQUENCE {
    protocolIES          ProtocolIE-Container { { SecondaryRATDataUsageReportIES} },
    ...
}

SecondaryRATDataUsageReportIES SlAP-PROTOCOL-IES ::= {
    { ID id-MME-UE-SlAP-ID          CRITICALITY ignore  TYPE MME-UE-SlAP-ID          PRESENCE mandatory}|
    { ID id-eNB-UE-SlAP-ID          CRITICALITY ignore  TYPE ENB-UE-SlAP-ID          PRESENCE mandatory}|
    { ID id-SecondaryRATDataUsageReportList CRITICALITY ignore  TYPE SecondaryRATDataUsageReportList PRESENCE mandatory}|
    { ID id-HandoverFlag            CRITICALITY ignore  TYPE HandoverFlag            PRESENCE optional}|
    { ID id-UserLocationInformation  CRITICALITY ignore  TYPE UserLocationInformation  PRESENCE optional}|
    { ID id-TimeSinceSecondaryNodeRelease CRITICALITY ignore  TYPE TimeSinceSecondaryNodeRelease PRESENCE optional },
    ...
}

-- *****
--
-- UE RADIO CAPABILITY ID MAPPING PROCEDURE
--
-- *****
--
-- *****
--
```



```

-- UE Radio Capability ID Mapping Request
--
-- *****

UERadioCapabilityIDMappingRequest ::= SEQUENCE {
    protocolIEs          ProtocolIE-Container    { { UERadioCapabilityIDMappingRequestIEs } },
    ...
}

UERadioCapabilityIDMappingRequestIEs SLAP-PROTOCOL-IES ::= {
    { ID id-UERadioCapabilityID      CRITICALITY reject  TYPE UERadioCapabilityID      PRESENCE mandatory },
    ...
}

-- *****
--
-- UE Radio Capability ID Mapping Response
--
-- *****

UERadioCapabilityIDMappingResponse ::= SEQUENCE {
    protocolIEs          ProtocolIE-Container    { { UERadioCapabilityIDMappingResponseIEs } },
    ...
}

UERadioCapabilityIDMappingResponseIEs SLAP-PROTOCOL-IES ::= {
    { ID id-UERadioCapabilityID      CRITICALITY reject  TYPE UERadioCapabilityID      PRESENCE mandatory   }|
    { ID id-UERadioCapability        CRITICALITY ignore  TYPE UERadioCapability        PRESENCE mandatory   }|
    { ID id-CriticalityDiagnostics    CRITICALITY ignore  TYPE CriticalityDiagnostics    PRESENCE optional },
    ...
}

END
-- ASN1STOP

```



### 9.3.4 Information Element Definitions

```
-- ASN1START
-- *****
--
-- Information Element Definitions
--
-- *****

SlAP-IEs {
itu-t (0) identified-organization (4) etsi (0) mobileDomain (0)
eps-Access (21) modules (3) slap (1) version1 (1) slap-IEs (2) }

DEFINITIONS AUTOMATIC TAGS ::=

BEGIN

IMPORTS
    id-E-RABInformationListItem,
    id-E-RABItem,
    id-GUMMEIType,
    id-Bearers-SubjectToStatusTransfer-Item,
    id-Time-Synchronisation-Info,
    id-x2TNLConfigurationInfo,
    id-eNBX2ExtendedTransportLayerAddresses,
    id-MDTConfiguration,
    id-Time-UE-StayedInCell-EnhancedGranularity,
    id-HO-Cause,
    id-M3Configuration,
    id-M4Configuration,
    id-M5Configuration,
    id-MDT-Location-Info,
    id-SignallingBasedMDTPLMNList,
    id-MobilityInformation,
    id-ULCOUNTValueExtended,
    id-DLCOUNTValueExtended,
    id-ReceiveStatusOfULPDCPSDUsExtended,
    id-eNBIndirectX2TransportLayerAddresses,
    id-Muting-Availability-Indication,
    id-Muting-Pattern-Information,
    id-NRrestrictioninEPSasSecondaryRAT,
    id-NRrestrictionin5GS,
    id-Synchronisation-Information,
    id-uE-HistoryInformationFromTheUE,
    id-LoggedMBSFNMDT,
    id-SON-Information-Report,
    id-RecommendedCellItem,
    id-RecommendedENBItem,
    id-ProSeUEtoNetworkRelaying,
    id-ULCOUNTValuePDCP-SNlength18,
    id-DLCOUNTValuePDCP-SNlength18,
    id-ReceiveStatusOfULPDCPSDUsPDCP-SNlength18,
    id-M6Configuration,
```



id-M7Configuration,  
id-RAT-Type,  
id-extended-e-RAB-MaximumBitrateDL,  
id-extended-e-RAB-MaximumBitrateUL,  
id-extended-e-RAB-GuaranteedBitrateDL,  
id-extended-e-RAB-GuaranteedBitrateUL,  
id-extended-uEAggregateMaximumBitRateDL,  
id-extended-uEAggregateMaximumBitRateUL,  
id-SecondaryRATDataUsageReportItem,  
id-E-RABUsageReportItem,  
id-UEAppLayerMeasConfig,  
id-serviceType,  
id-UnlicensedSpectrumRestriction,  
id-CNTTypeRestrictions,  
id-DownlinkPacketLossRate,  
id-UplinkPacketLossRate,  
id-BluetoothMeasurementConfiguration,  
id-WLANMeasurementConfiguration,  
id-LastNG-RANPLMNIdentity,  
id-PSCellInformation,  
id-IMSvoiceEPSfallbackfrom5G,  
id-RequestTypeAdditionalInfo,  
id-AdditionalRRMPriorityIndex,  
id-ContextatSource,  
id-IntersystemMeasurementConfiguration,  
id-SourceNodeID,  
id-NB-IoT-RLF-Report-Container,  
id-MDTConfigurationNR,  
id-DAPSRequestInfo,  
id-DAPSResponseInfoList,  
id-DAPSResponseInfoItem,  
id-Bearers-SubjectToEarlyStatusTransfer-Item,  
id-TraceCollectionEntityURI,  
id-EmergencyIndicator,  
id-SourceTransportLayerAddress,  
id-lastVisitedPSCellList,  
id-RACSIndication,  
id-SecurityIndication,  
id-E-RABSecurityResultItem,  
id-E-RABSecurityResultList,  
id-RAT-Restrictions,  
id-UEContextReferenceatSourceeNB,  
id-LTE-NTN-TAI-Information,  
id-SourceNodeTransportLayerAddress,  
id-SourceSNID,  
id-Direct-Forwarding-Path-Availability,  
id-LoggedMDTTrigger,  
id-SensorMeasurementConfiguration,  
id-M4ReportAmount,  
id-M5ReportAmount,  
id-M6ReportAmount,  
id-M7ReportAmount,  
id-TimeBasedHandoverInformation,  
id-Bearers-SubjectToDLDiscarding-Item,



```
id-Bearers-SubjectToDLDiscardingList,  
maxnoofCSGs,  
maxnoofE-RABs,  
maxnoofErrors,  
maxnoofBPLMNs,  
maxnoofPLMNsPerMME,  
maxnoofTACs,  
maxnoofEPLMNs,  
maxnoofEPLMNsPlusOne,  
maxnoofForbLACs,  
maxnoofForbTACs,  
maxnoofCellsInUEHistoryInfo,  
maxnoofCellID,  
maxnoofDCNs,  
maxnoofEmergencyAreaID,  
maxnoofTAForWarning,  
maxnoofCellInTAI,  
maxnoofCellInEAI,  
maxnoofeNBX2TLAs,  
maxnoofeNBX2ExtTLAs,  
maxnoofeNBX2GTPTLAs,  
maxnoofRATs,  
maxnoofGroupIDs,  
maxnoofMMECs,  
maxnoofTAforMDT,  
maxnoofCellIDforMDT,  
maxnoofMDTPLMNs,  
maxnoofCellsforRestart,  
maxnoofRestartTAIs,  
maxnoofRestartEmergencyAreaIDs,  
maxnoofMBSFNAreaMDT,  
maxEARFCN,  
maxnoofCellsIneNB,  
maxnoofRecommendedCells,  
maxnoofRecommendedENBs,  
maxnooftimeperiods,  
maxnoofCellIDforQMC,  
maxnoofTAforQMC,  
maxnoofPLMNforQMC,  
maxnoofBluetoothName,  
maxnoofWLANName,  
maxnoofConnectedengNBs,  
maxnoofPC5QoSFlows,  
maxnooffrequencies,  
maxNARFCN,  
maxRS-IndexCellQual,  
maxnoofPSCellsPerPrimaryCellInUEHistoryInfo,  
maxnoofTACsInNTN,  
maxnoofSensorName
```

FROM S1AP-Constants



```

    Criticality,
    ProcedureCode,
    ProtocolIE-ID,
    TriggeringMessage
FROM SLAP-CommonDataTypes

    ProtocolExtensionContainer{},
    SLAP-PROTOCOL-EXTENSION,
    ProtocolIE-SingleContainer{},
    SLAP-PROTOCOL-IES

FROM SLAP-Containers;

-- A

Additional-GUTI ::= SEQUENCE {
    gUMMEI                GUMMEI,
    m-TMSI                M-TMSI,
    iE-Extensions        ProtocolExtensionContainer { {Additional-GUTI-ExtIEs} } OPTIONAL,
    ...
}

Additional-GUTI-ExtIEs SLAP-PROTOCOL-EXTENSION ::= {
    ...
}

AdditionalRRMPriorityIndex ::= BIT STRING (SIZE(32))

AerialUESubscriptionInformation ::= ENUMERATED {
    allowed,
    not-allowed,
    ...
}

AreaScopeOfMDT ::= CHOICE {
    cellBased                CellBasedMDT,
    tABased                  TABasedMDT,
    pLMNWide                NULL,
    ...,
    tAIBased                  TAIBasedMDT
}

AreaScopeOfQMC ::= CHOICE {
    cellBased                CellBasedQMC,
    tABased                  TABasedQMC,
    tAIBased                  TAIBasedQMC,
    pLMNAreaBased            PLMNAreaBasedQMC,
    ...
}

AllocationAndRetentionPriority ::= SEQUENCE {
    priorityLevel            PriorityLevel,

```



```

    pre-emptionCapability          Pre-emptionCapability,
    pre-emptionVulnerability       Pre-emptionVulnerability,
    iE-Extensions                  ProtocolExtensionContainer { {AllocationAndRetentionPriority-ExtIEs} } OPTIONAL,
    ...
}

AllocationAndRetentionPriority-ExtIEs SLAP-PROTOCOL-EXTENSION ::= {
    ...
}

AssistanceDataForCECapableUEs ::= SEQUENCE {
    cellIdentifierAndCELevelForCECapableUEs    CellIdentifierAndCELevelForCECapableUEs,
    iE-Extensions                              ProtocolExtensionContainer { { InformationForCECapableUEs-ExtIEs} } OPTIONAL,
    ...
}

InformationForCECapableUEs-ExtIEs SLAP-PROTOCOL-EXTENSION ::= {
    ...
}

AssistanceDataForPaging ::= SEQUENCE {
    assistanceDataForRecommendedCells    AssistanceDataForRecommendedCells    OPTIONAL,
    assistanceDataForCECapableUEs        AssistanceDataForCECapableUEs        OPTIONAL,
    pagingAttemptInformation              PagingAttemptInformation              OPTIONAL,
    iE-Extensions                        ProtocolExtensionContainer { { AssistanceDataForPaging-ExtIEs} } OPTIONAL,
    ...
}

AssistanceDataForPaging-ExtIEs SLAP-PROTOCOL-EXTENSION ::= {
    ...
}

AssistanceDataForRecommendedCells ::= SEQUENCE {
    recommendedCellsForPaging    RecommendedCellsForPaging,
    iE-Extensions                ProtocolExtensionContainer { { AssistanceDataForRecommendedCells-ExtIEs} } OPTIONAL,
    ...
}

AssistanceDataForRecommendedCells-ExtIEs SLAP-PROTOCOL-EXTENSION ::= {
    ...
}

-- B

Bearers-SubjectToStatusTransferList ::= SEQUENCE (SIZE(1.. maxnoofE-RABs)) OF ProtocolIE-SingleContainer { { Bearers-SubjectToStatusTransfer-ItemIEs } }

Bearers-SubjectToStatusTransfer-ItemIEs SLAP-PROTOCOL-IES ::= {
    { ID id-Bearers-SubjectToStatusTransfer-Item    CRITICALITY ignore    TYPE Bearers-SubjectToStatusTransfer-Item    PRESENCE mandatory    },
    ...
}

Bearers-SubjectToStatusTransfer-Item ::= SEQUENCE {
    e-RAB-ID                                E-RAB-ID,

```



```

    uL-COUNTvalue          COUNTvalue,
    dL-COUNTvalue          COUNTvalue,
    receiveStatusofULPDCPSDUs  ReceiveStatusofULPDCPSDUs      OPTIONAL,
    iE-Extensions          ProtocolExtensionContainer { {Bearers-SubjectToStatusTransfer-ItemExtIEs} } OPTIONAL,
    ...
}

Bearers-SubjectToStatusTransfer-ItemExtIEs SLAP-PROTOCOL-EXTENSION ::= {
    { ID id-ULCOUNTValueExtended          CRITICALITY ignore EXTENSION COUNTValueExtended          PRESENCE optional}|
    { ID id-DLCOUNTValueExtended          CRITICALITY ignore EXTENSION COUNTValueExtended          PRESENCE optional}|
    { ID id-ReceiveStatusOfULPDCPSDUsExtended          CRITICALITY ignore EXTENSION ReceiveStatusOfULPDCPSDUsExtended          PRESENCE optional}|
    { ID id-ULCOUNTValuePDCP-SNlength18          CRITICALITY ignore EXTENSION COUNTvaluePDCP-SNlength18          PRESENCE optional}|
    { ID id-DLCOUNTValuePDCP-SNlength18          CRITICALITY ignore EXTENSION COUNTvaluePDCP-SNlength18          PRESENCE optional}|
    { ID id-ReceiveStatusOfULPDCPSDUsPDCP-SNlength18          CRITICALITY ignore EXTENSION ReceiveStatusOfULPDCPSDUsPDCP-SNlength18          PRESENCE optional},
    ...
}

Bearers-SubjectToEarlyStatusTransferList ::= SEQUENCE (SIZE(1.. maxnoofE-RABs)) OF ProtocolIE-SingleContainer { { Bearers-
SubjectToEarlyStatusTransfer-ItemIEs } }

Bearers-SubjectToEarlyStatusTransfer-ItemIEs SLAP-PROTOCOL-IES ::= {
    { ID id-Bearers-SubjectToEarlyStatusTransfer-Item          CRITICALITY ignore TYPE Bearers-SubjectToEarlyStatusTransfer-Item          PRESENCE mandatory},
    ...
}

Bearers-SubjectToEarlyStatusTransfer-Item ::= SEQUENCE {
    e-RAB-ID          E-RAB-ID,
    dLCOUNT-PDCP-SNlength          DLCOUNT-PDCP-SNlength,
    iE-Extensions          ProtocolExtensionContainer { {Bearers-SubjectToEarlyStatusTransfer-ItemExtIEs} } OPTIONAL,
    ...
}

Bearers-SubjectToEarlyStatusTransfer-ItemExtIEs SLAP-PROTOCOL-EXTENSION ::= {
    ...
}

Bearers-SubjectToDLDiscardingList ::= SEQUENCE (SIZE(1.. maxnoofE-RABs)) OF ProtocolIE-SingleContainer { { Bearers-SubjectToDLDiscarding-ItemIEs }
}

Bearers-SubjectToDLDiscarding-ItemIEs SLAP-PROTOCOL-IES ::= {
    { ID id-Bearers-SubjectToDLDiscarding-Item          CRITICALITY ignore TYPE Bearers-SubjectToDLDiscarding-Item          PRESENCE mandatory},
    ...
}

Bearers-SubjectToDLDiscarding-Item ::= SEQUENCE {
    e-RAB-ID          E-RAB-ID,
    dL-Discarding          DLDiscarding,
    iE-Extensions          ProtocolExtensionContainer { {Bearers-SubjectToDLDiscarding-ItemExtIEs} } OPTIONAL,
    ...
}

Bearers-SubjectToDLDiscarding-ItemExtIEs SLAP-PROTOCOL-EXTENSION ::= {
    ...
}

```



```

BearerType ::= ENUMERATED {
    non-IP,
    ...
}

BitRate ::= INTEGER (0..10000000000)

BluetoothMeasurementConfiguration ::= SEQUENCE {
    bluetoothMeasConfig          BluetoothMeasConfig,
    bluetoothMeasConfigNameList  BluetoothMeasConfigNameList OPTIONAL,
    bt-rssi                      ENUMERATED {true, ...} OPTIONAL,
    iE-Extensions                ProtocolExtensionContainer { { BluetoothMeasurementConfiguration-ExtIEs } } OPTIONAL,
    ...
}

BluetoothMeasurementConfiguration-ExtIEs SLAP-PROTOCOL-EXTENSION ::= {
    ...
}

BluetoothMeasConfigNameList ::= SEQUENCE (SIZE(1..maxnoofBluetoothName)) OF BluetoothName

BluetoothMeasConfig ::= ENUMERATED {setup, ...}

BluetoothName ::= OCTET STRING (SIZE (1..248))

BPLMNs ::= SEQUENCE (SIZE(1.. maxnoofBPLMNs)) OF PLMNIdentity

BroadcastCancelledAreaList ::= CHOICE {
    cellID-Cancelled          CellID-Cancelled,
    tAI-Cancelled             TAI-Cancelled,
    emergencyAreaID-Cancelled EmergencyAreaID-Cancelled,
    ...
}

BroadcastCompletedAreaList ::= CHOICE {
    cellID-Broadcast          CellID-Broadcast,
    tAI-Broadcast             TAI-Broadcast,
    emergencyAreaID-Broadcast EmergencyAreaID-Broadcast,
    ...
}

-- C

CancelledCellinEAI ::= SEQUENCE (SIZE(1..maxnoofCellinEAI)) OF CancelledCellinEAI-Item

CancelledCellinEAI-Item ::= SEQUENCE {
    eCGI                      EUTRAN-CGI,
    numberOfBroadcasts        NumberOfBroadcasts,
    iE-Extensions             ProtocolExtensionContainer { {CancelledCellinEAI-Item-ExtIEs} } OPTIONAL,
    ...
}

```



```
CancelledCellinEAI-Item-ExtIEs SLAP-PROTOCOL-EXTENSION ::= {  
    ...  
}  
  
CancelledCellinTAI ::= SEQUENCE (SIZE(1..maxnoofCellinTAI)) OF CancelledCellinTAI-Item  
  
CancelledCellinTAI-Item ::= SEQUENCE{  
    eCGI                EUTRAN-CGI,  
    numberOfBroadcasts  NumberOfBroadcasts,  
    iE-Extensions       ProtocolExtensionContainer { {CancelledCellinTAI-Item-ExtIEs} } OPTIONAL,  
    ...  
}  
  
CancelledCellinTAI-Item-ExtIEs SLAP-PROTOCOL-EXTENSION ::= {  
    ...  
}  
  
Cause ::= CHOICE {  
    radioNetwork          CauseRadioNetwork,  
    transport             CauseTransport,  
    nas                   CauseNas,  
    protocol              CauseProtocol,  
    misc                  CauseMisc,  
    ...  
}  
  
CauseMisc ::= ENUMERATED {  
    control-processing-overload,  
    not-enough-user-plane-processing-resources,  
    hardware-failure,  
    om-intervention,  
    unspecified,  
    unknown-PLMN,  
    ...  
}  
  
CauseProtocol ::= ENUMERATED {  
    transfer-syntax-error,  
    abstract-syntax-error-reject,  
    abstract-syntax-error-ignore-and-notify,  
    message-not-compatible-with-receiver-state,  
    semantic-error,  
    abstract-syntax-error-falsely-constructed-message,  
    unspecified,  
    ...  
}  
  
CauseRadioNetwork ::= ENUMERATED {  
    unspecified,  
    tx2relocoverall-expiry,  
    successful-handover,  
    release-due-to-eutran-generated-reason,  
    handover-cancelled,  
    partial-handover,
```



```
ho-failure-in-target-EPC-eNB-or-target-system,
ho-target-not-allowed,
tS1relocoverall-expiry,
tS1relocprep-expiry,
cell-not-available,
unknown-targetID,
no-radio-resources-available-in-target-cell,
unknown-mme-ue-slap-id,
unknown-enb-ue-slap-id,
unknown-pair-ue-slap-id,
handover-desirable-for-radio-reason,
time-critical-handover,
resource-optimisation-handover,
reduce-load-in-serving-cell,
user-inactivity,
radio-connection-with-ue-lost,
load-balancing-tau-required,
cs-fallback-triggered,
ue-not-available-for-ps-service,
radio-resources-not-available,
failure-in-radio-interface-procedure,
invalid-qos-combination,
interrat-redirection,
interaction-with-other-procedure,
unknown-E-RAB-ID,
multiple-E-RAB-ID-instances,
encryption-and-or-integrity-protection-algorithms-not-supported,
s1-intra-system-handover-triggered,
s1-inter-system-handover-triggered,
x2-handover-triggered,
...,
redirection-towards-lxRTT,
not-supported-QCI-value,
invalid-CSG-Id,
release-due-to-pre-emption,
n26-interface-not-available,
insufficient-ue-capabilities,
maximum-bearer-pre-emption-rate-exceeded,
up-integrity-protection-not-possible,
release-due-to-discontinuous-coverage
}

CauseTransport ::= ENUMERATED {
    transport-resource-unavailable,
    unspecified,
    ...
}

CauseNas ::= ENUMERATED {
    normal-release,
    authentication-failure,
    detach,
    unspecified,
    ...
}
```



```

    ...,
    csg-subscription-expiry,
    uE-not-in-PLMN-serving-area
}

CellAccessMode ::= ENUMERATED {
    hybrid,
    ...
}

CellIdentifierAndCELevelForCECapableUEs ::= SEQUENCE {
    global-Cell-ID      EUTRAN-CGI,
    cELevel             CELevel,
    iE-Extensions       ProtocolExtensionContainer { { CellIdentifierAndCELevelForCECapableUEs-ExtIEs } } OPTIONAL,
    ...
}

CellIdentifierAndCELevelForCECapableUEs-ExtIEs SLAP-PROTOCOL-EXTENSION ::= {
    ...
}

CELevel ::= OCTET STRING

CE-mode-B-SupportIndicator ::= ENUMERATED {
    supported,
    ...
}

CellIdentity ::= BIT STRING (SIZE (28))

CellID-Broadcast ::= SEQUENCE (SIZE(1..maxnoofCellID)) OF CellID-Broadcast-Item

CellID-Broadcast-Item ::= SEQUENCE {
    eCGI                EUTRAN-CGI,
    iE-Extensions       ProtocolExtensionContainer { {CellID-Broadcast-Item-ExtIEs} } OPTIONAL,
    ...
}

CellID-Broadcast-Item-ExtIEs SLAP-PROTOCOL-EXTENSION ::= {
    ...
}

CellID-Cancelled ::= SEQUENCE (SIZE(1..maxnoofCellID)) OF CellID-Cancelled-Item

CellID-Cancelled-Item ::= SEQUENCE {
    eCGI                EUTRAN-CGI,
    numberOfBroadcasts  NumberOfBroadcasts,
    iE-Extensions       ProtocolExtensionContainer { {CellID-Cancelled-Item-ExtIEs} } OPTIONAL,
    ...
}

CellID-Cancelled-Item-ExtIEs SLAP-PROTOCOL-EXTENSION ::= {
    ...
}

```



```
CellBasedMDT ::= SEQUENCE {
    cellIdListforMDT      CellIdListforMDT,
    iE-Extensions         ProtocolExtensionContainer { {CellBasedMDT-ExtIEs} } OPTIONAL,
    ...
}

CellBasedMDT-ExtIEs SLAP-PROTOCOL-EXTENSION ::= {
    ...
}

CellIdListforMDT ::= SEQUENCE (SIZE(1..maxnoofCellIDforMDT)) OF EUTRAN-CGI

CellBasedQMC ::= SEQUENCE {
    cellIdListforQMC      CellIdListforQMC,
    iE-Extensions         ProtocolExtensionContainer { {CellBasedQMC-ExtIEs} } OPTIONAL,
    ...
}

CellBasedQMC-ExtIEs SLAP-PROTOCOL-EXTENSION ::= {
    ...
}

CellIdListforQMC ::= SEQUENCE (SIZE(1..maxnoofCellIDforQMC)) OF EUTRAN-CGI

Cdma2000PDU ::= OCTET STRING

Cdma2000RATType ::= ENUMERATED {
    hRPD,
    onexRTT,
    ...
}

Cdma2000SectorID ::= OCTET STRING

Cdma2000HOStatus ::= ENUMERATED {
    hOSuccess,
    hOFailure,
    ...
}

Cdma2000HORequiredIndication ::= ENUMERATED {
    true,
    ...
}

Cdma2000OneXSRVCCInfo ::= SEQUENCE {
    cdma2000OneXMEID      Cdma2000OneXMEID,
    cdma2000OneXMSI       Cdma2000OneXMSI,
    cdma2000OneXPilot     Cdma2000OneXPilot,
    iE-Extensions         ProtocolExtensionContainer { {Cdma2000OneXSRVCCInfo-ExtIEs} } OPTIONAL,
    ...
}
```



```

Cdma2000OneXSRVCCInfo-ExtIEs SLAP-PROTOCOL-EXTENSION ::= {
    ...
}

Cdma2000OneXMEID ::= OCTET STRING

Cdma2000OneXMSI ::= OCTET STRING

Cdma2000OneXPilot ::= OCTET STRING

Cdma2000OneXRAND ::= OCTET STRING

Cell-Size ::= ENUMERATED {verysmall, small, medium, large, ...}

CellType ::= SEQUENCE {
    cell-Size          Cell-Size,
    iE-Extensions      ProtocolExtensionContainer { { CellType-ExtIEs}}  OPTIONAL,
    ...
}

CellType-ExtIEs SLAP-PROTOCOL-EXTENSION ::= {
    ...
}

CGI ::= SEQUENCE {
    pLMNIdentity      PLMNIdentity,
    lAC               LAC,
    cI               CI,
    rAC              RAC
    iE-Extensions      ProtocolExtensionContainer { {CGI-ExtIEs} }  OPTIONAL,
    ...
}

CGI-ExtIEs SLAP-PROTOCOL-EXTENSION ::= {
    ...
}

CI ::= OCTET STRING (SIZE (2))

CNDomain ::= ENUMERATED {
    ps,
    cs
}

CNTypeRestrictions ::= SEQUENCE (SIZE(1.. maxnoofEPLMNsPlusOne)) OF CNTypeRestrictions-Item

CNTypeRestrictions-Item ::= SEQUENCE {
    pLMN-Identity      PLMNIdentity,
    cNType             CNType,
    iE-Extensions      ProtocolExtensionContainer { { CNTypeRestrictions-Item-ExtIEs} }  OPTIONAL,
    ...
}

```



```

CNodeTypeRestrictions-Item-ExtIEs SLAP-PROTOCOL-EXTENSION ::= {
    ...
}

CNodeType ::= ENUMERATED {
    fiveGCForbidden,
    ...,
    epc-Forbidden
}

ConcurrentWarningMessageIndicator ::= ENUMERATED {
    true
}

ConnectedengNBList ::= SEQUENCE (SIZE(1..maxnoofConnectedengNBs)) OF ConnectedengNBItem

ConnectedengNBItem ::= SEQUENCE {
    en-gNB-ID          En-gNB-ID,
    supportedTAs       SupportedTAs,
    iE-Extensions      ProtocolExtensionContainer { {ConnectedengNBItem-ExtIEs} } OPTIONAL,
    ...
}

ConnectedengNBItem-ExtIEs SLAP-PROTOCOL-EXTENSION ::= {
    ...
}

ContextatSource ::= SEQUENCE {
    sourceNG-RAN-node-ID          Global-RAN-NODE-ID,
    rAN-UE-NGAP-ID               RAN-UE-NGAP-ID,
    iE-Extensions                ProtocolExtensionContainer { {ContextatSource-ExtIEs} } OPTIONAL,
    ...
}

ContextatSource-ExtIEs SLAP-PROTOCOL-EXTENSION ::= {
    ...
}

Correlation-ID          ::= OCTET STRING (SIZE (4))

CSFallbackIndicator ::= ENUMERATED {
    cs-fallback-required,
    ...,
    cs-fallback-high-priority
}

AdditionalCSFallbackIndicator ::= ENUMERATED {
    no-restriction,
    restriction,
    ...
}

CSG-Id          ::= BIT STRING (SIZE (27))

```



```
CSG-IdList ::= SEQUENCE (SIZE (1.. maxnoofCSGs)) OF CSG-IdList-Item

CSG-IdList-Item ::= SEQUENCE {
    csg-Id          CSG-Id,
    ie-Extensions   ProtocolExtensionContainer { {CSG-IdList-Item-ExtIes} } OPTIONAL,
    ...
}

CSG-IdList-Item-ExtIes SLAP-PROTOCOL-EXTENSION ::= {
    ...
}

CSGMembershipStatus ::= ENUMERATED {
    member,
    not-member
}

COUNTvalue ::= SEQUENCE {
    pDCP-SN          PDCP-SN,
    hFN              HFN,
    ie-Extensions   ProtocolExtensionContainer { {COUNTvalue-ExtIes} } OPTIONAL,
    ...
}

COUNTvalue-ExtIes SLAP-PROTOCOL-EXTENSION ::= {
    ...
}

COUNTValueExtended ::= SEQUENCE {
    pDCP-SNExtended   PDCP-SNExtended,
    hFNModified       HFNModified,
    ie-Extensions     ProtocolExtensionContainer { {COUNTValueExtended-ExtIes} } OPTIONAL,
    ...
}

COUNTValueExtended-ExtIes SLAP-PROTOCOL-EXTENSION ::= {
    ...
}

COUNTvaluePDCP-SNlength18 ::= SEQUENCE {
    pDCP-SNlength18   PDCP-SNlength18,
    hFNforPDCP-SNlength18 HFNforPDCP-SNlength18,
    ie-Extensions     ProtocolExtensionContainer { {COUNTvaluePDCP-SNlength18-ExtIes} } OPTIONAL,
    ...
}

COUNTvaluePDCP-SNlength18-ExtIes SLAP-PROTOCOL-EXTENSION ::= {
    ...
}

Coverage-Level ::= ENUMERATED {
    extendedcoverage,
    ...
}
```



```

}

CriticalityDiagnostics ::= SEQUENCE {
    procedureCode          ProcedureCode          OPTIONAL,
    triggeringMessage       TriggeringMessage      OPTIONAL,
    procedureCriticality    Criticality             OPTIONAL,
    iEsCriticalityDiagnostics CriticalityDiagnostics-IE-List OPTIONAL,
    iE-Extensions          ProtocolExtensionContainer {{CriticalityDiagnostics-ExtIEs}} OPTIONAL,
    ...
}

CriticalityDiagnostics-ExtIEs SLAP-PROTOCOL-EXTENSION ::= {
    ...
}

CriticalityDiagnostics-IE-List ::= SEQUENCE (SIZE (1.. maxnoofErrors)) OF CriticalityDiagnostics-IE-Item

CriticalityDiagnostics-IE-Item ::= SEQUENCE {
    iECriticality          Criticality,
    iE-ID                  ProtocolIE-ID,
    typeOfError            TypeOfError,
    iE-Extensions          ProtocolExtensionContainer {{CriticalityDiagnostics-IE-Item-ExtIEs}} OPTIONAL,
    ...
}

CriticalityDiagnostics-IE-Item-ExtIEs SLAP-PROTOCOL-EXTENSION ::= {
    ...
}

-- D

DAPSRequestInfo ::= SEQUENCE {
    dAPSIndicator          ENUMERATED {dAPS-HO-required, ...},
    iE-Extensions          ProtocolExtensionContainer { {DAPSRequestInfo-ExtIEs} } OPTIONAL,
    ...
}

DAPSRequestInfo-ExtIEs SLAP-PROTOCOL-EXTENSION ::= {
    ...
}

DAPSResponseInfoList ::= SEQUENCE (SIZE(1.. maxnoofE-RABs)) OF ProtocolIE-SingleContainer { { DAPSResponseInfoListIEs } }

DAPSResponseInfoListIEs SLAP-PROTOCOL-IES ::= {
    { ID id-DAPSResponseInfoItem          CRITICALITY ignore TYPE DAPSResponseInfoItem PRESENCE mandatory},
    ...
}

DAPSResponseInfoItem ::= SEQUENCE {
    e-RAB-ID              E-RAB-ID,
    dAPSResponseInfo      DAPSResponseInfo,
    iE-Extensions          ProtocolExtensionContainer { {DAPSResponseInfoItem-ExtIEs} } OPTIONAL,
    ...
}

```



```

}

DAPSResponseInfoItem-ExtIEs SLAP-PROTOCOL-EXTENSION ::= {
    ...
}

DAPSResponseInfo ::= SEQUENCE {
    dapsresponseindicator      ENUMERATED {dAPS-HO-accepted,dAPS-HO-not-accepted,...},
    iE-Extensions              ProtocolExtensionContainer { { DAPSResponseInfo-ExtIEs } } OPTIONAL,
    ...
}

DAPSResponseInfo-ExtIEs SLAP-PROTOCOL-EXTENSION ::= {
    ...
}

DataCodingScheme ::= BIT STRING (SIZE (8))

DataSize ::= INTEGER(1..4095, ...)

DCN-ID ::= INTEGER (0..65535)

ServedDCNs ::= SEQUENCE (SIZE(0..maxnoofDCNs)) OF ServedDCNsItem

ServedDCNsItem ::= SEQUENCE {
    dCN-ID                      DCN-ID,
    relativeDCNCapacity         RelativeMMECapacity,
    iE-Extensions              ProtocolExtensionContainer { {ServedDCNsItem-ExtIEs} } OPTIONAL,
    ...
}

ServedDCNsItem-ExtIEs SLAP-PROTOCOL-EXTENSION ::= {
    ...
}

DL-CP-SecurityInformation ::= SEQUENCE {
    dl-NAS-MAC                  DL-NAS-MAC,
    iE-Extensions              ProtocolExtensionContainer { { DL-CP-SecurityInformation-ExtIEs } } OPTIONAL,
    ...
}

DL-CP-SecurityInformation-ExtIEs SLAP-PROTOCOL-EXTENSION ::= {
    ...
}

DL-Forwarding ::= ENUMERATED {
    dL-Forwarding-proposed,
    ...
}

DL-NAS-MAC ::= BIT STRING (SIZE (16))

DLCOUNT-PDCP-SNlength ::= CHOICE {

```



```

        dLCOUNTValuePDCP-SNlength12      COUNTvalue,
        dLCOUNTValuePDCP-SNlength15      COUNTValueExtended,
        dLCOUNTValuePDCP-SNlength18      COUNTvaluePDCP-SNlength18,
        ...
    }

DLDiscarding ::= CHOICE {
    discardDLCOUNTValuePDCP-SNlength12      COUNTvalue,
    discardDLCOUNTValuePDCP-SNlength15      COUNTValueExtended,
    discardDLCOUNTValuePDCP-SNlength18      COUNTvaluePDCP-SNlength18,
    ...
}

Direct-Forwarding-Path-Availability ::= ENUMERATED {
    directPathAvailable,
    ...
}

Data-Forwarding-Not-Possible ::= ENUMERATED {
    data-Forwarding-not-Possible,
    ...
}

DLNASPDUDeliveryAckRequest ::= ENUMERATED {
    requested,
    ...
}

-- E

EARFCN ::= INTEGER(0..maxEARFCN, ...)

ECGIList ::= SEQUENCE (SIZE(1..maxnoofCellID)) OF EUTRAN-CGI

PWSfailedECGIList ::= SEQUENCE (SIZE(1..maxnoofCellsineNB)) OF EUTRAN-CGI

EDT-Session ::= ENUMERATED {
    true,
    ...
}

EmergencyAreaIDList ::= SEQUENCE (SIZE(1..maxnoofEmergencyAreaID)) OF EmergencyAreaID

EmergencyAreaID ::= OCTET STRING (SIZE (3))

EmergencyAreaID-Broadcast ::= SEQUENCE (SIZE(1..maxnoofEmergencyAreaID)) OF EmergencyAreaID-Broadcast-Item

EmergencyAreaID-Broadcast-Item ::= SEQUENCE {
    emergencyAreaID      EmergencyAreaID,
    completedCellinEAI    CompletedCellinEAI,
    iE-Extensions         ProtocolExtensionContainer { {EmergencyAreaID-Broadcast-Item-ExtIEs} } OPTIONAL,
    ...
}

```



```

EmergencyAreaID-Broadcast-Item-ExtIEs  SLAP-PROTOCOL-EXTENSION ::= {
    ...
}

EmergencyAreaID-Cancelled ::= SEQUENCE (SIZE(1..maxnoofEmergencyAreaID)) OF EmergencyAreaID-Cancelled-Item

EmergencyAreaID-Cancelled-Item ::= SEQUENCE {
    emergencyAreaID      EmergencyAreaID,
    cancelledCellinEAI    CancelledCellinEAI,
    iE-Extensions         ProtocolExtensionContainer { {EmergencyAreaID-Cancelled-Item-ExtIEs} } OPTIONAL,
    ...
}

EmergencyAreaID-Cancelled-Item-ExtIEs  SLAP-PROTOCOL-EXTENSION ::= {
    ...
}

CompletedCellinEAI ::= SEQUENCE (SIZE(1..maxnoofCellinEAI)) OF CompletedCellinEAI-Item

CompletedCellinEAI-Item ::= SEQUENCE {
    eCGI                  EUTRAN-CGI,
    iE-Extensions         ProtocolExtensionContainer { {CompletedCellinEAI-Item-ExtIEs} } OPTIONAL,
    ...
}

CompletedCellinEAI-Item-ExtIEs  SLAP-PROTOCOL-EXTENSION ::= {
    ...
}

ECGI-List ::= SEQUENCE (SIZE(1..maxnoofCellsineNB)) OF EUTRAN-CGI

EmergencyAreaIDListForRestart    ::= SEQUENCE (SIZE(1..maxnoofRestartEmergencyAreaIDs)) OF EmergencyAreaID

EmergencyIndicator ::= ENUMERATED {
    true,
    ...
}

ENB-EarlyStatusTransfer-TransparentContainer ::= SEQUENCE {
    bearers-SubjectToEarlyStatusTransferList  Bearers-SubjectToEarlyStatusTransferList,
    iE-Extensions                             ProtocolExtensionContainer { {ENB-EarlyStatusTransfer-TransparentContainer-ExtIEs} } OPTIONAL,
    ...
}

ENB-EarlyStatusTransfer-TransparentContainer-ExtIEs  SLAP-PROTOCOL-EXTENSION ::= {
    { ID id-Bearers-SubjectToDLDiscardingList      CRITICALITY ignore  EXTENSION Bearers-SubjectToDLDiscardingList PRESENCE optional},
    ...
}

ENB-ID ::= CHOICE {
    macroENB-ID      BIT STRING (SIZE(20)),
    homeENB-ID       BIT STRING (SIZE(28)),
    ... ,
    short-macroENB-ID  BIT STRING (SIZE(18)),

```



```

    long-macroENB-ID      BIT STRING (SIZE(21))
}

En-gNB-ID ::= BIT STRING (SIZE(22..32, ...))

GERAN-Cell-ID ::= SEQUENCE {
    LAI                LAI,
    rAC                RAC,
    cI                CI,
    iE-Extensions      ProtocolExtensionContainer { { GERAN-Cell-ID-ExtIEs} } OPTIONAL,
    ...
}

GERAN-Cell-ID-ExtIEs SLAP-PROTOCOL-EXTENSION ::= {
    ...
}

Global-ENB-ID ::= SEQUENCE {
    pLMNIdentity      PLMNIdentity,
    eNB-ID            ENB-ID,
    iE-Extensions      ProtocolExtensionContainer { {GlobalENB-ID-ExtIEs} } OPTIONAL,
    ...
}

GlobalENB-ID-ExtIEs SLAP-PROTOCOL-EXTENSION ::= {
    ...
}

Global-en-gNB-ID ::= SEQUENCE {
    pLMNIdentity      PLMNIdentity,
    en-gNB-ID         En-gNB-ID,
    iE-Extensions      ProtocolExtensionContainer { {Global-en-gNB-ID-ExtIEs} } OPTIONAL,
    ...
}

Global-en-gNB-ID-ExtIEs SLAP-PROTOCOL-EXTENSION ::= {
    ...
}

GUMMEIList ::= SEQUENCE (SIZE (1.. maxnoofMMECs)) OF GUMMEI

ENB-StatusTransfer-TransparentContainer ::= SEQUENCE {
    bearers-SubjectToStatusTransferList  Bearers-SubjectToStatusTransferList,
    iE-Extensions      ProtocolExtensionContainer { {ENB-StatusTransfer-TransparentContainer-ExtIEs} } OPTIONAL,
    ...
}

ENB-StatusTransfer-TransparentContainer-ExtIEs SLAP-PROTOCOL-EXTENSION ::= {
    ...
}

ENB-UE-SlAP-ID ::= INTEGER (0..16777215)

ENBname ::= PrintableString (SIZE (1..150,...))

```



```

ENBX2TLAs ::= SEQUENCE (SIZE(1.. maxnoofenBX2TLAs)) OF TransportLayerAddress

EncryptionAlgorithms ::= BIT STRING (SIZE (16,...))

EN-DCSONConfigurationTransfer ::= SEQUENCE {
    transfertype          EN-DCSONTransferType,
    sONInformation         SONInformation,
    x2TNLConfigInfo       X2TNLConfigurationInfo OPTIONAL,
    -- This IE shall be present if the SON Information IE contains the SON Information Request IE and the SON Information Request IE is set to
    "X2TNL Configuration Info" --
    iE-Extensions         ProtocolExtensionContainer { {EN-DCSONConfigurationTransfer-ExtIEs} } OPTIONAL,
    ...
}

EN-DCSONConfigurationTransfer-ExtIEs SLAP-PROTOCOL-EXTENSION ::= {
    ...
}

EN-DCSONTransferType ::= CHOICE {
    request          EN-DCTransferTypeRequest,
    reply            EN-DCTransferTypeReply,
    ...
}

EN-DCTransferTypeRequest ::= SEQUENCE {
    sourceeNB        EN-DCSONeNBIdentification,
    targetengNB      EN-DCSONengNBIdentification,
    targeteNB        EN-DCSONeNBIdentification OPTIONAL,
    associatedTAI     TAI OPTIONAL,
    broadcast5GSTAI   FiveGSTAI OPTIONAL,
    iE-Extensions     ProtocolExtensionContainer { {EN-DCTransferTypeRequest-ExtIEs} } OPTIONAL,
    ...
}

EN-DCTransferTypeRequest-ExtIEs SLAP-PROTOCOL-EXTENSION ::= {
    ...
}

EN-DCTransferTypeReply ::= SEQUENCE {
    sourceengNB      EN-DCSONengNBIdentification,
    targeteNB        EN-DCSONeNBIdentification,
    iE-Extensions     ProtocolExtensionContainer { {EN-DCTransferTypeReply-ExtIEs} } OPTIONAL,
    ...
}

EN-DCTransferTypeReply-ExtIEs SLAP-PROTOCOL-EXTENSION ::= {
    ...
}

EN-DCSONeNBIdentification ::= SEQUENCE {
    globaleNBID      Global-ENB-ID,
    selectedTAI       TAI,
    iE-Extensions     ProtocolExtensionContainer { {EN-DCSONeNBIdentification-ExtIEs} } OPTIONAL,

```



```

...
}

EN-DCSONeNBIdentification-ExtIEs SLAP-PROTOCOL-EXTENSION ::= {
    ...
}

EN-DCSONengNBIdentification ::= SEQUENCE {
    globalengNBID          Global-en-gNB-ID,
    selectedTAI            TAI,
    iE-Extensions          ProtocolExtensionContainer { {EN-DCSONengNBIdentification-ExtIEs} }    OPTIONAL,
    ...
}

EN-DCSONengNBIdentification-ExtIEs SLAP-PROTOCOL-EXTENSION ::= {
    ...
}

EndIndication ::= ENUMERATED {
    no-further-data,
    further-data-exists,
    ...
}

EnhancedCoverageRestricted ::= ENUMERATED {
    restricted,
    ...
}

CE-ModeBRestricted ::= ENUMERATED {
    restricted,
    not-restricted,
    ...
}

EPLMNs ::= SEQUENCE (SIZE(1..maxnoofEPLMNs)) OF PLMNidentity
EventType ::= ENUMERATED {
    direct,
    change-of-serve-cell,
    stop-change-of-serve-cell,
    ...
}

E-RAB-ID ::= INTEGER (0..15, ...)

E-RABInformationList ::= SEQUENCE (SIZE (1.. maxnoofE-RABs)) OF ProtocolIE-SingleContainer { { E-RABInformationListIEs } }

E-RABInformationListIEs SLAP-PROTOCOL-IES ::= {
    { ID id-E-RABInformationListItem          CRITICALITY ignore  TYPE E-RABInformationListItem          PRESENCE mandatory },
    ...
}

E-RABInformationListItem ::= SEQUENCE {
    e-RAB-ID          E-RAB-ID,

```



```

    dL-Forwarding          DL-Forwarding          OPTIONAL,
    iE-Extensions          ProtocolExtensionContainer { {E-RABInformationListItem-ExtIEs} } OPTIONAL,
    ...
}

E-RABInformationListItem-ExtIEs SLAP-PROTOCOL-EXTENSION ::= {
    { ID id-DAPSRequestInfo          CRITICALITY ignore  EXTENSION DAPSRequestInfo          PRESENCE optional }|
    { ID id-SourceTransportLayerAddress CRITICALITY ignore  EXTENSION TransportLayerAddress PRESENCE optional }|
    { ID id-SecurityIndication        CRITICALITY ignore  EXTENSION SecurityIndication   PRESENCE optional }|
    { ID id-SourceNodeTransportLayerAddress CRITICALITY ignore  EXTENSION TransportLayerAddress PRESENCE optional },
    ...
}

E-RABList ::= SEQUENCE (SIZE(1.. maxnoofE-RABs)) OF ProtocolIE-SingleContainer { {E-RABItemIEs} }

E-RABItemIEs SLAP-PROTOCOL-IES ::= {
    { ID id-E-RABItem          CRITICALITY ignore  TYPE E-RABItem PRESENCE mandatory },
    ...
}

E-RABItem ::= SEQUENCE {
    e-RAB-ID          E-RAB-ID,
    cause             Cause,
    iE-Extensions     ProtocolExtensionContainer { {E-RABItem-ExtIEs} } OPTIONAL,
    ...
}

E-RABItem-ExtIEs SLAP-PROTOCOL-EXTENSION ::= {
    ...
}

E-RABLevelQoSParameters ::= SEQUENCE {
    qCI          QCI,
    allocationRetentionPriority AllocationAndRetentionPriority,
    gbrQoSInformation GBR-QoSInformation OPTIONAL,
    iE-Extensions ProtocolExtensionContainer { {E-RABQoSParameters-ExtIEs} } OPTIONAL,
    ...
}

E-RABSecurityResultList ::= SEQUENCE (SIZE (1.. maxnoofE-RABs)) OF ProtocolIE-SingleContainer { { E-RABSecurityResultListIEs } }

E-RABSecurityResultListIEs SLAP-PROTOCOL-IES ::= {
    { ID id-E-RABSecurityResultItem          CRITICALITY ignore  TYPE E-RABSecurityResultItem          PRESENCE mandatory },
    ...
}

E-RABSecurityResultItem ::= SEQUENCE {
    e-RAB-ID          E-RAB-ID,
    securityResult     SecurityResult,
    iE-Extensions     ProtocolExtensionContainer { { E-RABSecurityResultItem-ExtIEs} } OPTIONAL,
    ...
}

```



```

E-RABSecurityResultItem-ExtIES SlAP-PROTOCOL-EXTENSION ::= {
    ...
}

E-RABUsageReportList ::= SEQUENCE (SIZE(1..maxnooftimeperiods)) OF ProtocolIE-SingleContainer { {E-RABUsageReportItemIES} }

E-RABUsageReportItemIES SlAP-PROTOCOL-IES ::= {
    { ID id-E-RABUsageReportItem      CRITICALITY ignore      TYPE E-RABUsageReportItem      PRESENCE mandatory },
    ...
}

E-RABUsageReportItem ::= SEQUENCE {
    startTimeStamp          OCTET STRING (SIZE(4)),
    endTimeStamp            OCTET STRING (SIZE(4)),
    usageCountUL             INTEGER (0..18446744073709551615),
    usageCountDL             INTEGER (0..18446744073709551615),
    iE-Extensions           ProtocolExtensionContainer { { E-RABUsageReportItem-ExtIES} } OPTIONAL,
    ...
}

E-RABUsageReportItem-ExtIES SlAP-PROTOCOL-EXTENSION ::= {
    ...
}

E-RABQoSParameters-ExtIES SlAP-PROTOCOL-EXTENSION ::= {
    -- Extended for introduction of downlink and uplink packet loss rate for enhanced Voice performance --
    { ID id-DownlinkPacketLossRate      CRITICALITY ignore      EXTENSION Packet-LossRate      PRESENCE optional}|
    { ID id-UplinkPacketLossRate        CRITICALITY ignore      EXTENSION Packet-LossRate      PRESENCE optional},
    ...
}

Ethernet-Type ::= ENUMERATED {
    true,
    ...
}

EUTRAN-CGI ::= SEQUENCE {
    pLMNIdentity            PLMNIdentity,
    cell-ID                 CellIdentity,
    iE-Extensions           ProtocolExtensionContainer { {EUTRAN-CGI-ExtIES} } OPTIONAL,
    ...
}

EUTRAN-CGI-ExtIES SlAP-PROTOCOL-EXTENSION ::= {
    ...
}

EUTRANRoundTripDelayEstimationInfo ::= INTEGER (0..2047)

EventL1LoggedMDTConfig ::= SEQUENCE {
    l1Threshold              MeasurementThresholdL1LoggedMDT,
    hysteresis               Hysteresis,
    timeToTrigger            TimeToTrigger,

```



```

    iE-Extensions          ProtocolExtensionContainer { { EventLlLoggedMDTConfig-ExtIEs } } OPTIONAL,
    ...
}

EventLlLoggedMDTConfig-ExtIEs SLAP-PROTOCOL-EXTENSION ::= {
    ...
}

EventTrigger ::= CHOICE {
    outOfCoverage          ENUMERATED {true, ...},
    eventLlLoggedMDTConfig EventLlLoggedMDTConfig,
    choice-Extensions      ProtocolIE-SingleContainer { { EventTrigger-ExtIEs } }
}

EventTrigger-ExtIEs SLAP-PROTOCOL-IES ::= {
    ...
}

ExpectedUEBehaviour ::= SEQUENCE {
    expectedActivity          ExpectedUEActivityBehaviour OPTIONAL,
    expectedHOInterval        ExpectedHOInterval            OPTIONAL,
    iE-Extensions            ProtocolExtensionContainer { { ExpectedUEBehaviour-ExtIEs } } OPTIONAL,
    ...
}

ExpectedUEBehaviour-ExtIEs SLAP-PROTOCOL-EXTENSION ::= {
    ...
}

ExpectedUEActivityBehaviour ::= SEQUENCE {
    expectedActivityPeriod    ExpectedActivityPeriod          OPTIONAL,
    expectedIdlePeriod        ExpectedIdlePeriod              OPTIONAL,
    sourceOfUEActivityBehaviourInformation SourceOfUEActivityBehaviourInformation OPTIONAL,
    iE-Extensions            ProtocolExtensionContainer { { ExpectedUEActivityBehaviour-ExtIEs } } OPTIONAL,
    ...
}

ExpectedUEActivityBehaviour-ExtIEs SLAP-PROTOCOL-EXTENSION ::= {
    ...
}

ExpectedActivityPeriod ::= INTEGER (1..30|40|50|60|80|100|120|150|180|181,...)

ExpectedIdlePeriod ::= INTEGER (1..30|40|50|60|80|100|120|150|180|181,...)

SourceOfUEActivityBehaviourInformation ::= ENUMERATED {
    subscription-information,
    statistics,
    ...
}

ExpectedHOInterval ::= ENUMERATED {
    sec15, sec30, sec60, sec90, sec120, sec180, long-time,
    ...
}

```



```
}

ExtendedBitRate ::= INTEGER (10000000001..4000000000000, ...)

ExtendedRNC-ID ::= INTEGER (4096..65535)

ExtendedRepetitionPeriod ::= INTEGER (4096..131071)

Extended-UEIdentityIndexValue ::= BIT STRING (SIZE (14))

-- F

FiveGSTAC ::= OCTET STRING (SIZE (3))

FiveGSTAI ::= SEQUENCE {
    plMNidentity      PLMNidentity,
    fiveGSTAC         FiveGSTAC,
    iE-Extensions     ProtocolExtensionContainer { {FiveGSTAI-ExtIEs} } OPTIONAL,
    ...
}

FiveGSTAI-ExtIEs SLAP-PROTOCOL-EXTENSION ::= {
    ...
}

FiveQI ::= INTEGER (0..255, ...)

ForbiddenInterRATs ::= ENUMERATED {
    all,
    geran,
    utran,
    cdma2000,
    ...,
    geranandutran,
    cdma2000andutran
}

ForbiddenTAs ::= SEQUENCE (SIZE(1.. maxnoofEPLMNsPlusOne)) OF ForbiddenTAs-Item

ForbiddenTAs-Item ::= SEQUENCE {
    plMN-Identity      PLMNidentity,
    forbiddenTACs      ForbiddenTACs,
    iE-Extensions     ProtocolExtensionContainer { {ForbiddenTAs-Item-ExtIEs} } OPTIONAL,
    ...
}

ForbiddenTAs-Item-ExtIEs SLAP-PROTOCOL-EXTENSION ::= {
    ...
}

ForbiddenTACs ::= SEQUENCE (SIZE(1..maxnoofForbTACs)) OF TAC

ForbiddenLAs ::= SEQUENCE (SIZE(1..maxnoofEPLMNsPlusOne)) OF ForbiddenLAs-Item
```



```

ForbiddenLAS-Item ::= SEQUENCE {
    pLMN-Identity      PLMNidentity,
    forbiddenLACs      ForbiddenLACs,
    iE-Extensions      ProtocolExtensionContainer { {ForbiddenLAS-Item-ExtIEs} } OPTIONAL,
    ...
}

ForbiddenLAS-Item-ExtIEs SLAP-PROTOCOL-EXTENSION ::= {
    ...
}

ForbiddenLACs ::= SEQUENCE (SIZE(1..maxnoofForbLACs)) OF LAC

-- G

GBR-QosInformation ::= SEQUENCE {
    e-RAB-MaximumBitrateDL      BitRate,
    e-RAB-MaximumBitrateUL      BitRate,
    e-RAB-GuaranteedBitrateDL    BitRate,
    e-RAB-GuaranteedBitrateUL    BitRate,
    iE-Extensions                ProtocolExtensionContainer { { GBR-QosInformation-ExtIEs} } OPTIONAL,
    ...
}

GBR-QosInformation-ExtIEs SLAP-PROTOCOL-EXTENSION ::= {
-- Extension for maximum bitrate > 10G bps --
    { ID id-extended-e-RAB-MaximumBitrateDL CRITICALITY ignore EXTENSION ExtendedBitRate PRESENCE optional} |
    { ID id-extended-e-RAB-MaximumBitrateUL CRITICALITY ignore EXTENSION ExtendedBitRate PRESENCE optional} |
    { ID id-extended-e-RAB-GuaranteedBitrateDL CRITICALITY ignore EXTENSION ExtendedBitRate PRESENCE optional} |
    { ID id-extended-e-RAB-GuaranteedBitrateUL CRITICALITY ignore EXTENSION ExtendedBitRate PRESENCE optional},
    ...
}

GTP-TEID ::= OCTET STRING (SIZE (4))

GUMMEI ::= SEQUENCE {
    pLMN-Identity      PLMNidentity,
    mME-Group-ID       MME-Group-ID,
    mME-Code            MME-Code,
    iE-Extensions      ProtocolExtensionContainer { {GUMMEI-ExtIEs} } OPTIONAL,
    ...
}

GUMMEI-ExtIEs SLAP-PROTOCOL-EXTENSION ::= {
    ...
}

GUMMEIType ::= ENUMERATED {
    native,
    mapped,
    ...,
    mappedFrom5G
}

```



```

GWContextReleaseIndication ::= ENUMERATED {
    true,
    ...
}

-- H

HandoverFlag ::= ENUMERATED {
    handoverPreparation,
    ...
}

HandoverRestrictionList ::= SEQUENCE {
    servingPLMN          PLMNidentity,
    equivalentPLMNs       EPLMNs          OPTIONAL,
    forbiddenTAs          ForbiddenTAs     OPTIONAL,
    forbiddenLAs          ForbiddenLAs     OPTIONAL,
    forbiddenInterRATs    ForbiddenInterRATs OPTIONAL,
    iE-Extensions         ProtocolExtensionContainer { {HandoverRestrictionList-ExtIEs} } OPTIONAL,
    ...
}

HandoverRestrictionList-ExtIEs S1AP-PROTOCOL-EXTENSION ::= {
    { ID id-NRrestrictioninEPSasSecondaryRAT          CRITICALITY ignore EXTENSION NRrestrictioninEPSasSecondaryRAT PRESENCE optional}|
    { ID id-UnlicensedSpectrumRestriction            CRITICALITY ignore EXTENSION UnlicensedSpectrumRestriction PRESENCE optional}|
    { ID id-CNTypeRestrictions                       CRITICALITY ignore EXTENSION CNTypeRestrictions PRESENCE optional}|
    { ID id-NRrestrictionin5GS                       CRITICALITY ignore EXTENSION NRrestrictionin5GS PRESENCE optional}|
    { ID id-LastNG-RANPLMNIdentity                  CRITICALITY ignore EXTENSION PLMNidentity PRESENCE optional}|
    { ID id-RAT-Restrictions                         CRITICALITY ignore EXTENSION RAT-Restrictions PRESENCE optional},
    ...
}

HandoverType ::= ENUMERATED {
    intralte,
    ltetoutran,
    ltetogeran,
    utrantolte,
    gerantolte,
    ...,
    eps-to-5gs,
    fivegs-to-eps
}

HFN ::= INTEGER (0..1048575)

HFNModified ::= INTEGER (0..131071)

HFNforPDCP-SNlength18 ::= INTEGER (0..16383)

Hysteresis ::= INTEGER (0..30)

-- I

```



Masked-IMEISV ::= BIT STRING (SIZE (64))

```
ImmediateMDT ::= SEQUENCE {
    measurementsToActivate      MeasurementsToActivate,
    mlreportingTrigger          MlReportingTrigger,
    mlthresholdeventA2          MlThresholdEventA2          OPTIONAL,
-- Included in case of event-triggered, or event-triggered periodic reporting for measurement M1
    mlperiodicReporting          MlPeriodicReporting          OPTIONAL,
-- Included in case of periodic or event-triggered periodic reporting
    iE-Extensions               ProtocolExtensionContainer { { ImmediateMDT-ExtIEs } } OPTIONAL,
    ...
}
```

```
ImmediateMDT-ExtIEs SLAP-PROTOCOL-EXTENSION ::= {
    { ID id-M3Configuration      CRITICALITY ignore EXTENSION M3Configuration      PRESENCE conditional } |
    { ID id-M4Configuration      CRITICALITY ignore EXTENSION M4Configuration      PRESENCE conditional } |
    { ID id-M5Configuration      CRITICALITY ignore EXTENSION M5Configuration      PRESENCE conditional } |
    { ID id-MDT-Location-Info    CRITICALITY ignore EXTENSION MDT-Location-Info    PRESENCE optional } |
    { ID id-M6Configuration      CRITICALITY ignore EXTENSION M6Configuration      PRESENCE conditional } |
    { ID id-M7Configuration      CRITICALITY ignore EXTENSION M7Configuration      PRESENCE conditional } |
    { ID id-BluetoothMeasurementConfiguration      CRITICALITY ignore EXTENSION BluetoothMeasurementConfiguration      PRESENCE optional } |
    { ID id-WLANMeasurementConfiguration      CRITICALITY ignore EXTENSION WLANMeasurementConfiguration      PRESENCE optional } |
    { ID id-SensorMeasurementConfiguration      CRITICALITY ignore EXTENSION SensorMeasurementConfiguration      PRESENCE optional },
    ...
}
```

IMSI ::= OCTET STRING (SIZE (3..8))

```
InformationOnRecommendedCellsAndENBsForPaging ::= SEQUENCE {
    recommendedCellsForPaging      RecommendedCellsForPaging,
    recommendENBsForPaging          RecommendedENBsForPaging,
    iE-Extensions                   ProtocolExtensionContainer { { InformationOnRecommendedCellsAndENBsForPaging-ExtIEs } } OPTIONAL,
    ...
}
```

```
InformationOnRecommendedCellsAndENBsForPaging-ExtIEs SLAP-PROTOCOL-EXTENSION ::= {
    ...
}
```

IntegrityProtectionAlgorithms ::= BIT STRING (SIZE (16,...))

```
IntegrityProtectionIndication ::= ENUMERATED {
    required,
    preferred,
    not-needed,
    ...
}
```

```
IntegrityProtectionResult ::= ENUMERATED {
    performed,
    not-performed,
    ...
}
```



```

IntendedNumberOfPagingAttempts ::= INTEGER (1..16, ...)

InterfacesToTrace ::= BIT STRING (SIZE (8))

InterSystemMeasurementConfiguration ::= SEQUENCE {
    rSRP                INTEGER (0.. 127)                OPTIONAL,
    rSRQ                INTEGER (0.. 127)                OPTIONAL,
    sINR                INTEGER (0.. 127)                OPTIONAL,
    interSystemMeasurementParameters  InterSystemMeasurementParameters,
    iE-Extensions       ProtocolExtensionContainer { { InterSystemMeasurementConfiguration-ExtIEs} } OPTIONAL,
    ...
}

InterSystemMeasurementConfiguration-ExtIEs SLAP-PROTOCOL-EXTENSION ::= {
    ...
}

InterSystemMeasurementParameters ::= SEQUENCE {
    measurementDuration      INTEGER (1..100),
    interSystemMeasurementList  InterSystemMeasurementList  OPTIONAL,
    iE-Extensions            ProtocolExtensionContainer { { InterSystemMeasurementParameters-ExtIEs} } OPTIONAL,
    ...
}

InterSystemMeasurementParameters-ExtIEs SLAP-PROTOCOL-EXTENSION ::= {
    ...
}

InterSystemMeasurementList ::= SEQUENCE (SIZE(1.. maxnooffrequencies)) OF InterSystemMeasurementItem

InterSystemMeasurementItem ::= SEQUENCE {
    freqBandIndicatorNR      INTEGER (1..1024),
    sSBfreqencies            INTEGER (0..maxNARFCN),
    subcarrierSpacingSSB     ENUMERATED {kHz15, kHz30, kHz60, kHz120, kHz240, ..., kHz480, kHz960},
    maxRSIndexCellQual       INTEGER (1..maxRS-IndexCellQual)  OPTIONAL,
    sMTC                     OCTET STRING                     OPTIONAL,
    threshRS-Index-r15       OCTET STRING                     OPTIONAL,
    sSBToMeasure              OCTET STRING                     OPTIONAL,
    sSRSSIMeasurement         OCTET STRING                     OPTIONAL,
    quantityConfigNR-R15     OCTET STRING                     OPTIONAL,
    excludedCellsToAddModList OCTET STRING                     OPTIONAL,
    iE-Extensions            ProtocolExtensionContainer { { InterSystemMeasurementItem-ExtIEs} } OPTIONAL
}

InterSystemMeasurementItem-ExtIEs SLAP-PROTOCOL-EXTENSION ::= {
    ...
}

InterSystemSONConfigurationTransfer ::= OCTET STRING

IMSvoiceEPSfallbackfrom5G ::= ENUMERATED {
    true,
    ...
}

```



```

IAB-Authorized ::= ENUMERATED {
    authorized,
    not-authorized,
    ...
}

IAB-Node-Indication ::= ENUMERATED {
    true,
    ...
}

IAB-Supported ::= ENUMERATED {
    true,
    ...
}

-- J
-- K

KillAllWarningMessages ::= ENUMERATED {true}

-- L

LAC ::= OCTET STRING (SIZE (2))

LAI ::= SEQUENCE {
    pLMNidentity          PLMNidentity,
    lAC                   LAC,
    iE-Extensions         ProtocolExtensionContainer { {LAI-ExtIEs} } OPTIONAL,
    ...
}

LAI-ExtIEs SLAP-PROTOCOL-EXTENSION ::= {
    ...
}

LastVisitedCell-Item ::= CHOICE {
    e-UTRAN-Cell          LastVisitedEUTRANCellInformation,
    uTRAN-Cell            LastVisitedUTRANCellInformation,
    gERAN-Cell            LastVisitedGERANCellInformation,
    ...,
    nG-RAN-Cell           LastVisitedNGRANCellInformation
}

LastVisitedEUTRANCellInformation ::= SEQUENCE {
    global-Cell-ID        EUTRAN-CGI,
    cellType              CellType,
    time-UE-StayedInCell  Time-UE-StayedInCell,
    iE-Extensions         ProtocolExtensionContainer { { LastVisitedEUTRANCellInformation-ExtIEs } } OPTIONAL,
    ...
}

LastVisitedEUTRANCellInformation-ExtIEs SLAP-PROTOCOL-EXTENSION ::= {
-- Extension for Rel-11 to support enhanced granularity for time UE stayed in cell --
    { ID id-Time-UE-StayedInCell-EnhancedGranularity    CRITICALITY ignore    EXTENSION Time-UE-StayedInCell-EnhancedGranularity PRESENCE optional}

```



```

    { ID id-HO-Cause                                CRITICALITY ignore EXTENSION Cause PRESENCE optional}|
    { ID id-lastVisitedPSCellList                    CRITICALITY ignore EXTENSION LastVisitedPSCellList PRESENCE optional},
    ...
}

LastVisitedPSCellList ::= SEQUENCE (SIZE(1.. maxnoofPSCellsPerPrimaryCellinUEHistoryInfo)) OF LastVisitedPSCellInformation

LastVisitedPSCellInformation ::= SEQUENCE {
    pSCellID                                PSCellInformation OPTIONAL,
    timeStay INTEGER (0..40950),
    iE-Extensions ProtocolExtensionContainer { { LastVisitedPSCellInformation-ExtIEs} } OPTIONAL,
    ...
}

LastVisitedPSCellInformation-ExtIEs SLAP-PROTOCOL-EXTENSION ::= {
    ...
}

LastVisitedNGRANCellInformation ::= OCTET STRING

LastVisitedUTRANCellInformation ::= OCTET STRING

LastVisitedGERANCellInformation ::= CHOICE {
    undefined NULL,
    ...
}

L3-Information ::= OCTET STRING
-- This is a dummy IE used only as a reference to the actual definition in relevant specification.

LPPa-PDU ::= OCTET STRING

LHN-ID ::= OCTET STRING(SIZE (32..256))

Links-to-log ::= ENUMERATED {uplink, downlink, both-uplink-and-downlink, ...}

ListeningSubframePattern ::= SEQUENCE {
    pattern-period ENUMERATED {ms1280, ms2560, ms5120, ms10240, ...},
    pattern-offset INTEGER (0..10239, ...),
    iE-Extensions ProtocolExtensionContainer { { ListeningSubframePattern-ExtIEs} } OPTIONAL,
    ...
}

ListeningSubframePattern-ExtIEs SLAP-PROTOCOL-EXTENSION ::= {
    ...
}

LoggedMDT ::= SEQUENCE {
    loggingInterval LoggingInterval,
    loggingDuration LoggingDuration,
    iE-Extensions ProtocolExtensionContainer { {LoggedMDT-ExtIEs} } OPTIONAL,
    ...
}

```



```

LoggedMDT-ExtIEs      SLAP-PROTOCOL-EXTENSION ::= {
  { ID id-BluetoothMeasurementConfiguration      CRITICALITY ignore EXTENSION BluetoothMeasurementConfiguration PRESENCE optional} |
  { ID id-WLANMeasurementConfiguration           CRITICALITY ignore EXTENSION WLANMeasurementConfiguration PRESENCE optional} |
  { ID id-LoggedMDTTrigger                       CRITICALITY ignore EXTENSION LoggedMDTTrigger PRESENCE optional} |
  { ID id-SensorMeasurementConfiguration         CRITICALITY ignore EXTENSION SensorMeasurementConfiguration PRESENCE optional},
  ...
}

LoggingInterval ::= ENUMERATED {ms1280, ms2560, ms5120, ms10240, ms20480, ms30720, ms40960, ms61440}

LoggingDuration ::= ENUMERATED {m10, m20, m40, m60, m90, m120}

LoggedMBSFNMDT ::= SEQUENCE {
  loggingInterval      LoggingInterval,
  loggingDuration      LoggingDuration,
  mBSFN-ResultToLog    MBSFN-ResultToLog OPTIONAL,
  iE-Extensions        ProtocolExtensionContainer { { LoggedMBSFNMDT-ExtIEs } } OPTIONAL,
  ...
}

LoggedMBSFNMDT-ExtIEs SLAP-PROTOCOL-EXTENSION ::= {
  ...
}

LoggedMDTTrigger ::= CHOICE{
  periodical      NULL,
  eventTrigger    EventTrigger,
  ...
}

LTE-M-Indication ::= ENUMERATED {lte-m, ... }

LTE-NTN-TAI-Information ::= SEQUENCE {
  servingPLMN      PLMNidentity,
  tACLlist-In-LTE-NTN      TACLlist-In-LTE-NTN,
  uE-Location-Derived-TAC      TAC OPTIONAL,
  iE-Extensions        ProtocolExtensionContainer { {LTE-NTN-TAI-Information-ExtIEs} } OPTIONAL,
  ...
}

LTE-NTN-TAI-Information-ExtIEs SLAP-PROTOCOL-EXTENSION ::= {
  ...
}

-- M

M3Configuration ::= SEQUENCE {
  m3period      M3period,
  iE-Extensions        ProtocolExtensionContainer { { M3Configuration-ExtIEs } } OPTIONAL,
  ...
}

M3Configuration-ExtIEs SLAP-PROTOCOL-EXTENSION ::= {

```



```

    ...
}

M3period ::= ENUMERATED {ms100, ms1000, ms10000, ...,ms1024, ms1280, ms2048, ms2560, ms5120, ms10240, min1 }

M4Configuration ::= SEQUENCE {
    m4period                M4period,
    m4-links-to-log         Links-to-log,
    iE-Extensions           ProtocolExtensionContainer { { M4Configuration-ExtIEs} } OPTIONAL,
    ...
}

M4Configuration-ExtIEs SLAP-PROTOCOL-EXTENSION ::= {
    { ID id-M4ReportAmount      CRITICALITY ignore  EXTENSION M4ReportAmountMDT      PRESENCE optional},
    ...
}

M4ReportAmountMDT ::= ENUMERATED {r1, r2, r4, r8, r16, r32, r64, infinity, ...}

M4period ::= ENUMERATED {ms1024, ms2048, ms5120, ms10240, min1, ... }

M5Configuration ::= SEQUENCE {
    m5period                M5period,
    m5-links-to-log         Links-to-log,
    iE-Extensions           ProtocolExtensionContainer { { M5Configuration-ExtIEs} } OPTIONAL,
    ...
}

M5Configuration-ExtIEs SLAP-PROTOCOL-EXTENSION ::= {
    { ID id-M5ReportAmount      CRITICALITY ignore  EXTENSION M5ReportAmountMDT      PRESENCE optional },
    ...
}

M5ReportAmountMDT ::= ENUMERATED {r1, r2, r4, r8, r16, r32, r64, infinity, ...}

M5period ::= ENUMERATED {ms1024, ms2048, ms5120, ms10240, min1, ... }

M6Configuration ::= SEQUENCE {
    m6report-Interval        M6report-Interval,
    m6delay-threshold        M6delay-threshold      OPTIONAL,
    -- This IE shall be present if the M6 Links to log IE is set to "uplink" or to "both-uplink-and-downlink" --
    m6-links-to-log          Links-to-log,
    iE-Extensions           ProtocolExtensionContainer { { M6Configuration-ExtIEs} } OPTIONAL,
    ...
}

M6Configuration-ExtIEs SLAP-PROTOCOL-EXTENSION ::= {
    { ID id-M6ReportAmount      CRITICALITY ignore  EXTENSION M6ReportAmountMDT      PRESENCE optional },
    ...
}

M6ReportAmountMDT ::= ENUMERATED {r1, r2, r4, r8, r16, r32, r64, infinity, ...}

```



```

M6report-Interval ::= ENUMERATED { ms1024, ms2048, ms5120, ms10240, ... }

M6delay-threshold ::= ENUMERATED { ms30, ms40, ms50, ms60, ms70, ms80, ms90, ms100, ms150, ms300, ms500, ms750, ... }

M7Configuration ::= SEQUENCE {
    m7period                M7period,
    m7-links-to-log         Links-to-log,
    iE-Extensions           ProtocolExtensionContainer { { M7Configuration-ExtIEs } } OPTIONAL,
    ...
}

M7Configuration-ExtIEs SLAP-PROTOCOL-EXTENSION ::= {
    { ID id-M7ReportAmount    CRITICALITY ignore  EXTENSION M7ReportAmountMDT    PRESENCE optional },
    ...
}

M7ReportAmountMDT ::= ENUMERATED {r1, r2, r4, r8, r16, r32, r64, infinity, ...}

M7period ::= INTEGER(1..60, ...)

MDT-Activation ::= ENUMERATED {
    immediate-MDT-only,
    immediate-MDT-and-Trace,
    logged-MDT-only,
    ...,
    logged-MBSFN-MDT
}

MDT-Location-Info ::= BIT STRING (SIZE (8))

MDT-Configuration ::= SEQUENCE {
    mdt-Activation          MDT-Activation,
    areaScopeOfMDT          AreaScopeOfMDT,
    mDTMode                 MDTMode,
    iE-Extensions           ProtocolExtensionContainer { { MDT-Configuration-ExtIEs } } OPTIONAL,
    ...
}

MDT-Configuration-ExtIEs SLAP-PROTOCOL-EXTENSION ::= {
    { ID id-SignallingBasedMDTPLMNList    CRITICALITY ignore  EXTENSION MDTPLMNList    PRESENCE optional },
    ...
}

ManagementBasedMDTAllowed ::= ENUMERATED {allowed, ...}

MBSFN-ResultToLog ::= SEQUENCE (SIZE(1..maxnoofMBSFNAreaMDT)) OF MBSFN-ResultToLogInfo

MBSFN-ResultToLogInfo ::= SEQUENCE {
    mBSFN-AreaId            INTEGER (0..255)            OPTIONAL,
    carrierFreq             EARFCN,
    iE-Extensions           ProtocolExtensionContainer { { MBSFN-ResultToLogInfo-ExtIEs } } OPTIONAL,
    ...
}

```



```

MBSFN-ResultToLogInfo-ExtIEs SLAP-PROTOCOL-EXTENSION ::= {
    ...
}

MDTPLMNList ::= SEQUENCE (SIZE(1..maxnoofMDTPLMNs)) OF PLMNidentity

PrivacyIndicator ::= ENUMERATED {
    immediate-MDT,
    logged-MDT,
    ...
}

MDTMode ::= CHOICE {
    immediateMDT          ImmediateMDT,
    loggedMDT             LoggedMDT,
    ...,
    mDTMode-Extension     MDTMode-Extension
}

MDTMode-Extension ::= ProtocolIE-SingleContainer {{ MDTMode-ExtensionIE }}

MDTMode-ExtensionIE SLAP-PROTOCOL-IES ::= {
    { ID id-LoggedMBSFNMDT          CRITICALITY ignore   TYPE LoggedMBSFNMDT      PRESENCE mandatory}
}

MeasurementsToActivate ::= BIT STRING (SIZE (8))

MeasurementThresholdA2 ::= CHOICE {
    threshold-RSRP          Threshold-RSRP,
    threshold-RSRQ          Threshold-RSRQ,
    ...
}

MeasurementThresholdL1LoggedMDT ::= CHOICE {
    threshold-RSRP          Threshold-RSRP,
    threshold-RSRQ          Threshold-RSRQ,
    choice-Extensions       ProtocolIE-SingleContainer { { MeasurementThresholdL1LoggedMDT-ExtIEs} }
}

MeasurementThresholdL1LoggedMDT-ExtIEs SLAP-PROTOCOL-IES ::= {
    ...
}

MessageIdentifier ::= BIT STRING (SIZE (16))

MobilityInformation ::= BIT STRING (SIZE(32))

MMENAME ::= PrintableString (SIZE (1..150,...))

MMEPagingTarget ::= CHOICE {
    global-ENB-ID          Global-ENB-ID,
    tAI                    TAI,
    ...
}

```



```
MMERelaySupportIndicator ::= ENUMERATED {true, ...}

MME-Group-ID      ::= OCTET STRING (SIZE (2))

MME-Code          ::= OCTET STRING (SIZE (1))

MME-UE-SlAP-ID    ::= INTEGER (0..4294967295)
M-TMSI            ::= OCTET STRING (SIZE (4))

MSCClassmark2     ::= OCTET STRING
MSCClassmark3     ::= OCTET STRING

MutingAvailabilityIndication ::= ENUMERATED {
    available,
    unavailable,
    ...
}

MutingPatternInformation ::= SEQUENCE {
    muting-pattern-period      ENUMERATED {ms0, ms1280, ms2560, ms5120, ms10240, ...},
    muting-pattern-offset      INTEGER (0..10239, ...) OPTIONAL,
    iE-Extensions              ProtocolExtensionContainer { {MutingPatternInformation-ExtIEs} } OPTIONAL,
    ...
}

MutingPatternInformation-ExtIEs SlAP-PROTOCOL-EXTENSION ::= {
    ...
}

MDT-ConfigurationNR ::= OCTET STRING

-- N

NAS-PDU ::= OCTET STRING

NASSecurityParametersfromE-UTRAN ::= OCTET STRING

NASSecurityParameterstoE-UTRAN ::= OCTET STRING

NB-IoT-DefaultPagingDRX ::= ENUMERATED {
    v128,
    v256,
    v512,
    v1024,
    ...
}

NB-IoT-PagingDRX ::= ENUMERATED { v32, v64, v128, v256, v512, v1024,...}

NB-IoT-Paging-eDRXInformation ::= SEQUENCE {
    nB-IoT-paging-eDRX-Cycle      NB-IoT-Paging-eDRX-Cycle,
    nB-IoT-pagingTimeWindow      NB-IoT-PagingTimeWindow OPTIONAL,
```



```

        iE-Extensions          ProtocolExtensionContainer { { NB-IoT-Paging-eDRXInformation-ExtIEs } } OPTIONAL,
    ...
}

NB-IoT-Paging-eDRXInformation-ExtIEs SLAP-PROTOCOL-EXTENSION ::= {
    ...
}

NB-IoT-Paging-eDRX-Cycle ::= ENUMERATED{hf2, hf4, hf6, hf8, hf10, hf12, hf14, hf16, hf32, hf64, hf128, hf256, hf512, hf1024, ...}

NB-IoT-PagingTimeWindow ::= ENUMERATED{s1, s2, s3, s4, s5, s6, s7, s8, s9, s10, s11, s12, s13, s14, s15, s16, ...}

NB-IoT-RLF-Report-Container ::= OCTET STRING

NB-IoT-UEIdentityIndexValue ::= BIT STRING (SIZE (12))

NextPagingAreaScope ::= ENUMERATED {
    same,
    changed,
    ...
}

NotifySourceeNB ::= ENUMERATED {
    notifySource,
    ...
}

NRCellIdentity ::= BIT STRING (SIZE(36))

NR-CGI ::= SEQUENCE {
    pLMNIdentity      PLMNIdentity,
    nRCellIdentity    NRCellIdentity,
    iE-Extensions     ProtocolExtensionContainer { {NR-CGI-ExtIEs} } OPTIONAL,
    ...
}

NR-CGI-ExtIEs SLAP-PROTOCOL-EXTENSION ::= {
    ...
}

NREncryptionAlgorithms ::= BIT STRING (SIZE (16,...))
NRIntegrityProtectionAlgorithms ::= BIT STRING (SIZE (16,...))

NRrestrictioninEPSasSecondaryRAT ::= ENUMERATED {
    nRrestrictedinEPSasSecondaryRAT,
    ...
}

NRrestrictionin5GS ::= ENUMERATED {
    nRrestrictedin5GS,
    ...
}

```



```
NRUESecurityCapabilities ::= SEQUENCE {
    nRencryptionAlgorithms      NRencryptionAlgorithms,
    nRintegrityProtectionAlgorithms NRintegrityProtectionAlgorithms,
    iE-Extensions               ProtocolExtensionContainer { { NRUESecurityCapabilities-ExtIEs} } OPTIONAL,
    ...
}

NRUESecurityCapabilities-ExtIEs SLAP-PROTOCOL-EXTENSION ::= {
    ...
}

NumberOfBroadcastRequest ::= INTEGER (0..65535)

NumberOfBroadcasts ::= INTEGER (0..65535)

NRV2XServicesAuthorized ::= SEQUENCE {
    vehicleUE      VehicleUE OPTIONAL,
    pedestrianUE   PedestrianUE OPTIONAL,
    iE-Extensions  ProtocolExtensionContainer { {NRV2XServicesAuthorized-ExtIEs} } OPTIONAL,
    ...
}

NRV2XServicesAuthorized-ExtIEs SLAP-PROTOCOL-EXTENSION ::= {
    ...
}

NRUESidelinkAggregateMaximumBitrate ::= SEQUENCE {
    uEaggregateMaximumBitrate BitRate,
    iE-Extensions             ProtocolExtensionContainer { {NRUESidelinkAggregateMaximumBitrate-ExtIEs} } OPTIONAL,
    ...
}

NRUESidelinkAggregateMaximumBitrate-ExtIEs SLAP-PROTOCOL-EXTENSION ::= {
    ...
}

-- O
OldBSS-ToNewBSS-Information ::= OCTET STRING
-- This is a dummy IE used only as a reference to the actual definition in relevant specification.

OverloadAction ::= ENUMERATED {
    reject-non-emergency-mo-dt,
    reject-rrc-cr-signalling,
    permit-emergency-sessions-and-mobile-terminated-services-only,
    ...,
    permit-high-priority-sessions-and-mobile-terminated-services-only,
    reject-delay-tolerant-access,
    permit-high-priority-sessions-and-exception-reporting-and-mobile-terminated-services-only,
    not-accept-mo-data-or-delay-tolerant-access-from-CP-CIoT
}

OverloadResponse ::= CHOICE {
    overloadAction      OverloadAction,
```



```
}    ...
}

-- P

Packet-LossRate ::= INTEGER(0..1000)

PagingAttemptInformation ::= SEQUENCE {
    pagingAttemptCount          PagingAttemptCount,
    intendedNumberOfPagingAttempts    IntendedNumberOfPagingAttempts,
    nextPagingAreaScope          NextPagingAreaScope    OPTIONAL,
    iE-Extensions                ProtocolExtensionContainer { { PagingAttemptInformation-ExtIEs} } OPTIONAL,
    ...
}

PagingAttemptInformation-ExtIEs SLAP-PROTOCOL-EXTENSION ::= {
    ...
}

PagingAttemptCount ::= INTEGER (1..16, ...)

Paging-eDRXInformation ::= SEQUENCE {
    paging-eDRX-Cycle          Paging-eDRX-Cycle,
    pagingTimeWindow           PagingTimeWindow        OPTIONAL,
    iE-Extensions              ProtocolExtensionContainer { { Paging-eDRXInformation-ExtIEs} } OPTIONAL,
    ...
}

Paging-eDRXInformation-ExtIEs SLAP-PROTOCOL-EXTENSION ::= {
    ...
}

Paging-eDRX-Cycle ::= ENUMERATED{hfhalf, hf1, hf2, hf4, hf6, hf8, hf10, hf12, hf14, hf16, hf32, hf64, hf128, hf256, ...}

PagingTimeWindow ::= ENUMERATED{s1, s2, s3, s4, s5, s6, s7, s8, s9, s10, s11, s12, s13, s14, s15, s16, ...}

PagingDRX ::= ENUMERATED {
    v32,
    v64,
    v128,
    v256,
    ...
}

PagingPriority ::= ENUMERATED {
    priolevel1,
    priolevel2,
    priolevel3,
    priolevel4,
    priolevel5,
    priolevel6,
    priolevel7,
    priolevel8,
```



```

    ...
}

PagingProbabilityInformation ::= ENUMERATED {p00, p05, p10, p15, p20, p25, p30, p35, p40, p45, p50, p55, p60, p65, p70, p75, p80, p85, p90, p95,
p100, ...}

PagingCause ::= ENUMERATED {voice, ...}

PC5QoSParameters ::= SEQUENCE {
    pc5QoSFlowList          PC5QoSFlowList,
    pc5LinkAggregatedBitRates BitRate OPTIONAL,
    iE-Extensions          ProtocolExtensionContainer { { PC5QoSParameters-ExtIEs} } OPTIONAL,
    ...
}

PC5QoSParameters-ExtIEs SLAP-PROTOCOL-EXTENSION ::= {
    ...
}

PC5QoSFlowList ::= SEQUENCE (SIZE(1..maxnoofPC5QoSFlows)) OF PC5QoSFlowItem

PC5QoSFlowItem ::= SEQUENCE {
    pQI          FiveQI,
    pc5FlowBitRates PC5FlowBitRates OPTIONAL,
    range          Range OPTIONAL,
    iE-Extensions ProtocolExtensionContainer { { PC5QoSFlowItem-ExtIEs} } OPTIONAL,
    ...
}

PC5QoSFlowItem-ExtIEs SLAP-PROTOCOL-EXTENSION ::= {
    ...
}

PC5FlowBitRates ::= SEQUENCE {
    guaranteedFlowBitRate BitRate,
    maximumFlowBitRate BitRate,
    iE-Extensions ProtocolExtensionContainer { { PC5FlowBitRates-ExtIEs} } OPTIONAL,
    ...
}

PC5FlowBitRates-ExtIEs SLAP-PROTOCOL-EXTENSION ::= {
    ...
}

PDCP-SN ::= INTEGER (0..4095)

PDCP-SNExtended ::= INTEGER (0..32767)

PDCP-SNlength18 ::= INTEGER (0..262143)

PendingDataIndication ::= ENUMERATED {
    true,
    ...
}

```



```

M1PeriodicReporting ::= SEQUENCE {
    reportInterval          ReportIntervalMDT,
    reportAmount            ReportAmountMDT,
    iE-Extensions          ProtocolExtensionContainer { { M1PeriodicReporting-ExtIEs } } OPTIONAL,
    ...
}

M1PeriodicReporting-ExtIEs SLAP-PROTOCOL-EXTENSION ::= {
    ...
}

PLMNIdentity                ::= TB CD-STRING

PLMNAreaBasedQMC ::= SEQUENCE {
    plmnListforQMC          PLMNListforQMC,
    iE-Extensions          ProtocolExtensionContainer { { PLMNAreaBasedQMC-ExtIEs } } OPTIONAL,
    ...
}

PLMNAreaBasedQMC-ExtIEs SLAP-PROTOCOL-EXTENSION ::= {
    ...
}

PLMNListforQMC ::= SEQUENCE (SIZE(1..maxnoofPLMNforQMC)) OF PLMNIdentity

Port-Number                ::= OCTET STRING (SIZE (2))

Pre-emptionCapability ::= ENUMERATED {
    shall-not-trigger-pre-emption,
    may-trigger-pre-emption
}

Pre-emptionVulnerability ::= ENUMERATED {
    not-pre-emptable,
    pre-emptable
}

PriorityLevel                ::= INTEGER { spare (0), highest (1), lowest (14), no-priority (15) } (0..15)

ProSeAuthorized ::= SEQUENCE {
    proSeDirectDiscovery      ProSeDirectDiscovery                OPTIONAL,
    proSeDirectCommunication  ProSeDirectCommunication          OPTIONAL,
    iE-Extensions            ProtocolExtensionContainer { { ProSeAuthorized-ExtIEs } } OPTIONAL,
    ...
}

ProSeAuthorized-ExtIEs SLAP-PROTOCOL-EXTENSION ::= {
    { ID id-ProSeUEtoNetworkRelaying    CRITICALITY ignore    EXTENSION ProSeUEtoNetworkRelaying    PRESENCE optional },
    ...
}

ProSeDirectDiscovery ::= ENUMERATED {
    authorized,

```



```
    not-authorized,
    ...
}

ProSeUEtoNetworkRelaying ::= ENUMERATED {
    authorized,
    not-authorized,
    ...
}

ProSeDirectCommunication ::= ENUMERATED {
    authorized,
    not-authorized,
    ...
}

PS-ServiceNotAvailable ::= ENUMERATED {
    ps-service-not-available,
    ...
}

PSCellInformation ::= SEQUENCE {
    nCGI                NR-CGI,
    iE-Extensions       ProtocolExtensionContainer { { PSCellInformation-ExtIEs } } OPTIONAL,
    ...
}

PSCellInformation-ExtIEs SLAP-PROTOCOL-EXTENSION ::= {
    ...
}

-- Q

QCI                    ::= INTEGER (0..255)

-- R

RACSIndication ::= ENUMERATED {true, ...}

RAN-UE-NGAP-ID ::= INTEGER (0..4294967295)

Range ::= ENUMERATED {m50, m80, m180, m200, m350, m400, m500, m700, m1000, ...}

ReceiveStatusOfULPDCPSDUs ::= BIT STRING (SIZE(4096))

ReceiveStatusOfULPDCPSDUsExtended ::= BIT STRING (SIZE(1..16384))

ReceiveStatusOfULPDCPSDUsPDCP-SNlength18 ::= BIT STRING (SIZE(1..131072))

RecommendedCellsForPaging ::= SEQUENCE {
    recommendedCellList    RecommendedCellList,
    iE-Extensions          ProtocolExtensionContainer { { RecommendedCellsForPaging-ExtIEs } } OPTIONAL,
    ...
}
```



```

RecommendedCellsForPaging-ExtIEs SLAP-PROTOCOL-EXTENSION ::= {
    ...
}

RecommendedCellList ::= SEQUENCE (SIZE(1.. maxnoofRecommendedCells)) OF ProtocolIE-SingleContainer { { RecommendedCellItemIEs } }

RecommendedCellItemIEs SLAP-PROTOCOL-IES ::= {
    { ID id-RecommendedCellItem CRITICALITY ignore TYPE RecommendedCellItem PRESENCE mandatory },
    ...
}

RecommendedCellItem ::= SEQUENCE {
    eUTRAN-CGI EUTRAN-CGI,
    timeStayedInCell INTEGER (0..4095) OPTIONAL,
    iE-Extensions ProtocolExtensionContainer { { RecommendedCellsForPagingItem-ExtIEs } } OPTIONAL,
    ...
}

RecommendedCellsForPagingItem-ExtIEs SLAP-PROTOCOL-EXTENSION ::= {
    ...
}

RecommendedENBsForPaging ::= SEQUENCE {
    recommendedENBList RecommendedENBList,
    iE-Extensions ProtocolExtensionContainer { { RecommendedENBsForPaging-ExtIEs } } OPTIONAL,
    ...
}

RecommendedENBsForPaging-ExtIEs SLAP-PROTOCOL-EXTENSION ::= {
    ...
}

RecommendedENBList ::= SEQUENCE (SIZE(1.. maxnoofRecommendedENBs)) OF ProtocolIE-SingleContainer { { RecommendedENBItemIEs } }

RecommendedENBItemIEs SLAP-PROTOCOL-IES ::= {
    { ID id-RecommendedENBItem CRITICALITY ignore TYPE RecommendedENBItem PRESENCE mandatory },
    ...
}

RecommendedENBItem ::= SEQUENCE {
    mMEPagingTarget MMEPagingTarget,
    iE-Extensions ProtocolExtensionContainer { { RecommendedENBItem-ExtIEs } } OPTIONAL,
    ...
}

RecommendedENBItem-ExtIEs SLAP-PROTOCOL-EXTENSION ::= {
    ...
}

RelativeMMECapacity ::= INTEGER (0..255)

RelayNode-Indicator ::= ENUMERATED {
    true,

```



```

    ...
}

RAC ::= OCTET STRING (SIZE (1))

RAT-Restrictions ::= SEQUENCE (SIZE(1..maxnoofEPLMNsPlusOne)) OF RAT-RestrictionsItem

RAT-RestrictionsItem ::= SEQUENCE {
    pLMNidentity          PLMNidentity,
    rAT-RestrictionInformation BIT STRING (SIZE(8, ...)),
    iE-Extensions         ProtocolExtensionContainer { { RAT-RestrictionsItem-ExtIEs } } OPTIONAL,
    ...
}

RAT-RestrictionsItem-ExtIEs SLAP-PROTOCOL-EXTENSION ::= {
    ...
}

RAT-Type ::= ENUMERATED {
    nbiot,
    ...,
    nbiot-leo,
    nbiot-meo,
    nbiot-geo,
    nbiot-othersat,
    eutran-leo,
    eutran-meo,
    eutran-geo,
    eutran-othersat
}

ReportAmountMDT ::= ENUMERATED{r1, r2, r4, r8, r16, r32, r64, rinfinity}

ReportIntervalMDT ::= ENUMERATED {ms120, ms240, ms480, ms640, ms1024, ms2048, ms5120, ms10240, min1, min6, min12, min30, min60}

M1ReportingTrigger ::= ENUMERATED{
    periodic,
    a2eventtriggered,
    ...,
    a2eventtriggered-periodic
}

RequestType ::= SEQUENCE {
    eventType          EventType,
    reportArea         ReportArea,
    iE-Extensions      ProtocolExtensionContainer { { RequestType-ExtIEs } } OPTIONAL,
    ...
}

RequestType-ExtIEs SLAP-PROTOCOL-EXTENSION ::= {
    { ID id-RequestTypeAdditionalInfo CRITICALITY ignore EXTENSION RequestTypeAdditionalInfo PRESENCE optional },
    ...
}

```



```
RequestTypeAdditionalInfo ::= ENUMERATED {
    includePSCell,
    ...
}

RIMTransfer ::= SEQUENCE {
    rIMInformation          RIMInformation,
    rIMRoutingAddress       RIMRoutingAddress OPTIONAL,
    iE-Extensions           ProtocolExtensionContainer { { RIMTransfer-ExtIEs} } OPTIONAL,
    ...
}

RIMTransfer-ExtIEs SLAP-PROTOCOL-EXTENSION ::= {
    ...
}

RIMInformation ::= OCTET STRING

RIMRoutingAddress ::= CHOICE {
    gERAN-Cell-ID          GERAN-Cell-ID,
    ...,
    targetRNC-ID           TargetRNC-ID,
    eHRPD-Sector-ID        OCTET STRING (SIZE(16))
}

ReportArea ::= ENUMERATED {
    ecgi,
    ...
}

RepetitionPeriod ::= INTEGER (0..4095)

RLFReportInformation ::= SEQUENCE {
    uE-RLF-Report-Container          UE-RLF-Report-Container,
    uE-RLF-Report-Container-for-extended-bands  UE-RLF-Report-Container-for-extended-bands OPTIONAL,
    iE-Extensions                    ProtocolExtensionContainer {{ RLFReportInformation-ExtIEs}} OPTIONAL,
    ...
}

RLFReportInformation-ExtIEs SLAP-PROTOCOL-EXTENSION ::= {
    {ID id-NB-IoT-RLF-Report-Container    CRITICALITY ignore  EXTENSION NB-IoT-RLF-Report-Container  PRESENCE optional},
    ...
}

RNC-ID ::= INTEGER (0..4095)

RRC-Container ::= OCTET STRING

RRC-Establishment-Cause ::= ENUMERATED {
    emergency,
    highPriorityAccess,
    mt-Access,
    mo-Signalling,
```



```

    mo-Data,
    ...,
    delay-TolerantAccess,
    mo-VoiceCall,
    mo-ExceptionData
}

ECGIListForRestart ::= SEQUENCE (SIZE(1..maxnoofCellsforRestart)) OF EUTRAN-CGI

Routing-ID ::= INTEGER (0..255)

-- S

SecurityKey ::= BIT STRING (SIZE(256))

SecurityContext ::= SEQUENCE {
    nextHopChainingCount    INTEGER (0..7),
    nextHopParameter        SecurityKey,
    iE-Extensions           ProtocolExtensionContainer { { SecurityContext-ExtIEs } } OPTIONAL,
    ...
}

SecurityContext-ExtIEs SLAP-PROTOCOL-EXTENSION ::= {
    ...
}

SecondaryRATType ::= ENUMERATED {
    nR,
    ...,
    unlicensed
}

SecondaryRATDataUsageRequest ::= ENUMERATED {
    requested,
    ...
}

SecondaryRATDataUsageReportList ::= SEQUENCE (SIZE(1.. maxnoofE-RABs)) OF ProtocolIE-SingleContainer { {SecondaryRATDataUsageReportItemIEs} }

SecondaryRATDataUsageReportItemIEs SLAP-PROTOCOL-IES ::= {
    { ID id-SecondaryRATDataUsageReportItem CRITICALITY ignore TYPE SecondaryRATDataUsageReportItem PRESENCE mandatory },
    ...
}

SecondaryRATDataUsageReportItem ::= SEQUENCE {
    e-RAB-ID                E-RAB-ID,
    secondaryRATType        SecondaryRATType,
    e-RABUsageReportList    E-RABUsageReportList,
    iE-Extensions           ProtocolExtensionContainer { { SecondaryRATDataUsageReportItem-ExtIEs } } OPTIONAL,

```



```

    ...
}

SecondaryRATDataUsageReportItem-ExtIEs SLAP-PROTOCOL-EXTENSION ::= {
    ...
}

SecurityIndication ::= SEQUENCE {
    integrityProtectionIndication      IntegrityProtectionIndication,
    iE-Extensions                      ProtocolExtensionContainer { { SecurityIndication-ExtIEs } } OPTIONAL,
    ...
}

SecurityIndication-ExtIEs SLAP-PROTOCOL-EXTENSION ::= {
    ...
}

SecurityResult ::= SEQUENCE {
    integrityProtectionResult          IntegrityProtectionResult,
    iE-Extensions                      ProtocolExtensionContainer { {SecurityResult-ExtIEs} } OPTIONAL,
    ...
}

SecurityResult-ExtIEs SLAP-PROTOCOL-EXTENSION ::= {
    ...
}

SensorMeasConfig ::= ENUMERATED {setup,...}

SensorMeasConfigNameItem ::= SEQUENCE {
    sensorNameConfig                  SensorNameConfig,
    iE-Extensions                    ProtocolExtensionContainer { { SensorMeasConfigNameItem-ExtIEs } } OPTIONAL,
    ...
}

SensorMeasConfigNameItem-ExtIEs SLAP-PROTOCOL-EXTENSION ::= {
    ...
}

SensorMeasConfigNameList ::= SEQUENCE (SIZE(1..maxnoofSensorName)) OF SensorMeasConfigNameItem

SensorMeasurementConfiguration ::= SEQUENCE {
    sensorMeasConfig                  SensorMeasConfig,
    sensorMeasConfigNameList          SensorMeasConfigNameList                                OPTIONAL,
    iE-Extensions                    ProtocolExtensionContainer { {SensorMeasurementConfiguration-ExtIEs} } OPTIONAL,
    ...
}

SensorMeasurementConfiguration-ExtIEs SLAP-PROTOCOL-EXTENSION ::= {
    ...
}

SensorNameConfig ::= CHOICE {
    uncompensatedBarometricConfig      ENUMERATED {true, ...},

```



```

    choice-Extensions      ProtocolIE-SingleContainer { {SensorNameConfig-ExtIEs} }
}

SensorNameConfig-ExtIEs SLAP-PROTOCOL-IES ::= {
    ...
}

SerialNumber ::= BIT STRING (SIZE (16))

ServiceType ::= ENUMERATED{
    qMC-for-streaming-service,
    qMC-for-MTSI-service,
    ...
}

SONInformation ::= CHOICE{
    sONInformationRequest      SONInformationRequest,
    sONInformationReply        SONInformationReply,
    ...,
    sONInformation-Extension   SONInformation-Extension
}

SONInformation-Extension ::= ProtocolIE-SingleContainer {{ SONInformation-ExtensionIE }}

SONInformation-ExtensionIE SLAP-PROTOCOL-IES ::= {
    { ID id-SON-Information-Report  CRITICALITY ignore  TYPE SONInformationReport  PRESENCE mandatory}
}

SONInformationRequest ::= ENUMERATED {
    x2TNL-Configuration-Info,
    ...,
    time-Synchronisation-Info,
    activate-Muting,
    deactivate-Muting}

SONInformationReply ::= SEQUENCE {
    x2TNLConfigurationInfo      X2TNLConfigurationInfo      OPTIONAL,
    iE-Extensions                ProtocolExtensionContainer {{SONInformationReply-ExtIEs}} OPTIONAL,
    ...
}

SONInformationReply-ExtIEs SLAP-PROTOCOL-EXTENSION ::= {
-- Extension for Release 9 to transfer Time synchronisation information --
    {ID id-Time-Synchronisation-Info      CRITICALITY ignore  EXTENSION TimeSynchronisationInfo  PRESENCE optional},
    ...,
    {ID id-Muting-Pattern-Information      CRITICALITY ignore  EXTENSION MutingPatternInformation  PRESENCE optional}
}

SONInformationReport ::= CHOICE{
    rLFReportInformation         RLFReportInformation,
    ...
}

SONConfigurationTransfer ::= SEQUENCE {

```



```

    targeteNB-ID          TargeteNB-ID,
    sourceeNB-ID          SourceeNB-ID,
    sONInformation        SONInformation,
    iE-Extensions         ProtocolExtensionContainer { { SONConfigurationTransfer-ExtIEs} } OPTIONAL,
    ...
}

SONConfigurationTransfer-ExtIEs SLAP-PROTOCOL-EXTENSION ::= {
-- Extension for Release 10 to transfer the IP addresses of the eNB initiating the ANR action --
    {ID id-x2TNLConfigurationInfo CRITICALITY ignore EXTENSION X2TNLConfigurationInfo PRESENCE conditional
-- This IE shall be present if the SON Information IE contains the SON Information Request IE and the SON Information Request IE is set to
"X2TNL Configuration Info" --}|
-- Extension for Release 12 to transfer information concerning the source cell of synchronisation and the aggressor cell --
    {ID id-Synchronisation-Information CRITICALITY ignore EXTENSION SynchronisationInformation PRESENCE conditional
-- This IE shall be present if the SON Information IE contains the SON Information Request IE set to " Activate Muting " --},
    ...
}

SynchronisationInformation ::= SEQUENCE {
    sourceStratumLevel      StratumLevel OPTIONAL,
    listeningSubframePattern ListeningSubframePattern OPTIONAL,
    aggressoreCGI-List      ECGI-List OPTIONAL,
    iE-Extensions          ProtocolExtensionContainer { {SynchronisationInformation-ExtIEs} } OPTIONAL,
    ...
}

SynchronisationInformation-ExtIEs SLAP-PROTOCOL-EXTENSION ::= {
    ...
}

Source-ToTarget-TransparentContainer ::= OCTET STRING
-- This IE includes a transparent container from the source RAN node to the target RAN node.
-- The octets of the OCTET STRING are encoded according to the specifications of the target system.

SourceBSS-ToTargetBSS-TransparentContainer ::= OCTET STRING
-- This is a dummy IE used only as a reference to the actual definition in relevant specification.

SourceeNB-ID ::= SEQUENCE {
    global-ENB-ID  Global-ENB-ID,
    selected-TAI   TAI,
    iE-Extensions ProtocolExtensionContainer { {SourceeNB-ID-ExtIEs} } OPTIONAL
}

SourceeNB-ID-ExtIEs SLAP-PROTOCOL-EXTENSION ::= {
    ...
}

SRVCCOperationNotPossible ::= ENUMERATED {
    notPossible,
    ...
}

```



```

SRVCCOperationPossible ::= ENUMERATED {
    possible,
    ...
}

SRVCCHOIndication ::= ENUMERATED {
    pSandCS,
    cOnly,
    ...
}

SourceNodeID ::= CHOICE {
    sourceNgRanNode-ID      SourceNgRanNode-ID,
    sourceNodeID-Extension  SourceNodeID-Extension
}

SourceNodeID-Extension ::= ProtocolIE-SingleContainer {{ SourceNodeID-ExtensionIE }}

SourceNodeID-ExtensionIE SLAP-PROTOCOL-IES ::= {
    ...
}

SourceeNB-ToTargeteNB-TransparentContainer ::= SEQUENCE {
    rRC-Container          RRC-Container,
    e-RABInformationList   E-RABInformationList          OPTIONAL,
    targetCell-ID          EUTRAN-CGI,
    subscriberProfileIDforRFP SubscriberProfileIDforRFP  OPTIONAL,
    uE-HistoryInformation  UE-HistoryInformation,
    iE-Extensions          ProtocolExtensionContainer { {SourceeNB-ToTargeteNB-TransparentContainer-ExtIEs} } OPTIONAL,
    ...
}

SourceeNB-ToTargeteNB-TransparentContainer-ExtIEs SLAP-PROTOCOL-EXTENSION ::= {
    {ID id-MobilityInformation          CRITICALITY ignore EXTENSION MobilityInformation          PRESENCE optional}|
    {ID id-uE-HistoryInformationFromTheUE CRITICALITY ignore EXTENSION UE-HistoryInformationFromTheUE PRESENCE optional}|
    {ID id-IMSvoiceEPSfallbackfrom5G     CRITICALITY ignore EXTENSION IMSvoiceEPSfallbackfrom5G     PRESENCE optional}|
    {ID id-AdditionalRRMPriorityIndex     CRITICALITY ignore EXTENSION AdditionalRRMPriorityIndex     PRESENCE optional}|
    {ID id-ContextatSource                CRITICALITY ignore EXTENSION ContextatSource                PRESENCE optional}|
    {ID id-IntersystemMeasurementConfiguration CRITICALITY ignore EXTENSION IntersystemMeasurementConfiguration PRESENCE optional}|
    {ID id-SourceNodeID                  CRITICALITY ignore EXTENSION SourceNodeID                  PRESENCE optional}|
    {ID id-EmergencyIndicator              CRITICALITY ignore EXTENSION EmergencyIndicator              PRESENCE optional}|
    {ID id-UEContextReferenceatSourceeNB  CRITICALITY ignore EXTENSION ENB-UE-SLAP-ID              PRESENCE optional}|
    {ID id-SourceSNID                    CRITICALITY ignore EXTENSION Global-RAN-NODE-ID              PRESENCE optional}|
    {ID id-Direct-Forwarding-Path-Availability CRITICALITY ignore EXTENSION Direct-Forwarding-Path-Availability PRESENCE optional}|
    {ID id-TimeBasedHandoverInformation   CRITICALITY ignore EXTENSION TimeBasedHandoverInformation   PRESENCE optional},
    ...
}

SourceNgRanNode-ID ::= SEQUENCE {
    global-RAN-NODE-ID      Global-RAN-NODE-ID,
    selected-TAI             FiveGSTAI,
    iE-Extensions            ProtocolExtensionContainer { { SourceNgRanNode-ID-ExtIEs } } OPTIONAL,
    ...
}

```



```

SourceNgRanNode-ID-ExtIEs SLAP-PROTOCOL-EXTENSION ::= {
    ...
}

SourceRNC-ToTargetRNC-TransparentContainer ::= OCTET STRING
-- This is a dummy IE used only as a reference to the actual definition in relevant specification.

SourceNgRanNode-ToTargetNgRanNode-TransparentContainer ::= OCTET STRING
-- This is a dummy IE used only as a reference to the actual definition in relevant specification.

ServedGUMMEIs ::= SEQUENCE (SIZE (1.. maxnoofRATs)) OF ServedGUMMEIsItem

ServedGUMMEIsItem ::= SEQUENCE {
    servedPLMNs          ServedPLMNs,
    servedGroupIDs       ServedGroupIDs,
    servedMMECs          ServedMMECs,
    iE-Extensions        ProtocolExtensionContainer { {ServedGUMMEIsItem-ExtIEs} } OPTIONAL,
    ...
}

ServedGUMMEIsItem-ExtIEs SLAP-PROTOCOL-EXTENSION ::= {
    {ID id-GUMMEIType      CRITICALITY ignore  EXTENSION GUMMEIType      PRESENCE optional},
    ...
}

ServedGroupIDs ::= SEQUENCE (SIZE(1.. maxnoofGroupIDs)) OF MME-Group-ID
ServedMMECs ::= SEQUENCE (SIZE(1.. maxnoofMMECs)) OF MME-Code

ServedPLMNs ::= SEQUENCE (SIZE(1.. maxnoofPLMNsPerMME)) OF PLMNidentity

SubscriberProfileIDforRFP ::= INTEGER (1..256)

Subscription-Based-UE-DifferentiationInfo ::= SEQUENCE {
    periodicCommunicationIndicator  ENUMERATED {periodically, ondemand, ...} OPTIONAL,
    periodicTime                   INTEGER (1..3600, ...) OPTIONAL,
    scheduledCommunicationTime      ScheduledCommunicationTime OPTIONAL,
    stationaryIndication            ENUMERATED {stationary, mobile, ...} OPTIONAL,
    trafficProfile                 ENUMERATED {single-packet, dual-packets, multiple-packets, ...} OPTIONAL,
    batteryIndication              ENUMERATED {battery-powered, battery-powered-not-rechargeable-or-replaceable, not-battery-powered, ...} OPTIONAL,
    iE-Extensions                  ProtocolExtensionContainer { { Subscription-Based-UE-DifferentiationInfo-ExtIEs} } OPTIONAL,
    ...
}

Subscription-Based-UE-DifferentiationInfo-ExtIEs SLAP-PROTOCOL-EXTENSION ::= {
    ...
}

ScheduledCommunicationTime ::= SEQUENCE {
    dayOfWeek          BIT STRING (SIZE(7)) OPTIONAL,
    timeOfDayStart      INTEGER (0..86399, ...) OPTIONAL,
    timeOfDayEnd         INTEGER (0..86399, ...) OPTIONAL,
    iE-Extensions        ProtocolExtensionContainer { { ScheduledCommunicationTime-ExtIEs} } OPTIONAL,

```



```

    ...
}

ScheduledCommunicationTime-ExtIEs SLAP-PROTOCOL-EXTENSION ::= {
    ...
}

SupportedTAs ::= SEQUENCE (SIZE(1.. maxnoofTACs)) OF SupportedTAs-Item

SupportedTAs-Item ::= SEQUENCE {
    tAC                TAC,
    broadcastPLMNs     BPLMNs,
    iE-Extensions      ProtocolExtensionContainer { {SupportedTAs-Item-ExtIEs} } OPTIONAL,
    ...
}

SupportedTAs-Item-ExtIEs SLAP-PROTOCOL-EXTENSION ::= {
    -- Extension for Release 13 to transfer RAT-Type per TAC --
    {ID id-RAT-Type     CRITICALITY reject  EXTENSION RAT-Type     PRESENCE optional},
    ...
}

StratumLevel ::= INTEGER (0..3, ...)

SynchronisationStatus ::= ENUMERATED { synchronous, asynchronous, ... }

TimeSynchronisationInfo ::= SEQUENCE {
    stratumLevel        StratumLevel,
    synchronisationStatus SynchronisationStatus,
    iE-Extensions       ProtocolExtensionContainer { { TimeSynchronisationInfo-ExtIEs} } OPTIONAL,
    ...
}

TimeSynchronisationInfo-ExtIEs SLAP-PROTOCOL-EXTENSION ::= {
    -- Extension for Release 12 to transfer Muting Availability Indication --
    {ID id-Muting-Availability-Indication  CRITICALITY ignore  EXTENSION MutingAvailabilityIndication PRESENCE optional},
    ...
}

S-TMSI ::= SEQUENCE {
    mMEC      MME-Code,
    m-TMSI    M-TMSI,
    iE-Extensions      ProtocolExtensionContainer { {S-TMSI-ExtIEs} } OPTIONAL,
    ...
}

S-TMSI-ExtIEs SLAP-PROTOCOL-EXTENSION ::= {
    ...
}

-- T

TAC ::= OCTET STRING (SIZE (2))

```



```

TACList-In-LTE-NTN ::= SEQUENCE (SIZE(1..maxnoofTACsInNTN)) OF TAC

TAIBasedMDT ::= SEQUENCE {
    tAIListforMDT          TAIListforMDT,
    iE-Extensions          ProtocolExtensionContainer { {TAIBasedMDT-ExtIEs} } OPTIONAL,
    ...
}

TAIBasedMDT-ExtIEs SLAP-PROTOCOL-EXTENSION ::= {
    ...
}

TAIListforMDT ::= SEQUENCE (SIZE(1..maxnoofTAforMDT)) OF TAI

TAIListforWarning ::= SEQUENCE (SIZE(1..maxnoofTAIforWarning)) OF TAI

TAI ::= SEQUENCE {
    pLMNidentity          PLMNidentity,
    tAC                    TAC,
    iE-Extensions          ProtocolExtensionContainer { {TAI-ExtIEs} } OPTIONAL,
    ...
}

TAI-ExtIEs SLAP-PROTOCOL-EXTENSION ::= {
    ...
}

TAI-Broadcast ::= SEQUENCE (SIZE(1..maxnoofTAIforWarning)) OF TAI-Broadcast-Item

TAI-Broadcast-Item ::= SEQUENCE {
    tAI                    TAI,
    completedCellinTAI     CompletedCellinTAI,
    iE-Extensions          ProtocolExtensionContainer { {TAI-Broadcast-Item-ExtIEs} } OPTIONAL,
    ...
}

TAI-Broadcast-Item-ExtIEs SLAP-PROTOCOL-EXTENSION ::= {
    ...
}

TAI-Cancelled ::= SEQUENCE (SIZE(1..maxnoofTAIforWarning)) OF TAI-Cancelled-Item

TAI-Cancelled-Item ::= SEQUENCE {
    tAI                    TAI,
    cancelledCellinTAI     CancelledCellinTAI,
    iE-Extensions          ProtocolExtensionContainer { {TAI-Cancelled-Item-ExtIEs} } OPTIONAL,
    ...
}

TAI-Cancelled-Item-ExtIEs SLAP-PROTOCOL-EXTENSION ::= {
    ...
}

TABasedMDT ::= SEQUENCE {

```



```

    tAListforMDT      TAListforMDT,
    iE-Extensions     ProtocolExtensionContainer { {TABasedMDT-ExtIEs} } OPTIONAL,
    ...
}

TABasedMDT-ExtIEs SLAP-PROTOCOL-EXTENSION ::= {
    ...
}

TAListforMDT ::= SEQUENCE (SIZE(1..maxnoofTAforMDT)) OF TAC

TABasedQMC ::= SEQUENCE {
    tAListforQMC      TAListforQMC,
    iE-Extensions     ProtocolExtensionContainer { {TABasedQMC-ExtIEs} } OPTIONAL,
    ...
}

TABasedQMC-ExtIEs SLAP-PROTOCOL-EXTENSION ::= {
    ...
}

TAListforQMC ::= SEQUENCE (SIZE(1..maxnoofTAforQMC)) OF TAC

TAIBasedQMC ::= SEQUENCE {
    tAIListforQMC     TAIListforQMC,
    iE-Extensions     ProtocolExtensionContainer { {TAIBasedQMC-ExtIEs} } OPTIONAL,
    ...
}

TAIBasedQMC-ExtIEs SLAP-PROTOCOL-EXTENSION ::= {
    ...
}

TAIListforQMC ::= SEQUENCE (SIZE(1..maxnoofTAforQMC)) OF TAI

CompletedCellinTAI ::= SEQUENCE (SIZE(1..maxnoofCellinTAI)) OF CompletedCellinTAI-Item

CompletedCellinTAI-Item ::= SEQUENCE{
    eCGI              EUTRAN-CGI,
    iE-Extensions     ProtocolExtensionContainer { {CompletedCellinTAI-Item-ExtIEs} } OPTIONAL,
    ...
}

CompletedCellinTAI-Item-ExtIEs SLAP-PROTOCOL-EXTENSION ::= {
    ...
}

TBCD-STRING ::= OCTET STRING (SIZE (3))

TargetID ::= CHOICE {
    targeteNB-ID      TargeteNB-ID,
    targetRNC-ID      TargetRNC-ID,
    cGI               CGI,
    ...,

```



```

    targetNgRanNode-ID      TargetNgRanNode-ID
  }

TargeteNB-ID ::= SEQUENCE {
  global-ENB-ID      Global-ENB-ID,
  selected-TAI       TAI,
  iE-Extensions      ProtocolExtensionContainer { {TargeteNB-ID-ExtIEs} } OPTIONAL,
  ...
}

TargeteNB-ID-ExtIEs SLAP-PROTOCOL-EXTENSION ::= {
  ...
}

TargetRNC-ID ::= SEQUENCE {
  lAI                LAI,
  rAC                RAC          OPTIONAL,
  rNC-ID            RNC-ID,
  extendedRNC-ID    ExtendedRNC-ID  OPTIONAL,
  iE-Extensions      ProtocolExtensionContainer { {TargetRNC-ID-ExtIEs} } OPTIONAL,
  ...
}

TargetRNC-ID-ExtIEs SLAP-PROTOCOL-EXTENSION ::= {
  ...
}

TargetNgRanNode-ID ::= SEQUENCE {
  global-RAN-NODE-ID      Global-RAN-NODE-ID,
  selected-TAI            FiveGSTAI,
  iE-Extensions          ProtocolExtensionContainer { { TargetNgRanNode-ID-ExtIEs} } OPTIONAL,
  ...
}

TargetNgRanNode-ID-ExtIEs SLAP-PROTOCOL-EXTENSION ::= {
  ...
}

Global-RAN-NODE-ID ::= CHOICE {
  gNB      GNB,
  ng-eNB    NG-eNB,
  ...
}

GNB ::= SEQUENCE {
  global-gNB-ID      Global-GNB-ID,
  iE-Extensions      ProtocolExtensionContainer { {GNB-ExtIEs} } OPTIONAL,
  ...
}

GNB-ExtIEs SLAP-PROTOCOL-EXTENSION ::= {
  ...
}

```



```

Global-GNB-ID ::= SEQUENCE {
    pLMN-Identity      PLMNIdentity,
    gNB-ID             GNB-Identity,
    iE-Extensions      ProtocolExtensionContainer { { Global-GNB-ID-ExtIEs } } OPTIONAL,
    ...
}

Global-GNB-ID-ExtIEs SLAP-PROTOCOL-EXTENSION ::= {
    ...
}

GNB-Identity ::= CHOICE {
    gNB-ID            GNB-ID,
    ...
}

NG-eNB ::= SEQUENCE {
    global-ng-eNB-ID      Global-ENB-ID,
    iE-Extensions         ProtocolExtensionContainer { { NG-eNB-ExtIEs } } OPTIONAL,
    ...
}

NG-eNB-ExtIEs SLAP-PROTOCOL-EXTENSION ::= {
    ...
}

GNB-ID ::= BIT STRING (SIZE(22..32))

TargeteNB-ToSourceeNB-TransparentContainer ::= SEQUENCE {
    rRC-Container      RRC-Container,
    iE-Extensions      ProtocolExtensionContainer { {TargeteNB-ToSourceeNB-TransparentContainer-ExtIEs} } OPTIONAL,
    ...
}

TargeteNB-ToSourceeNB-TransparentContainer-ExtIEs SLAP-PROTOCOL-EXTENSION ::= {
    { ID id-DAPSResponseInfoList          CRITICALITY ignore EXTENSION DAPSResponseInfoList          PRESENCE optional }|
    { ID id-RACSIndication                 CRITICALITY ignore EXTENSION RACSIndication             PRESENCE optional }|
    { ID id-E-RABSecurityResultList        CRITICALITY ignore EXTENSION E-RABSecurityResultList        PRESENCE optional }|
    { ID id-Direct-Forwarding-Path-Availability CRITICALITY ignore EXTENSION Direct-Forwarding-Path-Availability PRESENCE optional },
    ...
}

Target-ToSource-TransparentContainer ::= OCTET STRING
-- This IE includes a transparent container from the target RAN node to the source RAN node.
-- The octets of the OCTET STRING are coded according to the specifications of the target system.

TargetRNC-ToSourceRNC-TransparentContainer ::= OCTET STRING
-- This is a dummy IE used only as a reference to the actual definition in relevant specification.

TargetBSS-ToSourceBSS-TransparentContainer ::= OCTET STRING
-- This is a dummy IE used only as a reference to the actual definition in relevant specification.

TargetNgRanNode-ToSourceNgRanNode-TransparentContainer ::= OCTET STRING

```



-- This is a dummy IE used only as a reference to the actual definition in relevant specification.

```

M1ThresholdEventA2 ::= SEQUENCE {
    measurementThreshold      MeasurementThresholdA2,
    iE-Extensions             ProtocolExtensionContainer { { M1ThresholdEventA2-ExtIEs} } OPTIONAL,
    ...
}

M1ThresholdEventA2-ExtIEs SLAP-PROTOCOL-EXTENSION ::= {
    ...
}

Threshold-RSRP ::= INTEGER(0..97)

Threshold-RSRQ ::= INTEGER(0..34)

TimeBasedHandoverInformation ::= SEQUENCE {
    hOWindowStart             HandoverWindowStart,
    hOWindowDuration           HandoverWindowDuration,
    iE-Extensions             ProtocolExtensionContainer { {TimeBasedHandoverInformation-ExtIEs} } OPTIONAL,
    ...
}

TimeBasedHandoverInformation-ExtIEs SLAP-PROTOCOL-EXTENSION ::= {
    ...
}

HandoverWindowStart ::= INTEGER (0.. 1048575)

HandoverWindowDuration ::= INTEGER (1..6000)

TimeToTrigger ::= ENUMERATED {ms0, ms40, ms64, ms80, ms100, ms128, ms160, ms256, ms320, ms480, ms512, ms640, ms1024, ms1280, ms2560, ms5120}

TimeToWait ::= ENUMERATED {v1s, v2s, v5s, v10s, v20s, v60s, ...}

Time-UE-StayedInCell ::= INTEGER (0..4095)

Time-UE-StayedInCell-EnhancedGranularity ::= INTEGER (0..40950)

TimeSinceSecondaryNodeRelease ::= OCTET STRING (SIZE(4))

TransportInformation ::= SEQUENCE {
    transportLayerAddress      TransportLayerAddress,
    uL-GTP-TEID                GTP-TEID,
    ...
}

TransportLayerAddress ::= BIT STRING (SIZE(1..160, ...))

TraceActivation ::= SEQUENCE {
    e-UTRAN-Trace-ID           E-UTRAN-Trace-ID,
    interfacesToTrace           InterfacesToTrace,
    traceDepth                  TraceDepth,
    traceCollectionEntityIPAddress TransportLayerAddress,

```



```

    iE-Extensions          ProtocolExtensionContainer { { TraceActivation-ExtIEs } } OPTIONAL,
    ...
}

TraceActivation-ExtIEs SLAP-PROTOCOL-EXTENSION ::= {
-- Extension for Rel-10 to support MDT --
  { ID id-MDTConfiguration    CRITICALITY ignore  EXTENSION MDT-Configuration    PRESENCE optional }|
-- Extension for Rel-15 to support QMC --
  { ID id-UEAppLayerMeasConfig    CRITICALITY ignore  EXTENSION UEAppLayerMeasConfig    PRESENCE optional }|
  { ID id-MDTConfigurationNR      CRITICALITY ignore  EXTENSION MDT-ConfigurationNR      PRESENCE optional }|
  { ID id-TraceCollectionEntityURI CRITICALITY ignore  EXTENSION URI-Address          PRESENCE optional },
  ...
}

TraceDepth ::= ENUMERATED {
  minimum,
  medium,
  maximum,
  minimumWithoutVendorSpecificExtension,
  mediumWithoutVendorSpecificExtension,
  maximumWithoutVendorSpecificExtension,
  ...
}

E-UTRAN-Trace-ID ::= OCTET STRING (SIZE (8))

TrafficLoadReductionIndication ::= INTEGER (1..99)

TunnelInformation ::= SEQUENCE {
  transportLayerAddress  TransportLayerAddress,
  uDP-Port-Number        Port-Number          OPTIONAL,
  iE-Extensions          ProtocolExtensionContainer { {Tunnel-Information-ExtIEs} } OPTIONAL,
  ...
}

Tunnel-Information-ExtIEs SLAP-PROTOCOL-EXTENSION ::= {
  ...
}

TypeOfError ::= ENUMERATED {
  not-understood,
  missing,
  ...
}

TAIListForRestart ::= SEQUENCE (SIZE(1..maxnoofRestartTAIs)) OF TAI

-- U

UEAggregateMaximumBitrate ::= SEQUENCE {
  uEaggregateMaximumBitrateDL  BitRate,
  uEaggregateMaximumBitrateUL  BitRate,
  iE-Extensions                ProtocolExtensionContainer { {UEAggregate-MaximumBitrates-ExtIEs} } OPTIONAL,
  ...
}

```



```

}

UEAggregate-MaximumBitrates-ExtIEs SLAP-PROTOCOL-EXTENSION ::= {
-- Extension for maximum bitrate > 10G bps --
  { ID id-extended-uEAggregateMaximumBitRateDL      CRITICALITY ignore  EXTENSION ExtendedBitRate PRESENCE optional}|
  { ID id-extended-uEAggregateMaximumBitRateUL      CRITICALITY ignore  EXTENSION ExtendedBitRate PRESENCE optional},
  ...
}

UEAppLayerMeasConfig ::= SEQUENCE {
  containerForAppLayerMeasConfig      OCTET STRING (SIZE(1..1000)),
  areaScopeOfQMC                      AreaScopeOfQMC,
  iE-Extensions                      ProtocolExtensionContainer { {UEAppLayerMeasConfig-ExtIEs} } OPTIONAL,
  ...
}

UEAppLayerMeasConfig-ExtIEs SLAP-PROTOCOL-EXTENSION ::= {
  {ID id-serviceType CRITICALITY ignore EXTENSION ServiceType PRESENCE optional},
  ...
}

UECapabilityInfoRequest ::= ENUMERATED {
  requested,
  ...
}

UERetentionInformation ::= ENUMERATED {
  ues-retained,
  ...
}

UE-SlAP-IDs ::= CHOICE{
  uE-SlAP-ID-pair      UE-SlAP-ID-pair,
  mME-UE-SlAP-ID       MME-UE-SlAP-ID,
  ...
}

UE-SlAP-ID-pair ::= SEQUENCE{
  mME-UE-SlAP-ID      MME-UE-SlAP-ID,
  eNB-UE-SlAP-ID      ENB-UE-SlAP-ID,
  iE-Extensions       ProtocolExtensionContainer { {UE-SlAP-ID-pair-ExtIEs} } OPTIONAL,
  ...
}

UE-SlAP-ID-pair-ExtIEs SLAP-PROTOCOL-EXTENSION ::= {
  ...
}

UE-associatedLogicalS1-ConnectionItem ::= SEQUENCE {
  mME-UE-SlAP-ID      MME-UE-SlAP-ID OPTIONAL,
  eNB-UE-SlAP-ID      ENB-UE-SlAP-ID OPTIONAL,
  iE-Extensions       ProtocolExtensionContainer { { UE-associatedLogicalS1-ConnectionItemExtIEs} } OPTIONAL,
  ...
}

```



```
UE-associatedLogicalS1-ConnectionItemExtIEs SLAP-PROTOCOL-EXTENSION ::= {
    ...
}

UEIdentityIndexValue ::= BIT STRING (SIZE (10))

UE-HistoryInformation ::= SEQUENCE (SIZE(1..maxnoofCellsInUEHistoryInfo)) OF LastVisitedCell-Item

UE-HistoryInformationFromTheUE ::= OCTET STRING

UEPagingID ::= CHOICE {
    s-TMSI      S-TMSI,
    iMSI        IMSI,
    ...
}

UERadioCapability ::= OCTET STRING

UERadioCapabilityForPaging ::= OCTET STRING

UERadioCapabilityID ::= OCTET STRING

UE-RLF-Report-Container ::= OCTET STRING

UE-RLF-Report-Container-for-extended-bands ::= OCTET STRING

UESecurityCapabilities ::= SEQUENCE {
    encryptionAlgorithms      EncryptionAlgorithms,
    integrityProtectionAlgorithms IntegrityProtectionAlgorithms,
    iE-Extensions              ProtocolExtensionContainer { { UESecurityCapabilities-ExtIEs} } OPTIONAL,
    ...
}

UESecurityCapabilities-ExtIEs SLAP-PROTOCOL-EXTENSION ::= {
    ...
}

UESidelinkAggregateMaximumBitrate ::= SEQUENCE {
    uESidelinkAggregateMaximumBitRate      BitRate,
    iE-Extensions                          ProtocolExtensionContainer { {UE-Sidelink-Aggregate-MaximumBitrates-ExtIEs} } OPTIONAL,
    ...
}

UE-Sidelink-Aggregate-MaximumBitrates-ExtIEs SLAP-PROTOCOL-EXTENSION ::= {
    ...
}

UE-Usage-Type ::= INTEGER (0..255)

UL-CP-SecurityInformation ::= SEQUENCE {
    ul-NAS-MAC      UL-NAS-MAC,
    ul-NAS-Count    UL-NAS-Count,
    iE-Extensions   ProtocolExtensionContainer { { UL-CP-SecurityInformation-ExtIEs} } OPTIONAL,
```



```
}
...
}

UL-CP-SecurityInformation-ExtIEs SLAP-PROTOCOL-EXTENSION ::= {
    ...
}

UL-NAS-MAC ::= BIT STRING (SIZE (16))

UL-NAS-Count ::= BIT STRING (SIZE (5))

UnlicensedSpectrumRestriction ::= ENUMERATED {
    unlicensed-restricted,
    ...
}

URI-Address ::= VisibleString

UserLocationInformation ::= SEQUENCE {
    eutran-cgi          EUTRAN-CGI,
    tai                TAI,
    iE-Extensions      ProtocolExtensionContainer { { UserLocationInformation-ExtIEs} }    OPTIONAL,
    ...
}

UserLocationInformation-ExtIEs SLAP-PROTOCOL-EXTENSION ::= {
    { ID id-PSCellInformation          CRITICALITY ignore  EXTENSION PSCellInformation          PRESENCE optional}|
    { ID id-LTE-NTN-TAI-Information    CRITICALITY ignore  EXTENSION LTE-NTN-TAI-Information PRESENCE optional},
    ...
}

UEUserPlaneCIoTSupportIndicator ::= ENUMERATED {
    supported,
    ...
}

UE-Application-Layer-Measurement-Capability ::= BIT STRING (SIZE (8))

-- First bit: QoE Measurement for streaming service
-- Second bit: QoE Measurement for MTSI service

-- Note that undefined bits are considered as a spare bit and spare bits shall be set to 0 by the transmitter and shall be ignored by the receiver.

-- V

VoiceSupportMatchIndicator ::= ENUMERATED {
    supported,
    not-supported,
    ...
}

V2XServicesAuthorized ::= SEQUENCE {
    vehicleUE          VehicleUE
    ...
    OPTIONAL,
}
```



```

        pedestrianUE      PedestrianUE      OPTIONAL,
        iE-Extensions     ProtocolExtensionContainer { {V2XServicesAuthorized-ExtIEs} } OPTIONAL,
        ...
    }

V2XServicesAuthorized-ExtIEs SLAP-PROTOCOL-EXTENSION ::= {
    ...
}

VehicleUE ::= ENUMERATED {
    authorized,
    not-authorized,
    ...
}

PedestrianUE ::= ENUMERATED {
    authorized,
    not-authorized,
    ...
}

-- W

WarningAreaCoordinates ::= OCTET STRING (SIZE(1..1024))

WarningAreaList ::= CHOICE {
    cellIDList          ECGIList,
    trackingAreaListforWarning TAIListforWarning,
    emergencyAreaIDList EmergencyAreaIDList,
    ...
}

WarningType ::= OCTET STRING (SIZE (2))

WarningSecurityInfo ::= OCTET STRING (SIZE (50))

WarningMessageContents ::= OCTET STRING (SIZE(1..9600))

WLANMeasurementConfiguration ::= SEQUENCE {
    wlanMeasConfig          WLANMeasConfig,
    wlanMeasConfigNameList  WLANMeasConfigNameList OPTIONAL,
    wlan-rssi               ENUMERATED {true, ...} OPTIONAL,
    wlan-rtt                ENUMERATED {true, ...} OPTIONAL,
    iE-Extensions           ProtocolExtensionContainer { { WLANMeasurementConfiguration-ExtIEs } } OPTIONAL,
    ...
}

WLANMeasurementConfiguration-ExtIEs SLAP-PROTOCOL-EXTENSION ::= {
    ...
}

WLANMeasConfigNameList ::= SEQUENCE (SIZE(1..maxnoofWLANName)) OF WLANName

```



```

WLANMeasConfig ::= ENUMERATED {setup,...}

WLANName ::= OCTET STRING (SIZE (1..32))

WUS-Assistance-Information ::= SEQUENCE {
    pagingProbabilityInformation      PagingProbabilityInformation,
    iE-Extensions                    ProtocolExtensionContainer { { WUS-Assistance-Information-ExtIEs } } OPTIONAL,
    ...
}

WUS-Assistance-Information-ExtIEs SLAP-PROTOCOL-EXTENSION ::= {
    ...
}

-- X

X2TNLConfigurationInfo ::= SEQUENCE {
    eNBX2TransportLayerAddresses      ENBX2TLAs,
    iE-Extensions                    ProtocolExtensionContainer { { X2TNLConfigurationInfo-ExtIEs } } OPTIONAL,
    ...
}

X2TNLConfigurationInfo-ExtIEs SLAP-PROTOCOL-EXTENSION ::= {
-- Extension for Release 10 to transfer the IPsec and U-plane addresses during ANR action --
    {ID id-eNBX2ExtendedTransportLayerAddresses      CRITICALITY ignore  EXTENSION ENBX2ExtTLAs  PRESENCE optional}|
-- Extension for Release 12 to transfer the IP addresses of the X2 GW --
    {ID id-eNBIndirectX2TransportLayerAddresses CRITICALITY ignore  EXTENSION ENBIndirectX2TransportLayerAddresses PRESENCE optional},
    ...
}

ENBX2ExtTLAs ::= SEQUENCE (SIZE(1.. maxnoofeNBX2ExtTLAs)) OF ENBX2ExtTLA

ENBX2ExtTLA ::= SEQUENCE {
    iPsecTLA                TransportLayerAddress      OPTIONAL,
    gTPTLAa                  ENBX2GTPTLAs              OPTIONAL,
    iE-Extensions            ProtocolExtensionContainer { { ENBX2ExtTLA-ExtIEs } } OPTIONAL,
    ...
}

ENBX2ExtTLA-ExtIEs SLAP-PROTOCOL-EXTENSION ::= {
    ...
}

ENBX2GTPTLAs ::= SEQUENCE (SIZE(1.. maxnoofeNBX2GTPTLAs)) OF TransportLayerAddress

ENBIndirectX2TransportLayerAddresses ::= SEQUENCE (SIZE(1..maxnoofeNBX2TLAs)) OF TransportLayerAddress

-- Y
-- Z

END
-- ASN1STOP

```







## 9.3.5 Common Definitions

```
-- ASN1START
-- *****
--
-- Common definitions
--
-- *****

SlAP-CommonDataTypes {
itu-t (0) identified-organization (4) etsi (0) mobileDomain (0)
eps-Access (21) modules (3) slap (1) version1 (1) slap-CommonDataTypes (3) }

DEFINITIONS AUTOMATIC TAGS ::=

BEGIN

Criticality      ::= ENUMERATED { reject, ignore, notify }

Presence         ::= ENUMERATED { optional, conditional, mandatory }

PrivateIE-ID     ::= CHOICE {
    local          INTEGER (0..65535),
    global         OBJECT IDENTIFIER
}

ProcedureCode    ::= INTEGER (0..255)

ProtocolExtensionID ::= INTEGER (0..65535)

ProtocolIE-ID    ::= INTEGER (0..65535)

TriggeringMessage ::= ENUMERATED { initiating-message, successful-outcome, unsuccessful-outcome }

END
-- ASN1STOP
```

## 9.3.6 Constant Definitions

```
-- ASN1START
-- *****
--
-- Constant definitions
--
-- *****

SlAP-Constants {
itu-t (0) identified-organization (4) etsi (0) mobileDomain (0)
eps-Access (21) modules (3) slap (1) version1 (1) slap-Constants (4) }

DEFINITIONS AUTOMATIC TAGS ::=
```



```
BEGIN

-- *****
--
-- IE parameter types from other modules.
--
-- *****

IMPORTS
    ProcedureCode,
    ProtocolIE-ID

FROM SlAP-CommonDataTypes;

-- *****
--
-- Elementary Procedures
--
-- *****

id-HandoverPreparation                ProcedureCode ::= 0
id-HandoverResourceAllocation         ProcedureCode ::= 1
id-HandoverNotification               ProcedureCode ::= 2
id-PathSwitchRequest                 ProcedureCode ::= 3
id-HandoverCancel                     ProcedureCode ::= 4
id-E-RABSetup                         ProcedureCode ::= 5
id-E-RABModify                       ProcedureCode ::= 6
id-E-RABRelease                       ProcedureCode ::= 7
id-E-RABReleaseIndication              ProcedureCode ::= 8
id-InitialContextSetup                ProcedureCode ::= 9
id-Paging                            ProcedureCode ::= 10
id-downlinkNASTransport                ProcedureCode ::= 11
id-initialUEMessage                   ProcedureCode ::= 12
id-uplinkNASTransport                 ProcedureCode ::= 13
id-Reset                             ProcedureCode ::= 14
id-ErrorIndication                    ProcedureCode ::= 15
id-NASNonDeliveryIndication            ProcedureCode ::= 16
id-SlSetup                            ProcedureCode ::= 17
id-UEContextReleaseRequest             ProcedureCode ::= 18
id-DownlinkSlcdma2000tunnelling        ProcedureCode ::= 19
id-UplinkSlcdma2000tunnelling          ProcedureCode ::= 20
id-UEContextModification               ProcedureCode ::= 21
id-UECapabilityInfoIndication          ProcedureCode ::= 22
id-UEContextRelease                   ProcedureCode ::= 23
id-eNBStatusTransfer                  ProcedureCode ::= 24
id-MMEStatusTransfer                  ProcedureCode ::= 25
id-DeactivateTrace                     ProcedureCode ::= 26
id-TraceStart                          ProcedureCode ::= 27
id-TraceFailureIndication              ProcedureCode ::= 28
id-ENBConfigurationUpdate              ProcedureCode ::= 29
id-MMEConfigurationUpdate              ProcedureCode ::= 30
id-LocationReportingControl            ProcedureCode ::= 31
```



```

id-LocationReportingFailureIndication      ProcedureCode ::= 32
id-LocationReport                          ProcedureCode ::= 33
id-OverloadStart                           ProcedureCode ::= 34
id-OverloadStop                            ProcedureCode ::= 35
id-WriteReplaceWarning                     ProcedureCode ::= 36
id-eNBDirectInformationTransfer             ProcedureCode ::= 37
id-MMEDirectInformationTransfer             ProcedureCode ::= 38
id-PrivateMessage                          ProcedureCode ::= 39
id-eNBConfigurationTransfer                ProcedureCode ::= 40
id-MMEConfigurationTransfer                ProcedureCode ::= 41
id-CellTrafficTrace                        ProcedureCode ::= 42
id-Kill                                    ProcedureCode ::= 43
id-downlinkUEAssociatedLPPaTransport        ProcedureCode ::= 44
id-uplinkUEAssociatedLPPaTransport          ProcedureCode ::= 45
id-downlinkNonUEAssociatedLPPaTransport     ProcedureCode ::= 46
id-uplinkNonUEAssociatedLPPaTransport       ProcedureCode ::= 47
id-UERadioCapabilityMatch                  ProcedureCode ::= 48
id-PWSRestartIndication                    ProcedureCode ::= 49
id-E-RABModificationIndication             ProcedureCode ::= 50
id-PWSFailureIndication                    ProcedureCode ::= 51
id-RerouteNASRequest                       ProcedureCode ::= 52
id-UEContextModificationIndication         ProcedureCode ::= 53
id-ConnectionEstablishmentIndication       ProcedureCode ::= 54
id-UEContextSuspend                       ProcedureCode ::= 55
id-UEContextResume                         ProcedureCode ::= 56
id-NASDeliveryIndication                   ProcedureCode ::= 57
id-RetrieveUEInformation                   ProcedureCode ::= 58
id-UEInformationTransfer                   ProcedureCode ::= 59
id-eNBCPRelocationIndication               ProcedureCode ::= 60
id-MMECPRelocationIndication               ProcedureCode ::= 61
id-SecondaryRATDataUsageReport             ProcedureCode ::= 62
id-UERadioCapabilityIDMapping              ProcedureCode ::= 63
id-HandoverSuccess                         ProcedureCode ::= 64
id-eNBEarlyStatusTransfer                  ProcedureCode ::= 65
id-MMEEarlyStatusTransfer                  ProcedureCode ::= 66

-- *****
--
-- Extension constants
--
-- *****

maxPrivateIEs                             INTEGER ::= 65535
maxProtocolExtensions                      INTEGER ::= 65535
maxProtocolIEs                             INTEGER ::= 65535
-- *****
--
-- Lists
--
-- *****

maxnoofCSGs                               INTEGER ::= 256
maxnoofE-RABs                             INTEGER ::= 256
maxnoofTAIs                               INTEGER ::= 256

```



|   |                     |
|---|---------------------|
| maxnoofTACs                                 | INTEGER ::= 256     |
| maxnoofErrors                               | INTEGER ::= 256     |
| maxnoofBPLMNs                               | INTEGER ::= 6       |
| maxnoofPLMNsPerMME                          | INTEGER ::= 32      |
| maxnoofEPLMNs                               | INTEGER ::= 15      |
| maxnoofEPLMNsPlusOne                        | INTEGER ::= 16      |
| maxnoofForbLACs                             | INTEGER ::= 4096    |
| maxnoofForbTACs                             | INTEGER ::= 4096    |
| maxnoofIndividualS1ConnectionsToReset       | INTEGER ::= 256     |
| maxnoofCellsInUEHistoryInfo                 | INTEGER ::= 16      |
| maxnoofCellsInENB                           | INTEGER ::= 256     |
| maxnoofTAForWarning                         | INTEGER ::= 65535   |
| maxnoofCellID                               | INTEGER ::= 65535   |
| maxnoofDCNs                                 | INTEGER ::= 32      |
| maxnoofEmergencyAreaID                      | INTEGER ::= 65535   |
| maxnoofCellInTAI                            | INTEGER ::= 65535   |
| maxnoofCellInEAI                            | INTEGER ::= 65535   |
| maxnoofENBX2TLAs                            | INTEGER ::= 2       |
| maxnoofENBX2ExtTLAs                         | INTEGER ::= 16      |
| maxnoofENBX2GTPTLAs                         | INTEGER ::= 16      |
| maxnoofRATs                                 | INTEGER ::= 8       |
| maxnoofGroupIDs                             | INTEGER ::= 65535   |
| maxnoofMMECs                                | INTEGER ::= 256     |
| maxnoofCellIDforMDT                         | INTEGER ::= 32      |
| maxnoofTAforMDT                             | INTEGER ::= 8       |
| maxnoofMDTPLMNs                             | INTEGER ::= 16      |
| maxnoofCellsforRestart                      | INTEGER ::= 256     |
| maxnoofRestartTAIs                          | INTEGER ::= 2048    |
| maxnoofRestartEmergencyAreaIDs              | INTEGER ::= 256     |
| maxEARFCN                                   | INTEGER ::= 262143  |
| maxnoofMBSFNAreaMDT                         | INTEGER ::= 8       |
| maxnoofRecommendedCells                     | INTEGER ::= 16      |
| maxnoofRecommendedENBs                      | INTEGER ::= 16      |
| maxnooftimeperiods                          | INTEGER ::= 2       |
| maxnoofCellIDforQMC                         | INTEGER ::= 32      |
| maxnoofTAforQMC                             | INTEGER ::= 8       |
| maxnoofPLMNforQMC                           | INTEGER ::= 16      |
| maxnoofBluetoothName                        | INTEGER ::= 4       |
| maxnoofWLANName                             | INTEGER ::= 4       |
| maxnoofConnectedengNBs                      | INTEGER ::= 256     |
| maxnoofPC5QoSFlows                          | INTEGER ::= 2048    |
| maxnooffrequencies                          | INTEGER ::= 64      |
| maxNARFCN                                   | INTEGER ::= 3279165 |
| maxRS-IndexCellQual                         | INTEGER ::= 16      |
| maxnoofPSCellsPerPrimaryCellInUEHistoryInfo | INTEGER ::= 8       |
| maxnoofTACsInNTN                            | INTEGER ::= 12      |
| maxnoofSensorName                           | INTEGER ::= 3       |

```
-- *****  
--  
-- IEs  
--  
-- *****
```



|                                      |                      |
|--------------------------------------|----------------------|
| id-MME-UE-SlAP-ID                    | ProtocolIE-ID ::= 0  |
| id-HandoverType                      | ProtocolIE-ID ::= 1  |
| id-Cause                             | ProtocolIE-ID ::= 2  |
| id-SourceID                          | ProtocolIE-ID ::= 3  |
| id-TargetID                          | ProtocolIE-ID ::= 4  |
| id-eNB-UE-SlAP-ID                    | ProtocolIE-ID ::= 8  |
| id-E-RABSubjecttoDataForwardingList  | ProtocolIE-ID ::= 12 |
| id-E-RABtoReleaseListHOCmd           | ProtocolIE-ID ::= 13 |
| id-E-RABDataForwardingItem           | ProtocolIE-ID ::= 14 |
| id-E-RABReleaseItemBearerRelComp     | ProtocolIE-ID ::= 15 |
| id-E-RABToBeSetupListBearerSReq      | ProtocolIE-ID ::= 16 |
| id-E-RABToBeSetupItemBearerSReq      | ProtocolIE-ID ::= 17 |
| id-E-RABAdmittedList                 | ProtocolIE-ID ::= 18 |
| id-E-RABFailedToSetupListHOREqAck    | ProtocolIE-ID ::= 19 |
| id-E-RABAdmittedItem                 | ProtocolIE-ID ::= 20 |
| id-E-RABFailedtoSetupItemHOREqAck    | ProtocolIE-ID ::= 21 |
| id-E-RABToBeSwitchedDLList           | ProtocolIE-ID ::= 22 |
| id-E-RABToBeSwitchedDLItem           | ProtocolIE-ID ::= 23 |
| id-E-RABToBeSetupListCtxtSReq        | ProtocolIE-ID ::= 24 |
| id-TraceActivation                   | ProtocolIE-ID ::= 25 |
| id-NAS-PDU                           | ProtocolIE-ID ::= 26 |
| id-E-RABToBeSetupItemHOREq           | ProtocolIE-ID ::= 27 |
| id-E-RABSetupListBearerSRes          | ProtocolIE-ID ::= 28 |
| id-E-RABFailedToSetupListBearerSRes  | ProtocolIE-ID ::= 29 |
| id-E-RABToBeModifiedListBearerModReq | ProtocolIE-ID ::= 30 |
| id-E-RABModifyListBearerModRes       | ProtocolIE-ID ::= 31 |
| id-E-RABFailedToModifyList           | ProtocolIE-ID ::= 32 |
| id-E-RABToBeReleasedList             | ProtocolIE-ID ::= 33 |
| id-E-RABFailedToReleaseList          | ProtocolIE-ID ::= 34 |
| id-E-RABItem                         | ProtocolIE-ID ::= 35 |
| id-E-RABToBeModifiedItemBearerModReq | ProtocolIE-ID ::= 36 |
| id-E-RABModifyItemBearerModRes       | ProtocolIE-ID ::= 37 |
| id-E-RABReleaseItem                  | ProtocolIE-ID ::= 38 |
| id-E-RABSetupItemBearerSRes          | ProtocolIE-ID ::= 39 |
| id-SecurityContext                   | ProtocolIE-ID ::= 40 |
| id-HandoverRestrictionList           | ProtocolIE-ID ::= 41 |
| id-UEPagingID                        | ProtocolIE-ID ::= 43 |
| id-pagingDRX                         | ProtocolIE-ID ::= 44 |
| id-TAIList                           | ProtocolIE-ID ::= 46 |
| id-TAIItem                           | ProtocolIE-ID ::= 47 |
| id-E-RABFailedToSetupListCtxtSRes    | ProtocolIE-ID ::= 48 |
| id-E-RABReleaseItemHOCmd             | ProtocolIE-ID ::= 49 |
| id-E-RABSetupItemCtxtSRes            | ProtocolIE-ID ::= 50 |
| id-E-RABSetupListCtxtSRes            | ProtocolIE-ID ::= 51 |
| id-E-RABToBeSetupItemCtxtSReq        | ProtocolIE-ID ::= 52 |
| id-E-RABToBeSetupListHOREq           | ProtocolIE-ID ::= 53 |
| id-GERANToLTEHOInformationRes        | ProtocolIE-ID ::= 55 |
| id-UTRANToLTEHOInformationRes        | ProtocolIE-ID ::= 57 |
| id-CriticalityDiagnostics            | ProtocolIE-ID ::= 58 |
| id-Global-eNB-ID                     | ProtocolIE-ID ::= 59 |
| id-eNBname                           | ProtocolIE-ID ::= 60 |
| id-MMENAME                           | ProtocolIE-ID ::= 61 |
| id-ServedPLMNs                       | ProtocolIE-ID ::= 63 |



|  |                       |
|--|-----------------------|
| id-SupportedTAs                                | ProtocolIE-ID ::= 64  |
| id-TimeToWait                                  | ProtocolIE-ID ::= 65  |
| id-uEaggregateMaximumBitrate                   | ProtocolIE-ID ::= 66  |
| id-TAI   | ProtocolIE-ID ::= 67  |
| id-E-RABReleaseListBearerRelComp               | ProtocolIE-ID ::= 69  |
| id-cdma2000PDU                                 | ProtocolIE-ID ::= 70  |
| id-cdma2000RATType                             | ProtocolIE-ID ::= 71  |
| id-cdma2000SectorID                            | ProtocolIE-ID ::= 72  |
| id-SecurityKey                                 | ProtocolIE-ID ::= 73  |
| id-UERadioCapability                           | ProtocolIE-ID ::= 74  |
| id-GUMMEI-ID                                   | ProtocolIE-ID ::= 75  |
| id-E-RABInformationListItem                    | ProtocolIE-ID ::= 78  |
| id-Direct-Forwarding-Path-Availability         | ProtocolIE-ID ::= 79  |
| id-UEIdentityIndexValue                        | ProtocolIE-ID ::= 80  |
| id-cdma2000HStatus                             | ProtocolIE-ID ::= 83  |
| id-cdma2000HOREquiredIndication                | ProtocolIE-ID ::= 84  |
| id-E-UTRAN-Trace-ID                            | ProtocolIE-ID ::= 86  |
| id-RelativeMMECapacity                         | ProtocolIE-ID ::= 87  |
| id-SourceMME-UE-SlAP-ID                        | ProtocolIE-ID ::= 88  |
| id-Bearers-SubjectToStatusTransfer-Item        | ProtocolIE-ID ::= 89  |
| id-eNB-StatusTransfer-TransparentContainer     | ProtocolIE-ID ::= 90  |
| id-UE-associatedLogicalSI-ConnectionItem       | ProtocolIE-ID ::= 91  |
| id-ResetType                                   | ProtocolIE-ID ::= 92  |
| id-UE-associatedLogicalSI-ConnectionListResAck | ProtocolIE-ID ::= 93  |
| id-E-RABToBeSwitchedULItem                     | ProtocolIE-ID ::= 94  |
| id-E-RABToBeSwitchedULList                     | ProtocolIE-ID ::= 95  |
| id-S-TMSI                                      | ProtocolIE-ID ::= 96  |
| id-cdma2000OneX RAND                           | ProtocolIE-ID ::= 97  |
| id-RequestType                                 | ProtocolIE-ID ::= 98  |
| id-UE-SlAP-IDs                                 | ProtocolIE-ID ::= 99  |
| id-EUTRAN-CGI                                  | ProtocolIE-ID ::= 100 |
| id-OverloadResponse                            | ProtocolIE-ID ::= 101 |
| id-cdma2000OneXSRVCCInfo                       | ProtocolIE-ID ::= 102 |
| id-E-RABFailedToBeReleasedList                 | ProtocolIE-ID ::= 103 |
| id-Source-ToTarget-TransparentContainer        | ProtocolIE-ID ::= 104 |
| id-ServedGUMMEIs                               | ProtocolIE-ID ::= 105 |
| id-SubscriberProfileIDforRFP                   | ProtocolIE-ID ::= 106 |
| id-UESecurityCapabilities                      | ProtocolIE-ID ::= 107 |
| id-CSFallbackIndicator                         | ProtocolIE-ID ::= 108 |
| id-CNDomain                                    | ProtocolIE-ID ::= 109 |
| id-E-RABReleasedList                           | ProtocolIE-ID ::= 110 |
| id-MessageIdentifier                           | ProtocolIE-ID ::= 111 |
| id-SerialNumber                                | ProtocolIE-ID ::= 112 |
| id-WarningAreaList                             | ProtocolIE-ID ::= 113 |
| id-RepetitionPeriod                            | ProtocolIE-ID ::= 114 |
| id-NumberOfBroadcastRequest                    | ProtocolIE-ID ::= 115 |
| id-WarningType                                 | ProtocolIE-ID ::= 116 |
| id-WarningSecurityInfo                         | ProtocolIE-ID ::= 117 |
| id-DataCodingScheme                            | ProtocolIE-ID ::= 118 |
| id-WarningMessageContents                      | ProtocolIE-ID ::= 119 |
| id-BroadcastCompletedAreaList                  | ProtocolIE-ID ::= 120 |
| id-Inter-SystemInformationTransferTypeEDT      | ProtocolIE-ID ::= 121 |
| id-Inter-SystemInformationTransferTypeMDT      | ProtocolIE-ID ::= 122 |
| id-Target-ToSource-TransparentContainer        | ProtocolIE-ID ::= 123 |



|   |                       |
|---|-----------------------|
| id-SRVCCOperationPossible                         | ProtocolIE-ID ::= 124 |
| id-SRVCCCHOIndication                             | ProtocolIE-ID ::= 125 |
| id-NAS-DownlinkCount                              | ProtocolIE-ID ::= 126 |
| id-CSG-Id   | ProtocolIE-ID ::= 127 |
| id-CSG-IdList                                     | ProtocolIE-ID ::= 128 |
| id-SONConfigurationTransferECT                    | ProtocolIE-ID ::= 129 |
| id-SONConfigurationTransferMCT                    | ProtocolIE-ID ::= 130 |
| id-TraceCollectionEntityIPAddress                 | ProtocolIE-ID ::= 131 |
| id-MSClassmark2                                   | ProtocolIE-ID ::= 132 |
| id-MSClassmark3                                   | ProtocolIE-ID ::= 133 |
| id-RRC-Establishment-Cause                        | ProtocolIE-ID ::= 134 |
| id-NASSecurityParametersfromE-UTRAN               | ProtocolIE-ID ::= 135 |
| id-NASSecurityParameterstoE-UTRAN                 | ProtocolIE-ID ::= 136 |
| id-DefaultPagingDRX                               | ProtocolIE-ID ::= 137 |
| id-Source-ToTarget-TransparentContainer-Secondary | ProtocolIE-ID ::= 138 |
| id-Target-ToSource-TransparentContainer-Secondary | ProtocolIE-ID ::= 139 |
| id-EUTRANRoundTripDelayEstimationInfo             | ProtocolIE-ID ::= 140 |
| id-BroadcastCancelledAreaList                     | ProtocolIE-ID ::= 141 |
| id-ConcurrentWarningMessageIndicator              | ProtocolIE-ID ::= 142 |
| id-Data-Forwarding-Not-Possible                   | ProtocolIE-ID ::= 143 |
| id-ExtendedRepetitionPeriod                       | ProtocolIE-ID ::= 144 |
| id-CellAccessMode                                 | ProtocolIE-ID ::= 145 |
| id-CSGMembershipStatus                            | ProtocolIE-ID ::= 146 |
| id-LPPa-PDU                                       | ProtocolIE-ID ::= 147 |
| id-Routing-ID                                     | ProtocolIE-ID ::= 148 |
| id-Time-Synchronisation-Info                      | ProtocolIE-ID ::= 149 |
| id-PS-ServiceNotAvailable                         | ProtocolIE-ID ::= 150 |
| id-PagingPriority                                 | ProtocolIE-ID ::= 151 |
| id-x2TNLConfigurationInfo                         | ProtocolIE-ID ::= 152 |
| id-eNBX2ExtendedTransportLayerAddresses           | ProtocolIE-ID ::= 153 |
| id-GUMMEIList                                     | ProtocolIE-ID ::= 154 |
| id-GW-TransportLayerAddress                       | ProtocolIE-ID ::= 155 |
| id-Correlation-ID                                 | ProtocolIE-ID ::= 156 |
| id-SourceMME-GUMMEI                               | ProtocolIE-ID ::= 157 |
| id-MME-UE-SlAP-ID-2                               | ProtocolIE-ID ::= 158 |
| id-RegisteredLAI                                  | ProtocolIE-ID ::= 159 |
| id-RelayNode-Indicator                            | ProtocolIE-ID ::= 160 |
| id-TrafficLoadReductionIndication                 | ProtocolIE-ID ::= 161 |
| id-MDTConfiguration                               | ProtocolIE-ID ::= 162 |
| id-MMERelaySupportIndicator                       | ProtocolIE-ID ::= 163 |
| id-GWContextReleaseIndication                     | ProtocolIE-ID ::= 164 |
| id-ManagementBasedMDTAllowed                      | ProtocolIE-ID ::= 165 |
| id-PrivacyIndicator                               | ProtocolIE-ID ::= 166 |
| id-Time-UE-StayedInCell-EnhancedGranularity       | ProtocolIE-ID ::= 167 |
| id-HO-Cause                                       | ProtocolIE-ID ::= 168 |
| id-VoiceSupportMatchIndicator                     | ProtocolIE-ID ::= 169 |
| id-GUMMEIType                                     | ProtocolIE-ID ::= 170 |
| id-M3Configuration                                | ProtocolIE-ID ::= 171 |
| id-M4Configuration                                | ProtocolIE-ID ::= 172 |
| id-M5Configuration                                | ProtocolIE-ID ::= 173 |
| id-MDT-Location-Info                              | ProtocolIE-ID ::= 174 |
| id-MobilityInformation                            | ProtocolIE-ID ::= 175 |
| id-Tunnel-Information-for-BBF                     | ProtocolIE-ID ::= 176 |
| id-ManagementBasedMDTPLMNList                     | ProtocolIE-ID ::= 177 |



|  |                       |
|--|-----------------------|
| id-SignallingBasedMDTPLMNList                    | ProtocolIE-ID ::= 178 |
| id-ULCOUNTValueExtended                          | ProtocolIE-ID ::= 179 |
| id-DLCOUNTValueExtended                          | ProtocolIE-ID ::= 180 |
| id-ReceiveStatusOfULPDCPSDUsExtended             | ProtocolIE-ID ::= 181 |
| id-ECGIListForRestart                            | ProtocolIE-ID ::= 182 |
| id-SIPTO-Correlation-ID                          | ProtocolIE-ID ::= 183 |
| id-SIPTO-L-GW-TransportLayerAddress              | ProtocolIE-ID ::= 184 |
| id-TransportInformation                          | ProtocolIE-ID ::= 185 |
| id-LHN-ID  | ProtocolIE-ID ::= 186 |
| id-AdditionalCSFallbackIndicator                 | ProtocolIE-ID ::= 187 |
| id-TAILListForRestart                            | ProtocolIE-ID ::= 188 |
| id-UserLocationInformation                       | ProtocolIE-ID ::= 189 |
| id-EmergencyAreaIDListForRestart                 | ProtocolIE-ID ::= 190 |
| id-KillAllWarningMessages                        | ProtocolIE-ID ::= 191 |
| id-Masked-IMEISV                                 | ProtocolIE-ID ::= 192 |
| id-eNBIndirectX2TransportLayerAddresses          | ProtocolIE-ID ::= 193 |
| id-uE-HistoryInformationFromTheUE                | ProtocolIE-ID ::= 194 |
| id-ProSeAuthorized                               | ProtocolIE-ID ::= 195 |
| id-ExpectedUEBehaviour                           | ProtocolIE-ID ::= 196 |
| id-LoggedMBSFNMDT                                | ProtocolIE-ID ::= 197 |
| id-UERadioCapabilityForPaging                    | ProtocolIE-ID ::= 198 |
| id-E-RABToBeModifiedListBearerModInd             | ProtocolIE-ID ::= 199 |
| id-E-RABToBeModifiedItemBearerModInd             | ProtocolIE-ID ::= 200 |
| id-E-RABNotToBeModifiedListBearerModInd          | ProtocolIE-ID ::= 201 |
| id-E-RABNotToBeModifiedItemBearerModInd          | ProtocolIE-ID ::= 202 |
| id-E-RABModifyListBearerModConf                  | ProtocolIE-ID ::= 203 |
| id-E-RABModifyItemBearerModConf                  | ProtocolIE-ID ::= 204 |
| id-E-RABFailedToModifyListBearerModConf          | ProtocolIE-ID ::= 205 |
| id-SON-Information-Report                        | ProtocolIE-ID ::= 206 |
| id-Muting-Availability-Indication                | ProtocolIE-ID ::= 207 |
| id-Muting-Pattern-Information                    | ProtocolIE-ID ::= 208 |
| id-Synchronisation-Information                   | ProtocolIE-ID ::= 209 |
| id-E-RABToBeReleasedListBearerModConf            | ProtocolIE-ID ::= 210 |
| id-AssistanceDataForPaging                       | ProtocolIE-ID ::= 211 |
| id-CellIdentifierAndCELevelForCECapableUEs       | ProtocolIE-ID ::= 212 |
| id-InformationOnRecommendedCellsAndENBsForPaging | ProtocolIE-ID ::= 213 |
| id-RecommendedCellItem                           | ProtocolIE-ID ::= 214 |
| id-RecommendedENBItem                            | ProtocolIE-ID ::= 215 |
| id-ProSeUEtoNetworkRelaying                      | ProtocolIE-ID ::= 216 |
| id-ULCOUNTValuePDCP-SNlength18                   | ProtocolIE-ID ::= 217 |
| id-DLCOUNTValuePDCP-SNlength18                   | ProtocolIE-ID ::= 218 |
| id-ReceiveStatusOfULPDCPSDUsPDCP-SNlength18      | ProtocolIE-ID ::= 219 |
| id-M6Configuration                               | ProtocolIE-ID ::= 220 |
| id-M7Configuration                               | ProtocolIE-ID ::= 221 |
| id-PWSfailedECGIList                             | ProtocolIE-ID ::= 222 |
| id-MME-Group-ID                                  | ProtocolIE-ID ::= 223 |
| id-Additional-GUTI                               | ProtocolIE-ID ::= 224 |
| id-S1-Message                                    | ProtocolIE-ID ::= 225 |
| id-CSGMembershipInfo                             | ProtocolIE-ID ::= 226 |
| id-Paging-eDRXInformation                        | ProtocolIE-ID ::= 227 |
| id-UE-RetentionInformation                       | ProtocolIE-ID ::= 228 |
| id-UE-Usage-Type                                 | ProtocolIE-ID ::= 230 |
| id-extended-UEIdentityIndexValue                 | ProtocolIE-ID ::= 231 |
| id-RAT-Type                                      | ProtocolIE-ID ::= 232 |



|  |                       |
|--|-----------------------|
| id-BearerType                                  | ProtocolIE-ID ::= 233 |
| id-NB-IoT-DefaultPagingDRX                     | ProtocolIE-ID ::= 234 |
| id-E-RABFailedToResumeListResumeReq            | ProtocolIE-ID ::= 235 |
| id-E-RABFailedToResumeItemResumeReq            | ProtocolIE-ID ::= 236 |
| id-E-RABFailedToResumeListResumeRes            | ProtocolIE-ID ::= 237 |
| id-E-RABFailedToResumeItemResumeRes            | ProtocolIE-ID ::= 238 |
| id-NB-IoT-Paging-eDRXInformation               | ProtocolIE-ID ::= 239 |
| id-V2XServicesAuthorized                       | ProtocolIE-ID ::= 240 |
| id-UEUserPlaneCIoTSupportIndicator             | ProtocolIE-ID ::= 241 |
| id-CE-mode-B-SupportIndicator                  | ProtocolIE-ID ::= 242 |
| id-SRVCCOperationNotPossible                   | ProtocolIE-ID ::= 243 |
| id-NB-IoT-UEIdentityIndexValue                 | ProtocolIE-ID ::= 244 |
| id-RRC-Resume-Cause                            | ProtocolIE-ID ::= 245 |
| id-DCN-ID                                      | ProtocolIE-ID ::= 246 |
| id-ServedDCNs                                  | ProtocolIE-ID ::= 247 |
| id-UESidelinkAggregateMaximumBitrate           | ProtocolIE-ID ::= 248 |
| id-DLNASPDUDeliveryAckRequest                  | ProtocolIE-ID ::= 249 |
| id-Coverage-Level                              | ProtocolIE-ID ::= 250 |
| id-EnhancedCoverageRestricted                  | ProtocolIE-ID ::= 251 |
| id-UE-Level-QoS-Parameters                     | ProtocolIE-ID ::= 252 |
| id-DL-CP-SecurityInformation                   | ProtocolIE-ID ::= 253 |
| id-UL-CP-SecurityInformation                   | ProtocolIE-ID ::= 254 |
| id-extended-e-RAB-MaximumBitrateDL             | ProtocolIE-ID ::= 255 |
| id-extended-e-RAB-MaximumBitrateUL             | ProtocolIE-ID ::= 256 |
| id-extended-e-RAB-GuaranteedBitrateDL          | ProtocolIE-ID ::= 257 |
| id-extended-e-RAB-GuaranteedBitrateUL          | ProtocolIE-ID ::= 258 |
| id-extended-uEAggregateMaximumBitRateDL        | ProtocolIE-ID ::= 259 |
| id-extended-uEAggregateMaximumBitRateUL        | ProtocolIE-ID ::= 260 |
| id-NRrestrictioninEPSasSecondaryRAT            | ProtocolIE-ID ::= 261 |
| id-UEAppLayerMeasConfig                        | ProtocolIE-ID ::= 262 |
| id-UE-Application-Layer-Measurement-Capability | ProtocolIE-ID ::= 263 |
| id-SecondaryRATDataUsageReportList             | ProtocolIE-ID ::= 264 |
| id-SecondaryRATDataUsageReportItem             | ProtocolIE-ID ::= 265 |
| id-HandoverFlag                                | ProtocolIE-ID ::= 266 |
| id-E-RABUsageReportItem                        | ProtocolIE-ID ::= 267 |
| id-SecondaryRATDataUsageRequest                | ProtocolIE-ID ::= 268 |
| id-NRUESecurityCapabilities                    | ProtocolIE-ID ::= 269 |
| id-UnlicensedSpectrumRestriction               | ProtocolIE-ID ::= 270 |
| id-CE-ModeBRestricted                          | ProtocolIE-ID ::= 271 |
| id-LTE-M-Indication                            | ProtocolIE-ID ::= 272 |
| id-DownlinkPacketLossRate                      | ProtocolIE-ID ::= 273 |
| id-UplinkPacketLossRate                        | ProtocolIE-ID ::= 274 |
| id-UECapabilityInfoRequest                     | ProtocolIE-ID ::= 275 |
| id-serviceType                                 | ProtocolIE-ID ::= 276 |
| id-AerialUESubscriptionInformation             | ProtocolIE-ID ::= 277 |
| id-Subscription-Based-UE-DifferentiationInfo   | ProtocolIE-ID ::= 278 |
| id-EndIndication                               | ProtocolIE-ID ::= 280 |
| id-EDT-Session                                 | ProtocolIE-ID ::= 281 |
| id-CNTypeRestrictions                          | ProtocolIE-ID ::= 282 |
| id-PendingDataIndication                       | ProtocolIE-ID ::= 283 |
| id-BluetoothMeasurementConfiguration           | ProtocolIE-ID ::= 284 |
| id-WLANMeasurementConfiguration                | ProtocolIE-ID ::= 285 |
| id-WarningAreaCoordinates                      | ProtocolIE-ID ::= 286 |
| id-NRrestrictionin5GS                          | ProtocolIE-ID ::= 287 |



|   |                       |
|---|-----------------------|
| id-PSCellInformation                            | ProtocolIE-ID ::= 288 |
| id-LastNG-RANPLMNIdentity                       | ProtocolIE-ID ::= 290 |
| id-ConnectedengNBList                           | ProtocolIE-ID ::= 291 |
| id-ConnectedengNBToAddList                      | ProtocolIE-ID ::= 292 |
| id-ConnectedengNBToRemoveList                   | ProtocolIE-ID ::= 293 |
| id-EN-DCSONConfigurationTransfer-ECT            | ProtocolIE-ID ::= 294 |
| id-EN-DCSONConfigurationTransfer-MCT            | ProtocolIE-ID ::= 295 |
| id-IMSvoiceEPSfallbackfrom5G                    | ProtocolIE-ID ::= 296 |
| id-TimeSinceSecondaryNodeRelease                | ProtocolIE-ID ::= 297 |
| id-RequestTypeAdditionalInfo                    | ProtocolIE-ID ::= 298 |
| id-AdditionalRRMPriorityIndex                   | ProtocolIE-ID ::= 299 |
| id-ContextatSource                              | ProtocolIE-ID ::= 300 |
| id-IAB-Authorized                               | ProtocolIE-ID ::= 301 |
| id-IAB-Node-Indication                          | ProtocolIE-ID ::= 302 |
| id-IAB-Supported                                | ProtocolIE-ID ::= 303 |
| id-DataSize                                     | ProtocolIE-ID ::= 304 |
| id-Ethernet-Type                                | ProtocolIE-ID ::= 305 |
| id-NRV2XServicesAuthorized                      | ProtocolIE-ID ::= 306 |
| id-NRUESidelinkAggregateMaximumBitrate          | ProtocolIE-ID ::= 307 |
| id-PC5QoSParameters                             | ProtocolIE-ID ::= 308 |
| id-IntersystemSONConfigurationTransferMCT       | ProtocolIE-ID ::= 309 |
| id-IntersystemSONConfigurationTransferECT       | ProtocolIE-ID ::= 310 |
| id-IntersystemMeasurementConfiguration          | ProtocolIE-ID ::= 311 |
| id-SourceNodeID                                 | ProtocolIE-ID ::= 312 |
| id-NB-IoT-RLF-Report-Container                  | ProtocolIE-ID ::= 313 |
| id-UERadioCapabilityID                          | ProtocolIE-ID ::= 314 |
| id-UERadioCapability-NR-Format                  | ProtocolIE-ID ::= 315 |
| id-MDTConfigurationNR                           | ProtocolIE-ID ::= 316 |
| id-DAPSRequestInfo                              | ProtocolIE-ID ::= 317 |
| id-DAPSResponseInfoList                         | ProtocolIE-ID ::= 318 |
| id-DAPSResponseInfoItem                         | ProtocolIE-ID ::= 319 |
| id-NotifySourceeNB                              | ProtocolIE-ID ::= 320 |
| id-eNB-EarlyStatusTransfer-TransparentContainer | ProtocolIE-ID ::= 321 |
| id-Bearers-SubjectToEarlyStatusTransfer-Item    | ProtocolIE-ID ::= 322 |
| id-WUS-Assistance-Information                   | ProtocolIE-ID ::= 323 |
| id-NB-IoT-PagingDRX                             | ProtocolIE-ID ::= 324 |
| id-TraceCollectionEntityURI                     | ProtocolIE-ID ::= 325 |
| id-EmergencyIndicator                           | ProtocolIE-ID ::= 326 |
| id-UERadioCapabilityForPaging-NR-Format         | ProtocolIE-ID ::= 327 |
| id-SourceTransportLayerAddress                  | ProtocolIE-ID ::= 328 |
| id-lastVisitedPSCellList                        | ProtocolIE-ID ::= 329 |
| id-RACSIndication                               | ProtocolIE-ID ::= 330 |
| id-PagingCause                                  | ProtocolIE-ID ::= 331 |
| id-SecurityIndication                           | ProtocolIE-ID ::= 332 |
| id-SecurityResult                               | ProtocolIE-ID ::= 333 |
| id-E-RABSecurityResultItem                      | ProtocolIE-ID ::= 334 |
| id-E-RABSecurityResultList                      | ProtocolIE-ID ::= 335 |
| id-RAT-Restrictions                             | ProtocolIE-ID ::= 336 |
| id-UEContextReferenceatSourceeNB                | ProtocolIE-ID ::= 337 |
| id-LTE-NTN-TAI-Information                      | ProtocolIE-ID ::= 339 |
| id-SourceNodeTransportLayerAddress              | ProtocolIE-ID ::= 340 |
| id-E-RABToBeUpdatedList                         | ProtocolIE-ID ::= 341 |
| id-E-RABToBeUpdatedItem                         | ProtocolIE-ID ::= 342 |
| id-SourceSNID                                   | ProtocolIE-ID ::= 343 |



|                                       |                       |
|---------------------------------------|-----------------------|
| id-LoggedMDTTrigger                   | ProtocolIE-ID ::= 344 |
| id-SensorMeasurementConfiguration     | ProtocolIE-ID ::= 345 |
| id-M4ReportAmount                     | ProtocolIE-ID ::= 346 |
| id-M5ReportAmount                     | ProtocolIE-ID ::= 347 |
| id-M6ReportAmount                     | ProtocolIE-ID ::= 348 |
| id-M7ReportAmount                     | ProtocolIE-ID ::= 349 |
| id-TimeBasedHandoverInformation       | ProtocolIE-ID ::= 350 |
| id-Bearers-SubjectToDLDiscarding-Item | ProtocolIE-ID ::= 351 |
| id-Bearers-SubjectToDLDiscardingList  | ProtocolIE-ID ::= 352 |

END  
-- ASN1STOP

## 9.3.7 Container Definitions

```
-- ASN1START
-- *****
--
-- Container definitions
--
-- *****

SlAP-Containers {
itu-t (0) identified-organization (4) etsi (0) mobileDomain (0)
eps-Access (21) modules (3) slap (1) version1 (1) slap-Containers (5) }

DEFINITIONS AUTOMATIC TAGS ::=

BEGIN

-- *****
--
-- IE parameter types from other modules.
--
-- *****

IMPORTS
    Criticality,
    Presence,
    PrivateIE-ID,
    ProtocolExtensionID,
    ProtocolIE-ID
FROM SlAP-CommonDataTypes

    maxPrivateIEs,
    maxProtocolExtensions,
    maxProtocolIEs
FROM SlAP-Constants;

-- *****
--
```



```

-- Class Definition for Protocol IEs
--
-- *****

SLAP-PROTOCOL-IES ::= CLASS {
    &id          ProtocolIE-ID          UNIQUE,
    &criticality Criticality,
    &Value,
    &presence    Presence
}
WITH SYNTAX {
    ID          &id
    CRITICALITY &criticality
    TYPE        &Value
    PRESENCE    &presence
}

-- *****
--
-- Class Definition for Protocol IEs
--
-- *****

SLAP-PROTOCOL-IES-PAIR ::= CLASS {
    &id          ProtocolIE-ID          UNIQUE,
    &firstCriticality Criticality,
    &FirstValue,
    &secondCriticality Criticality,
    &SecondValue,
    &presence    Presence
}
WITH SYNTAX {
    ID          &id
    FIRST CRITICALITY &firstCriticality
    FIRST TYPE      &FirstValue
    SECOND CRITICALITY &secondCriticality
    SECOND TYPE      &SecondValue
    PRESENCE        &presence
}

-- *****
--
-- Class Definition for Protocol Extensions
--
-- *****

SLAP-PROTOCOL-EXTENSION ::= CLASS {
    &id          ProtocolExtensionID    UNIQUE,
    &criticality Criticality,
    &Extension,
    &presence    Presence
}
WITH SYNTAX {
    ID          &id

```



```

    CRITICALITY      &criticality
    EXTENSION        &Extension
    PRESENCE         &presence
}

-- *****
--
-- Class Definition for Private IEs
--
-- *****

SlAP-PRIVATE-IES ::= CLASS {
    &id              PrivateIE-ID,
    &criticality      Criticality,
    &Value,
    &presence         Presence
}
WITH SYNTAX {
    ID              &id
    CRITICALITY     &criticality
    TYPE            &Value
    PRESENCE        &presence
}

-- *****
--
-- Container for Protocol IEs
--
-- *****

ProtocolIE-Container {SlAP-PROTOCOL-IES : IEsSetParam} ::=
    SEQUENCE (SIZE (0..maxProtocolIEs)) OF
    ProtocolIE-Field {{IEsSetParam}}

ProtocolIE-SingleContainer {SlAP-PROTOCOL-IES : IEsSetParam} ::=
    ProtocolIE-Field {{IEsSetParam}}

ProtocolIE-Field {SlAP-PROTOCOL-IES : IEsSetParam} ::= SEQUENCE {
    id              SlAP-PROTOCOL-IES.&id              ({IEsSetParam}),
    criticality      SlAP-PROTOCOL-IES.&criticality      ({IEsSetParam}{@id}),
    value            SlAP-PROTOCOL-IES.&Value            ({IEsSetParam}{@id})
}

-- *****
--
-- Container for Protocol IE Pairs
--
-- *****

ProtocolIE-ContainerPair {SlAP-PROTOCOL-IES-PAIR : IEsSetParam} ::=
    SEQUENCE (SIZE (0..maxProtocolIEs)) OF
    ProtocolIE-FieldPair {{IEsSetParam}}

ProtocolIE-FieldPair {SlAP-PROTOCOL-IES-PAIR : IEsSetParam} ::= SEQUENCE {

```



```

    id                SLAP-PROTOCOL-IES-PAIR.&id                ({IEsSetParam}),
    firstCriticality   SLAP-PROTOCOL-IES-PAIR.&firstCriticality ({IEsSetParam}{@id}),
    firstValue         SLAP-PROTOCOL-IES-PAIR.&FirstValue       ({IEsSetParam}{@id}),
    secondCriticality  SLAP-PROTOCOL-IES-PAIR.&secondCriticality ({IEsSetParam}{@id}),
    secondValue        SLAP-PROTOCOL-IES-PAIR.&SecondValue      ({IEsSetParam}{@id})
}

-- *****
--
-- Container Lists for Protocol IE Containers
--
-- *****

ProtocolIE-ContainerList {INTEGER : lowerBound, INTEGER : upperBound, SLAP-PROTOCOL-IES : IEsSetParam} ::=
    SEQUENCE (SIZE (lowerBound..upperBound)) OF
        ProtocolIE-SingleContainer {{IEsSetParam}}

ProtocolIE-ContainerPairList {INTEGER : lowerBound, INTEGER : upperBound, SLAP-PROTOCOL-IES-PAIR : IEsSetParam} ::=
    SEQUENCE (SIZE (lowerBound..upperBound)) OF
        ProtocolIE-ContainerPair {{IEsSetParam}}

-- *****
--
-- Container for Protocol Extensions
--
-- *****

ProtocolExtensionContainer {SLAP-PROTOCOL-EXTENSION : ExtensionSetParam} ::=
    SEQUENCE (SIZE (1..maxProtocolExtensions)) OF
        ProtocolExtensionField {{ExtensionSetParam}}

ProtocolExtensionField {SLAP-PROTOCOL-EXTENSION : ExtensionSetParam} ::= SEQUENCE {
    id                SLAP-PROTOCOL-EXTENSION.&id                ({ExtensionSetParam}),
    criticality        SLAP-PROTOCOL-EXTENSION.&criticality       ({ExtensionSetParam}{@id}),
    extensionValue     SLAP-PROTOCOL-EXTENSION.&Extension         ({ExtensionSetParam}{@id})
}

-- *****
--
-- Container for Private IEs
--
-- *****

PrivateIE-Container {SLAP-PRIVATE-IES : IEsSetParam} ::=
    SEQUENCE (SIZE (1.. maxPrivateIEs)) OF
        PrivateIE-Field {{IEsSetParam}}

PrivateIE-Field {SLAP-PRIVATE-IES : IEsSetParam} ::= SEQUENCE {
    id                SLAP-PRIVATE-IES.&id                ({IEsSetParam}),
    criticality        SLAP-PRIVATE-IES.&criticality       ({IEsSetParam}{@id}),
    value             SLAP-PRIVATE-IES.&Value             ({IEsSetParam}{@id})
}

END

```



-- ASN1STOP



## 9.4 Message Transfer Syntax

SIAP shall use the ASN.1 Basic Packed Encoding Rules (BASIC-PER) Aligned Variant as transfer syntax as specified in ITU-T Rec. X.691 [4].

## 9.5 Timers

$TS1_{RELOCprep}$

- Specifies the maximum time for the Handover Preparation procedure in the source eNB.

$TS1_{RELOCoverall}$

- Specifies the maximum time for the protection of the overall handover procedure in the source eNB.

$TX2_{RELOCoverall}$

- it is specified in reference TS 36.423 [22].



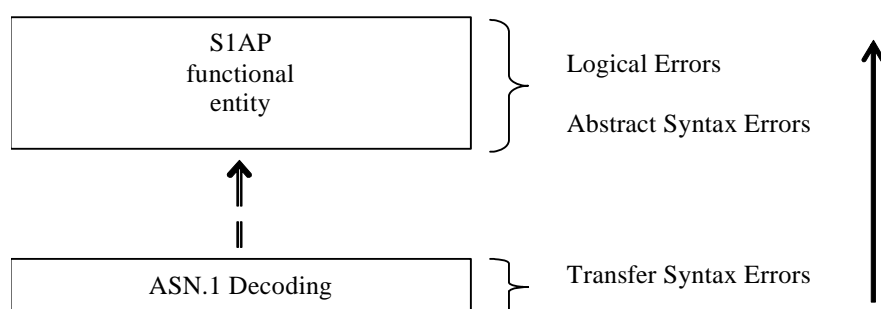
## 10 Handling of Unknown, Unforeseen and Erroneous Protocol Data

### 10.1 General

Protocol Error cases can be divided into three classes:

- Transfer Syntax Error.
- Abstract Syntax Error.
- Logical Error.

Protocol errors can occur in the following functions within a receiving node:



**Figure 10.1-1: Protocol Errors in S1AP.**

The information stated in subclauses 10.2, 10.3 and 10.4, to be included in the message used when reporting an error, is what at minimum shall be included. Other optional information elements within the message may also be included, if available. This is also valid for the case when the reporting is done with a response message. The latter is an exception to what is stated in subclause 4.1.

### 10.2 Transfer Syntax Error

A Transfer Syntax Error occurs when the receiver is not able to decode the received physical message. Transfer syntax errors are always detected in the process of ASN.1 decoding. If a Transfer Syntax Error occurs, the receiver should initiate Error Indication procedure with appropriate cause value for the Transfer Syntax protocol error.

Examples for Transfer Syntax Errors are:

- Violation of value ranges in ASN.1 definition of messages. E.g., if an IE has a defined value range of 0 to 10 (ASN.1: INTEGER (0..10)), and 12 will be received, then this will be treated as a transfer syntax error.
- Violation in list element constraints. E.g., if a list is defined as containing 1 to 10 elements, and 12 elements will be received, then this case will be handled as a transfer syntax error.
- Missing mandatory elements in ASN.1 SEQUENCE definitions (as sent by the originator of the message).
- Wrong order of elements in ASN.1 SEQUENCE definitions (as sent by the originator of the message).

### 10.3 Abstract Syntax Error

#### 10.3.1 General

An Abstract Syntax Error occurs when the receiving functional S1AP entity:

1. receives IEs or IE groups that cannot be understood (unknown IE ID);



2. receives IEs for which the logical range is violated (e.g., ASN.1 definition: 0 to 15, the logical range is 0 to 10, while values 11 to 15 are undefined), and 12 will be received; this case will be handled as an abstract syntax error using criticality information sent by the originator of the message);
3. does not receive IEs or IE groups but according to the specified presence of the concerning object, the IEs or IE groups should have been present in the received message.
4. receives IEs or IE groups that are defined to be part of that message in wrong order or with too many occurrences of the same IE or IE group;
5. receives IEs or IE groups but according to the conditional presence of the concerning object and the specified condition, the IEs or IE groups should not have been present in the received message.
6. receives IEs or IE groups for a functionality that is not supported.

Cases 1, 2 and 6 (not comprehended IE/IE group) are handled based on received Criticality information. Case 3 (missing IE/IE group) is handled based on Criticality information and Presence information for the missing IE/IE group specified in the version of the specification used by the receiver. Case 4 (IEs or IE groups in wrong order or with too many occurrences) and Case 5 (erroneously present conditional IEs or IE groups) result in rejecting the procedure.

If an Abstract Syntax Error occurs, the receiver shall read the remaining message and shall then for each detected Abstract Syntax Error that belong to cases 1-3 and 6 act according to the Criticality Information and Presence Information for the IE/IE group due to which Abstract Syntax Error occurred in accordance with subclauses 10.3.4 and 10.3.5. The handling of cases 4 and 5 is specified in subclause 10.3.6.

## 10.3.2 Criticality Information

In the S1AP messages there is criticality information set for individual IEs and/or IE groups. This criticality information instructs the receiver how to act when receiving an IE or an IE group that is not comprehended, i.e., the entire item (IE or IE group) which is not (fully or partially) comprehended shall be treated in accordance with its own criticality information as specified in subclause 10.3.4.

In addition, the criticality information is used in case of the missing IE/IE group abstract syntax error (see subclause 10.3.5).

The receiving node shall take different actions depending on the value of the Criticality Information. The three possible values of the Criticality Information for an IE/IE group are:

- Reject IE.
- Ignore IE and Notify Sender.
- Ignore IE.

The comprehension of different IEs or IE groups within a standard version or between standard versions is not mandated. Any IE or IE group that is not supported shall be considered not comprehended, even if another IE or IE group for that EP from that standard version is comprehended, and action based on criticality shall be applied.

The comprehension of different EPs within a standard version or between different standard versions is not mandated. Any EP that is not supported shall be considered not comprehended, even if another EP from that standard version is comprehended, and action based on criticality shall be applied.

## 10.3.3 Presence Information

For many IEs/IE groups which are optional according to the ASN.1 transfer syntax, S1AP specifies separately if the presence of these IEs/IE groups is optional or mandatory with respect to RNS application by means of the presence field of the concerning object of class S1AP-PROTOCOL-IES, S1AP-PROTOCOL-IES-PAIR, S1AP-PROTOCOL-EXTENSION or S1AP-PRIVATE-IES.

The presence field of the indicated classes supports three values:

1. Optional;
2. Conditional;



### 3. Mandatory.

If an IE/IE group is not included in a received message and the presence of the IE/IE group is mandatory or the presence is conditional and the condition is true according to the version of the specification used by the receiver, an abstract syntax error occurs due to a missing IE/IE group.

If an IE/IE group is included in a received message and the presence of the IE/IE group is conditional and the condition is false according to the version of the specification used by the receiver, an abstract syntax error occurs due to this erroneously present conditional IE/IE group.

## 10.3.4 Not comprehended IE/IE group

### 10.3.4.1 Procedure Code

The receiving node shall treat the different types of received criticality information of the *Procedure Code* IE according to the following:

#### Reject IE:

- If a message is received with a *Procedure Code* IE marked with “*Reject IE*” which the receiving node does not comprehend, the receiving node shall reject the procedure using the Error Indication procedure.

#### Ignore IE and Notify Sender:

- If a message is received with a *Procedure Code* IE marked with “*Ignore IE and Notify Sender*” which the receiving node does not comprehend, the receiving node shall ignore the procedure and initiate the Error Indication procedure.

#### Ignore IE:

- If a message is received with a *Procedure Code* IE marked with “*Ignore IE*” which the receiving node does not comprehend, the receiving node shall ignore the procedure.

When using the Error Indication procedure to reject a procedure or to report an ignored procedure it shall include the *Procedure Code* IE, the *Triggering Message* IE, and the *Procedure Criticality* IE in the *Criticality Diagnostics* IE.

### 10.3.4.1A Type of Message

When the receiving node cannot decode the *Type of Message* IE, the Error Indication procedure shall be initiated with an appropriate cause value.

### 10.3.4.2 IEs other than the Procedure Code and Type of Message

The receiving node shall treat the different types of received criticality information of an IE/IE group other than the *Procedure Code* IE and *Type of Message* IE according to the following:

#### Reject IE:

- If a message *initiating* a procedure is received containing one or more IEs/IE group marked with “*Reject IE*” which the receiving node does not comprehend; none of the functional requests of the message shall be executed. The receiving node shall reject the procedure and report the rejection of one or more IEs/IE group using the message normally used to report unsuccessful outcome of the procedure. In case the information received in the initiating message was insufficient to determine a value for all IEs that are required to be present in the message used to report the unsuccessful outcome of the procedure, the receiving node shall instead terminate the procedure and initiate the Error Indication procedure.
- If a message *initiating* a procedure that does not have a message to report unsuccessful outcome is received containing one or more IEs/IE groups marked with “*Reject IE*” which the receiving node does not comprehend, the receiving node shall terminate the procedure and initiate the Error Indication procedure.
- If a *response* message is received containing one or more IEs marked with “*Reject IE*”, that the receiving node does not comprehend, the receiving node shall consider the procedure as unsuccessfully terminated and initiate local error handling.



**Ignore IE and Notify Sender:**

- If a message *initiating* a procedure is received containing one or more IEs/IE groups marked with “*Ignore IE and Notify Sender*” which the receiving node does not comprehend, the receiving node shall ignore the content of the not comprehended IEs/IE groups, continue with the procedure as if the not comprehended IEs/IE groups were not received (except for the reporting) using the understood IEs/IE groups, and report in the response message of the procedure that one or more IEs/IE groups have been ignored. In case the information received in the initiating message was insufficient to determine a value for all IEs that are required to be present in the response message, the receiving node shall instead terminate the procedure and initiate the Error Indication procedure.
- if a message *initiating* a procedure that does not have a message to report the outcome of the procedure is received containing one or more IEs/IE groups marked with “*Ignore IE and Notify Sender*” which the receiving node does not comprehend, the receiving node shall ignore the content of the not comprehended IEs/IE groups, continue with the procedure as if the not comprehended IEs/IE groups were not received (except for the reporting) using the understood IEs/IE groups, and initiate the Error Indication procedure to report that one or more IEs/IE groups have been ignored.
- If a *response* message is received containing one or more IEs/IE groups marked with “*Ignore IE and Notify Sender*” which the receiving node does not comprehend, the receiving node shall ignore the content of the not comprehended IEs/IE groups, continue with the procedure as if the not comprehended IEs/IE groups were not received (except for the reporting) using the understood IEs/IE groups and initiate the Error Indication procedure.

**Ignore IE:**

- If a message *initiating* a procedure is received containing one or more IEs/IE groups marked with “*Ignore IE*” which the receiving node does not comprehend, the receiving node shall ignore the content of the not comprehended IEs/IE groups and continue with the procedure as if the not comprehended IEs/IE groups were not received using the understood IEs/IE groups.
- If a *response* message is received containing one or more IEs/IE groups marked with “*Ignore IE*” which the receiving node does not comprehend, the receiving node shall ignore the content of the not comprehended IEs/IE groups and continue with the procedure as if the not comprehended IEs/IE groups were not received using the understood IEs/IE groups.

When reporting not comprehended IEs/IE groups marked with “*Reject IE*” or “*Ignore IE and Notify Sender*” using a response message defined for the procedure, the *Information Element Criticality Diagnostics* IE shall be included in the *Criticality Diagnostics* IE for each reported IE/IE group.

When reporting not comprehended IEs/IE groups marked with “*Reject IE*” or “*Ignore IE and Notify Sender*” using the Error Indication procedure, the *Procedure Code* IE, the *Triggering Message* IE, *Procedure Criticality* IE, and the *Information Element Criticality Diagnostics* IE shall be included in the *Criticality Diagnostics* IE for each reported IE/IE group.

### 10.3.5 Missing IE or IE group

The receiving node shall treat the missing IE/IE group according to the criticality information for the missing IE/IE group in the received message specified in the version of this specification used by the receiver:

**Reject IE:**

- if a received message *initiating* a procedure is missing one or more IEs/IE groups with specified criticality “*Reject IE*”; none of the functional requests of the message shall be executed. The receiving node shall reject the procedure and report the missing IEs/IE groups using the message normally used to report unsuccessful outcome of the procedure. In case the information received in the initiating message was insufficient to determine a value for all IEs that are required to be present in the message used to report the unsuccessful outcome of the procedure, the receiving node shall instead terminate the procedure and initiate the Error Indication procedure.
- if a received message *initiating* a procedure that does not have a message to report unsuccessful outcome is missing one or more IEs/IE groups with specified criticality “*Reject IE*”, the receiving node shall terminate the procedure and initiate the Error Indication procedure.
- if a received *response* message is missing one or more IEs/IE groups with specified criticality “*Reject IE*”, the receiving node shall consider the procedure as unsuccessfully terminated and initiate local error handling.



**Ignore IE and Notify Sender:**

- if a received message *initiating* a procedure is missing one or more IEs/IE groups with specified criticality “*Ignore IE and Notify Sender*”, the receiving node shall ignore that those IEs are missing and continue with the procedure based on the other IEs/IE groups present in the message and report in the response message of the procedure that one or more IEs/IE groups were missing. In case the information received in the initiating message was insufficient to determine a value for all IEs that are required to be present in the response message, the receiving node shall instead terminate the procedure and initiate the Error Indication procedure.
- if a received message *initiating* a procedure that does not have a message to report the outcome of the procedure is missing one or more IEs/IE groups with specified criticality “*Ignore IE and Notify Sender*”, the receiving node shall ignore that those IEs are missing and continue with the procedure based on the other IEs/IE groups present in the message and initiate the Error Indication procedure to report that one or more IEs/IE groups were missing.
- if a received *response* message is missing one or more IEs/IE groups with specified criticality “*Ignore IE and Notify Sender*”, the receiving node shall ignore that those IEs are missing and continue with the procedure based on the other IEs/IE groups present in the message and initiate the Error Indication procedure to report that one or more IEs/IE groups were missing.

**Ignore IE:**

- if a received message *initiating* a procedure is missing one or more IEs/IE groups with specified criticality “*Ignore IE*”, the receiving node shall ignore that those IEs are missing and continue with the procedure based on the other IEs/IE groups present in the message.
- if a received *response* message is missing one or more IEs/IE groups with specified criticality “*Ignore IE*”, the receiving node shall ignore that those IEs/IE groups are missing and continue with the procedure based on the other IEs/IE groups present in the message.

When reporting missing IEs/IE groups with specified criticality “*Reject IE*” or “*Ignore IE and Notify Sender*” using a response message defined for the procedure, the *Information Element Criticality Diagnostics* IE shall be included in the *Criticality Diagnostics* IE for each reported IE/IE group.

When reporting missing IEs/IE groups with specified criticality “*Reject IE*” or “*Ignore IE and Notify Sender*” using the Error Indication procedure, the *Procedure Code* IE, the *Triggering Message* IE, *Procedure Criticality* IE, and the *Information Element Criticality Diagnostics* IE shall be included in the *Criticality Diagnostics* IE for each reported IE/IE group.

### 10.3.6 IEs or IE groups received in wrong order or with too many occurrences or erroneously present

If a message with IEs or IE groups in wrong order or with too many occurrences is received or if IEs or IE groups with a conditional presence are present when the condition is not met (i.e., erroneously present), the receiving node shall behave according to the following:

- If a message *initiating* a procedure is received containing IEs or IE groups in wrong order or with too many occurrences or erroneously present, none of the functional requests of the message shall be executed. The receiving node shall reject the procedure and report the cause value “Abstract Syntax Error (Falsely Constructed Message)” using the message normally used to report unsuccessful outcome of the procedure. In case the information received in the initiating message was insufficient to determine a value for all IEs that are required to be present in the message used to report the unsuccessful outcome of the procedure, the receiving node shall instead terminate the procedure and initiate the Error Indication procedure.
- If a message *initiating* a procedure that does not have a message to report unsuccessful outcome is received containing IEs or IE groups in wrong order or with too many occurrences or erroneously present, the receiving node shall terminate the procedure and initiate the Error Indication procedure, and use cause value “Abstract Syntax Error (Falsely Constructed Message)”.
- If a *response* message is received containing IEs or IE groups in wrong order or with too many occurrences or erroneously present, the receiving node shall consider the procedure as unsuccessfully terminated and initiate local error handling.



When determining the correct order only the IEs specified in the specification version used by the receiver shall be considered.

## 10.4 Logical Error

Logical error situations occur when a message is comprehended correctly, but the information contained within the message is not valid (i.e., semantic error), or describes a procedure which is not compatible with the state of the receiver. In these conditions, the following behaviour shall be performed (unless otherwise specified) as defined by the class of the elementary procedure, irrespective of the criticality information of the IEs/IE groups containing the erroneous values.

### Class 1:

Where the logical error occurs in a request message of a class 1 procedure, and the procedure has a message to report this unsuccessful outcome, this message shall be sent with an appropriate cause value. Typical cause values are:

- Semantic Error.
- Message not compatible with receiver state.

Where the logical error is contained in a request message of a class 1 procedure, and the procedure does not have a message to report this unsuccessful outcome, the procedure shall be terminated and the Error Indication procedure shall be initiated with an appropriate cause value. The *Procedure Code* IE and the *Triggering Message* IE within the *Criticality Diagnostics* IE shall then be included in order to identify the message containing the logical error.

Where the logical error exists in a response message of a class 1 procedure, the procedure shall be considered as unsuccessfully terminated and local error handling shall be initiated.

### Class 2:

Where the logical error occurs in a message of a class 2 procedure, the procedure shall be terminated and the Error Indication procedure shall be initiated with an appropriate cause value. The *Procedure Code* IE and the *Triggering Message* IE within the *Criticality Diagnostics* IE shall then be included in order to identify the message containing the logical error.

## 10.5 Exceptions

The error handling for all the cases described hereafter shall take precedence over any other error handling described in the other subclauses of clause 10.

- If any type of error (Transfer Syntax Error, Abstract Syntax Error or Logical Error) is detected in the ERROR INDICATION message, it shall not trigger the Error Indication procedure in the receiving Node but local error handling.
- In case a response message or Error Indication message needs to be returned, but the information necessary to determine the receiver of that message is missing, the procedure shall be considered as unsuccessfully terminated and local error handling shall be initiated.
- If an error that terminates a procedure occurs, the returned cause value shall reflect the error that caused the termination of the procedure even if one or more abstract syntax errors with criticality “ignore and notify” have earlier occurred within the same procedure.
- If an AP ID error is detected, the error handling as described in subclause 10.6 shall be applied.



## 10.6 Handling of AP ID

NOTE: The “first message”, the “first returned message” and the “last message” as used below correspond to messages for a UE-associated logical connection. The “first message” has a new AP ID from the sending node and the “first returned message” is the first response message, which has a new APID from the node sending the “first returned message”. Thereafter the two APIDs are included in all messages over the UE-associated logical connection unless otherwise allowed by the specification. The “last message” is a message sent by a node in order to complete the termination of a given UE-associated logical connection, such that no other messages for the same connection are expected in either direction.

If a node receives a first message that includes a remote AP ID which is erroneous, e.g., an AP ID which has been stored previously for another UE-associated logical connection for the same peer node, the receiving node shall initiate an Error Indication procedure with inclusion of only the previously received AP ID from the peer node and an appropriate cause value. In this case, both nodes shall initiate a local release of any established UE-associated logical connection having the erroneous AP ID as local or remote identifier.

If a node receives a first returned message that includes a remote AP ID which has been stored previously for another UE-associated logical connection for the same peer node, or that includes an AP ID pair which is inconsistent (e.g., the local AP ID is unknown or already allocated to another UE-associated logical connection), the receiving node shall initiate an Error Indication procedure with inclusion of the received AP IDs from the peer node and an appropriate cause value. Both nodes shall initiate a local release of any established UE-associated logical connection (for the same S1 interface) having these AP IDs as local or remote identifier.

If a node receives a message (other than the first or first returned messages) that includes AP ID(s) identifying a logical connection which is unknown to the node (for the same S1 interface):

- if this message is not the last message for this UE-associated logical connection, the node shall initiate an Error Indication procedure with inclusion of the received AP ID(s) from the peer node and an appropriate cause value. Both nodes shall initiate a local release of any established UE-associated logical connection (for the same S1 interface) having the erroneous AP ID(s) as local or remote identifier.
- if this message is the last message for this UE-associated logical connection, the receiving node shall initiate a local release of any established UE-associated logical connection (for the same S1 interface) that have either the local or remote AP ID(s) as identifiers.



## Annex A (informative): S1AP Transparent containers content

Transparent containers are used in order to transfer information from one RAN node to another RAN node. Depending on the particular scenario the behaviour of both involved RAN nodes may be either specified according to the same radio system or according to different radio systems. During an inter-system handover the source RAN node has to adopt to the target RAN node and its requirements. Therefore the container content is encoded according to the rules which are specified for the target radio system.

In S1AP, there is a single transparent container defined for transporting information from the source to the target RAN node and a single transparent container for transporting information from the target to the source RAN node during handover preparation: the *Source to Target Transparent Container IE* and the *Target to Source Transparent Container IE*, which may carry either NG-RAN, E-UTRAN, UTRAN or GERAN specific information.

**NOTE:** The definition of generic transparent containers for handover purposes allows to transport them through the core network in a RAT-agnostic way.

In subclause 8.4.1.2, it is described how the transparent container shall be encoded with respect to the scenario in which it is used.

The table below is showing all possible scenarios and definitions according to which the content of the transparent container shall be encoded. Additionally the reference to the specification defining particular IE is given.

**Table A.1. Specification of Transparent Containers referenced in S1AP.**

| Scenario   | <b>Source to Target Transparent Container IE in S1AP: HANDOVER REQUIRED message</b>  |                             | <b>Target to Source Transparent Container IE in S1AP: HANDOVER COMMAND message</b>  |                             |
|--|--|-----------------------------|---|-----------------------------|
|  | Name of the IE   | Definition in specification | Name of the IE  | Definition in specification |
| Intra E-UTRAN handover   | Source eNB to Target eNB Transparent Container   | 36.413                      | Target eNB to Source eNB Transparent Container  | 36.413                      |
| Inter-system handover to UTRAN or SRVCC operation to UTRAN   | Source RNC to Target RNC Transparent Container   | 25.413                      | Target RNC to Source RNC Transparent Container  | 25.413                      |
| Inter-system handover to GERAN (PS domain only)  | Source BSS to Target BSS Transparent Container<br>Contents of the Source BSS to Target BSS Transparent Container   | 48.018                      | Target BSS to Source BSS Transparent Container<br>Contents of the Target BSS to Source BSS Transparent Container  | 48.018                      |
| SRVCC operation to GERAN without DTM support or SRVCC operation to GERAN with DTM but without DTM HO support | <i>Old BSS to New BSS information elements</i> field of the Old BSS to New BSS information   | 48.008                      | <i>Layer 3 Information field</i> of the Layer 3 Information   | 48.008                      |
| SRVCC operation to GERAN with DTM HO support   | Source BSS to Target BSS Transparent Container<br>Contents of the Source BSS to Target BSS Transparent Container (in the <i>Source to Target Transparent Container IE</i> ); | 48.018                      | <i>Layer 3 Information field</i> of the Layer 3 Information (in the <i>Target to Source Transparent Container IE</i> );   | 48.008                      |
|  | <i>Old BSS to New BSS information elements</i> field of the Old BSS to New BSS information (in the <i>Source to Target Transparent Container Secondary IE</i> )              | 48.008                      | Target BSS to Source BSS Transparent Container<br>Contents of the Target BSS to Source BSS Transparent Container (in the <i>Target to Source Transparent Container Secondary IE</i> ) | 48.018                      |
| Inter-system handover to NG-RAN  | Source NG-RAN Node to Target NG-RAN Node Transparent Container   | 38.413                      | Target NG-RAN Node to Source NG-RAN Node Transparent Container  | 38.413                      |



# Annex B (normative): IEs for SON Transfer

This annex defines IEs used by the SON Transfer RIM application (TS 48.018 [18]).

## B.1 Tabular definition

### B.1.1 SON Transfer Application Identity

This IE indicates the application identity within the SON Transfer application.

| IE/Group Name                     | Presence | Range | IE type and reference   | Semantics description   |
|-----------------------------------|----------|-------|---|---|
| SON Transfer Application Identity | M        |       | ENUMERATED<br>(Cell Load Reporting, ..., Multi-Cell Load Reporting, Event-Triggered Cell Load Reporting, HO Reporting, E-UTRAN Cell Activation, Energy Savings Indication, Failure Event Reporting) | <p>The receiving RAN node, including the eHRPD eAN, shall discard any RAN-INFORMATION-REQUEST/Multiple Report PDU containing this IE with value set to "Cell Load Reporting", "Multi-Cell Load Reporting", "HO Reporting", "E-UTRAN Cell Activation", "Energy Savings Indication" or "Failure Event Reporting".</p> <p>The receiving eHRPD eAN shall discard any RAN-INFORMATION-REQUEST/Single Report PDU containing this IE with value set to "Cell Load Reporting", "HO Reporting", "E-UTRAN Cell Activation", "Energy Savings Indication" or "Failure Event Reporting".</p> |

### B.1.2 SON Transfer Request Container

This container transfers request information for the SON Transfer application.

NOTE: The length of the *SON Transfer Request Container* IE shall remain compatible with the maximum message size on the Gb interface, this maximum size being determined depending on the lower layers used on the interface and on their configuration, a typical (default) limitation being 1600 octets for a Frame Relay sub-network as stated in TS 48.016 [30].



| IE/Group Name                                 | Presence | Range | IE type and reference | Semantics description |
|---|----------|-------|-----------------------|-----------------------|
| CHOICE SON Transfer Application               | M        |       |                       |                       |
| >Cell Load Reporting                          |          |       | NULL                  |                       |
| >Multi-Cell Load Reporting                    |          |       |                       |                       |
| >>Multi-Cell Load Reporting Request           | M        |       | B.1.7                 |                       |
| >Event-Triggered Cell Load Reporting          |          |       |                       |                       |
| >>Event-Triggered Cell Load Reporting Request | M        |       | B.1.11                |                       |
| >HO Reporting                                 |          |       |                       |                       |
| >>HO Report                                   | M        |       | B.1.13                |                       |
| >E-UTRAN Cell Activation                      |          |       |                       |                       |
| >>Cell Activation Request                     | M        |       | B.1.14                |                       |
| >Energy Savings Indication                    |          |       |                       |                       |
| >>Cell State Indication                       | M        |       | B.1.16                |                       |
| >Failure Event Reporting                      |          |       |                       |                       |
| >>Failure Event Report                        | M        |       | B.1.17                |                       |

### B.1.3 SON Transfer Response Container

This container transfers response information for the SON Transfer application.

NOTE: The length of the *SON Transfer Response Container* IE shall remain compatible with the maximum message size on the Gb interface, this maximum size being determined depending on the lower layers used on the interface and on their configuration, a typical (default) limitation being 1600 octets for a Frame Relay sub-network as stated in TS 48.016 [30].



| IE/Group Name                                  | Presence | Range | IE type and reference | Semantics description   |
|--|----------|-------|-----------------------|---|
| CHOICE SON Transfer Application                | M        |       |                       |   |
| >Cell Load Reporting                           |          |       |                       |   |
| >>Cell Load Reporting Response                 | M        |       | B.1.5                 |   |
| >Multi-Cell Load Reporting                     |          |       |                       |   |
| >>Multi-Cell Load Reporting Response           | M        |       | B.1.9                 |   |
| >Event-Triggered Cell Load Reporting           |          |       |                       |   |
| >>Event-triggered Cell Load Reporting Response | M        |       | B.1.12                |   |
| >HO Reporting                                  |          |       | NULL                  |   |
| >E-UTRAN Cell Activation                       |          |       |                       |   |
| >>Cell Activation Response                     | M        |       | B.1.15                |   |
| >Energy Savings Indication                     |          |       | NULL                  | The <i>Reporting Cell Identifier</i> field in the RAN-INFORMATION Application Container for SON Transfer (TS 48.018 [18]) shall be the same as received in the RAN-INFORMATION-REQUEST Application Container. The <i>RAT Discriminator</i> field shall be set to 'E-UTRAN'. |
| >Failure Event Reporting                       |          |       | NULL                  | The <i>Reporting Cell Identifier</i> field in the RAN-INFORMATION Application Container for SON Transfer (TS 48.018 [18]) shall be the same as received in the RAN-INFORMATION-REQUEST Application Container. The <i>RAT Discriminator</i> field shall be set to 'E-UTRAN'. |

## B.1.4 SON Transfer Cause

This container indicates the cause why the *Application Error Container* IE for the SON Transfer application defined in TS 48.018 [18] is sent.



| IE/Group Name                        | Presence | Range | IE type and reference  | Semantics description |
|--------------------------------------|----------|-------|--|-----------------------|
| CHOICE SON Transfer Application      | M        |       |  |                       |
| >Cell Load Reporting                 |          |       |  |                       |
| >>Cell Load Reporting Cause          | M        |       | B.1.10   |                       |
| >Multi-Cell Load Reporting           |          |       |  |                       |
| >>Cell Load Reporting Cause          | M        |       | B.1.10   |                       |
| >Event-Triggered Cell Load Reporting |          |       |  |                       |
| >>Cell Load Reporting Cause          | M        |       | B.1.10   |                       |
| >HO Reporting                        |          |       |  |                       |
| >>HO Reporting Cause                 | M        |       | ENUMERATED<br>(Application Container Syntax Error, Inconsistent Reporting Cell Identifier, Unspecified, ...) |                       |
| >E-UTRAN Cell Activation             |          |       |  |                       |
| >>Cell Activation Cause              | M        |       | ENUMERATED<br>(Application Container Syntax Error, Inconsistent Reporting Cell Identifier, Unspecified, ...) |                       |
| >Energy Savings Indication           |          |       |  |                       |
| >>Cell State Indication Cause        | M        |       | ENUMERATED<br>(Application Container Syntax Error, Inconsistent Reporting Cell Identifier, Unspecified, ...) |                       |
| >Failure Event Reporting             |          |       |  |                       |
| >>Failure Event Reporting Cause      | M        |       | ENUMERATED<br>(Application Container Syntax Error, Inconsistent Reporting Cell Identifier, Unspecified, ...) |                       |



| HO Reporting Cause                     | Meaning   |
|--|---|
| Application Container Syntax Error     | The <i>Application Container</i> IE is syntactically incorrect.   |
| Inconsistent Reporting Cell Identifier | <ul style="list-style-type: none"> <li>- In case the reporting RAT is GERAN: the Reporting Cell Identifier in the <i>Application Container</i> IE does not match with the <i>Destination Cell Identifier</i> IE value (in the case of a RAN-INFORMATION-REQUEST PDU) or with the <i>Source Cell Identifier</i> IE value (in the case of a RAN-INFORMATION PDU) of the RIM header.</li> <li>- In case the reporting RAT is UTRAN or E-UTRAN: the cell identified by Reporting Cell Identifier in the <i>Application Container</i> IE is unknown in the RNC (UTRAN case) or in the eNodeB (E-UTRAN case) identified by the <i>Destination Cell Identifier</i> IE value in the RAN-INFORMATION-REQUEST PDU.</li> </ul> |
| Unspecified                            | Sent when none of the above cause values applies.   |

| Cell Activation Cause                  | Meaning  |
|--|--|
| Application Container Syntax Error     | The <i>Application Container</i> IE is syntactically incorrect.  |
| Inconsistent Reporting Cell Identifier | <ul style="list-style-type: none"> <li>- In case the reporting RAT is E-UTRAN: The Reporting Cell Identifier in the <i>Application Container</i> IE is unknown in the eNB identified by the <i>Destination Cell Identifier</i> IE value of the RIM header of a RAN-INFORMATION-REQUEST PDU or the reporting cell identifier in the <i>Application Container</i> IE does not match with the <i>Source Cell Identifier</i> IE value of the RIM header of a RAN-INFORMATION PDU.</li> </ul> |
| Unspecified                            | Sent when none of the above cause values applies.  |

| Cell State Indication Cause            | Meaning  |
|--|--|
| Application Container Syntax Error     | The <i>Application Container</i> IE is syntactically incorrect.  |
| Inconsistent Reporting Cell Identifier | <ul style="list-style-type: none"> <li>- In case the reporting RAT is E-UTRAN: The Reporting Cell Identifier in the <i>Application Container</i> IE does not match with the <i>Source Cell Identifier</i> IE value of the RIM header of a RAN-INFORMATION-REQUEST PDU or the reporting cell identifier in the <i>Application Container</i> IE does not match with the <i>Destination Cell Identifier</i> IE value of the RIM header of a RAN-INFORMATION PDU.</li> </ul> |
| Unspecified                            | Sent when none of the above cause values applies.  |

| Failure Event Reporting Cause          | Meaning  |
|--|--|
| Application Container Syntax Error     | The <i>Application Container</i> IE is syntactically incorrect.  |
| Inconsistent Reporting Cell Identifier | <ul style="list-style-type: none"> <li>- In case the reporting RAT is E-UTRAN: The Reporting Cell Identifier in the <i>Application Container</i> IE does not match with the <i>Source Cell Identifier</i> IE value of the RIM header of a RAN-INFORMATION-REQUEST PDU or the reporting cell identifier in the <i>Application Container</i> IE does not match with the <i>Destination Cell Identifier</i> IE value of the RIM header of a RAN-INFORMATION PDU.</li> </ul> |
| Unspecified                            | Sent when none of the above cause values applies   |

## B.1.5 Cell Load Reporting Response

This IE contains response information for inter-RAT cell load reporting.



| IE/Group Name               | Presence | Range | IE type and reference                       | Semantics description   |
|-----------------------------|----------|-------|---|---|
| CHOICE <i>Reporting RAT</i> | M        |       |   |   |
| > <i>E-UTRAN</i>            |          |       |   |   |
| >> <i>E-UTRAN</i> Response  | M        |       | E-UTRAN Cell Load Reporting Response B.1.6  |   |
| > <i>UTRAN</i>              |          |       |   |   |
| >> <i>UTRAN</i> Response    | M        |       | OCTET STRING                                | Contains the <i>Cell Load Information Group</i> IE as defined in TS 25.413. The receiver shall ignore the value of the <i>Source Cell Identifier</i> IE within the <i>Cell Load Information Group</i> IE. |
| > <i>GERAN</i>              |          |       |   |   |
| >> <i>GERAN</i> Response    | M        |       | OCTET STRING                                | Contains the <i>Cell Load Information Group</i> IE as defined in TS 48.008. The receiver shall ignore the value of the <i>Cell Identifier</i> IE within the <i>Cell Load Information Group</i> IE.        |
| > <i>eHRPD</i>              |          |       |   |   |
| >> <i>eHRPD</i> Response    | M        |       | eHRPD Sector Load Reporting Response B.1.19 |   |

B.1.6 E-UTRAN Cell Load Reporting Response

This IE contains response information for inter-RAT cell load reporting.

| IE/Group Name                      | Presence | Range | IE type and reference | Semantics description  |
|------------------------------------|----------|-------|-----------------------|--|
| Composite Available Capacity Group | M        |       | OCTET STRING          | Contains the <i>Composite Available Capacity Group</i> IE as defined in TS 36.423. |

B.1.7 Multi-Cell Load Reporting Request

This IE contains request information for inter-RAT multi-cell load reporting.

| IE/Group Name       | Presence | Range                            | IE type and reference | Semantics description   |
|---------------------|----------|----------------------------------|-----------------------|---|
| Requested Cell List |          | 1 .. <maxnoofIRATReportingCells> |                       | One of the IRAT Cell IDs contained in this list shall be carried in the <i>Reporting Cell Identifier</i> field in the RAN-INFORMATION-REQUEST Application Container for SON Transfer (TS 48.018). |
| >IRAT Cell ID       | M        |                                  | B.1.8                 |   |

| Range bound               | Explanation                                     |
|---------------------------|---|
| maxnoofIRATReportingCells | Maximum no. cells to be included. Value is 128. |

B.1.8 IRAT Cell ID



| IE/Group Name               | Presence | Range | IE type and reference | Semantics description  |
|-----------------------------|----------|-------|-----------------------|--|
| CHOICE <i>Reporting RAT</i> | M        |       |                       |  |
| > <i>E-UTRAN</i>            |          |       |                       |  |
| >>Cell Identifier           | M        |       | OCTET STRING          | Contains the E-UTRAN CGI IE as defined in 9.2.1.38.                    |
| > <i>UTRAN</i>              |          |       |                       |  |
| >>Cell Identifier           | M        |       | OCTET STRING          | Contains the <i>Source Cell Identifier</i> IE as defined in TS 25.413. |
| > <i>GERAN</i>              |          |       |                       |  |
| >>Cell Identifier           | M        |       | OCTET STRING          | Contains the <i>Cell Identifier</i> IE as defined in TS 48.018.        |
| > <i>eHRPD</i>              |          |       |                       |  |
| >>eHRPD Sector ID           | M        |       | B.1.18                |  |

## B.1.9 Multi-Cell Load Reporting Response

This IE contains response information for inter-RAT multi-cell load reporting.

| IE/Group Name                            | Presence | Range                                       | IE type and reference | Semantics description   |
|--|----------|---|-----------------------|---|
| <b>Reporting Cell List</b>               |          | 1 ..<br><maxnoofIRAT<br>ReportingCells<br>> |                       |   |
| >CHOICE <i>Reporting RAT</i>             | M        |   |                       |   |
| >> <i>E-UTRAN</i>                        |          |   |                       |   |
| >>>E-UTRAN Response                      | M        |   |                       |   |
| >>>>Cell Identifier                      | M        |   | OCTET STRING          | Contains the E-UTRAN CGI IE as defined in 9.2.1.38.                         |
| >>>>E-UTRAN Cell Load Reporting Response | M        |   | B.1.6                 |   |
| >> <i>UTRAN</i>                          |          |   |                       |   |
| >>>UTRAN Response                        | M        |   | OCTET STRING          | Contains the <i>Cell Load Information Group</i> IE as defined in TS 25.413. |
| >> <i>GERAN</i>                          |          |   |                       |   |
| >>>GERAN Response                        | M        |   | OCTET STRING          | Contains the <i>Cell Load Information Group</i> IE as defined in TS 48.008. |
| >> <i>eHRPD</i>                          |          |   |                       |   |
| >>>eHRPD Sector ID                       | M        |   | B.1.18                |   |
| >>>eHRPD Sector Load Reporting Response  | M        |   | B.1.19                |   |

## B.1.10 Cell Load Reporting Cause

This IE contains request information for inter-RAT cell load reporting.



| IE/Group Name             | Presence | Range | IE type and reference  | Semantics description |
|---------------------------|----------|-------|--|-----------------------|
| Cell Load Reporting Cause | M        |       | ENUMERATED<br>(Application Container Syntax Error, Inconsistent Reporting Cell Identifier, Unspecified, ...) |                       |

The meaning of the different cause values is described in the following table.

| Cell Load Reporting Cause              | Meaning  |
|--|--|
| Application Container Syntax Error     | The <i>Application Container</i> IE is syntactically incorrect.  |
| Inconsistent Reporting Cell Identifier | <ul style="list-style-type: none"> <li>- In case the reporting RAT is GERAN or eHRPD: the <i>Reporting Cell Identifier</i> in the <i>Application Container</i> IE does not match with the <i>Destination Cell Identifier</i> IE value (in the case of a RAN-INFORMATION-REQUEST PDU) or with the <i>Source Cell Identifier</i> IE value (in the case of a RAN-INFORMATION PDU) of the RIM header.</li> <li>- In case the reporting RAT is UTRAN or E-UTRAN: the cell identified by <i>Reporting Cell Identifier</i> in the <i>Application Container</i> IE is unknown in the RNC (UTRAN case) or in the eNodeB (E-UTRAN case) identified by the <i>Destination Cell Identifier</i> IE value in the RAN-INFORMATION-REQUEST PDU.</li> </ul> |
| Unspecified                            | Sent when none of the above cause values applies   |

### B.1.11 Event-Triggered Cell Load Reporting Request

This IE contains request information for inter-RAT cell load reporting.

| IE/Group Name                          | Presence | Range | IE type and reference            | Semantics description   |
|--|----------|-------|----------------------------------|---|
| Number Of Measurement Reporting Levels | M        |       | ENUMERATED (2, 3, 4, 5, 10, ...) | The reporting node divides the cell load scale into the indicated number of reporting levels, evenly distributed on a linear scale below the reporting node's threshold for overload. The reporting node sends a report each time the cell load changes from one reporting level to another, and when the cell load enters and exits overload state. If the reporting RAT is eHRPD, triggering is based on sector load. |

### B.1.12 Event-triggered Cell Load Reporting Response

This IE contains response information for event-triggered inter-RAT cell load reporting.



| IE/Group Name | Presence | Range | IE type and reference                 | Semantics description   |
|---------------|----------|-------|---------------------------------------|---|
| Cell Load     | M        |       | Cell Load Reporting Response<br>B.1.5 |   |
| Overload Flag | O        |       | ENUMERATED<br>(Overload, ...)         | If the reporting RAT is eHRPD, when this IE is present the sector load exceeds the threshold for overload.<br>For other reporting RATs, when this IE is present the cell load exceeds the threshold for overload. |

## B.1.13 HO Report

This IE contains information for too early inter-RAT HO without connection failure.

| IE/Group Name              | Presence | Range                           | IE type and reference   | Semantics description   |
|----------------------------|----------|---------------------------------|---|---|
| HO Type                    | M        |                                 | ENUMERATED<br>(LTE to UTRAN, LTE to GERAN, ...)                         |   |
| HO Report Type             | M        |                                 | ENUMERATED<br>(Unnecessary HO to another RAT, ..., Early IRAT Handover) | The "Early IRAT Handover" code-point shall be used by the RNC according to TS 25.413 [19].  |
| HO Source ID               | M        |                                 | IRAT Cell ID<br>B.1.8   | Contains the cell ID of the source cell for the HO. This IE shall contain an E-UTRAN CGI, and shall be set to the same value as the <i>Reporting Cell Identifier</i> IE in TS 48.018 [18] |
| HO Target ID               | M        |                                 | IRAT Cell ID<br>B.1.8   | Contains the cell ID of the target cell for the HO. This IE shall contain either a UTRAN Cell ID or a GERAN Cell ID.  |
| <b>Candidate Cell List</b> |          | 1 ..<br><maxnoofCandidateCells> |   |   |
| >Candidate Cell ID         | M        |                                 | IRAT Cell ID<br>B.1.8   | This IE contains an E-UTRAN CGI.  |
| <b>Candidate PCI List</b>  |          | 0..1                            |   |   |
| >Candidate PCIs            |          | 1 ..<br><maxnoofCandidateCells> |   |   |
| >>Candidate PCI            | M        |                                 | B.1.23  | This IE includes the Primary Cell Identifier and the EARFCN of detected cells not included in the <i>Candidate Cell List</i> IE and for which an E-UTRAN CGI could not be derived.        |

| Range bound           | Explanation                     |
|-----------------------|---------------------------------|
| maxnoofCandidateCells | Maximum no. of candidate cells. |

## B.1.14 Cell Activation Request

This IE contains request information for inter-RAT Cell Activation.



| IE/Group Name           | Presence | Range                      | IE type and reference | Semantics description   |
|-------------------------|----------|----------------------------|-----------------------|---|
| Cells to Activate List  |          | 1 ..<br><maxnoofCellineNB> |                       | One of the cell IDs contained in this list shall be carried in the <i>Reporting Cell Identifier</i> field in the RAN-INFORMATION-REQUEST Application Container for SON Transfer (TS 48.018 [18]). |
| >Cell Identifier        | M        |                            | OCTET STRING          | Contains the <i>E-UTRAN CGI</i> IE as defined in 9.2.1.38.  |
| Minimum Activation Time | O        |                            | INTEGER (1..60)       | Seconds   |

| Range bound      | Explanation   |
|------------------|---|
| maxnoofCellineNB | Maximum no. cells that can be served by an eNB. Value is 256. |

## B.1.15 Cell Activation Response

This IE contains response information for inter-RAT Cell Activation.

| IE/Group Name        | Presence | Range                      | IE type and reference | Semantics description                                      |
|----------------------|----------|----------------------------|-----------------------|--|
| Activated Cells List |          | 0 ..<br><maxnoofCellineNB> |                       |  |
| >Cell Identifier     | M        |                            | OCTET STRING          | Contains the <i>E-UTRAN CGI</i> IE as defined in 9.2.1.38. |

| Range bound      | Explanation   |
|------------------|---|
| maxnoofCellineNB | Maximum no. cells that can be served by an eNB. Value is 256. |

## B.1.16 Cell State Indication

This IE contains notification information for inter-RAT Cell Activation and Deactivation

| IE/Group Name          | Presence | Range                      | IE type and reference                       | Semantics description   |
|------------------------|----------|----------------------------|---|---|
| Notification Cell List |          | 1 ..<br><maxnoofCellineNB> |   | One of the cell IDs contained in this list shall be carried in the <i>Reporting Cell Identifier</i> field in the RAN-INFORMATION-REQUEST Application Container for SON Transfer (TS 48.018 [18]). |
| >Cell Identifier       | M        |                            | OCTET STRING                                | Contains the <i>E-UTRAN CGI</i> IE as defined in 9.2.1.38.  |
| >Notify Flag           | M        |                            | ENUMERATED<br>(Activated, Deactivated, ...) |   |

| Range bound      | Explanation   |
|------------------|---|
| maxnoofCellineNB | Maximum no. cells that can be served by an eNB. Value is 256. |

## B.1.17 Failure Event Report

This IE contains information for inter-RAT handover with connection failure.



| IE/Group Name                               | Presence | Range | IE type and reference  | Semantics description   |
|---|----------|-------|------------------------|---|
| CHOICE <i>Failure Event Report Type</i>     | M        |       |                        |   |
| >Too Early inter-RAT HO report from E-UTRAN |          |       |                        | The <i>Reporting Cell Identifier</i> field in the RAN-INFORMATION Application Container for SON Transfer (TS 48.018 [18]) shall be the same as the Last Serving Cell Identity in the UE RLF Report.             |
| >>UE RLF Report Container                   | M        |       | OCTET STRING           | Includes the <i>rlf-Report</i> contained in the <i>UEInformationResponse</i> message as defined in TS 36.331 [16]   |
| >>Mobility Information                      | O        |       | BIT STRING (SIZE (32)) | Information related to the handover; the external handover source provides it in the Source eNB to target eNB Transparent Container in order to enable later analysis of the conditions that led to a wrong HO. |

### B.1.18 eHRPD Sector ID

This IE contains the eHRPD Sector ID.

| IE/Group Name   | Presence | Range | IE type and reference   | Semantics description                            |
|-----------------|----------|-------|-------------------------|--|
| eHRPD Sector ID | M        |       | OCTET STRING (SIZE(16)) | Defined in 3GPP2 C.S0024-B [27] sub-section 13.9 |

### B.1.19 eHRPD Sector Load Reporting Response

This IE indicates the overall available resource level in the eHRPD sector in downlink and uplink.

| IE/Group Name                               | Presence | Range | IE type and reference                     | Semantics description |
|---|----------|-------|---|-----------------------|
| eHRPD Composite Available Capacity Downlink | M        |       | eHRPD Composite Available Capacity B.1.20 | For the downlink      |
| eHRPD Composite Available Capacity Uplink   | M        |       | eHRPD Composite Available Capacity B.1.20 | For the uplink        |

### B.1.20 eHRPD Composite Available Capacity

This IE indicates the overall available resource level in the eHRPD sector in either Downlink or Uplink.

| IE/Group Name                     | Presence | Range | IE type and reference | Semantics description   |
|-----------------------------------|----------|-------|-----------------------|---|
| eHRPD Sector Capacity Class Value | M        |       | B.1.21                |   |
| eHRPD Capacity Value              | M        |       | B.1.22                | '0' indicates no resource is available, Measured on a linear scale. |



### B.1.21 eHRPD Sector Capacity Class Value

This IE indicates the value that classifies the eHRPD sector capacity with regards to cells in other RATs. The IE only indicates resources that are configured for traffic purposes.

| IE/Group Name                     | Presence | Range | IE type and reference | Semantics description  |
|-----------------------------------|----------|-------|-----------------------|--|
| eHRPD Sector Capacity Class Value | M        |       | INTEGER (1..100,...)  | Value 1 indicates the minimum sector capacity, and 100 indicates the maximum sector capacity. There should be a linear relation between sector capacity and eHRPD Sector Capacity Class Value. |

### B.1.22 eHRPD Capacity Value

This IE indicates the amount of resources that are available for load balancing relative to the total eHRPD resources. A sector is expected to accept traffic corresponding to the indicated available capacity.

| IE/Group Name        | Presence | Range | IE type and reference | Semantics description  |
|----------------------|----------|-------|-----------------------|--|
| eHRPD Capacity Value | M        |       | INTEGER (0..100)      | Value 0 indicates no available capacity, and 100 indicates maximum available capacity . Capacity Value should be measured on a linear scale. |

### B.1.23 Candidate PCI

This IE contains the Primary Cell Identity and the frequency of a detected LTE cell.

| IE/Group Name | Presence | Range | IE type and reference | Semantics description                          |
|---------------|----------|-------|-----------------------|--|
| PCI           | M        |       | INTEGER (0..503)      | Physical Cell Identifier of the detected cell  |
| EARFCN        | M        |       | OCTET STRING          | Contains the EARFCN IE as defined in 9.2.1.95. |

## B.2 ASN.1 definition

```
-- ASN1START
-- *****
--
-- IE definitions for the SON Transfer application
-- The IEs in this ASN.1 module shall be defined and encoded
-- using the same rules as applicable for the S1AP-IEs module.
--
-- *****
SonTransfer-IEs

DEFINITIONS AUTOMATIC TAGS ::=

BEGIN

--
-- Generic IEs for the SON Transfer application
--

SONtransferApplicationIdentity ::= ENUMERATED {
    cell-load-reporting,
```



```

    ...,
    multi-cell-load-reporting,
    event-triggered-cell-load-reporting,
    ho-reporting,
    eutran-cell-activation,
    energy-savings-indication,
    failure-event-reporting
}

SONtransferRequestContainer ::= CHOICE{
    cellLoadReporting                NULL,
    ...,
    multiCellLoadReporting           MultiCellLoadReportingRequest,
    eventTriggeredCellLoadReporting EventTriggeredCellLoadReportingRequest,
    hOReporting                      HOReport,
    eutranCellActivation              CellActivationRequest,
    energySavingsIndication           CellStateIndication,
    failureEventReporting             FailureEventReport
}

SONtransferResponseContainer ::= CHOICE{
    cellLoadReporting                CellLoadReportingResponse,
    ...,
    multiCellLoadReporting           MultiCellLoadReportingResponse,
    eventTriggeredCellLoadReporting EventTriggeredCellLoadReportingResponse,
    hOReporting                      NULL,
    eutranCellActivation              CellActivationResponse,
    energySavingsIndication           NULL,
    failureEventReporting             NULL
}

SONtransferCause ::= CHOICE {
    cellLoadReporting                CellLoadReportingCause,
    ...,
    multiCellLoadReporting           CellLoadReportingCause,
    eventTriggeredCellLoadReporting CellLoadReportingCause,
    hOReporting                      HOReportingCause,
    eutranCellActivation              CellActivationCause,
    energySavingsIndication           CellStateIndicationCause,
    failureEventReporting             FailureEventReportingCause
}

CellLoadReportingCause ::= ENUMERATED {
    application-container-syntax-error,
    inconsistent-reporting-cell-identifier,
    unspecified,
    ...
}

HOReportingCause ::= ENUMERATED {
    application-container-syntax-error,
    inconsistent-reporting-cell-identifier,
    unspecified,
    ...
}

CellActivationCause ::= ENUMERATED {
    application-container-syntax-error,
    inconsistent-reporting-cell-identifier,
    unspecified,
    ...
}

CellStateIndicationCause ::= ENUMERATED {
    application-container-syntax-error,
    inconsistent-reporting-cell-identifier,
    unspecified,
    ...
}

FailureEventReportingCause ::= ENUMERATED {
    application-container-syntax-error,
    inconsistent-reporting-cell-identifier,
    unspecified,
    ...
}

```



```

--
-- IEs for Cell Load Reporting application
--

CellLoadReportingResponse ::= CHOICE {
    eUTRAN          EUTRANCellLoadReportingResponse,
    uTRAN           OCTET STRING,
    gERAN           OCTET STRING,
    ...,
    eHRPD           EHRPDSectorLoadReportingResponse
}

CompositeAvailableCapacityGroup ::= OCTET STRING

EUTRANCellLoadReportingResponse ::= SEQUENCE {
    compositeAvailableCapacityGroup  CompositeAvailableCapacityGroup,
    ...
}

--
-- IEs for Multi-Cell Load Reporting application
--

EUTRANResponse ::= SEQUENCE {
    cell-ID          OCTET STRING,
    eUTRANCellLoadReportingResponse  EUTRANCellLoadReportingResponse,
    ...
}

EHRPD-Sector-ID ::= OCTET STRING (SIZE (16))

IRAT-Cell-ID ::= CHOICE {
    eUTRAN          OCTET STRING,
    uTRAN           OCTET STRING,
    gERAN           OCTET STRING,
    ...,
    eHRPD           EHRPD-Sector-ID
}

RequestedCellList ::= SEQUENCE (SIZE(1.. maxnoofIRATReportingCells)) OF IRAT-Cell-ID

MultiCellLoadReportingRequest ::= SEQUENCE {
    requestedCellList          RequestedCellList,
    ...
}

ReportingCellList-Item ::= SEQUENCE {
    cell-ID                  IRAT-Cell-ID,
    ...
}

ReportingCellList ::= SEQUENCE (SIZE(1.. maxnoofIRATReportingCells)) OF ReportingCellList-Item

MultiCellLoadReportingResponse ::= SEQUENCE (SIZE(1.. maxnoofIRATReportingCells)) OF
MultiCellLoadReportingResponse-Item

MultiCellLoadReportingResponse-Item ::= CHOICE {
    eUTRANResponse          EUTRANResponse,
    uTRANResponse           OCTET STRING,
    gERANResponse           OCTET STRING,
    ...,
    eHRPD                   EHRPDMultiSectorLoadReportingResponseItem
}

--
-- IEs for Event-triggered Cell Load Reporting application
--

NumberOfMeasurementReportingLevels ::= ENUMERATED {
    rl2,
    rl3,
    rl4,
    rl5,
    rl10,
    ...
}

```



```

EventTriggeredCellLoadReportingRequest ::= SEQUENCE {
    numberOfMeasurementReportingLevels    NumberOfMeasurementReportingLevels,
    ...
}

OverloadFlag ::= ENUMERATED {
    overload,
    ...
}

EventTriggeredCellLoadReportingResponse ::= SEQUENCE {
    cellLoadReportingResponse            CellLoadReportingResponse,
    overloadFlag                        OverloadFlag,
    ...
}

--
-- IEs for HO Reporting application
--

HOReport ::= SEQUENCE {
    hoType                HoType,
    hoReportType           HoReportType,
    hosourceID             IRAT-Cell-ID,
    hoTargetID             IRAT-Cell-ID,
    candidateCellList      CandidateCellList,
    ...,
    candidatePCIList       CandidatePCIList    OPTIONAL
}

HoType ::= ENUMERATED {
    ltetoutran,
    ltetogeran,
    ...
}

HoReportType ::= ENUMERATED {
    unnecessaryhotoanotherat,
    ...,
    earlyirathandover
}

CandidateCellList ::= SEQUENCE (SIZE(1..maxnoofcandidateCells)) OF IRAT-Cell-ID

CandidatePCIList ::= SEQUENCE (SIZE(1..maxnoofcandidateCells)) OF CandidatePCI

CandidatePCI ::= SEQUENCE {
    pCI                INTEGER (0..503),
    eARFCN             OCTET STRING,
    ...
}

--
-- IEs for E-UTRAN Cell Activation application
--

CellActivationRequest ::= SEQUENCE {
    cellsToActivateList    CellsToActivateList,
    minimumActivationTime  INTEGER (1..60)    OPTIONAL,
    ...
}

CellsToActivateList ::= SEQUENCE (SIZE(1.. maxnoofCellineNB)) OF CellsToActivateList-Item

CellsToActivateList-Item ::= SEQUENCE {
    cell-ID              OCTET STRING,
    ...
}

CellActivationResponse ::= SEQUENCE {
    activatedCellsList     ActivatedCellsList,
    ...
}

ActivatedCellsList ::= SEQUENCE (SIZE(0.. maxnoofCellineNB)) OF ActivatedCellsList-Item

```



```

ActivatedCellsList-Item ::= SEQUENCE {
    cell-ID                OCTET STRING,
    ...
}

--
-- IEs for Energy Savings Indication application
--

CellStateIndication ::= SEQUENCE {
    notificationCellList    NotificationCellList,
    ...
}

NotificationCellList ::= SEQUENCE (SIZE(1.. maxnoofCelllineNB)) OF NotificationCellList-Item

NotificationCellList-Item ::= SEQUENCE {
    cell-ID                OCTET STRING,
    notifyFlag              NotifyFlag,
    ...
}

NotifyFlag ::= ENUMERATED {
    activated,
    deactivated,
    ...
}

FailureEventReport ::= CHOICE {
    tooEarlyInterRATHORepFromEUTRAN    TooEarlyInterRATHORepFromEUTRAN,
    ...
}

TooEarlyInterRATHORepFromEUTRAN ::= SEQUENCE {
    uERLFRptContainer    OCTET STRING,
    mobilityInformation    MobilityInformation    OPTIONAL,
    ...
}

MobilityInformation ::= BIT STRING (SIZE(32))

--
-- IEs for reporting of eHRPD load
--

EHRPDCapacityValue ::= INTEGER (0..100)

EHRPDSectorCapacityClassValue ::= INTEGER (1..100, ...)

EHRPDSectorLoadReportingResponse ::= SEQUENCE {
    dL-EHRPD-CompositeAvailableCapacity    EHRPDCompositeAvailableCapacity,
    uL-EHRPD-CompositeAvailableCapacity    EHRPDCompositeAvailableCapacity,
    ...
}

EHRPDCompositeAvailableCapacity ::= SEQUENCE {
    eHRPDSectorCapacityClassValue    EHRPDSectorCapacityClassValue,
    eHRPDCapacityValue                EHRPDCapacityValue,
    ...
}

EHRPDMultiSectorLoadReportingResponseItem ::= SEQUENCE {
    eHRPD-Sector-ID                EHRPD-Sector-ID,
    eHRPDSectorLoadReportingResponse    EHRPDSectorLoadReportingResponse,
    ...
}

-- *****
--
-- Constants
--
-- *****

maxnoofIRATReportingCells    INTEGER ::= 128
maxnoofcandidateCells        INTEGER ::= 16
maxnoofCelllineNB            INTEGER ::= 256

```



END  
-- ASN1STOP



---

## Annex C (informative): Processing of Transparent Containers at the MME

The encoding of the *Source to Target Transparent Container* and *Target to Source Transparent Container* IEs in this specification is different from the one specified in TS 25.413 [19].

Irrespective of the mobility scenario (inter-RAT or intra-LTE), the MME always processes these IEs in the following way:

- The MME shall convey to the eNodeB the information received within
  - the GTPv1-C "UTRAN transparent field" of the "UTRAN Transparent Container" IE across the Gn-interface (see subclause 7.7.38 of TS 29.060 [35]), or
  - the GTPv1-C "BSS Container" (value part octets 4-n) of the "BSS Container" IE across the Gn- interface (see subclause 7.7.72 of TS 29.060 [35]), or
  - the GTPv2 "F-container field" of the "F-Container" IE across the S3/S10- interface (see subclause 8.48 of TS 29.274 [36]).

by including it in the octets of the OCTET STRING of the *Source to Target Transparent Container* IE, the *Target to Source Transparent Container* IE or the *Target to Source Transparent Container Secondary* IE of the corresponding S1AP message.

- The MME shall convey to the GTP peer the information received within the octets of the OCTET STRING of the *Source to Target Transparent Container* IE, the *Target to Source Transparent Container* IE or the *Target to Source Transparent Container Secondary* IE by including it in
  - the GTPv1-C "UTRAN transparent field" of the "UTRAN Transparent Container" IE across the Gn- interface (see subclause 7.7.38 of TS 29.060 [35]), or
  - the GTPv1-C "BSS Container" (value part octets 4-n) of the "BSS Container" IE across the Gn- interface (see subclause 7.7.72 of TS 29.060 [35]), or
  - the GTPv2 "F-container field" of the "F-Container" IE across the S3/S10- interface (see subclause 8.48 of TS 29.274 [36]).



## Annex D (informative): Change history

| TSG #      | TSG Doc.  | CR   | Rev | Subject/Comment   | New   |
|------------|-----------|------|-----|---|-------|
| 38         |           |      |     | Specification approved at TSG-RAN and placed under change control               | 8.0.0 |
| 39         | RP-080080 | 0058 |     | RAN3 agreed changes for TS 36.413   | 8.1.0 |
| 40         | RP-080304 | 0059 | 1   | RAN3 agreed changes for TS 36.413   | 8.2.0 |
| 41         | RP-080584 | 0223 |     | changes to TS 36.413 agreed in RAN3#61  | 8.3.0 |
| 42         | RP-080846 | 0325 | 1   | changes to TS 36.413 agreed in RAN3#62  | 8.4.0 |
| 43         | RP-090083 | 0327 |     | Adding extension container in SEQUENCE type for forward compatibility           | 8.5.0 |
| 43         | RP-090091 | 0331 | 1   | Corrections on S1AP: eNB configuration update procedure                         | 8.5.0 |
| 43         | RP-090086 | 0332 | 1   | Corrections on S1AP: Paging procedure   | 8.5.0 |
| 43         | RP-090089 | 0333 | 1   | Handling detection of two S1 connections towards one UE                         | 8.5.0 |
| 43         | RP-090089 | 0334 | 1   | Interaction between UE Context Release Request and UE Context Release procedure | 8.5.0 |
| 43         | RP-090246 | 0337 | 2   | IP address retrieval for ANRF   | 8.5.0 |
| 43         | RP-090083 | 0340 |     | Modification of RRC context indexing  | 8.5.0 |
| 43         | RP-090086 | 0342 | 1   | Completion of LTE cause values  | 8.5.0 |
| 43         | RP-090090 | 0345 | 1   | Correction of served GUMMEIs  | 8.5.0 |
| 43         | RP-090086 | 0346 | 1   | Correction of Initial Context Setup   | 8.5.0 |
| 43         | RP-090086 | 0349 | 1   | Clarification of path switch failure  | 8.5.0 |
| 43         | RP-090091 | 0350 | 2   | Correction of eNB Status Transfer   | 8.5.0 |
| 43         | RP-090083 | 0356 |     | Addition of the description of Timer TX2RELOCOverall                            | 8.5.0 |
| 43         | RP-090089 | 0357 | 1   | New cause value "Interaction with other procedure"                              | 8.5.0 |
| 43         | RP-090087 | 0359 | 1   | S1AP Review on Location Reporting procedures                                    | 8.5.0 |
| 43         | RP-090089 | 0366 | 1   | Definition on parameters related to a trace activation                          | 8.5.0 |
| 43         | RP-090090 | 0368 | 2   | Adding EUTRAN CELL TRAFFIC TRACE message over S1 interfaces                     | 8.5.0 |
| 43         | RP-090091 | 0369 | 2   | Adding MS Classmark 2 and MS Clssmark 3 IEs over S1 interface                   | 8.5.0 |
| 43         | RP-090086 | 0370 | 1   | New Invalid E-RAB Id causes   | 8.5.0 |
| 43         | RP-090091 | 0371 | 2   | S1AP Review: S1 Handover Cancel procedure                                       | 8.5.0 |
| 43         | RP-090158 | 0372 | 2   | S1AP Review: Write-Replace Warning procedure                                    | 8.5.0 |
| 43         | RP-090246 | 0374 | 1   | Definition of Cell Type   | 8.5.0 |
| 43         | RP-090085 | 0375 | 1   | Abnormal condition related to UE Security Capabilities                          | 8.5.0 |
| 43         | RP-090245 | 0376 |     | Removal of UE Security Capabilities IE from HANDOVER NOTIFY message             | 8.5.0 |
| 43         | RP-090086 | 0378 | 1   | Corrections for the procedure concurrency                                       | 8.5.0 |
| 43         | RP-090091 | 0380 | 2   | Clarification of eNB Name and MME Name IE's                                     | 8.5.0 |
| 43         | RP-090083 | 0392 |     | Clarifications on access control at handover                                    | 8.5.0 |
| 43         | RP-090087 | 0393 | 1   | Paging response   | 8.5.0 |
| 43         | RP-090077 | 0394 |     | Correction on usage of UE History Information                                   | 8.5.0 |
| 43         | RP-090086 | 0395 | 1   | Delete the UDP port in the note for GTP-TEID                                    | 8.5.0 |
| 43         | RP-090245 | 0396 |     | S1AP CR on CDMA2000 RAT Type  | 8.5.0 |
| 43         | RP-090246 | 0397 | 1   | Editorial Updates TS 36.413   | 8.5.0 |
| 43         | RP-090091 | 0398 | 3   | NAS Security Parameters for to/from E-UTRAN/UTRAN handovers                     | 8.5.0 |
| 43         | RP-090085 | 0399 | 1   | Updates for Next Hop Chaining Count   | 8.5.0 |
| 43         | RP-090245 | 0401 |     | Transparent Container content – informative annex                               | 8.5.0 |
| 43         | RP-090093 | 0404 | 1   | Transparent container handling in case of SRVCC operation to GERAN              | 8.5.0 |
| 43         | RP-090090 | 0405 | 2   | Changes to S1AP to support paging optimization                                  | 8.5.0 |
| 43         | RP-090245 | 0406 | 3   | S1 handover Clean up  | 8.5.0 |
| 43         | RP-090087 | 0407 | 1   | Support blocking 3GPP2 handover   | 8.5.0 |
| 43         | RP-090091 | 0410 | 2   | Inclusion of eNB default paging DRX in S1 setup and configuration update        | 8.5.0 |
| 43         | RP-090087 | 0412 | 1   | Explicit resetting of overload state information on S1 Setup                    | 8.5.0 |
| 43         | RP-090090 | 0413 | 2   | Clarify Security Context IE description   | 8.5.0 |
| 43         | RP-090091 | 0414 | 2   | Criticality corrections in 36.413   | 8.5.0 |
| 43         | RP-090245 | 0415 |     | Add abnormal conditions section to UE Context Release and fix tabular error     | 8.5.0 |
| 43         | RP-090245 | 0419 |     | Consistent references to S1AP   | 8.5.0 |
| 43         | RP-090090 | 0424 | 2   | Two new cause values in the Cause IE  | 8.5.0 |
| 43         | RP-090089 | 0425 |     | Alignment of QCI range  | 8.5.0 |
| 43         | RP-090089 | 0426 |     | Remove the Handover Type IE from the HANDOVER REQUEST ACKNOWLEDGE message       | 8.5.0 |
| 43         | RP-090090 | 0427 | 1   | Correction of the trace procedural text and trace related IEs                   | 8.5.0 |
| March 2009 | -         | -    | -   | Minor corrections before freezing of ASN.1                                      | 8.5.1 |
| 44         | RP-090637 | 0504 | 2   | Editorial Updates   | 8.6.0 |
| 44         | RP-090637 | 0512 |     | Correction of RAN#43 CR implementation  | 8.6.0 |



| TSG #     | TSG Doc.  | CR   | Rev | Subject/Comment  | New   |
|-----------|-----------|------|-----|--|-------|
| 44        | RP-090637 | 0510 |     | Explicitly allow TRACE START to be the first UE-associated message received at the eNB   | 8.6.0 |
| 44        | RP-090637 | 0507 | 1   | Clarification of UE Capability Info Indication   | 8.6.0 |
| 44        | RP-090637 | 0500 | 1   | Mandatory UE History Information IE in HANDOVER REQUIRED For Inter-RAT HO from E-UTRAN to UMTS                                       | 8.6.0 |
| 44        | RP-090637 | 0482 | 1   | Clarify eNB may send Release msg rather than RRC Reject msg on receiving OVERLOAD Start msg  | 8.6.0 |
| 44        | RP-090637 | 0480 | 1   | Clarify reporting of duplicate E-RABs in E-RAB RESPONSE  | 8.6.0 |
| 44        | RP-090637 | 0468 |     | Correction of security parameters  | 8.6.0 |
| 44        | RP-090637 | 0463 | 1   | Emergency call Indicator during CS Fallback  | 8.6.0 |
| 44        | RP-090638 | 0438 | 2   | Correction on Path Switch Request procedure  | 8.6.0 |
| 44        | RP-090644 | 0443 | 2   | Removing 'outcome' element from the Triggering Message IE  | 8.6.0 |
| 44        | RP-090644 | 0448 | 1   | Missing S1AP functions   | 8.6.0 |
| 44        | RP-090644 | 0451 | 1   | Correction of abnormal conditions in UE Context Release  | 8.6.0 |
| 44        | RP-090644 | 0452 | 1   | Clarification of E-UTRAN Trace ID in Cell Traffic Trace message  | 8.6.0 |
| 44        | RP-090644 | 0453 |     | Removal of duplication description of MME UE S1AP ID and eNB UE S1AP ID  | 8.6.0 |
| 44        | RP-090644 | 0455 | 1   | Abnormal condition for Handover Cancellation   | 8.6.0 |
| 44        | RP-090640 | 0458 | 3   | NNSF for HeNB GW deployment scenario   | 8.6.0 |
| 44        | RP-090640 | 0503 | 1   | Transparent Container Coding   | 8.6.0 |
| 44        | RP-090640 | 0471 | 2   | Some Editorial Corrections on ASN.1  | 8.6.0 |
| 44        | RP-090640 | 0492 |     | Failure of the eNB Configuration Update procedure  | 8.6.0 |
| 44        | RP-090640 | 0484 |     | Rephrasing of abnormal conditions for S1 setup   | 8.6.0 |
| 44        | RP-090640 | 0494 |     | Cause value for inter-RAT Redirection  | 8.6.0 |
| 44        | RP-090628 | 0464 | 2   | NAS PDU in E-RAB Release Command   | 8.6.0 |
| 44        | RP-090636 | 0491 |     | Alignment of eNB configuration update procedure  | 8.6.0 |
| 44        | RP-090636 | 0476 | 2   | Add that a non-GBR must be received and admitted on S1-HO  | 8.6.0 |
| 44        | RP-090636 | 0461 | 1   | Clarification of Security Context to be used in HANDOVER REQUEST message   | 8.6.0 |
| 44        | RP-090636 | 0459 |     | Correction the text about the Handover Resource Allocation procedure   | 8.6.0 |
| 44        | RP-090636 | 0502 |     | Clarification for RAT list in S1 Setup Response and MME configuration Update   | 8.6.0 |
| 44        | RP-090636 | 0501 | 1   | Range bound for maximal number of PLMNs per MME and GUMMEIs  | 8.6.0 |
| June 2009 |           |      |     | Correction of an ASN.1 implementation error of CR0463r1 in RP-090637 (R3-091456)   | 8.6.1 |
| 45        | RP-090767 | 0515 | 1   | Corrections for 36.413   | 8.7.0 |
| 45        | RP-090964 | 0522 |     | SRVCC to GERAN/UTRAN   | 8.7.0 |
| 45        | RP-090964 | 0531 |     | Clean up the Terminology of home eNB in S1AP   | 8.7.0 |
| 45        | RP-090964 | 0534 |     | Specify how report dup E-RAB ID in Tabular and replace MME with EPC in 8.3.1.2   | 8.7.0 |
| 45        | RP-090964 | 0536 | 1   | Indirect path use by the MME   | 8.7.0 |
| 45        | RP-090767 | 0537 | 1   | Handling of not supported QCI values   | 8.7.0 |
| 45        | RP-090964 | 0538 | 1   | E-RABs subject to forwarding   | 8.7.0 |
| 45        | RP-090767 | 0540 | 1   | Mandatory NAS PDU in E-RAB Release Command   | 8.7.0 |
| 45        | RP-090767 | 0542 | 1   | Missing reference and specification for encoding the CDMA2000 Pilot List   | 8.7.0 |
| 45        | RP-090767 | 0547 | 1   | CR on <i>Repetition Period</i> IE  | 8.7.0 |
| 45        | RP-090767 | 0551 |     | Miscellaneous correction to 36.413v8.6.1   | 8.7.0 |
| 45        | RP-090768 | 0553 |     | ASN1 object identified correction  | 8.7.0 |
| 45        | RP-090767 | 0554 |     | Interaction between Initial Context Setup/UE Context Modification and Handover Preparation/Redirection procedures during CS Fallback | 8.7.0 |
| 09/2009   |           |      |     | Rel-9 version is created based on v.8.7.0  | 9.0.0 |
| 45        | RP-090767 | 0521 | 3   | Adding the RTD information in UPLINK CDMA2000 TUNNELING  | 9.0.0 |
| 45        | RP-090787 | 0543 | 1   | Handling of Emergency Calls in Limited Service Mode  | 9.0.0 |
| 45        | RP-090787 | 0544 | 1   | Emergency Calls Mobility Handling  | 9.0.0 |
| 45        | RP-090776 | 0548 | 1   | S1AP Kill procedure for cancellation of PWS warning messages   | 9.0.0 |
| 45        | RP-090776 | 0549 | 1   | S1AP Write-Replace Warning procedure for PWS/CMAS  | 9.0.0 |
| 46        | RP-091191 | 0513 | 4   | Support for paging optimization with CSG membership changes  | 9.1.0 |
| 46        | RP-091191 | 0550 | 3   | Inclusion of Access Mode and Subscription Status for UE prioritisation in LTE hybrid cells   | 9.1.0 |
| 46        | RP-091194 | 0557 |     | Handling of Multiple concurrent CMAS Warning Notifications   | 9.1.0 |
| 46        | RP-091189 | 0563 | 2   | CR for Transportation support for LPPa   | 9.1.0 |
| 46        | RP-091195 | 0567 | 3   | Introducing the "Data Forwarding Not Possible" indication to HANDOVER REQUEST  | 9.1.0 |
| 46        | RP-091183 | 0569 |     | ASN.1 correction for BroadcastCompleteAreaList   | 9.1.0 |
| 46        | RP-091183 | 0571 | 1   | Correction on abnormal handling of Subscriber Profile ID for RAT/Frequency priority IE   | 9.1.0 |



| TSG #   | TSG Doc.  | CR   | Rev | Subject/Comment  | New    |
|---------|-----------|------|-----|--|--------|
| 46      | RP-091368 | 0580 |     | Align IE's in Tabular for two messages with their ASN.1 for R9                             | 9.1.0  |
| 46      | RP-091183 | 0589 | 2   | Rejection Criteria for Overload  | 9.1.0  |
| 46      | RP-091369 | 0592 | 2   | Introduction of inbound LTE mobility   | 9.1.0  |
| 46      | RP-091194 | 0605 | 1   | Repetition Period for CMAS   | 9.1.0  |
| 46      | RP-091183 | 0607 |     | Correction of E-RAB Modify   | 9.1.0  |
| 46      | RP-091183 | 0616 | 1   | Clarification on handover restriction  | 9.1.0  |
| 46      | RP-091183 | 0618 | 2   | Correction of Transport Layer Address  | 9.1.0  |
| 46      | RP-091183 | 0621 | 1   | Missing reference and unclear handling of the CDMA2000 Sector ID                           | 9.1.0  |
| 47      | RP-100214 | 0623 | 1   | Correction of RTD range  | 9.2.0  |
| 47      | RP-100214 | 0625 | 1   | Correction of path switch failure  | 9.2.0  |
| 47      | RP-100213 | 0626 |     | Fix for Mobile terminated calls rejection in eNodeB  | 9.2.0  |
| 47      | RP-100229 | 0627 |     | Introduction of PLMN-related abnormal conditions during HO in network sharing scenarios    | 9.2.0  |
| 47      | RP-100222 | 0628 |     | Correction of CSG Cell and Hybrid Cell Definition  | 9.2.0  |
| 47      | RP-100214 | 0629 | 3   | NCC Initialization in eNB at the Initial Connection Setup                                  | 9.2.0  |
| 47      | RP-100228 | 0631 |     | Inter RAT Mobility Load Balance on S1  | 9.2.0  |
| 47      | RP-100213 | 0634 |     | Correction in DOWNLIN S1 CDMA2000 TUNNELING Procedure                                      | 9.2.0  |
| 47      | RP-100222 | 0639 | 3   | CSG expiry Handling  | 9.2.0  |
| 47      | RP-100229 | 0641 | 1   | CMAS and ETWS action if Number of Broadcasts Requested IE set to 0                         | 9.2.0  |
| 47      | RP-100229 | 0645 | 1   | Description of Transparent Container Encoding  | 9.2.0  |
| 47      | RP-100230 | 0647 | 2   | Rapporteur's update for S1AP protocol  | 9.2.0  |
| 47      | RP-100213 | 0649 |     | Removing the restriction for Primary Notification  | 9.2.0  |
| 47      | RP-100214 | 0651 | 1   | CDMA2000 1xRTT RAND format   | 9.2.0  |
| 47      | RP-100213 | 0659 | 1   | Handling of the CDMA2000 RAT and Sector ID   | 9.2.0  |
| 47      | RP-100214 | 0661 | 2   | Handling of CSG ID check failure in LTE hybrid cells                                       | 9.2.0  |
| 47      | RP-100225 | 0664 | 1   | Transfer Encoding of LPPa PDUs over S1   | 9.2.0  |
| 47      | RP-100214 | 0666 | 1   | Correction of connection establishment   | 9.2.0  |
| 47      | RP-100214 | 0667 | 1   | Correction of S1 Release   | 9.2.0  |
| 47      | RP-100228 | 0678 |     | Creation of annex for SON Transfer and Cell Load Reporting RIM application.                | 9.2.0  |
| 47      | RP-100230 | 0679 |     | Support of time and frequency synchronization using network listening                      | 9.2.0  |
| 04/2010 |           |      |     | ToC updated  | 9.2.1  |
| 04/2010 |           |      |     | Corrupted headers and ASN.1 fixed  | 9.2.2  |
| 48      | RP-100592 | 0682 | 1   | E-UTRAN Trace ID Abnormal Conditions   | 9.3.0  |
| 48      | RP-100599 | 0683 | 2   | Clarification on DTM and PS Handover   | 9.3.0  |
| 48      | RP-100599 | 0687 |     | Correction on UE Security Capability handling in UE Context Modification procedure         | 9.3.0  |
| 48      | RP-100599 | 0693 |     | Clarification on processing Extended Repetition Period IE                                  | 9.3.0  |
| 48      | RP-100599 | 0694 | 1   | List more apt cause in Interactions with E-RAB Management procedures section               | 9.3.0  |
| 48      | RP-100596 | 0695 | 1   | Missing ETWS action if Repetition period set to 0  | 9.3.0  |
| 48      | RP-100599 | 0701 | 2   | Correction of shall to shall if supported  | 9.3.0  |
| 48      | RP-100599 | 0710 |     | Correction of no DTM support   | 9.3.0  |
| 48      | RP-100599 | 0711 | 2   | Correction of forbidden inter-RAT  | 9.3.0  |
| 48      | RP-100599 | 0716 | 1   | Rapporteur's update for S1AP protocol  | 9.3.0  |
| 48      | RP-100599 | 0717 | 1   | S1AP Transparent containers compatible maximum message size                                | 9.3.0  |
| 49      | RP-100908 | 0726 | 1   | Explicit PLMN coding in Trace IEs  | 9.4.0  |
| 49      | RP-100908 | 0731 | 3   | Cause value for UE context release during CSFB   | 9.4.0  |
| 49      | RP-100906 | 0738 | 1   | CS Fallback Indication and Handover Restriction List                                       | 9.4.0  |
| 49      | RP-100908 | 0741 | 1   | Correction of Repetition Period  | 9.4.0  |
| 49      | RP-100908 | 0742 | 1   | Notification of Location Reporting Failure   | 9.4.0  |
| 49      | RP-100908 | 0743 | 1   | Correction of UE AMBR  | 9.4.0  |
| 49      | RP-100908 | 0745 |     | Simultaneous Rekeying and CSFB   | 9.4.0  |
| 49      | RP-100908 | 0751 |     | Delete references to 23.041 in Tabular   | 9.4.0  |
| 50      | RP-101271 | 0753 |     | Handling of CDMA2000 HO Required Indication  | 9.5.0  |
| 50      | RP-101270 | 0755 |     | Correction of E-RAB Data Forwarding in HANDOVER COMMAND and DOWNLINK S1 CDMA2000 TUNNELING | 9.5.0  |
| 50      | RP-101271 | 0756 |     | Clarification on Handover Restriction List   | 9.5.0  |
| 50      | RP-101271 | 0761 | 4   | Multiple PLMNs Selection in eNodeB for CS fallback   | 9.5.0  |
| 50      | RP-101271 | 0780 | 2   | Clarification on SRVCC procedure in case of PS handover failure                            | 9.5.0  |
| 50      | RP-101271 | 0783 | 1   | Correction of GBR and MBR  | 9.5.0  |
| 50      | RP-101271 | 0799 |     | Clarification on the overload action only accepting emergency and MT sessions              | 9.5.0  |
| 12/2010 |           |      |     | Rel-10 version created based on v 9.5.0  | 10.0.0 |
| 50      | RP-101272 | 0752 | 2   | Prioritised handling of MPS session in S1-AP PAGING message                                | 10.0.0 |
| 50      | RP-101272 | 0754 | 2   | Alignment of tabular with ASN.1 for S1 Setup message                                       | 10.0.0 |
| 50      | RP-101272 | 0764 | 2   | Enhancement of the IP address exchange mechanism for ANR purposes                          | 10.0.0 |



| TSG #   | TSG Doc.  | CR   | Rev | Subject/Comment  | New    |
|---------|-----------|------|-----|--|--------|
| 50      | RP-101304 | 0768 | 1   | Inter-RAT cell load reporting for multiple cells   | 10.0.0 |
| 50      | RP-101304 | 0769 | 2   | Event-triggered inter-RAT cell load reporting  | 10.0.0 |
| 50      | RP-101272 | 0776 | 3   | Introduction of a new overload action IE to permit high priority access                    | 10.0.0 |
| 50      | RP-101304 | 0791 | 2   | Inter-RAT MRO for Detection of too early inter-RAT handover with no RLF                    | 10.0.0 |
| 50      | RP-101281 | 0794 | 2   | Adding List of GUMMEIs to Overload related messages  | 10.0.0 |
| 50      | RP-101272 | 0797 | 1   | Incorrect causes in the Error Indication msg   | 10.0.0 |
| 50      | RP-101279 | 0798 | 4   | X2 handover support  | 10.0.0 |
| 50      | RP-101272 | 0800 | 1   | Clarification on the overload action only accepting emergency and MT sessions              | 10.0.0 |
| 01/2011 |           |      |     | Editorial change: highlighting removed   | 10.0.1 |
| SP-49   | SP-100629 |      |     | Clarification on the use of References (TS 21.801 CR#0030)                                 | 10.1.0 |
| 51      | RP-110231 | 0801 |     | Correct the criticality for two new IEs to support X2 HO for HeNB                          | 10.1.0 |
| 51      | RP-110239 | 0802 |     | Clean-up for Rel-10 enhancements of SON Transfer application                               | 10.1.0 |
| 51      | RP-110226 | 0803 |     | Clarification containers for CS only SRVCC towards UTRAN without PS HO support             | 10.1.0 |
| 51      | RP-110225 | 0804 |     | Correction to the editor notes   | 10.1.0 |
| 51      | RP-110225 | 0805 |     | Correction on CSG Subscription List  | 10.1.0 |
| 51      | RP-110222 | 0808 |     | Correction of CSFB related Cause Values  | 10.1.0 |
| 51      | RP-110236 | 0809 | 2   | Relay Node indication to MME   | 10.1.0 |
| 51      | RP-110236 | 0810 |     | GUMMEI List in Overload Start and Overload Stop message                                    | 10.1.0 |
| 51      | RP-110222 | 0812 |     | ASN.1 Correction for the Broadcast Cancelled Area List IE                                  | 10.1.0 |
| 51      | RP-110227 | 0813 | 2   | LIPA Impact In RAN3  | 10.1.0 |
| 51      | RP-110227 | 0814 |     | S1 Release for LIPA Bearer   | 10.1.0 |
| 51      | RP-110230 | 0815 | 2   | Support for MDT  | 10.1.0 |
| 51      | RP-110236 | 0820 | 1   | Advertising support to RNs at the MME  | 10.1.0 |
| 51      | RP-110225 | 0823 | 1   | Introduction of SPID into DOWNLINK NAS TRANSPORT message                                   | 10.1.0 |
| 51      | RP-110226 | 0824 | 2   | NNSF Abbreviation and other Editorials   | 10.1.0 |
| 51      | RP-110226 | 0827 | 2   | Clarification on TEID value range for S1AP   | 10.1.0 |
| 51      | RP-110222 | 0833 | 2   | Correction of Write Replace Warning abnormal condition                                     | 10.1.0 |
| 51      | RP-110226 | 0839 |     | Correction of the name for Time Synchronization Info IE                                    | 10.1.0 |
| 51      | RP-110226 | 0840 | 1   | Typo correction in Message Type IE table   | 10.1.0 |
| 51      | RP-110231 | 0848 | 1   | Correction of Source MME GUMMEI IE criticality in PATH SWITCH REQUEST message              | 10.1.0 |
| 51      | RP-110226 | 0852 | 1   | Correction of Duplicated Warning Messages  | 10.1.0 |
| 51      | RP-110234 | 0854 | 1   | Introduction of MTC Overload Support   | 10.1.0 |
| 51      | RP-110231 | 0857 | 3   | Correction of Mobility to Open HeNBs   | 10.1.0 |
| 51      | RP-110226 | 0860 |     | S1AP Procedure Text General Clean-up   | 10.1.0 |
| 51      | RP-110225 | 0863 |     | Correction to the Semantics Description of TAC   | 10.1.0 |
| 51      | RP-110226 | 0864 |     | Introduction of a Stepwise Load Reduction Indication for the Overload procedure in Stage 3 | 10.1.0 |
| 52      | RP-110695 | 0865 | 1   | MDT correction for TAI   | 10.2.0 |
| 52      | RP-110688 | 0870 | 1   | Usage of the transparent containers for SRVCC  | 10.2.0 |
| 52      | RP-110688 | 0871 | 1   | Removal of DTM capability for UTRAN PS HO  | 10.2.0 |
| 52      | RP-110687 | 0874 | 1   | UE context release correction  | 10.2.0 |
| 52      | RP-110700 | 0878 |     | Correction to the semantic description of <i>Cell Load Reporting Cause</i> IE              | 10.2.0 |
| 52      | RP-110682 | 0885 | 1   | Correction of Target ID  | 10.2.0 |
| 52      | RP-110689 | 0886 | 2   | Review of Initial Context Setup  | 10.2.0 |
| 52      | RP-110689 | 0887 |     | Correction of SPID   | 10.2.0 |
| 52      | RP-110689 | 0889 | 1   | Overload Consistency Handling  | 10.2.0 |
| 52      | RP-110689 | 0892 | 2   | Clarification of "Redirection towards 1xRTT" cause code                                    | 10.2.0 |
| 52      | RP-110695 | 0900 | 3   | Support for MDT user consent   | 10.2.0 |
| 52      | RP-110684 | 0903 |     | Correction of References   | 10.2.0 |
| 52      | RP-110686 | 0904 | 2   | General clean-up before Rel-10 ASN.1 closure   | 10.2.0 |
| 52      | RP-110698 | 0905 | 1   | Clarification of MME,HeNB GW and Relay Node functions                                      | 10.2.0 |
| 52      | RP-110687 | 0910 | 3   | Error Handling for LIPA  | 10.2.0 |
| 52      | RP-110695 | 0911 | 2   | MDT amendments   | 10.2.0 |
| 52      | RP-110695 | 0912 | 1   | Correction of trace function and trace session   | 10.2.0 |
| 52      | RP-110714 | 0913 | 2   | Remove the UE context in the source HeNB-GW after HeNB-HeNB X2 HO                          | 10.2.0 |
| 53      | RP-111197 | 0914 |     | Correction on the Order of Transparent Containers  | 10.3.0 |
| 53      | RP-111196 | 0919 | 1   | Correction of an ASN.1 typo regarding ManagementBasedMDTAllowed                            | 10.3.0 |
| 53      | RP-111197 | 0923 | 1   | Data Forwarding correction   | 10.3.0 |
| 53      | RP-111195 | 0924 | 2   | Definition of value of bit in Measurements to Activate                                     | 10.3.0 |
| 53      | RP-111195 | 0927 | 1   | Correction of RIM function description   | 10.3.0 |
| 53      | RP-111196 | 0928 | -   | Missing procedure code for "Kill"  | 10.3.0 |
| 53      | RP-111196 | 0930 | 1   | Correction of Emergency Call   | 10.3.0 |
| 53      | RP-111198 | 0933 | 2   | Container Issue  | 10.3.0 |



| TSG #   | TSG Doc.  | CR   | Rev | Subject/Comment  | New    |
|---------|-----------|------|-----|--|--------|
| 53      | RP-111196 | 0935 | 1   | Correction of SRVCC  | 10.3.0 |
| 53      | RP-111197 | 0940 | -   | Clarification on PLMN Identity   | 10.3.0 |
| 54      | RP-111648 | 0941 |     | Definition of Maximum no. of candidate cells   | 10.4.0 |
| 54      | RP-111651 | 0943 |     | Correction of Emergency Call   | 10.4.0 |
| 54      | RP-111651 | 0944 |     | Correction of the annex on the processing of transparent containers at MME   | 10.4.0 |
| 54      | RP-111648 | 0945 | 1   | GW Context Release Indication correction   | 10.4.0 |
| 54      | RP-111649 | 0954 | 3   | Alignment on privacy requirements for MDT  | 10.4.0 |
| 55      | RP-120233 | 0956 | 1   | Corrections for SON Transfer RIM application   | 10.5.0 |
| 55      | RP-120234 | 0969 | 2   | Correct of reset   | 10.5.0 |
| 55      | RP-120234 | 0978 | 2   | Octet String for E-CGI   | 10.5.0 |
| 56      | RP-120744 | 0980 | -   | Correction on ETWS and CMAS  | 10.6.0 |
| 06/2012 |           |      |     | Rel-11 version created based on v 10.6.0   | 11.0.0 |
| 56      | RP-120751 | 0981 | -   | Introduction of the Security Algorithm (ZUC)   | 11.0.0 |
| 56      | RP-120752 | 0998 | 2   | Correction on Emergency ARP Value  | 11.0.0 |
| 56      | RP-120752 | 1007 | 1   | Improved granularity for the time UE stayed in cell  | 11.0.0 |
| 56      | RP-120747 | 1010 | -   | SON Transfer application for IRAT Network Energy Savings   | 11.0.0 |
| 57      | RP-121140 | 1011 | 2   | UE Radio Capability Match Indicator for Voice Continuity   | 11.1.0 |
| 57      | RP-121140 | 1018 |     | Correction of GUMMEI   | 11.1.0 |
| 57      | RP-121138 | 1034 | 1   | Corrections for IRAT Network Energy Savings  | 11.1.0 |
| 57      | RP-121135 | 1041 | 2   | Addition of HO cause value to the UE history information in S1AP   | 11.1.0 |
| 57      | RP-121138 | 1044 | 1   | Energy Saving UE Measurement ("Probing")   | 11.1.0 |
| 58      | RP-121730 | 1048 | 3   | Introduction of new MDT measurements   | 11.2.0 |
| 58      | RP-121736 | 1049 |     | Verification of HeNB   | 11.2.0 |
| 58      | RP-121732 | 1052 | 2   | Membership verification during Path Switch Request procedure (Option A)  | 11.2.0 |
| 58      | RP-121737 | 1056 | 1   | Rapporteur editorial corrections   | 11.2.0 |
| 58      | RP-121737 | 1057 |     | Rapporteur correction of constants' names  | 11.2.0 |
| 58      | RP-121730 | 1061 | 2   | Multi-PLMN MDT   | 11.2.0 |
| 58      | RP-121736 | 1062 |     | Correction of Capability Match Request   | 11.2.0 |
| 58      | RP-121731 | 1068 | 2   | Introduce support for Inter-RAT MRO  | 11.2.0 |
| 58      | RP-121739 | 1074 | 2   | New Information for BBF access   | 11.2.0 |
| 58      | RP-121736 | 1075 | 1   | Establishment of UE-associated logical S1-connection in eNB  | 11.2.0 |
| 02/2013 |           |      |     | History table update   | 11.2.1 |
| 59      | RP-130211 | 1095 | -   | Correction of GUMMEI Type Criticality  | 11.3.0 |
| 59      | RP-130211 | 1097 | 2   | ASN.1 review for S1AP  | 11.3.0 |
| 59      | RP-130211 | 1100 | 1   | Clarification of Warning Area List IE  | 11.3.0 |
| 59      | RP-130212 | 1106 | 2   | Invalidation of ETWS with security feature   | 11.3.0 |
| 59      | RP-130211 | 1108 | 3   | Correction of Classmark Encoding   | 11.3.0 |
| 59      | RP-130210 | 1109 | 1   | S1AP modification for PDCP SN extension  | 11.3.0 |
| 60      | RP-130641 | 1110 | 1   | Correction for the MDT Location Information IE   | 11.4.0 |
| 60      | RP-130643 | 1111 |     | Correction of the presence of the X2 TNL Configuration Info IE inside the SON Configuration Transfer IE tabular definition | 11.4.0 |
| 60      | RP-130643 | 1116 | 1   | Correction of Kill   | 11.4.0 |
| 61      | RP-131182 | 1127 | 1   | Correction on LPPa Signalling Transport Function to support UTDOA  | 11.5.0 |
| 61      | RP-131183 | 1140 | 2   | Correction of terminology concerning the mobility restriction function   | 11.5.0 |
| 62      | RP-131902 | 1147 | 3   | Correction of Handover Restriction List  | 11.6.0 |
| 62      | RP-131902 | 1150 | 1   | Correction for Load Balancing Related cause value CR for 36413   | 11.6.0 |
| 62      | RP-131901 | 1153 | 4   | Correction on CSFB high priority indication  | 11.6.0 |
| 62      | RP-131902 | 1164 | 1   | Correction of UE Radio Capability Match  | 11.6.0 |
| 62      | RP-131909 | 1128 | 4   | Introduction of Collocated L-GW for SIPTO@LN   | 12.0.0 |
| 62      | RP-131910 | 1143 | 3   | Kill All Warning Messages  | 12.0.0 |
| 62      | RP-131979 | 1166 | 1   | Update of reference to 3GPP2 specification   | 12.0.0 |
| 62      | RP-131909 | 1171 | 1   | Introduction of SIPTO@LN Stand-Alone in S1AP   | 12.0.0 |
| 63      | RP-140296 | 1151 | 6   | Introduce support for load reporting between LTE and eHRPD   | 12.1.0 |
| 63      | RP-140297 | 1163 | 3   | Reporting of User Location Information at E-RAB release  | 12.1.0 |
| 63      | RP-140297 | 1180 | 1   | New CSFB high priority indication for eMPS and emergency call  | 12.1.0 |
| 63      | RP-140298 | 1181 | 1   | Introduction of Restart Indication for PWS   | 12.1.0 |
| 63      | RP-140295 | 1196 | 2   | Correction of contradictions for kill-all functionality  | 12.1.0 |
| 64      | RP-140906 | 1179 | 3   | Provide IMEISV to eNB to identify UE characteristics   | 12.2.0 |
| 64      | RP-140897 | 1185 | 4   | Enhance TNL Address Discovery procedure for X2 GW  | 12.2.0 |
| 64      | RP-140894 | 1191 | 4   | Correction of SRVCC to GERAN   | 12.2.0 |
| 64      | RP-140902 | 1200 | 1   | Correction on Kill-all Warning Messages Indicator  | 12.2.0 |
| 64      | RP-140903 | 1208 | 1   | Correction of OCTET STRING for eHRPD Sector ID   | 12.2.0 |
| 64      | RP-140905 | 1215 | 1   | Correction of MME STATUS TRANSFER  | 12.2.0 |
| 64      | RP-140905 | 1220 | -   | Correction on Inter-RAT Cell ID in SON Transfer  | 12.2.0 |
| 65      | RP-141520 | 1216 | 2   | Introduction of the UE history reported from the UE  | 12.3.0 |
| 65      | RP-141522 | 1219 | 5   | Introduction of MBMS MDT   | 12.3.0 |



| TSG #   | TSG Doc.  | CR   | Rev | Subject/Comment  | New    |
|---------|-----------|------|-----|--|--------|
| 65      | RP-141518 | 1231 | 2   | Introduction of an indication of the expected UE behaviour                           | 12.3.0 |
| 65      | RP-141513 | 1243 | 2   | Correction of Transparent Container encoding for PS Handover to GERAN                | 12.3.0 |
| 65      | RP-141514 | 1246 | 2   | Correction of Transparent Containers usage in annex C                                | 12.3.0 |
| 65      | RP-141521 | 1255 | 1   | Paging enhancements for Low Complexity UE  | 12.3.0 |
| 66      | RP-142082 | 1198 | 9   | Addition of RLF reporting over S1  | 12.4.0 |
| 66      | RP-142089 | 1214 | 8   | Introduction of Dual Connectivity  | 12.4.0 |
| 66      | RP-142093 | 1238 | 2   | Rapporteur Review  | 12.4.0 |
| 66      | RP-142088 | 1257 | 8   | Enabling Radio Interface based Synchronisation via S1 Signalling                     | 12.4.0 |
| 66      | RP-142095 | 1274 | 2   | HO Report Enhancements to reduce IRAT configuration                                  | 12.4.0 |
| 67      | RP-150353 | 1230 | 6   | ProSe UE Authorization in S1AP   | 12.5.0 |
| 67      | RP-150356 | 1276 | 1   | Corrections of SON configuration transfer  | 12.5.0 |
| 67      | RP-150356 | 1281 | 2   | Rapporteur Review-ASN.1 consistency check  | 12.5.0 |
| 67      | RP-150352 | 1285 | 2   | Correction of reloading PWS Alerts   | 12.5.0 |
| 68      | RP-150943 | 1289 | 2   | Add indication in the E-RAB MODIFICATION CONFIRM for E-RAB(s) that shall be released | 12.6.0 |
| 68      | RP-150943 | 1293 |     | Adding Criticality Diagnostics in E-RAB Modification Confirm message                 | 12.6.0 |
| 68      | RP-150944 | 1305 | 3   | Masked IMEISV IE correction  | 12.6.0 |
| 68      | RP-150943 | 1310 | 1   | Correction of Muting procedure   | 12.6.0 |
| 68      | RP-150944 | 1311 | 2   | Correction of PWS Broadcast Completed Area List                                      | 12.6.0 |
| 68      | RP-150944 | 1312 | 1   | Updating SRVCC Operation Possible in EUTRAN  | 12.6.0 |
| 06/2015 |           |      |     | Rel-13 version created based on v 12.6.0   | 13.0.0 |
| 68      | RP-150945 | 1303 | 2   | eNB behaviour for IRAT handovers in AAS  | 13.0.0 |
| 70      | RP-152100 | 1315 | 6   | ProSe UE Relaying Support in S1AP  | 13.1.0 |
| 70      | RP-152099 | 1345 | 2   | Extension of PDCP SN   | 13.1.0 |
| 70      | RP-152102 | 1348 | 4   | Adding CSG support to DC   | 13.1.0 |
| 70      | RP-152096 | 1362 | 4   | Introduction of Dedicated Core Network (DCN) feature                                 | 13.1.0 |
| 70      | RP-152102 | 1368 | 1   | Support of SIPTO and LIPA for DC   | 13.1.0 |
| 70      | RP-152103 | 1369 | 3   | Introduction of feMDT  | 13.1.0 |
| 70      | RP-152102 | 1372 | -   | Tunnel Information of BBAl in Dual Connectivity                                      | 13.1.0 |
| 70      | RP-152108 | 1373 | 2   | Introduction of PWS Failure Indication message                                       | 13.1.0 |
| 71      | RP-160442 | 1377 | 2   | Introduction of Paging Optimisation and Paging for Coverage Enhancement capable UEs  | 13.2.0 |
| 71      | RP-160447 | 1387 | 1   | Addition of new RRC establishment cause to S1AP for VoLTE                            | 13.2.0 |
| 71      | RP-160443 | 1388 | 2   | Introduction of eDRX parameters in the paging message                                | 13.2.0 |
| 71      | RP-160449 | 1398 |     | Rapporteur Review on 36.413  | 13.2.0 |
| 71      | RP-160449 | 1401 | 2   | UE context retention at SCTP recovery  | 13.2.0 |
| 71      | RP-160448 | 1403 | 1   | Providing UE Usage Type in Dedicated Core Network Reroute NAS Request procedure      | 13.2.0 |
| 71      | RP-160451 | 1408 | 2   | Correction on CSG support in DC enhancement  | 13.2.0 |
| 71      | RP-160442 | 1411 | 2   | Introduction of new UE Identity in the paging message                                | 13.2.0 |
| 72      | RP-161042 | 1383 | 11  | Introduction of the UE Context Resume function                                       | 13.3.0 |
| 72      | RP-161042 | 1393 | 7   | Introduction of common impacts of NB-IoT solutions                                   | 13.3.0 |
| 72      | RP-161042 | 1410 | 5   | Introduction Control Plane ClOT EPS Optimization                                     | 13.3.0 |
| 72      | RP-161043 | 1415 | 3   | Indication of Bearer Type over S1 for cIOT   | 13.3.0 |
| 72      | RP-161042 | 1420 | 4   | Indication of RAT Type   | 13.3.0 |
| 72      | RP-160959 | 1426 | 1   | Additional eDRX cycle value  | 13.3.0 |
| 72      | RP-161047 | 1428 | 2   | Handling of GUMMEI in overload procedures  | 13.3.0 |
| 72      | RP-161047 | 1429 | 2   | On Paging Time Window unit   | 13.3.0 |
| 73      | RP-161549 | 1435 | 1   | Correction on CSG support in Dual Connectivity                                       | 13.4.0 |
| 73      | RP-161550 | 1438 | 1   | Introduction of CE mode B support indicator  | 13.4.0 |
| 73      | RP-161551 | 1439 | 1   | Correction on NB-IoT inter node RRC containers                                       | 13.4.0 |
| 73      | RP-161551 | 1440 | 1   | Introduction of NB-IoT UE Identity Index Value in Paging                             | 13.4.0 |
| 73      | RP-161550 | 1458 | 1   | Correction to enable update of SRVCC capability for emergency call                   | 13.4.0 |
| 09/2016 |           |      |     | Rel-14 version created based on v 13.4.0   | 14.0.0 |
| 73      | RP-161552 | 1418 | 5   | Vehicular Authorization Signaling over S1  | 14.0.0 |
| 74      | RP-162337 | 1470 | -   | Clarification on V2X Services Authorized IE  | 14.1.0 |
| 74      | RP-162340 | 1481 | 1   | Correction to UE Context Resume Request  | 14.1.0 |

| Change history |         |           |      |     |     |   |             |
|----------------|---------|-----------|------|-----|-----|---|-------------|
| Date           | Meeting | TDoc      | CR   | Rev | Cat | Subject/Comment   | New version |
| 2017-03        | 75      | RP-170544 | 1480 | 5   | B   | Introduction of eDECOR in RAN                                 | 14.2.0      |
| 2017-03        | 75      | RP-170540 | 1490 | 1   | B   | Overload control for CP ClOT EPS optimization                 | 14.2.0      |
| 2017-03        | 75      | RP-170539 | 1495 | -   | C   | Handling of NB-IOT UE capabilities                            | 14.2.0      |
| 2017-03        | 75      | RP-170540 | 1499 | 1   | B   | Reliable DL NAS delivery based on hop-by-hop acknowledgements | 14.2.0      |



| Change history |         |           |      |     |     |  |             |
|----------------|---------|-----------|------|-----|-----|--|-------------|
| Date           | Meeting | TDoc      | CR   | Rev | Cat | Subject/Comment  | New version |
| 2017-03        | 75      | RP-170541 | 1500 | -   | B   | Support of Redirection for VoLTE   | 14.2.0      |
| 2017-03        | 75      | RP-170538 | 1501 | -   | B   | Support of V2X over S1   | 14.2.0      |
| 2017-03        | 75      | RP-170542 | 1502 | -   | B   | Introduction of New types of eNB ID  | 14.2.0      |
| 2017-03        | 75      | RP-170539 | 1505 | -   | B   | Introduction of coverage level for location service                                  | 14.2.0      |
| 2017-03        | 75      | RP-170539 | 1506 |     | B   | Introduction of Coverage Enhancement Authorization                                   | 14.2.0      |
| 2017-03        | 75      | RP-170319 | 1507 | 1   | B   | Introduction of S1 UE information retrieve procedure                                 | 14.2.0      |
| 2017-06        | 76      | RP-171329 | 1504 | 3   | A   | Correction on the presence of Extended UE Identity Index Value                       | 14.3.0      |
| 2017-06        | 76      | RP-171329 | 1509 | 2   | A   | Correction on Overload action for exception reporting                                | 14.3.0      |
| 2017-06        | 76      | RP-171323 | 1510 |     | F   | Impact on paging from NB-IoT enhancements  | 14.3.0      |
| 2017-06        | 76      | RP-171329 | 1515 |     | A   | Correction of missing security information in Suspend and Resume messages            | 14.3.0      |
| 2017-06        | 76      | RP-171323 | 1517 | 2   | F   | Correction on UE-AMBR for NB-IoT UE using CP solution                                | 14.3.0      |
| 2017-06        | 76      | RP-171329 | 1520 |     | A   | Correction to Path Switch Request for RRC Resume Cause                               | 14.3.0      |
| 2017-06        | 76      | RP-171323 | 1521 | 3   | B   | Support of RLF for CP Clot Optimisation  | 14.3.0      |
| 2017-09        | 77      | RP-171974 | 1523 | -   | F   | Correction of the mismatched code points of overload action                          | 14.4.0      |
| 2017-09        | 77      | RP-171975 | 1530 | 1   | F   | Remove the description of Inter RAT Redirection value for MMTEL                      | 14.4.0      |
| 2017-09        | 77      | RP-171974 | 1534 | -   | F   | S1AP Cause for E-UTRAN Pre-emption operations  | 14.4.0      |
| 2017-12        | 78      | RP-172672 | 1524 | 6   | B   | Baseline CR to TS 36.413 covering agreements of RAN3 #98                             | 15.0.0      |
| 2017-12        | 78      | RP-172674 | 1543 | 2   | B   | Introduction of QoE Measurement Collection for LTE                                   | 15.0.0      |
| 2018-03        | 79      | RP-180468 | 1558 | -   | F   | Add NR UE Security Capabilities to DL NAS Transport message                          | 15.1.0      |
| 2018-03        | 79      | RP-180468 | 1559 | 1   | F   | Clarification and correction on S1 for EN-DC   | 15.1.0      |
| 2018-03        | 79      | RP-180473 | 1562 | -   | A   | Correct ASN.1 error for NAS DELIVERY INDICATION                                      | 15.1.0      |
| 2018-03        | 79      | RP-180472 | 1563 | 2   | B   | Support for unlicensed access as secondary RAT in S1AP                               | 15.1.0      |
| 2018-03        | 79      | RP-180473 | 1567 | 1   | A   | Stage-3 impacts to support "voice centric" UE in CE mode B                           | 15.1.0      |
| 2018-03        | 79      | RP-180473 | 1569 | -   | A   | Enhanced Coverage Restricted Indication for Paging                                   | 15.1.0      |
| 2018-03        | 79      | RP-180472 | 1571 | 2   | F   | MDT correction   | 15.1.0      |
| 2018-03        | 79      | RP-180468 | 1575 | -   | F   | Add missing range for secondary RAT data volume                                      | 15.1.0      |
| 2018-06        | 80      | RP-181241 | 1547 | 6   | B   | Support of Enhanced VoLTE Performance  | 15.2.0      |
| 2018-06        | 80      | RP-181241 | 1572 | 3   | C   | Introduction of QMC for MTSI in EUTRAN   | 15.2.0      |
| 2018-06        | 80      | RP-181241 | 1574 | 3   | B   | Triggering UE capability info retrieval using DL NAS TRANSPORT                       | 15.2.0      |
| 2018-06        | 80      | RP-181237 | 1576 | 4   | B   | Introduction of SA NR (36.413 Baseline CR covering RAN3 agreements)                  | 15.2.0      |
| 2018-06        | 80      | RP-181242 | 1578 | 4   | B   | Introduction of early data transmission  | 15.2.0      |
| 2018-06        | 80      | RP-181241 | 1580 | 2   | B   | Introduction of LTE-M (eMTC) traffic Differentiation                                 | 15.2.0      |
| 2018-06        | 80      | RP-181243 | 1587 | 3   | B   | Baseline CR: Introduction of the Aerial Usage Indication                             | 15.2.0      |
| 2018-06        | 80      | RP-181244 | 1590 | -   | A   | Clarification on Connection Establishment Indication procedure scenarios             | 15.2.0      |
| 2018-06        | 80      | RP-181241 | 1594 | 1   | F   | Correction of applicability of Secondary RAT Data Usage report for LAA, LWA and LWIP | 15.2.0      |
| 2018-09        | 81      | RP-181920 | 1600 | 2   | F   | Correction of Secondary RAT Data Usage Report  | 15.3.0      |
| 2018-09        | 81      | RP-181922 | 1601 | 2   | F   | NR Corrections (36.413 Baseline CR covering RAN3-101 agreements)                     | 15.3.0      |
| 2018-09        | 81      | RP-181923 | 1608 | 1   | F   | Introduction of Warning Area Coordinates in S1AP: WRITE-REPLACE WARNING REQUEST      | 15.3.0      |
| 2018-09        | 81      | RP-181923 | 1611 | -   | F   | Correction on target NG-RAN Node ID  | 15.3.0      |
| 2018-09        | 81      | RP-181921 | 1612 | 1   | F   | Access Restriction Data for NR in EPC  | 15.3.0      |
| 2018-09        | 81      | RP-181926 | 1616 | 1   | A   | Pending Data Indication  | 15.3.0      |
| 2018-09        | 81      | RP-181924 | 1617 | 1   | B   | CR to S1AP to introduce Bluetooth and WLAN measurement in MDT                        | 15.3.0      |
| 2018-09        | 81      | RP-182115 | 1619 | 3   | B   | Introduction of Subscription based UE differentiation                                | 15.3.0      |
| 2018-12        | RP-82   | RP-182446 | 1630 | 1   | F   | Correction on Handover Type  | 15.4.0      |
| 2018-12        | RP-82   | RP-182451 | 1641 | 1   | A   | Pending Data Indication  | 15.4.0      |
| 2019-03        | RP-83   | RP-190556 | 1644 | 2   | F   | Extending GUMMEI Type  | 15.5.0      |
| 2019-03        | RP-83   | RP-190556 | 1647 | 2   | F   | Correction of EPC interworking   | 15.5.0      |
| 2019-03        | RP-83   | RP-190555 | 1649 | 2   | F   | Transfer of the PSCell information to Core Network                                   | 15.5.0      |
| 2019-03        | RP-83   | RP-190559 | 1651 | -   | F   | Correction on Initial UE Message to include EDT for MTC                              | 15.5.0      |
| 2019-03        | RP-83   | RP-190556 | 1652 | -   | F   | Change of Interfaces to Trace IE in S1AP   | 15.5.0      |
| 2019-03        | RP-83   | RP-190558 | 1659 | 1   |     | Addition of procedural text for Warning Area Coordinates IE                          | 15.5.0      |
| 2019-03        | RP-83   | RP-190561 | 1662 | -   | F   | Introduction of TNL Address discovery for EN-DC (using new container)                | 15.5.0      |
| 2019-07        | RP-84   | RP-191397 | 1664 | 1   | F   | Correction of Core Network Type Restrictions   | 15.6.0      |
| 2019-07        | RP-84   | RP-191397 | 1665 | 1   | F   | 5G to 4G Handover with non eligible PDU sessions                                     | 15.6.0      |
| 2019-07        | RP-84   | RP-191394 | 1680 | 1   | F   | Adding PSCell to the User Location Information                                       | 15.6.0      |
| 2019-07        | RP-84   | RP-191400 | 1686 |     | A   | NB-IoT Correction: inconsistent between tabular and ASN.1                            | 15.6.0      |
| 2019-09        | RP-85   | RP-192166 | 1688 | 1   | F   | CR for addressing Race condition between X2 and S1                                   | 15.7.0      |
| 2019-09        | RP-85   | RP-192169 | 1694 | 1   | F   | S1AP Introduction of New Indicator for EPS Fallback                                  | 15.7.0      |
| 2019-09        | RP-85   | RP-192167 | 1700 | 2   | F   | Update of TNL Address discovery for EN-DC (using new container)                      | 15.7.0      |
| 2019-09        | RP-85   | RP-192167 | 1703 | 2   | F   | Enabling additional PSCell reporting and time since EN-DC was                        | 15.7.0      |



| Change history |         |           |      |     |     |  |             |
|----------------|---------|-----------|------|-----|-----|--|-------------|
| Date           | Meeting | TDoc      | CR   | Rev | Cat | Subject/Comment  | New version |
|                |         |           |      |     |     | deconfigured   |             |
| 2019-09        | RP-85   | RP-192166 | 1707 | 2   | F   | Correction to EN-DC TNL address discovery  | 15.7.0      |
| 2019-10        |         |           |      |     |     | Editorial Correction to ASN1: Adding a missing comma after "id-IMSvoiceEPSfallbackfrom5G"  | 15.7.1      |
| 2019-12        | RP-86   | RP-192916 | 1734 | 2   | F   | Addition of Handover Restriction List to PATH SWITCH REQUEST ACKNOWLEDGE message   | 15.8.0      |
| 2019-12        | RP-86   | RP-192916 | 1737 |     | F   | CR for Clarification on purpose of path switch request   | 15.8.0      |
| 2019-12        | RP-86   | RP-192913 | 1643 | 8   | B   | Temporary Identifier usage at interworking   | 16.0.0      |
| 2019-12        | RP-86   | RP-192913 | 1669 | 5   | B   | Introduction of Additional RRM Policy Index (ARPI)   | 16.0.0      |
| 2019-12        | RP-86   | RP-192913 | 1670 | 5   | F   | ERROR INDICATION Message in S1AP   | 16.0.0      |
| 2019-12        | RP-86   | RP-192913 | 1690 | 3   | F   | Introduction of inter UE QoS in CP relocation scenario   | 16.0.0      |
| 2020-03        | RP-87-e | RP-200422 | 1730 | 2   | B   | Introduction of NR-U   | 16.1.0      |
| 2020-03        | RP-87-e | RP-200419 | 1738 | 1   | B   | SA to EN DC handover and direct forwarding with shared SgNB/gNB  | 16.1.0      |
| 2020-03        | RP-87-e | RP-200425 | 1745 | 1   | F   | PSCell information report for EN-DC  | 16.1.0      |
| 2020-03        | RP-87-e | RP-200423 | 1746 | 1   | B   | Signalling UE capability identity<br>(The CR is not implemented. The CR was marked agreed by mistake while the WI is not yet complete) | 16.1.0      |
| 2020-07        | RP-88-e | RP-201077 | 1661 | 13  | B   | BL CR to 36.413: Support for IAB   | 16.2.0      |
| 2020-07        | RP-88-e | RP-201086 | 1682 | 13  | B   | Introduction of MT Early Data Transmission   | 16.2.0      |
| 2020-07        | RP-88-e | RP-201079 | 1691 | 9   | B   | Support of Ethernet Type Bearer  | 16.2.0      |
| 2020-07        | RP-88-e | RP-201074 | 1709 | 10  | B   | Support of NR V2X over S1  | 16.2.0      |
| 2020-07        | RP-88-e | RP-201082 | 1710 | 10  | B   | Addition of SON features   | 16.2.0      |
| 2020-07        | RP-88-e | RP-201088 | 1741 | 4   | B   | Support of RLF in NB-IoT   | 16.2.0      |
| 2020-07        | RP-88-e | RP-201078 | 1746 | 5   | B   | Signalling UE capability identity  | 16.2.0      |
| 2020-07        | RP-88-e | RP-201082 | 1747 | 4   | B   | MDT support for EN-DC  | 16.2.0      |
| 2020-07        | RP-88-e | RP-201089 | 1760 | 5   | B   | Baseline CR for introducing Rel-16 LTE further mobility enhancements   | 16.2.0      |
| 2020-07        | RP-88-e | RP-201086 | 1762 | 3   | B   | Support of WUS Group   | 16.2.0      |
| 2020-07        | RP-88-e | RP-201088 | 1765 | 3   | B   | Support NB-IoT UE Specific DRX   | 16.2.0      |
| 2020-07        | RP-88-e | RP-201092 | 1767 | 2   | A   | Correction of connected en-gNBs  | 16.2.0      |
| 2020-07        | RP-88-e | RP-201091 | 1769 | 2   | A   | Corrected handling of Selected TAI for TNL discovery for EN-DC   | 16.2.0      |
| 2020-07        | RP-88-e | RP-201092 | 1774 | 3   | A   | Correction the NCC for 5G to 4G handover   | 16.2.0      |
| 2020-09        | RP-89-e | RP-201951 | 1786 |     | F   | Correction of LTE-M Indication   | 16.3.0      |
| 2020-09        | RP-89-e | RP-201948 | 1787 | -   | F   | Correction the NR Sidelink AMBR in ASN.1 definition  | 16.3.0      |
| 2020-09        | RP-89-e | RP-201954 | 1792 | 1   | A   | No N26 interface cause value   | 16.3.0      |
| 2020-09        | RP-89-e | RP-201948 | 1793 | -   | D   | Rapporteur cleanup of S1AP   | 16.3.0      |
| 2020-12        | RP-90-e | RP-202312 | 1796 | 1   | F   | Introducing UE radio capability ID in Connection Establishment Indication  | 16.4.0      |
| 2020-12        | RP-90-e | RP-202312 | 1799 |     | F   | Enabling URI configuration within Trace Activation over S1   | 16.4.0      |
| 2021-03        | RP-91-e | RP-210238 | 1801 | 1   | F   | Correction of IMS Voice Emergency Indicator  | 16.5.0      |
| 2021-03        | RP-91-e | RP-210237 | 1802 | 2   | F   | Correction on RAT Type Handling  | 16.5.0      |
| 2021-06        | RP-92-e | RP-211333 | 1816 | 1   | F   | Cause value on S1AP for insufficient UE capabilities CR 36.413   | 16.6.0      |
| 2021-06        | RP-92-e | RP-211332 | 1819 | 1   | F   | Correction of IMS voice EPS fallback from 5G   | 16.6.0      |
| 2021-09        | RP-93-e | RP-211874 | 1817 | 3   | F   | Correcting assigned criticality for IEs in transparent handover containers   | 16.7.0      |
| 2021-12        | RP-94-e | RP-212862 | 1824 | 2   | F   | S1AP Cause value for exceeding the bearer pre-emption rate limitation  | 16.8.0      |
| 2021-12        | RP-94-e | RP-212868 | 1840 | 1   | F   | (S1AP CR) support the UE Radio Capability for Paging in RACS context   | 16.8.0      |
| 2022-03        | RP-95-e | RP-220278 | 1838 | 1   | F   | Dynamic ACL over S1 CR 36.413  | 16.9.0      |
| 2022-03        | RP-95-e | RP-220283 | 1866 | 1   | F   | Clarification of the usage of an IE in case of DAPS HO   | 16.9.0      |
| 2022-03        | RP-95-e | RP-220243 | 1868 | 2   | F   | Direct data forwarding for mobility between DC and SA  | 16.9.0      |
| 2022-03        | RP-95-e | RP-220284 | 1870 | 1   | A   | Misalignment on M8 and M9 measurement configurations   | 16.9.0      |
| 2022-03        | RP-95-e | RP-220280 | 1871 |     | F   | Correction of maxNARFCN in ASN.1   | 16.9.0      |
| 2022-03        | RP-95-e | RP-220221 | 1800 | 9   | B   | BLCR to 36.413 Addition of SON features enhancement  | 17.0.0      |
| 2022-03        | RP-95-e | RP-220237 | 1804 | 5   | F   | Correction for Chapter 10  | 17.0.0      |
| 2022-03        | RP-95-e | RP-220237 | 1811 | 5   | B   | Detection of RACS support at target during N2/S1 handover [RACS_S1_NG]   | 17.0.0      |
| 2022-03        | RP-95-e | RP-220237 | 1835 | 5   | C   | Support for mapping complete security capabilities from NAS [UE_Sec_Caps]  | 17.0.0      |
| 2022-03        | RP-95-e | RP-220219 | 1851 | 3   | B   | Introduction of MultiSIM support over S1   | 17.0.0      |
| 2022-03        | RP-95-e | RP-220241 | 1852 | 6   | B   | Introduction of User Plane Integrity Protection in EPS   | 17.0.0      |
| 2022-03        | RP-95-e | RP-220216 | 1853 | 4   | B   | Support of NTN RAT identification and NTN RAT restrictions   | 17.0.0      |
| 2022-03        | RP-95-e | RP-220237 | 1862 | 2   | D   | S1AP Rapporteur Corrections  | 17.0.0      |
| 2022-03        | RP-95-e | RP-220239 | 1864 | 1   | D   | Inclusive language review for TS 36.413  | 17.0.0      |
| 2022-06        | RP-96   | RP-221150 | 1880 | 1   | A   | Dynamic ACL over S1 CR 36.413  | 17.1.0      |
| 2022-06        | RP-96   | RP-221146 | 1881 | 3   | F   | Removing the unnecessary LTE-M satellite indication  | 17.1.0      |
| 2022-06        | RP-96   | RP-221146 | 1882 |     | F   | Correction to NTN tabular mistake  | 17.1.0      |
| 2022-06        | RP-96   | RP-221144 | 1884 |     | F   | Correction of the Security Indication IE in Source eNB to Target eNB   | 17.1.0      |



| Change history |         |           |      |     |     |  |             |
|----------------|---------|-----------|------|-----|-----|--|-------------|
| Date           | Meeting | TDoc      | CR   | Rev | Cat | Subject/Comment  | New version |
|                |         |           |      |     |     | Transparent Container  |             |
| 2022-06        | RP-96   | RP-221144 | 1886 | 1   | F   | UPIP EPC Correction on S1AP  | 17.1.0      |
| 2022-06        | RP-96   | RP-221144 | 1887 | 2   | F   | Correction of EPS Integrity Protection   | 17.1.0      |
| 2022-06        | RP-96   | RP-221157 | 1892 |     | A   | Direct data forwarding for mobility from MR-DC to eNB  | 17.1.0      |
| 2022-06        | RP-96   | RP-221146 | 1893 | 1   | F   | Adding serving PLMN information in ULI for IoT NTN   | 17.1.0      |
| 2022-06        | RP-96   | RP-221157 | 1894 |     | A   | Data forwarding address allocation for handover to EN-DC   | 17.1.0      |
| 2022-09        | RP-97-e | RP-222198 | 1898 | 1   | A   | Addition of Masked IMEISV for UEs using CP Clot EPS optimisation                                 | 17.2.0      |
| 2022-09        | RP-97-e | RP-222168 | 1899 | 1   | B   | Correction of LTE MDT on event trigger logging [LTE-Event-MDT]                                   | 17.2.0      |
| 2022-09        | RP-97-e | RP-222172 | 1901 |     | B   | Correction of LTE MDT on Sensor information[LTE-Height-MDT]                                      | 17.2.0      |
| 2022-12        | RP-98-e | RP-222894 | 1903 | 1   | F   | Additional ULI provision with PScell information   | 17.3.0      |
| 2023-03        | RAN#99  | RP-230596 | 1907 | 1   | A   | Clarification on IAB Authorized IE in UE Context Modification procedure                          | 17.4.0      |
| 2023-03        | RAN#99  | RP-230592 | 1908 | -   | F   | Correction of references to RRC protocol elements in S1AP  | 17.4.0      |
| 2023-06        | RAN#100 | RP-231083 | 1909 | 4   | B   | Correction for SubcarrierSpacingSSB [NR_ext_to_71GHz-Core]                                       | 17.5.0      |
| 2023-06        | RAN#100 | RP-231072 | 1912 |     | A   | Clarify the usage of IAB Supported IE  | 17.5.0      |
| 2023-12        | RAN#102 | RP-233845 | 1876 | 6   | B   | Introducing Report Amount for M4, M5, M6, M7 measurements for E-UTRAN [ReportAmount_MDT_E-UTRAN] | 18.0.0      |
| 2023-12        | RAN#102 | RP-233846 | 1895 | 16  | B   | IoT NTN enhance  | 18.0.0      |
| 2024-03        | RAN#103 | RP-240642 | 1924 | 3   | A   | Mobility Restrictions with NR NTN - S1AP Impacts   | 18.1.0      |
| 2024-03        | RAN#103 | RP-240643 | 1927 | 3   | A   | IAB-node authorization   | 18.1.0      |
| 2024-03        | RAN#103 | RP-240619 | 1930 | -   | F   | Correction of E-RABs Subject To DL Discarding for IoT NTN  | 18.1.0      |
| 2024-03        | RAN#103 | RP-240619 | 1931 | 1   | F   | Correction on Time-based HO over S1  | 18.1.0      |



---

# History

| Document history |          |             |
|------------------|----------|-------------|
| V18.1.0          | May 2024 | Publication |
|                  |          |             |
|                  |          |             |
|                  |          |             |
|                  |          |             |