

ETSI TS 137 324 V15.0.0 (2018-09)



**LTE; 5G;  
Evolved Universal Terrestrial Radio Access (E-UTRA) and NR;  
Service Data Adaptation Protocol (SDAP) specification  
(3GPP TS 37.324 version 15.0.0 Release 15)**



---

**Reference**RTS/TSGR-0237324vf00

---

**Keywords**5G,LTE

---

**ETSI**

650 Route des Lucioles  
F-06921 Sophia Antipolis Cedex - FRANCE

---

Tel.: +33 4 92 94 42 00 Fax: +33 4 93 65 47 16

Siret N° 348 623 562 00017 - NAF 742 C  
Association à but non lucratif enregistrée à la  
Sous-Préfecture de Grasse (06) N° 7803/88

---

**Important notice**

---

The present document can be downloaded from:

<http://www.etsi.org/standards-search>

The present document may be made available in electronic versions and/or in print. The content of any electronic and/or print versions of the present document shall not be modified without the prior written authorization of ETSI. In case of any existing or perceived difference in contents between such versions and/or in print, the only prevailing document is the print of the Portable Document Format (PDF) version kept on a specific network drive within ETSI Secretariat.

Users of the present document should be aware that the document may be subject to revision or change of status.

Information on the current status of this and other ETSI documents is available at

<https://portal.etsi.org/TB/ETSIDeliverableStatus.aspx>

If you find errors in the present document, please send your comment to one of the following services:

<https://portal.etsi.org/People/CommiteeSupportStaff.aspx>

---

**Copyright Notification**

---

No part may be reproduced or utilized in any form or by any means, electronic or mechanical, including photocopying and microfilm except as authorized by written permission of ETSI.

The content of the PDF version shall not be modified without the written authorization of ETSI.

The copyright and the foregoing restriction extend to reproduction in all media.

© ETSI 2018.

All rights reserved.

**DECT™**, **PLUGTESTS™**, **UMTS™** and the ETSI logo are trademarks of ETSI registered for the benefit of its Members.  
**3GPP™** and **LTE™** are trademarks of ETSI registered for the benefit of its Members and of the 3GPP Organizational Partners.

**oneM2M** logo is protected for the benefit of its Members.

**GSM®** and the GSM logo are trademarks registered and owned by the GSM Association.

---

# Intellectual Property Rights

## Essential patents

IPRs essential or potentially essential to normative deliverables may have been declared to ETSI. The information pertaining to these essential IPRs, if any, is publicly available for **ETSI members and non-members**, and can be found in ETSI SR 000 314: *"Intellectual Property Rights (IPRs); Essential, or potentially Essential, IPRs notified to ETSI in respect of ETSI standards"*, which is available from the ETSI Secretariat. Latest updates are available on the ETSI Web server (<https://ipr.etsi.org/>).

Pursuant to the ETSI IPR Policy, no investigation, including IPR searches, has been carried out by ETSI. No guarantee can be given as to the existence of other IPRs not referenced in ETSI SR 000 314 (or the updates on the ETSI Web server) which are, or may be, or may become, essential to the present document.

## Trademarks

The present document may include trademarks and/or tradenames which are asserted and/or registered by their owners. ETSI claims no ownership of these except for any which are indicated as being the property of ETSI, and conveys no right to use or reproduce any trademark and/or tradename. Mention of those trademarks in the present document does not constitute an endorsement by ETSI of products, services or organizations associated with those trademarks.

---

# Foreword

This Technical Specification (TS) has been produced by ETSI 3rd Generation Partnership Project (3GPP).

The present document may refer to technical specifications or reports using their 3GPP identities, UMTS identities or GSM identities. These should be interpreted as being references to the corresponding ETSI deliverables.

The cross reference between GSM, UMTS, 3GPP and ETSI identities can be found under <http://webapp.etsi.org/key/queryform.asp>.

---

# Modal verbs terminology

In the present document "**shall**", "**shall not**", "**should**", "**should not**", "**may**", "**need not**", "**will**", "**will not**", "**can**" and "**cannot**" are to be interpreted as described in clause 3.2 of the [ETSI Drafting Rules](#) (Verbal forms for the expression of provisions).

"**must**" and "**must not**" are **NOT** allowed in ETSI deliverables except when used in direct citation.

# Contents

Intellectual Property Rights .....	2
Foreword.....	2
Modal verbs terminology.....	2
Foreword.....	4
1 Scope .....	5
2 References .....	5
3 Definitions, symbols and abbreviations .....	5
3.1 Definitions .....	5
3.2 Abbreviations .....	5
4 General .....	5
4.1 Introduction .....	5
4.2 SDAP architecture .....	6
4.2.1 SDAP structure .....	6
4.2.2 SDAP entities.....	6
4.3 Services .....	7
4.3.1 Services provided to upper layers .....	7
4.3.2 Services expected from lower layers .....	7
4.4 Functions .....	7
5 SDAP procedures .....	8
5.1 SDAP entity handling.....	8
5.1.1 SDAP entity establishment .....	8
5.1.2 SDAP entity release .....	8
5.2 Data transfer .....	8
5.2.1 Uplink .....	8
5.2.2 Downlink .....	8
5.3 QoS flow to DRB mapping .....	9
5.3.1 Configuration.....	9
5.3.2 Reflective mapping.....	9
5.3.3 DRB release .....	9
5.4 RQI handling .....	10
6 Protocol data units, formats, and parameters.....	10
6.1 Protocol data units .....	10
6.1.1 Data PDU.....	10
6.1.2 Control PDU .....	10
6.2 Formats .....	10
6.2.1 General.....	10
6.2.2 Data PDU.....	10
6.2.2.1 Data PDU without SDAP header .....	10
6.2.2.2 DL Data PDU with SDAP header .....	10
6.2.2.3 UL Data PDU with SDAP header .....	11
6.2.3 End-Marker Control PDU.....	11
6.3 Parameters .....	11
6.3.1 General.....	11
6.3.2 Data.....	11
6.3.3 D/C.....	12
6.3.4 QFI.....	12
6.3.5 R .....	12
6.3.6 RQI .....	12
6.3.7 RDI .....	12
<b>Annex A (informative): Change history .....</b>	<b>13</b>
History .....	14

---

# Foreword

This Technical Specification has been produced by the 3rd Generation Partnership Project (3GPP).

The contents of the present document are subject to continuing work within the TSG and may change following formal TSG approval. Should the TSG modify the contents of the present document, it will be re-released by the TSG with an identifying change of release date and an increase in version number as follows:

Version x.y.z

where:

- x the first digit:
  - 1 presented to TSG for information;
  - 2 presented to TSG for approval;
  - 3 or greater indicates TSG approved document under change control.
- y the second digit is incremented for all changes of substance, i.e. technical enhancements, corrections, updates, etc.
- z the third digit is incremented when editorial only changes have been incorporated in the document.

---

# 1 Scope

The present document specifies the Service Data Adaptation Protocol (SDAP) for a UE with connection to the 5G-CN.

---

## 2 References

The following documents contain provisions which, through reference in this text, constitute provisions of the present document.

- References are either specific (identified by date of publication, edition number, version number, etc.) or non-specific.
- For a specific reference, subsequent revisions do not apply.
- For a non-specific reference, the latest version applies. In the case of a reference to a 3GPP document (including a GSM document), a non-specific reference implicitly refers to the latest version of that document *in the same Release as the present document*.

- [1] 3GPP TR 21.905: "Vocabulary for 3GPP Specifications".
  - [2] 3GPP TS 38.300: "NG Radio Access Network; Overall description".
  - [3] 3GPP TS 38.331: "NR Radio Resource Control (RRC); Protocol Specification".
  - [4] 3GPP TS 23.501: "System Architecture for the 5G System".
- 

## 3 Definitions, symbols and abbreviations

### 3.1 Definitions

For the purposes of the present document, the terms and definitions given in 3GPP TR 21.905 [1] and the following apply. A term defined in the present document takes precedence over the definition of the same term, if any, in 3GPP TR 21.905 [1].

**QoS flow to DRB mapping rule:** a mapping rule determining on which DRB packets of a QoS flow shall be carried.

**Reflective QoS flow to DRB mapping:** a QoS flow to DRB mapping scheme where a UE monitors the QoS flow to DRB mapping rule in the DL, and applies it to in the UL.

### 3.2 Abbreviations

For the purposes of the present document, the abbreviations given in 3GPP TR 21.905 [1] and the following apply. An abbreviation defined in the present document takes precedence over the definition of the same abbreviation, if any, in 3GPP TR 21.905 [1].

QFI	QoS Flow ID
RDI	Reflective QoS flow to DRB mapping Indication
RQI	Reflective QoS Indication
SDAP	Service Data Adaptation Protocol

---

## 4 General

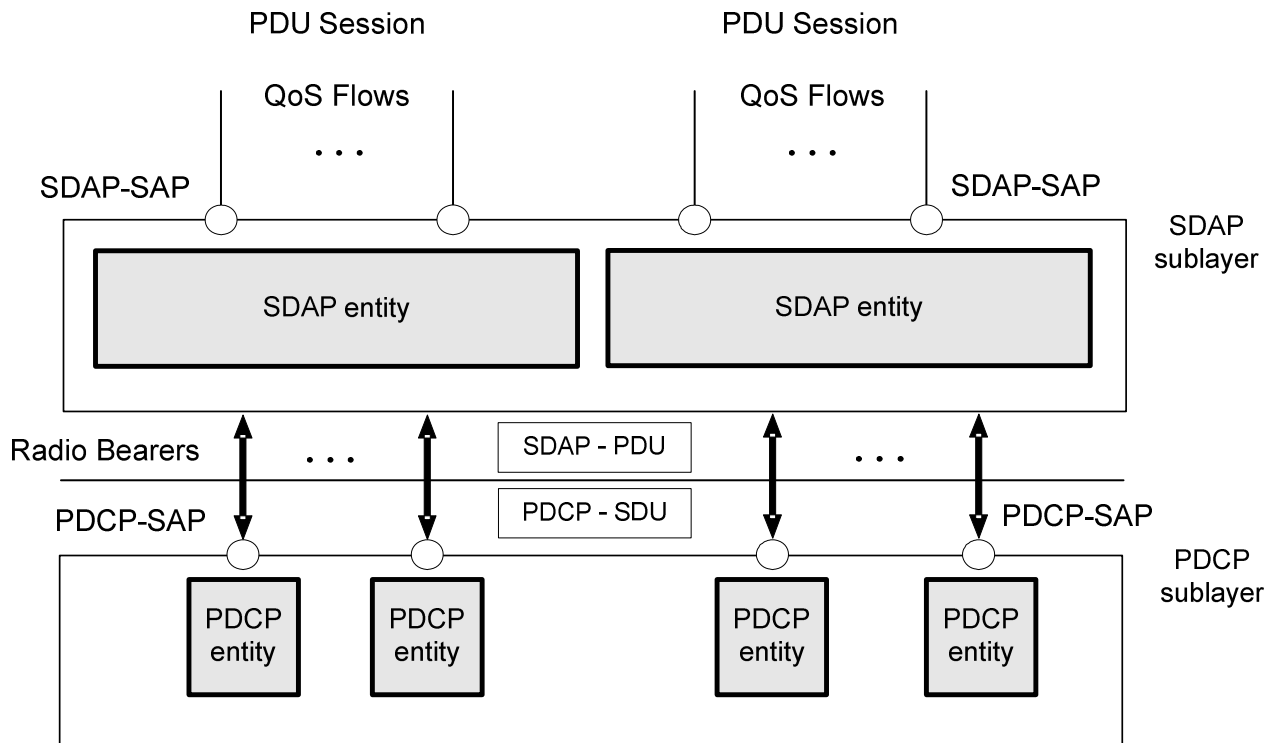
### 4.1 Introduction

The objective is to describe the SDAP architecture and the SDAP entity from a functional point of view. The specified functionality only applies to UE with connection to the 5G-CN.

## 4.2 SDAP architecture

### 4.2.1 SDAP structure

Figure 4.2.1-1 illustrates one possible structure for the SDAP sublayer; it should not restrict implementation. The figure is based on the radio interface protocol architecture defined in 3GPP TS 38.300 [2].



**Figure 4.2.1-1: SDAP sublayer, structure view**

The SDAP sublayer is configured by RRC [3]. The SDAP sublayer maps QoS flows to DRBs. One or more QoS flows may be mapped onto one DRB. One QoS flow is mapped onto only one DRB at a time in the UL.

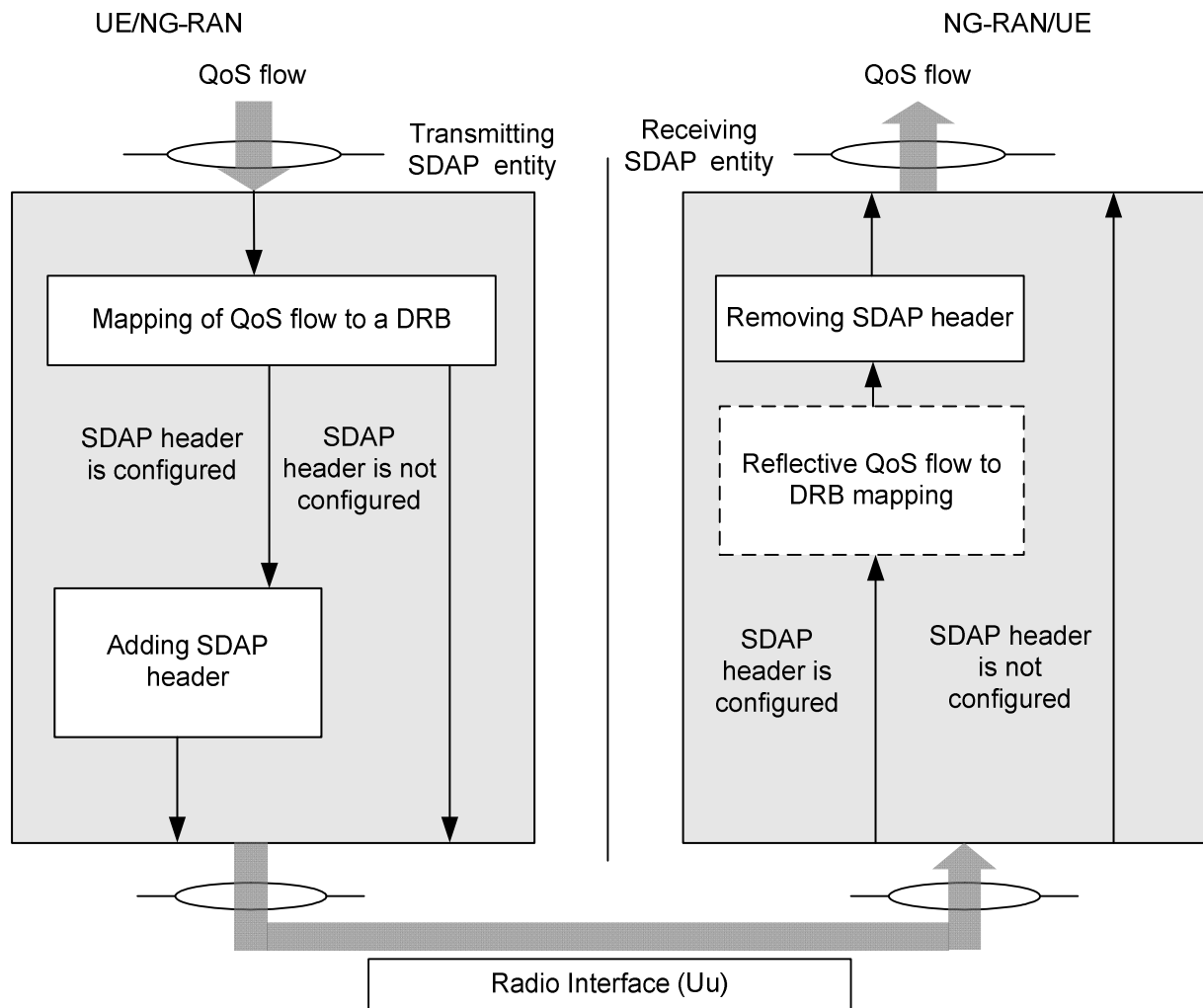
### 4.2.2 SDAP entities

The SDAP entities are located in the SDAP sublayer. Several SDAP entities may be defined for a UE. There is an SDAP entity configured for each individual PDU session.

An SDAP entity receives/delivers SDAP SDUs from/to upper layers and submits/receives SDAP PDUs to/from its peer SDAP entity via lower layers.

- At the transmitting side, when an SDAP entity receives an SDAP SDU from upper layers, it constructs the corresponding SDAP PDU and submits it to lower layers;
- At the receiving side, when an SDAP entity receives an SDAP PDU from lower layers, it retrieves the corresponding SDAP SDU and delivers it to upper layers.

Figure 4.2.2-1 illustrates the functional view of the SDAP entity for the SDAP sublayer; it should not restrict implementation. The figure is based on the radio interface protocol architecture defined in 3GPP TS 38.300 [2]



**Figure 4.2.2-1: SDAP layer, functional view**

Reflective QoS flow to DRB mapping is performed at UE, as specified in the subclause 5.3.2, if SDAP header is configured.

## 4.3 Services

### 4.3.1 Services provided to upper layers

The SDAP sublayer provides its service to the user plane upper layers. The following services are provided by SDAP to upper layers:

- transfer of user plane data.

### 4.3.2 Services expected from lower layers

An SDAP entity expects the following services from lower layers:

- user plane data transfer service;
- in-order delivery except when reordering functionality is disabled by RRC [3].

## 4.4 Functions

The SDAP sublayer supports the following functions:

- transfer of user plane data;



- mapping between a QoS flow and a DRB for both DL and UL;
  - marking QoS flow ID in both DL and UL packets;
  - reflective QoS flow to DRB mapping for the UL SDAP data PDUs.
- 

## 5 SDAP procedures

### 5.1 SDAP entity handling

#### 5.1.1 SDAP entity establishment

When RRC [3] requests an SDAP entity establishment, the UE shall:

- establish an SDAP entity;
- follow the procedures in subclause 5.2.

#### 5.1.2 SDAP entity release

When RRC [3] requests an SDAP entity release, the UE shall:

- release the SDAP entity.

## 5.2 Data transfer

### 5.2.1 Uplink

At the reception of an SDAP SDU from upper layer for a QoS flow, the transmitting SDAP entity shall:

- if there is no stored QoS flow to DRB mapping rule for the QoS flow as specified in the subclause 5.3:
  - map the SDAP SDU to the default DRB;
- else:
  - map the SDAP SDU to the DRB according to the stored QoS flow to DRB mapping rule;
- if the DRB to which the SDAP SDU is mapped is configured by RRC [3] with the presence of SDAP header,
  - construct the UL SDAP data PDU as specified in the subclause 6.2.2.3;
- else:
  - construct the UL SDAP data PDU as specified in the subclause 6.2.2.1;
- submit the constructed UL SDAP data PDU to the lower layers.

NOTE: UE behaviour is not defined if there is neither a default DRB nor a stored QoS flow to DRB mapping rule for the QoS flow.

### 5.2.2 Downlink

At the reception of an SDAP PDU from lower layers for a QoS flow, the receiving SDAP entity shall:

- if the DRB from which this SDAP PDU is received is configured by RRC [3] with the presence of SDAP header:
  - perform reflective QoS flow to DRB mapping as specified in the subclause 5.3.2;
  - perform RQI handling as specified in the subclause 5.4;
  - retrieves the SDAP SDU from the DL SDAP data PDU as specified in the subclause 6.2.2.2.
- else:

- retrieve the SDAP SDU from the DL SDAP data PDU as specified in the subclause 6.2.2.1;
- deliver the retrieved SDAP SDU to the upper layer.

## 5.3 QoS flow to DRB mapping

### 5.3.1 Configuration

When RRC [3] configures an UL QoS flow to DRB mapping rule for a QoS flow, the SDAP entity shall:

- if the SDAP entity has already been establishment and there is no stored QoS flow to DRB mapping rule for the QoS flow and a default DRB is configured:
  - construct an end-marker control PDU, as specified in subclause 6.2.3, for the QoS flow;
  - map the end-marker control PDU to the default DRB;
  - submit the end-marker control PDU to the lower layers.
- if the stored UL QoS flow to DRB mapping rule is different from the configured QoS flow to DRB mapping rule for the QoS flow and the DRB according to the stored QoS flow to DRB mapping rule is configured by RRC [3] with the presence of SDAP header:
  - construct an end-marker control PDU, as specified in subclause 6.2.3, for the QoS flow;
  - map the end-marker control PDU to the DRB according to the stored QoS flow to DRB mapping rule;
  - submit the end-marker control PDU to the lower layers.
- store the configured UL QoS flow to DRB mapping rule for the QoS flow.

When RRC [3] releases an UL QoS flow to DRB mapping rule for a QoS flow, the SDAP entity shall:

- remove the UL QoS flow to DRB mapping rule for the QoS flow.

### 5.3.2 Reflective mapping

For each received DL SDAP PDU with RDI set to 1, the SDAP entity shall:

- process the QFI field in the SDAP header and determine the QoS flow;
- if there is no stored QoS flow to DRB mapping rule for the QoS flow and a default DRB is configured:
  - construct an end-marker control PDU, as specified in subclause 6.2.3, for the QoS flow;
  - map the end-marker control PDU to the default DRB;
  - submit the end-marker control PDU to the lower layers;
- if the stored QoS flow to DRB mapping rule for the QoS flow is different from the QoS flow to DRB mapping of the DL SDAP data PDU and the DRB according to the stored QoS flow to DRB mapping rule is configured by RRC [3] with the presence of SDAP header:
  - construct an end-marker control PDU, as specified in subclause 6.2.3, for the QoS flow;
  - map the end-marker control PDU to the DRB according to the stored QoS flow to DRB mapping rule;
  - submit the end-marker control PDU to the lower layers;
- store the QoS flow to DRB mapping of the DL SDAP data PDU as the QoS flow to DRB mapping rule for the UL.

### 5.3.3 DRB release

When RRC [3] indicates that a DRB is released, the SDAP entity shall:

- remove all QoS flow to DRB mappings associated with the released DRB based on the subclauses 5.3.1 and 5.3.2.

## 5.4 RQI handling

For each received DL SDAP PDU with RQI set to 1, the SDAP entity shall:

- inform the NAS layer of the RQI and QFI.

# 6 Protocol data units, formats, and parameters

## 6.1 Protocol data units

### 6.1.1 Data PDU

The SDAP Data PDU is used to convey one or more of followings:

- SDAP header;
- user plane data.

### 6.1.2 Control PDU

a) End-Marker PDU

End-Marker PDU is used by the SDAP entity at UE to indicate that it stops the mapping of the SDAP SDU of the QoS flow indicated by the QFI to the DRB on which the End-Marker PDU is transmitted.

## 6.2 Formats

### 6.2.1 General

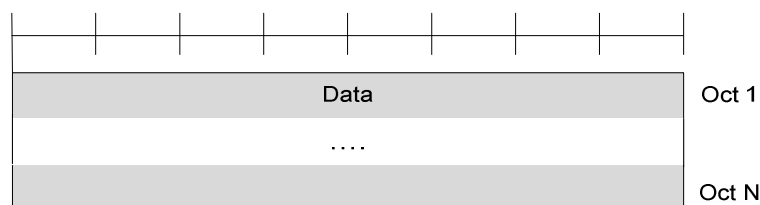
A SDAP PDU is a bit string that is byte aligned (i.e. multiple of 8 bits) in length. In the figures in subclause 6.2, bit strings are represented by tables in which the first and most significant bit is the left most bit of the first line of the table, the last and least significant bit is the rightmost bit of the last line of the table, and more generally the bit string is to be read from left to right and then in the reading order of the lines.

SDAP SDUs are bit strings that are byte aligned (i.e. multiple of 8 bits) in length. An SDAP SDU is included into a SDAP PDU from the first bit onward.

### 6.2.2 Data PDU

#### 6.2.2.1 Data PDU without SDAP header

An SDAP PDU consists only of a data field and does not consist of any SDAP header, as described in Figure 6.2.2.1-1.



**Figure 6.2.2.1-1: SDAP Data PDU format without SDAP header**

#### 6.2.2.2 DL Data PDU with SDAP header

Figure 6.2.2.2 – 1 shows the format of SDAP Data PDU of DL with SDAP header being configured.



Figure 6.2.2.2-1: DL SDAP Data PDU format with SDAP header

### 6.2.2.3 UL Data PDU with SDAP header

Figure 6.2.2.3 – 1 shows the format of SDAP Data PDU of UL with SDAP header being configured.

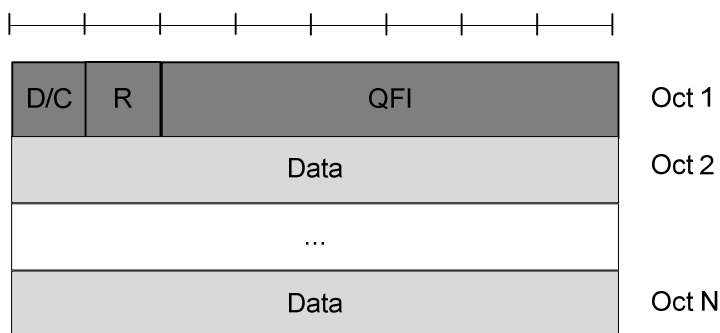


Figure 6.2.2.3-1: UL SDAP Data PDU format with SDAP header

### 6.2.3 End-Marker Control PDU

Figure 6.2.3 – 1 shows the format of End-Marker Control PDU.

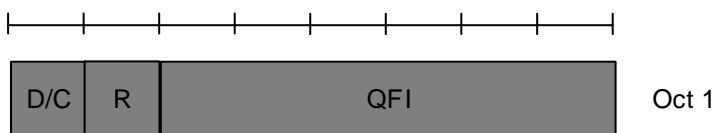


Figure 6.2.3-1: End-Marker Control PDU

## 6.3 Parameters

### 6.3.1 General

If not otherwise mentioned in the definition of each field, then the bits in the parameters shall be interpreted as follows: the left most bit is the first and most significant bit and the right most bit is the last and least significant bit.

Unless otherwise mentioned, integers are encoded in standard binary encoding for unsigned integers. In all cases the bits appear ordered from MSB to LSB when read in the PDU.

### 6.3.2 Data

Length: Variable

This field includes the SDAP SDU.

### 6.3.3 D/C

Length: 1 bit,

The D/C bit indicates whether the SDAP PDU is an SDAP Data PDU or an SDAP Control PDU.

**Table 6.3.3-1: D/C field**

Bit	Description
0	Control PDU
1	Data PDU

### 6.3.4 QFI

Length: 6 bits

The QFI field indicates the ID of the QoS flow [4] to which the SDAP SDU belongs.

### 6.3.5 R

Length: 1 bit

Reserved. In this version of the specification reserved bits shall be set to 0. Reserved bits shall be ignored by the receiver.

### 6.3.6 RQI

Length: 1 bit,

The RQI bit indicates whether NAS should be informed of the updated of SDF to QoS flow mapping rules [4].

**Table 6.3.6-1: RQI field**

Bit	Description
0	No action
1	To inform NAS that RQI bit is set to 1.

### 6.3.7 RDI

Length: 1 bit,

The RDI bit indicates whether QoS flow to DRB mapping rule should be updated.

**Table 6.3.7-1: RDI field**

Bit	Description
0	No action
1	To store QoS flow to DRB mapping rule.

## Annex A (informative): Change history

Change history							
Date	Meeting	TDoc	C R	Rev	Cat	Subject/Comment	New version
06/2017	RAN2 NR AH		-	-	-	First version	0.1.0
08/2017	RAN2#99		-	-	-	To capture agreements made in RAN2#99	0.2.0
09/2017	RAN#77		-	-	-	Presented to RAN#77 for information	1.0.0
10/2017	RAN2#99bis					To capture agreements made in RAN2#99bis	1.1.0
11/2017	RAN2#100					To remove editor's notes.	1.2.0
01/2018	RAN2 NR AH					To capture agreements made in RAN2 NR AH	1.3.0
04/2018	RAN2#101bis					To capture agreements made in RAN2#101	1.4.0
	RAN2#101bis					To capture agreements made in RAN2#101bis	1.5.0
05/2018	RAN2#102					To capture agreements made in RAN2#102	1.6.0
06/2018	RP-80	RP-181256				Provided to RAN #80 for approval	2.0.1
	RP-80	RP-181266				Provided to RAN #80 for approval (update as RP-181256 was misused for another Tdoc)	2.0.2
						Upgraded to Rel-15 after the plenary approval	15.0.0

---

# History

<b>Document history</b>		
V15.0.0	September 2018	Publication