

ETSI TS 138 423 V15.3.0 (2019-05)



**5G;  
NG-RAN;  
Xn Application Protocol (XnAP)  
(3GPP TS 38.423 version 15.3.0 Release 15)**



---

Reference

RTS/TSGR-0338423vf30

---

Keywords

5G

**ETSI**

650 Route des Lucioles  
F-06921 Sophia Antipolis Cedex - FRANCE

Tel.: +33 4 92 94 42 00 Fax: +33 4 93 65 47 16

Siret N° 348 623 562 00017 - NAF 742 C  
Association à but non lucratif enregistrée à la  
Sous-Préfecture de Grasse (06) N° 7803/88

---

**Important notice**

The present document can be downloaded from:

<http://www.etsi.org/standards-search>

The present document may be made available in electronic versions and/or in print. The content of any electronic and/or print versions of the present document shall not be modified without the prior written authorization of ETSI. In case of any existing or perceived difference in contents between such versions and/or in print, the prevailing version of an ETSI deliverable is the one made publicly available in PDF format at [www.etsi.org/deliver](http://www.etsi.org/deliver).

Users of the present document should be aware that the document may be subject to revision or change of status.

Information on the current status of this and other ETSI documents is available at

<https://portal.etsi.org/TB/ETSIDeliverableStatus.aspx>

If you find errors in the present document, please send your comment to one of the following services:

<https://portal.etsi.org/People/CommiteeSupportStaff.aspx>

---

**Copyright Notification**

No part may be reproduced or utilized in any form or by any means, electronic or mechanical, including photocopying and microfilm except as authorized by written permission of ETSI.

The content of the PDF version shall not be modified without the written authorization of ETSI.

The copyright and the foregoing restriction extend to reproduction in all media.

© ETSI 2019.

All rights reserved.

**DECT™**, **PLUGTESTS™**, **UMTS™** and the ETSI logo are trademarks of ETSI registered for the benefit of its Members.

**3GPP™** and **LTE™** are trademarks of ETSI registered for the benefit of its Members and of the 3GPP Organizational Partners.

**oneM2M™** logo is a trademark of ETSI registered for the benefit of its Members and of the oneM2M Partners.

**GSM®** and the GSM logo are trademarks registered and owned by the GSM Association.

---

# Intellectual Property Rights

## Essential patents

IPRs essential or potentially essential to normative deliverables may have been declared to ETSI. The information pertaining to these essential IPRs, if any, is publicly available for **ETSI members and non-members**, and can be found in ETSI SR 000 314: "*Intellectual Property Rights (IPRs); Essential, or potentially Essential, IPRs notified to ETSI in respect of ETSI standards*", which is available from the ETSI Secretariat. Latest updates are available on the ETSI Web server (<https://ipr.etsi.org/>).

Pursuant to the ETSI IPR Policy, no investigation, including IPR searches, has been carried out by ETSI. No guarantee can be given as to the existence of other IPRs not referenced in ETSI SR 000 314 (or the updates on the ETSI Web server) which are, or may be, or may become, essential to the present document.

## Trademarks

The present document may include trademarks and/or tradenames which are asserted and/or registered by their owners. ETSI claims no ownership of these except for any which are indicated as being the property of ETSI, and conveys no right to use or reproduce any trademark and/or tradename. Mention of those trademarks in the present document does not constitute an endorsement by ETSI of products, services or organizations associated with those trademarks.

---

# Foreword

This Technical Specification (TS) has been produced by ETSI 3rd Generation Partnership Project (3GPP).

The present document may refer to technical specifications or reports using their 3GPP identities, UMTS identities or GSM identities. These should be interpreted as being references to the corresponding ETSI deliverables.

The cross reference between GSM, UMTS, 3GPP and ETSI identities can be found under <http://webapp.etsi.org/key/queryform.asp>.

---

# Modal verbs terminology

In the present document "**shall**", "**shall not**", "**should**", "**should not**", "**may**", "**need not**", "**will**", "**will not**", "**can**" and "**cannot**" are to be interpreted as described in clause 3.2 of the [ETSI Drafting Rules](#) (Verbal forms for the expression of provisions).

"**must**" and "**must not**" are **NOT** allowed in ETSI deliverables except when used in direct citation.

# Contents

Intellectual Property Rights .....	2
Foreword.....	2
Modal verbs terminology.....	2
Foreword.....	10
1 Scope .....	11
2 References .....	11
3 Definitions, symbols and abbreviations .....	12
3.1 Definitions .....	12
3.2 Abbreviations .....	13
4 General .....	13
4.1 Procedure specification principles.....	13
4.2 Forwards and backwards compatibility.....	14
4.3 Specification notations .....	14
5 XnAP services .....	14
5.1 XnAP procedure modules .....	14
5.2 Parallel transactions.....	14
6 Services expected from signalling transport.....	14
7 Functions of XnAP.....	15
8 XnAP procedures .....	15
8.1 Elementary procedures .....	15
8.2 Basic mobility procedures .....	17
8.2.1 Handover Preparation .....	17
8.2.1.1 General .....	17
8.2.1.2 Successful Operation.....	17
8.2.1.3 Unsuccessful Operation .....	19
8.2.1.4 Abnormal Conditions .....	20
8.2.2 SN Status Transfer .....	20
8.2.2.1 General .....	20
8.2.2.2 Successful Operation.....	20
8.2.2.3 Unsuccessful Operation .....	21
8.2.2.4 Abnormal Conditions .....	21
8.2.3 Handover Cancel .....	21
8.2.3.1 General .....	21
8.2.3.2 Successful Operation.....	21
8.2.3.3 Unsuccessful Operation .....	21
8.2.3.4 Abnormal Conditions .....	21
8.2.4 Retrieve UE Context.....	22
8.2.4.1 General .....	22
8.2.4.2 Successful Operation.....	22
8.2.4.3 Unsuccessful Operation .....	22
8.2.4.4 Abnormal Conditions .....	23
8.2.5 RAN Paging.....	23
8.2.5.1 General .....	23
8.2.5.2 Successful operation.....	23
8.2.5.3 Unsuccessful Operation .....	23
8.2.5.4 Abnormal Condition.....	23
8.2.6 XN-U Address Indication .....	23
8.2.6.1 General .....	23
8.2.6.2 Successful Operation.....	24
8.2.6.3 Unsuccessful Operation .....	24
8.2.6.4 Abnormal Conditions .....	25

8.2.7	UE Context Release .....	25
8.2.7.1	General .....	25
8.2.7.2	Successful Operation.....	25
8.2.7.3	Unsuccessful Operation .....	26
8.2.7.4	Abnormal Conditions .....	26
8.3	Procedures for Dual Connectivity .....	27
8.3.1	S-NG-RAN node Addition Preparation .....	27
8.3.1.1	General .....	27
8.3.1.2	Successful Operation.....	27
8.3.1.3	Unsuccessful Operation .....	30
8.3.1.4	Abnormal Conditions .....	30
8.3.2	S-NG-RAN node Reconfiguration Completion.....	31
8.3.2.1	General .....	31
8.3.2.2	Successful Operation.....	31
8.3.2.3	Abnormal Conditions .....	31
8.3.3	M-NG-RAN node initiated S-NG-RAN node Modification Preparation .....	31
8.3.3.1	General .....	31
8.3.3.2	Successful Operation.....	32
8.3.3.3	Unsuccessful Operation .....	36
8.3.3.4	Abnormal Conditions .....	36
8.3.4	S-NG-RAN node initiated S-NG-RAN node Modification .....	37
8.3.4.1	General .....	37
8.3.4.2	Successful Operation.....	37
8.3.4.3	Unsuccessful Operation .....	39
8.3.4.4	Abnormal Conditions .....	39
8.3.5	S-NG-RAN node initiated S-NG-RAN node Change.....	40
8.3.5.1	General .....	40
8.3.5.2	Successful Operation.....	40
8.3.5.3	Unsuccessful Operation .....	41
8.3.5.4	Abnormal Conditions .....	41
8.3.6	M-NG-RAN node initiated S-NG-RAN node Release .....	41
8.3.6.1	General .....	41
8.3.6.2	Successful Operation.....	42
8.3.6.3	Unsuccessful Operation .....	42
8.3.6.4	Abnormal Conditions .....	43
8.3.7	S-NG-RAN node initiated S-NG-RAN node Release .....	43
8.3.7.1	General .....	43
8.3.7.2	Successful Operation.....	43
8.3.7.3	Unsuccessful Operation .....	43
8.3.7.4	Abnormal Conditions .....	44
8.3.8	S-NG-RAN node Counter Check.....	44
8.3.8.1	General .....	44
8.3.8.2	Successful Operation.....	44
8.3.8.3	Unsuccessful Operation .....	44
8.3.8.4	Abnormal Conditions .....	44
8.3.9	RRC Transfer.....	44
8.3.9.1	General .....	44
8.3.9.2	Successful Operation.....	45
8.3.9.3	Unsuccessful Operation .....	45
8.3.9.4	Abnormal Conditions .....	45
8.3.10	Notification Control Indication.....	45
8.3.10.1	General .....	45
8.3.10.2	Successful Operation – M-NG-RAN node initiated.....	46
8.3.10.3	Successful Operation – S-NG-RAN node initiated .....	46
8.3.10.4	Abnormal Conditions .....	46
8.3.11	Activity Notification .....	47
8.3.11.1	General .....	47
8.3.11.2	Successful Operation.....	47
8.3.11.3	Abnormal Conditions .....	47
8.3.12	E-UTRA – NR Cell Resource Coordination.....	47
8.3.12.1	General .....	47
8.3.12.2	Successful Operation.....	48

8.3.13	Secondary RAT Data Usage Report .....	48
8.3.13.1	General .....	48
8.3.13.2	Successful Operation.....	49
8.3.13.3	Unsuccessful Operation .....	49
8.3.13.4	Abnormal Conditions .....	49
8.4	Global procedures.....	49
8.4.1	Xn Setup .....	49
8.4.1.1	General .....	49
8.4.1.2	Successful Operation.....	49
8.4.1.3	Unsuccessful Operation .....	50
8.4.1.4	Abnormal Conditions .....	50
8.4.2	NG-RAN node Configuration Update .....	51
8.4.2.1	General .....	51
8.4.2.2	Successful Operation.....	51
8.4.2.3	Unsuccessful Operation .....	53
8.4.2.4	Abnormal Conditions .....	53
8.4.3	Cell Activation.....	53
8.4.3.1	General .....	53
8.4.3.2	Successful Operation.....	53
8.4.3.3	Unsuccessful Operation .....	54
8.4.3.4	Abnormal Conditions .....	54
8.4.4	Reset .....	54
8.4.4.1	General .....	54
8.4.4.2	Successful Operation.....	54
8.4.4.3	Unsuccessful Operation .....	55
8.4.4.4	Abnormal Conditions .....	55
8.4.5	Error Indication.....	55
8.4.5.1	General .....	55
8.4.5.2	Successful Operation.....	56
8.4.5.3	Unsuccessful Operation .....	56
8.4.5.4	Abnormal Conditions .....	56
8.4.6	Xn Removal.....	56
8.4.6.1	General .....	56
8.4.6.2	Successful Operation.....	56
8.4.6.3	Unsuccessful Operation .....	57
8.4.6.4	Abnormal Conditions .....	57
9	Elements for XnAP Communication.....	57
9.0	General .....	57
9.1	Message Functional Definition and Content .....	57
9.1.1	Messages for Basic Mobility Procedures.....	57
9.1.1.1	HANDOVER REQUEST .....	57
9.1.1.2	HANDOVER REQUEST ACKNOWLEDGE.....	59
9.1.1.3	HANDOVER PREPARATION FAILURE .....	59
9.1.1.4	SN STATUS TRANSFER .....	60
9.1.1.5	UE CONTEXT RELEASE .....	60
9.1.1.6	HANDOVER CANCEL .....	60
9.1.1.7	RAN PAGING .....	61
9.1.1.8	RETRIEVE UE CONTEXT REQUEST.....	61
9.1.1.9	RETRIEVE UE CONTEXT RESPONSE.....	62
9.1.1.10	RETRIEVE UE CONTEXT FAILURE.....	63
9.1.1.11	XN-U ADDRESS INDICATION .....	63
9.1.2	Messages for Dual Connectivity Procedures .....	64
9.1.2.1	S-NODE ADDITION REQUEST.....	64
9.1.2.2	S-NODE ADDITION REQUEST ACKNOWLEDGE.....	66
9.1.2.3	S-NODE ADDITION REQUEST REJECT.....	69
9.1.2.4	S-NODE RECONFIGURATION COMPLETE .....	69
9.1.2.5	S-NODE MODIFICATION REQUEST .....	70
9.1.2.6	S-NODE MODIFICATION REQUEST ACKNOWLEDGE .....	73
9.1.2.7	S-NODE MODIFICATION REQUEST REJECT .....	75
9.1.2.8	S-NODE MODIFICATION REQUIRED.....	76
9.1.2.9	S-NODE MODIFICATION CONFIRM.....	78

9.1.2.10	S-NODE MODIFICATION REFUSE .....	80
9.1.2.11	S-NODE CHANGE REQUIRED .....	80
9.1.2.12	S-NODE CHANGE CONFIRM .....	81
9.1.2.13	S-NODE CHANGE REFUSE.....	82
9.1.2.14	S-NODE RELEASE REQUEST.....	82
9.1.2.15	S-NODE RELEASE REQUEST ACKNOWLEDGE.....	83
9.1.2.16	S-NODE RELEASE REJECT .....	83
9.1.2.17	S-NODE RELEASE REQUIRED .....	84
9.1.2.18	S-NODE RELEASE CONFIRM .....	84
9.1.2.19	S-NODE COUNTER CHECK REQUEST.....	85
9.1.2.20	RRC TRANSFER .....	85
9.1.2.21	NOTIFICATION CONTROL INDICATION .....	86
9.1.2.22	ACTIVITY NOTIFICATION.....	87
9.1.2.23	E-UTRA – NR CELL RESOURCE COORDINATION REQUEST.....	87
9.1.2.24	E-UTRA – NR CELL RESOURCE COORDINATION RESPONSE.....	88
9.1.2.25	SECONDARY RAT DATA USAGE REPORT .....	89
9.1.3	Messages for Global Procedures.....	90
9.1.3.1	XN SETUP REQUEST .....	90
9.1.3.2	XN SETUP RESPONSE.....	91
9.1.3.3	XN SETUP FAILURE.....	91
9.1.3.4	NG-RAN NODE CONFIGURATION UPDATE.....	91
9.1.3.5	NG-RAN NODE CONFIGURATION UPDATE ACKNOWLEDGE.....	92
9.1.3.6	NG-RAN NODE CONFIGURATION UPDATE FAILURE.....	93
9.1.3.7	CELL ACTIVATION REQUEST .....	94
9.1.3.8	CELL ACTIVATION RESPONSE .....	94
9.1.3.9	CELL ACTIVATION FAILURE .....	95
9.1.3.10	RESET REQUEST .....	95
9.1.3.11	RESET RESPONSE.....	95
9.1.3.12	ERROR INDICATION.....	96
9.1.3.13	XN REMOVAL REQUEST .....	96
9.1.3.14	XN REMOVAL RESPONSE .....	97
9.1.3.15	XN REMOVAL FAILURE .....	97
9.2	Information Element definitions.....	97
9.2.0	General.....	97
9.2.1	Container and List IE definitions.....	97
9.2.1.1	PDU Session Resources To Be Setup List .....	97
9.2.1.2	PDU Session Resources Admitted List.....	98
9.2.1.3	PDU Session Resources Not Admitted List.....	99
9.2.1.4	QoS Flow List with Cause .....	100
9.2.1.5	PDU Session Resource Setup Info – SN terminated.....	100
9.2.1.6	PDU Session Resource Setup Response Info – SN terminated.....	100
9.2.1.7	PDU Session Resource Setup Info – MN terminated.....	101
9.2.1.8	PDU Session Resource Setup Response Info – MN terminated .....	102
9.2.1.9	PDU Session Resource Modification Info – SN terminated .....	103
9.2.1.10	PDU Session Resource Modification Response Info – SN terminated .....	104
9.2.1.11	PDU Session Resource Modification Info – MN terminated.....	106
9.2.1.12	PDU Session Resource Modification Response Info – MN terminated.....	108
9.2.1.13	UE Context Information Retrieve UE Context Response .....	108
9.2.1.14	DRBs Subject To Status Transfer List .....	109
9.2.1.15	DRB to QoS Flow Mapping List.....	111
9.2.1.16	Data Forwarding Info from target NG-RAN node .....	111
9.2.1.17	Data Forwarding and Offloading Info from source NG-RAN node.....	112
9.2.1.18	PDU Session Resource Change Required Info – SN terminated .....	112
9.2.1.19	PDU Session Resource Change Confirm Info – SN terminated .....	112
9.2.1.20	PDU Session Resource Modification Required Info – SN terminated.....	112
9.2.1.21	PDU Session Resource Modification Confirm Info – SN terminated.....	114
9.2.1.22	PDU Session Resource Modification Required Info – MN terminated.....	115
9.2.1.23	PDU Session Resource Modification Confirm Info – MN terminated.....	115
9.2.1.24	PDU Session List with data forwarding request info .....	115
9.2.1.25	PDU Session List with data forwarding info from the target node .....	116
9.2.1.26	PDU Session List with Cause.....	116
9.2.1.27	PDU Session List .....	116

9.2.1.28	DRB List with Cause .....	116
9.2.1.29	DRB List .....	117
9.2.1.30	PDU Session Resource Setup Complete Info – SN terminated.....	117
9.2.1.31	Secondary Data Forwarding Info from target NG-RAN node List .....	118
9.2.1.32	Additional UL NG-U UP TNL Information at UPF List .....	118
9.2.2	NG-RAN Node and Cell Configuration related IE definitions .....	118
9.2.2.1	Global gNB ID .....	118
9.2.2.2	Global ng-eNB ID .....	119
9.2.2.3	Global NG-RAN Node ID .....	119
9.2.2.4	PLMN Identity .....	119
9.2.2.5	TAC.....	120
9.2.2.6	RAN Area Code .....	120
9.2.2.7	NR CGI .....	120
9.2.2.8	E-UTRA CGI .....	120
9.2.2.9	NG-RAN Cell Identity .....	120
9.2.2.10	NG-RAN Cell PCI .....	120
9.2.2.11	Served Cell Information NR .....	121
9.2.2.12	Served Cell Information E-UTRA .....	122
9.2.2.13	Neighbour Information NR .....	124
9.2.2.14	Neighbour Information E-UTRA .....	125
9.2.2.15	Served Cells To Update NR .....	126
9.2.2.16	Served Cells to Update E-UTRA .....	126
9.2.2.17	Cell Assistance Information NR .....	127
9.2.2.18	SUL Information .....	128
9.2.2.19	NR Frequency Info.....	128
9.2.2.20	NR Transmission Bandwidth .....	129
9.2.2.21	E-UTRA ARFCN.....	130
9.2.2.22	E-UTRA Transmission Bandwidth .....	130
9.2.2.23	Number of Antenna Ports E-UTRA .....	130
9.2.2.24	E-UTRA Multiband Info List.....	130
9.2.2.25	E-UTRA PRACH Configuration .....	130
9.2.2.26	MBSFN Subframe Allocation E-UTRA .....	131
9.2.2.27	Global NG-RAN Cell Identity .....	131
9.2.2.28	Connectivity Support .....	131
9.2.2.29	Protected E-UTRA Resource Indication .....	131
9.2.2.30	Data Traffic Resource Indication .....	133
9.2.2.31	Data Traffic Resources.....	133
9.2.2.32	Reserved Subframe Pattern .....	134
9.2.2.33	MR-DC Resource Coordination Information .....	134
9.2.2.34	E-UTRA Resource Coordination Information .....	135
9.2.2.35	NR Resource Coordination Information .....	137
9.2.2.36	E-UTRA Coordination Assistance Information .....	139
9.2.2.37	NR Coordination Assistance Information .....	139
9.2.3	General IE definitions .....	140
9.2.3.1	Message Type .....	140
9.2.3.2	Cause.....	140
9.2.3.3	Criticality Diagnostics.....	145
9.2.3.4	Bit Rate .....	146
9.2.3.5	QoS Flow Level QoS Parameters.....	146
9.2.3.6	GBR QoS Flow Information .....	147
9.2.3.7	Allocation and Retention Priority .....	147
9.2.3.8	Non dynamic 5QI Descriptor .....	148
9.2.3.9	Dynamic 5QI Descriptor .....	149
9.2.3.10	QoS Flow Identifier.....	149
9.2.3.11	Packet Loss Rate .....	149
9.2.3.12	Packet Delay Budget .....	149
9.2.3.13	Packet Error Rate .....	150
9.2.3.14	Averaging Window .....	150
9.2.3.15	Maximum Data Burst Volume .....	150
9.2.3.16	NG-RAN node UE XnAP ID .....	150
9.2.3.17	UE Aggregate Maximum Bit Rate .....	150
9.2.3.18	PDU Session ID .....	151



9.2.3.19	PDU Session Type .....	151
9.2.3.20	TAI Support List .....	151
9.2.3.21	S-NSSAI .....	151
9.2.3.22	Slice Support List.....	151
9.2.3.23	Index to RAT/Frequency Selection Priority.....	152
9.2.3.24	GUAMI .....	152
9.2.3.25	Target Cell Global ID.....	152
9.2.3.26	AMF UE NGAP ID.....	152
9.2.3.27	SCG Configuration Query.....	152
9.2.3.28	RLC Mode.....	152
9.2.3.29	Transport Layer Address.....	153
9.2.3.30	UP Transport Layer Information.....	153
9.2.3.31	CP Transport Layer Information.....	153
9.2.3.32	Masked IMEISV .....	153
9.2.3.33	DRB ID .....	154
9.2.3.34	DL Forwarding.....	154
9.2.3.35	Data Forwarding Accepted.....	154
9.2.3.36	COUNT Value for PDCP SN Length 12.....	154
9.2.3.37	COUNT Value for PDCP SN Length 18.....	154
9.2.3.38	RAN Paging Area .....	154
9.2.3.39	RAN Area ID .....	155
9.2.3.40	UE Context ID .....	155
9.2.3.41	Assistance Data for RAN Paging .....	156
9.2.3.42	RAN Paging Attempt Information .....	156
9.2.3.43	UE RAN Paging Identity .....	156
9.2.3.44	Paging Priority .....	157
9.2.3.45	Delivery Status.....	157
9.2.3.46	I-RNTI.....	157
9.2.3.47	Location Reporting Information.....	157
9.2.3.48	Area of Interest Information.....	158
9.2.3.49	UE Security Capabilities .....	158
9.2.3.50	AS Security Information .....	159
9.2.3.51	S-NG-RAN node Security Key .....	160
9.2.3.52	Security Indication .....	160
9.2.3.53	Mobility Restriction List.....	160
9.2.3.54	Xn Benefit Value .....	162
9.2.3.55	Trace Activation.....	162
9.2.3.56	Time To Wait.....	163
9.2.3.57	QoS Flow Notification Control Indication Info .....	163
9.2.3.58	Request Reporting Reference ID.....	163
9.2.3.59	User plane traffic activity report .....	163
9.2.3.60	Lower Layer presence status change.....	163
9.2.3.61	RRC Resume Cause .....	164
9.2.3.62	Priority Level .....	164
9.2.3.63	PDCP SN Length .....	164
9.2.3.64	UE History Information .....	164
9.2.3.65	Last Visited Cell Information.....	165
9.2.3.66	Paging DRX .....	165
9.2.3.67	Security Result .....	165
9.2.3.68	UE Context Kept Indicator.....	165
9.2.3.69	PDU Session Aggregate Maximum Bit Rate .....	165
9.2.3.70	LCID .....	166
9.2.3.71	Duplication Activation.....	166
9.2.3.72	RRC Config Indication .....	166
9.2.3.73	Maximum Integrity Protected Data Rate.....	166
9.2.3.74	PDCP Change Indication .....	167
9.2.3.75	UL Configuration.....	167
9.2.3.76	UP Transport Parameters .....	167
9.2.3.77	Desired Activity Notification Level.....	168
9.2.3.78	Number of DRB IDs .....	168
9.2.3.79	QoS Flow Mapping Indication.....	168
9.2.3.80	RLC Status .....	168

9.2.3.81	Expected UE Behaviour .....	169
9.2.3.82	Expected UE Activity Behaviour .....	169
9.2.3.83	AMF Set Information .....	170
9.2.3.84	TNL Association Usage .....	170
9.2.3.85	Network Instance .....	171
9.2.3.86	PDCP Duplication Configuration.....	171
9.2.3.87	Secondary RAT Usage Information.....	171
9.2.3.88	Volume Timed Report List .....	171
9.2.3.89	Maximum IP Rate .....	172
9.2.3.90	UL Forwarding.....	172
9.3	Message and Information Element Abstract Syntax (with ASN.1).....	173
9.3.1	General.....	173
9.3.2	Usage of Private Message Mechanism for Non-standard Use .....	173
9.3.3	Elementary Procedure Definitions .....	174
9.3.4	PDU Definitions .....	182
9.3.5	Information Element definitions .....	217
9.3.6	Common definitions .....	280
9.3.7	Constant definitions .....	281
9.3.8	Container definitions.....	285
9.4	Message transfer syntax .....	290
9.5	Timers .....	290
10	Handling of unknown, unforeseen and erroneous protocol data .....	290
<b>Annex A (informative): Change history .....</b>		<b>291</b>
History .....		294

---

# Foreword

This Technical Specification has been produced by the 3<sup>rd</sup> Generation Partnership Project (3GPP).

The contents of the present document are subject to continuing work within the TSG and may change following formal TSG approval. Should the TSG modify the contents of the present document, it will be re-released by the TSG with an identifying change of release date and an increase in version number as follows:

Version x.y.z

where:

- x the first digit:
  - 1 presented to TSG for information;
  - 2 presented to TSG for approval;
  - 3 or greater indicates TSG approved document under change control.
- y the second digit is incremented for all changes of substance, i.e. technical enhancements, corrections, updates, etc.
- z the third digit is incremented when editorial only changes have been incorporated in the document.

---

# 1 Scope

The present document specifies the radio network layer signalling procedures of the control plane between NG-RAN nodes in NG-RAN. XnAP supports the functions of the Xn interface by signalling procedures defined in this document. XnAP is developed in accordance to the general principles stated in TS 38.401 [2] and TS 38.420 [3].

---

# 2 References

The following documents contain provisions which, through reference in this text, constitute provisions of the present document.

- References are either specific (identified by date of publication, edition number, version number, etc.) or non-specific.
- For a specific reference, subsequent revisions do not apply.
- For a non-specific reference, the latest version applies. In the case of a reference to a 3GPP document (including a GSM document), a non-specific reference implicitly refers to the latest version of that document *in the same Release as the present document*.

- [1] 3GPP TR 21.905: "Vocabulary for 3GPP Specifications".
- [2] 3GPP TS 38.401: "NG-RAN; Architecture Description".
- [3] 3GPP TS 38.420: "NG-RAN; Xn General Aspects and Principles".
- [4] 3GPP TS 38.422: "NG-RAN; Xn Signalling Transport".
- [5] 3GPP TS 38.413: "NG-RAN; NG Application Protocol (NGAP) ".
- [6] 3GPP TS 25.921: "Guidelines and principles for protocol description and error handling".
- [7] 3GPP TS 23.501: "System Architecture for the 5G System".
- [8] 3GPP TS 37.340: "Evolved Universal Terrestrial Radio Access (E-UTRA) and NR; Multi-connectivity; Stage 2".
- [9] 3GPP TS 38.300: "NR; NR and NG-RAN Overall Description; Stage 2".
- [10] 3GPP TS 38.331: "NR; Radio Resource Control (RRC) Protocol specification".
- [11] 3GPP TS 38.323: "NR; Packet Data Convergence Protocol (PDCP) specification".
- [12] 3GPP TS 36.300: "Evolved Universal Terrestrial Radio Access (E-UTRA) and Evolved Universal Terrestrial Radio Access Network (E-UTRAN); Overall description; Stage 2".
- [13] 3GPP TS 23.502: "Procedures for the 5G System; Stage 2".
- [14] 3GPP TS 36.331: "Evolved Universal Terrestrial Radio Access (E-UTRA); Radio Resource Control (RRC) protocol specification".
- [15] ITU-T Recommendation X.691 (2002-07): "Information technology - ASN.1 encoding rules - Specification of Packed Encoding Rules (PER) ".
- [16] ITU-T Recommendation X.680 (2002-07): "Information technology – Abstract Syntax Notation One (ASN.1): Specification of basic notation".
- [17] ITU-T Recommendation X.681 (2002-07): "Information technology – Abstract Syntax Notation One (ASN.1): Information object specification".
- [18] 3GPP TS 29.281: "General Packet Radio Service (GPRS); Tunnelling Protocol User Plane (GTPv1-U)".
- [19] 3GPP TS 38.424: "NG-RAN; Xn data transport".

- [20] 3GPP TS 38.414: "NG-RAN; NG data transport".
- [21] 3GPP TS 38.412: "NG-RAN; NG Signalling Transport".
- [22] 3GPP TS 23.003: "Numbering, Addressing and Identification".
- [23] 3GPP TS 32.422: "Trace control and configuration management".
- [24] 3GPP TS 38.104: "NR; Base Station (BS) radio transmission and reception".
- [25] 3GPP TS 36.104: "Base Station (BS) radio transmission and reception".
- [26] 3GPP TS 36.211: "Evolved Universal Terrestrial Radio Access (E-UTRA); Physical Channels and Modulation".
- [27] 3GPP TS 36.101: "User Equipment (UE) radio transmission and reception".
- [28] 3GPP TS 33.501: "Security architecture and procedures for 5G System".
- [29] 3GPP TS 33.401: "3GPP System Architecture Evolution (SAE); Security architecture".
- [30] 3GPP TS 24.501: "Non-Access-Stratum (NAS) protocol for 5G System (5GS); Stage 3".
- [31] 3GPP TS 36.413: "Evolved Universal Terrestrial Radio Access Network (E-UTRAN); S1 Application Protocol (S1AP)".
- [32] 3GPP TS 25.413: "UTRAN Iu interface RANAP signalling".
- [33] 3GPP TS 38.304: "NR; User Equipment (UE) procedures in Idle mode and RRC Inactive state".
- [34] 3GPP TS 36.304: "Evolved Universal Terrestrial Radio Access (E-UTRA); User Equipment (UE) procedures in idle mode".
- [35] 3GPP TS 38.321: "NR; Medium Access Control (MAC) protocol specification".
- [36] 3GPP TS 36.321: "Evolved Universal Terrestrial Radio Access (E-UTRA); Medium Access Control (MAC) protocol specification".
- [37] IETF RFC 5905: "Network Time Protocol Version 4: Protocol and Algorithms Specification".

---

## 3 Definitions, symbols and abbreviations

### 3.1 Definitions

For the purposes of the present document, the terms and definitions given in 3GPP TR 21.905 [1] and the following apply. A term defined in the present document takes precedence over the definition of the same term, if any, in 3GPP TR 21.905 [1].

**Elementary Procedure:** XnAP protocol consists of Elementary Procedures (EPs). An XnAP Elementary Procedure is a unit of interaction between two NG-RAN nodes. An EP consists of an initiating message and possibly a response message. Two kinds of EPs are used:

- **Class 1:** Elementary Procedures with response (success or failure),
- **Class 2:** Elementary Procedures without response.

**NG-RAN node:** as defined in TS 38.300 [9].

**PDU Session Resource:** As defined in TS 38.401 [2].

## 3.2 Abbreviations

For the purposes of the present document, the abbreviations given in 3GPP TR 21.905 [1] and the following apply. An abbreviation defined in the present document takes precedence over the definition of the same abbreviation, if any, in 3GPP TR 21.905 [1].

5QI	5G QoS Identifier
AMF	Access and Mobility Management Function
CGI	Cell Global Identifier
CP	Control Plane
DL	Downlink
EN-DC	E-UTRA-NR Dual Connectivity
E-RAB	E-UTRAN Radio Access Bearer
GUAMI	Globally Unique AMF Identifier
IMEISV	International Mobile station Equipment Identity and Software Version number
MCG	Master Cell Group
M-NG-RAN node	Master NG-RAN node
NGAP	NG Application Protocol
NSSAI	Network Slice Selection Assistance Information
RANAC	RAN Area Code
SCG	Secondary Cell Group
SCTP	Stream Control Transmission Protocol
S-NG-RAN node	Secondary NG-RAN node
S-NSSAI	Single Network Slice Selection Assistance Information
SUL	Supplementary Uplink
TAC	Tracking Area Code
TAI	Tracking Area Identity
UL	Uplink
UPF	User Plane Function

---

## 4 General

### 4.1 Procedure specification principles

The principle for specifying the procedure logic is to specify the functional behaviour of the terminating NG-RAN node exactly and completely. Any rule that specifies the behaviour of the originating NG-RAN node shall be possible to be verified with information that is visible within the system.

The following specification principles have been applied for the procedure text in clause 8:

- The procedure text discriminates between:

- 1) Functionality which “shall” be executed

The procedure text indicates that the receiving node “shall” perform a certain function Y under a certain condition. If the receiving node supports procedure X but cannot perform functionality Y requested in the initiating message of a Class 1 EP, the receiving node shall respond with the message used to report unsuccessful outcome for this procedure, containing an appropriate cause value.

- 2) Functionality which “shall, if supported” be executed

The procedure text indicates that the receiving node “shall, if supported,” perform a certain function Y under a certain condition. If the receiving node supports procedure X, but does not support functionality Y, the receiving node shall proceed with the execution of the EP, possibly informing the requesting node about the not supported functionality.

- Any required inclusion of an optional IE in a response message is explicitly indicated in the procedure text. If the procedure text does not explicitly indicate that an optional IE shall be included in a response message, the optional IE shall not be included. For requirements on including *Criticality Diagnostics* IE, see section 10.

## 4.2 Forwards and backwards compatibility

The forwards and backwards compatibility of the protocol is assured by a mechanism where all current and future messages, and IEs or groups of related IEs, include ID and criticality fields that are coded in a standard format that will not be changed in the future. These parts can always be decoded regardless of the standard version.

## 4.3 Specification notations

For the purposes of the present document, the following notations apply:

Procedure	When referring to an elementary procedure in the specification the Procedure Name is written with the first letters in each word in upper case characters followed by the word “procedure”, e.g. Handover Preparation procedure.
Message	When referring to a message in the specification the MESSAGE NAME is written with all letters in upper case characters followed by the word “message”, e.g. HANDOVER REQUEST message.
IE	When referring to an information element (IE) in the specification the <i>Information Element Name</i> is written with the first letters in each word in upper case characters and all letters in <i>Italic font</i> followed by the abbreviation “IE”, e.g. <i>PDU Session ID</i> IE.
Value of an IE	When referring to the value of an information element (IE) in the specification the “Value” is written as it is specified in sub clause 9.2 enclosed by quotation marks, e.g. “Value”.

---

# 5 XnAP services

The present clause describes the services an NG-RAN node offers to its neighbours.

## 5.1 XnAP procedure modules

The Xn interface XnAP procedures are divided into two modules as follows:

1. XnAP Basic Mobility Procedures;
2. XnAP Global Procedures;

The XnAP Basic Mobility Procedures module contains procedures used to handle the UE mobility within E-UTRAN.

The Global Procedures module contains procedures that are not related to a specific UE. The procedures in this module are in contrast to the above module involving two peer NG-RAN nodes.

## 5.2 Parallel transactions

Unless explicitly indicated in the procedure specification, at any instance in time one protocol peer shall have a maximum of one ongoing XnAP procedure related to a certain UE.

---

# 6 Services expected from signalling transport

The signalling connection shall provide in sequence delivery of XnAP messages. XnAP shall be notified if the signalling connection breaks.

Xn signalling transport is specified in TS 38.422 [4].

## 7 Functions of XnAP

The functions of XnAP are specified in TS 38.420 [3].

## 8 XnAP procedures

### 8.1 Elementary procedures

In the following tables, all EPs are divided into Class 1 and Class 2 EPs.

**Table 8.1-1: Class 1 Elementary Procedures**

Elementary Procedure	Initiating Message	Successful Outcome	Unsuccessful Outcome
		Response message	Response message
Handover Preparation	HANDOVER REQUEST	HANDOVER REQUEST ACKNOWLEDGE	HANDOVER PREPARATION FAILURE
Retrieve UE Context	RETRIEVE UE CONTEXT REQUEST	RETRIEVE UE CONTEXT RESPONSE	RETRIEVE UE CONTEXT FAILURE
S-NG-RAN node Addition Preparation	S-NODE ADDITION REQUEST	S-NODE ADDITION REQUEST ACKNOWLEDGE	S-NODE ADDITION REQUEST REJECT
M-NG-RAN node initiated S-NG-RAN node Modification Preparation	S-NODE MODIFICATION REQUEST	S-NODE MODIFICATION REQUEST ACKNOWLEDGE	S-NODE MODIFICATION REQUEST REJECT
S-NG-RAN node initiated S-NG-RAN node Modification	S-NODE MODIFICATION REQUIRED	S-NODE MODIFICATION CONFIRM	S-NODE MODIFICATION REFUSE
S-NG-RAN node initiated S-NG-RAN node CHANGE	S-NODE CHANGE REQUIRED	S-NODE CHANGE CONFIRM	S-NODE CHANGE REFUSE
M-NG-RAN node initiated S-NG-RAN node Release	S-NODE RELEASE REQUEST	S-NODE RELEASE REQUEST ACKNOWLEDGE	S-NODE RELEASE REJECT
S-NG-RAN node initiated S-NG-RAN node Release	S-NODE RELEASE REQUIRED	S-NODE RELEASE CONFIRM	
Xn Setup	XN SETUP REQUEST	XN SETUP RESPONSE	XN SETUP FAILURE
NG-RAN node Configuration Update	NG-RAN NODE CONFIGURATION UPDATE	NG-RAN NODE CONFIGURATION UPDATE ACKNOWLEDGE	NG-RAN NODE CONFIGURATION UPDATE FAILURE
Cell Activation	CELL ACTIVATION REQUEST	CELL ACTIVATION RESPONSE	CELL ACTIVATION FAILURE
Reset	RESET REQUEST	RESET RESPONSE	
Xn Removal	Xn REMOVAL REQUEST	Xn REMOVAL RESPONSE	Xn REMOVAL FAILURE
E-UTRA - NR Cell Resource Coordination	E-UTRA - NR CELL RESOURCE COORDINATION REQUEST	E-UTRA - NR CELL RESOURCE COORDINATION RESPONSE	



**Table 8.1-2: Class 2 Elementary Procedures**

<b>Elementary Procedure</b>	<b>Initiating Message</b>
Handover Cancel	HANDOVER CANCEL
SN Status Transfer	SN STATUS TRANSFER
RAN Paging	RAN PAGING
Xn-U Address Indication	XN-U ADDRESS INDICATION
S-NG-RAN node Reconfiguration Completion	S-NODE RECONFIGURATION COMPLETE
S-NG-RAN node Counter Check	S-NODE COUNTER CHECK REQUEST
UE Context Release	UE CONTEXT RELEASE
RRC Transfer	RRC TRANSFER
Error Indication	ERROR INDICATION
Notification Control Indication	NOTIFICATION CONTROL INDICATION
Activity Notification	ACTIVITY NOTIFICATION
Secondary RAT Data Usage Report	SECONDARY RAT DATA USAGE REPORT

## 8.2 Basic mobility procedures

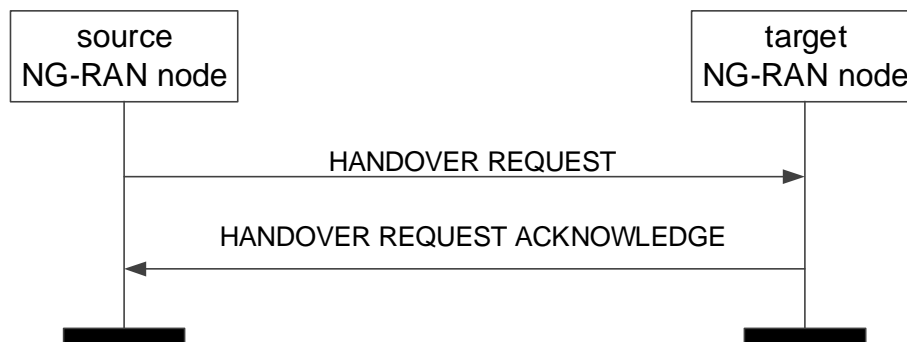
### 8.2.1 Handover Preparation

#### 8.2.1.1 General

This procedure is used to establish necessary resources in an NG-RAN node for an incoming handover.

The procedure uses UE-associated signalling.

#### 8.2.1.2 Successful Operation



**Figure 8.2.1.2-1: Handover Preparation, successful operation**

The source NG-RAN node initiates the procedure by sending the HANDOVER REQUEST message to the target NG-RAN node. When the source NG-RAN node sends the HANDOVER REQUEST message, it shall start the timer  $TX_{nRELOCprep}$ .

If the *Signalling TNL association address at source NG-C side* IE is included in the HANDOVER REQUEST message the target NG-RAN node shall behave as specified in TS 23.502 [13].

For each *E-RAB ID* IE included in the *QoS Flow To Be Setup List* IE in the HANDOVER REQUEST message, the target NG-RAN node shall, if supported, store the content of the IE in the UE context and use it for subsequent inter-system handover.

If the *Masked IMEISV* IE is contained in the HANDOVER REQUEST message the target NG-RAN node shall, if supported, use it to determine the characteristics of the UE for subsequent handling.

At reception of the HANDOVER REQUEST message the target NG-RAN node shall prepare the configuration of the AS security relation between the UE and the target NG-RAN node by using the information in the *UE Security Capabilities* IE and the *AS Security Information* IE in the *UE Context Information* IE, as specified in TS 33.501 [28].

Upon reception of the *PDU Session Resource Setup List* IE, contained in the HANDOVER REQUEST message, the target NG-RAN node shall behave the same as specified in TS 38.413 [5] for the PDU Session Resource Setup procedure. The target NG-RAN node shall report in the HANDOVER REQUEST ACKNOWLEDGE message the successful establishment of the result for all the requested PDU session resources. When the target NG-RAN node reports the unsuccessful establishment of a PDU session resource, the cause value should be precise enough to enable the source NG-RAN node to know the reason for the unsuccessful establishment.

For each PDU session if the *PDU Session Aggregate Maximum Bit Rate* IE is included in the *PDU Session Resources To Be Setup List* IE contained in the HANDOVER REQUEST message, the target NG-RAN node shall store the received PDU Session Aggregate Maximum Bit Rate in the UE context and use it when enforcing traffic policing for Non-GBR QoS flows for the concerned UE as specified in TS 23.501 [7].

For each QoS flow for which the source NG-RAN node proposes to perform forwarding of downlink data, the source NG-RAN node shall include the *DL Forwarding* IE set to "DL forwarding proposed" within the *QoS Flows To Be Setup List* IE in the *PDU Session Resource To Be Setup List* IE in the HANDOVER REQUEST message. For each PDU session that the target NG-RAN node decides to admit the data forwarding for at least one QoS flow, the target NG-RAN node includes the *PDU Session level DL data forwarding GTP-U Tunnel Endpoint* IE within the *Data*

*Forwarding Info from target NG-RAN node* IE in the *PDU Session Admitted Response Transfer* IE contained in the *PDU Sessions Admitted List* IE in the HANOVER REQUEST ACKNOWLEDGE message.

For each PDU session resource successfully setup at the target NG-RAN, the target NG-RAN node may allocate resources for additional Xn-U PDU session resource GTP-U tunnels, indicated in the *Secondary Data Forwarding Info from target NG-RAN node List* IE.

For each DRB for which the source NG-RAN node proposes to perform forwarding of downlink data, the source NG-RAN node shall include the *DRB ID* IE and the mapped *QoS Flows List* IE within the *Source DRB to QoS Flow Mapping List* IE contained in the *PDU Session Resources To Be Setup List* IE in the HANOVER REQUEST message. The source NG-RAN node may include the *QoS Flow Mapping Indication* IE in the *Source DRB to QoS Flow Mapping List* IE to indicate that only the uplink or downlink QoS flow is mapped to the DRB. If the target NG-RAN node decides to use the same DRB configuration and to map the same QoS flows as the source NG-RAN node, the target NG-RAN node includes the *DL Forwarding GTP Tunnel Endpoint* IE within the *Data Forwarding Response DRB List* IE in the HANOVER REQUEST ACKNOWLEDGE message to indicate that it accepts the proposed forwarding of downlink data for this DRB.

If the HANOVER REQUEST ACKNOWLEDGE message contains the *UL Forwarding GTP Tunnel Endpoint* IE for a given DRB in the *Data Forwarding Response DRB List* IE within *Data Forwarding Info from target NG-RAN node* IE in the *PDU Session Resources Admitted List* IE and the source NG-RAN node accepts the data forwarding proposed by the target NG-RAN node, the source NG-RAN node shall perform forwarding of uplink data for the DRB.

If the HANOVER REQUEST includes PDU session resources for PDU sessions associated to S-NSSAIs not supported by target NG-RAN, the target NG-RAN shall reject such PDU session resources. In this case, and if at least one *PDU Session Resource To Be Setup Item* IE is admitted, the target NG-RAN shall send the HANOVER REQUEST ACKNOWLEDGE message including the *PDU Session Resources Not Admitted List* IE listing corresponding PDU sessions rejected at the target NG-RAN.

If the *Mobility Restriction List* IE is

- contained in the HANOVER REQUEST message, the target NG-RAN node shall
  - store the information received in the *Mobility Restriction List* IE in the UE context;
  - use this information to determine a target for the UE during subsequent mobility action for which the NG-RAN node provides information about the target of the mobility action towards the UE, except when one of the PDU sessions has a particular ARP value (TS 23.501 [7]) in which case the information shall not apply;
  - use this information to select a proper SCG during dual connectivity operation.
  - use this information to select proper RNA(s) for the UE when moving the UE to RRC\_INACTIVE.
- not contained in the HANOVER REQUEST message, the target NG-RAN node shall
  - consider that no roaming and no access restriction apply to the UE.

If the *Trace Activation* IE is included in the HANOVER REQUEST message the target NG-RAN node shall, if supported, initiate the requested trace function as specified in TS 32.422 [23].

If the *Index to RAT/Frequency Selection Priority* IE is contained in the HANOVER REQUEST message, the target NG-RAN node shall store this information and use it as defined in TS 23.501 [7].

If the *UE Context Reference at the S-NG-RAN* IE is contained in the HANOVER REQUEST message the target NG-RAN node may use it as specified in TS 37.340 [8]. In this case, the source NG-RAN node may expect the target NG-RAN node to include the *UE Context Kept Indicator* IE set to "True" in the HANOVER REQUEST ACKNOWLEDGE message, which shall use this information as specified in TS 37.340 [8].

For each PDU session, if the *Network Instance* IE is included in the *PDU Session Resource To Be Setup List* IE, the target NG-RAN node shall, if supported, use it when selecting transport network resource as specified in TS 23.501 [7].

For each PDU session for which the *Security Indication* IE is included in the *PDU Session Resource To Be Setup List* IE and the *Integrity Protection Indication* IE or *Confidentiality Protection Indication* IE is set to "required", the target NG-RAN node shall perform user plane integrity protection or ciphering, respectively. If the NG-RAN node is not able to perform the user plane integrity protection or ciphering, it shall reject the setup of the PDU Session Resources with an appropriate cause value.

If the NG-RAN node is an ng-eNB, it shall reject all PDU sessions for which the *Integrity Protection Indication IE* is set to "required".

For each PDU session for which the *Security Indication IE* is included in the *PDU Session Resource To Be Setup List IE* and the *Integrity Protection Indication IE* or the *Confidentiality Protection Indication IE* is set to "preferred", the target NG-RAN node should, if supported, perform user plane integrity protection or ciphering, respectively and shall notify the SMF whether it succeeded the user plane integrity protection or ciphering or not for the concerned security policy.

For each PDU session for which the *Maximum Integrity Protected Data Rate IE* is included in the *Security Indication IE* in the *PDU Session Resources To Be Setup List IE*, the NG-RAN node shall store the respective information and, if integrity protection is to be performed for the PDU session, it shall enforce the traffic corresponding to the received *Maximum Integrity Protected Data Rate IE*, for the concerned PDU session and concerned UE, as specified in TS 23.501 [7].

For each PDU session for which the *Security Indication IE* is included in the *PDU Session Resource To Be Setup List IE* and the *Integrity Protection Indication IE* or *Confidentiality Protection Indication IE* is set to "not needed", the target NG-RAN node shall not perform user plane integrity protection or ciphering, respectively, for the concerned PDU session.

For each PDU session, if the *Additional UL NG-U UP TNL Information List IE* is included in the *PDU Session Resource Setup Request Transfer IE* contained in the PDU SESSION RESOURCE SETUP REQUEST message, the target NG-RAN node may forward the UP transport layer information to the target S-NG-RAN node as the uplink termination point for the user plane data for this PDU session split in different tunnel.

If the *Location Reporting Information IE* is included in the HANDOVER REQUEST message, then the target NG-RAN node should initiate the requested location reporting functionality as defined in TS 38.413 [5].

Upon reception of *UE History Information IE* in the HANDOVER REQUEST message, the target NG-RAN node shall collect the information defined as mandatory in the *UE History Information IE* and shall, if supported, collect the information defined as optional in the *UE History Information IE*, for as long as the UE stays in one of its cells, and store the collected information to be used for future handover preparations.

### 8.2.1.3 Unsuccessful Operation

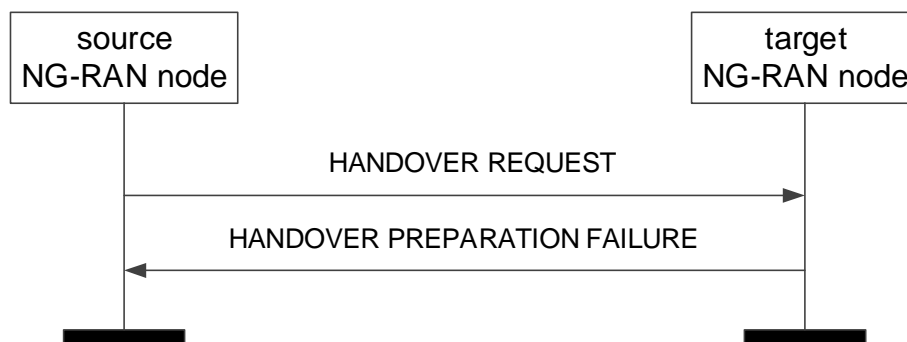


Figure 8.2.1.3-1: Handover Preparation, unsuccessful operation

If the target NG-RAN node does not admit at least one PDU session resource, or a failure occurs during the Handover Preparation, the target NG-RAN node shall send the HANOVER PREPARATION FAILURE message to the source NG-RAN node. The message shall contain the *Cause IE* with an appropriate value.

#### Interactions with Handover Cancel procedure:

If there is no response from the target NG-RAN node to the HANDOVER REQUEST message before timer  $TX_{nRELOC_{prep}}$  expires in the source NG-RAN node, the source NG-RAN node should cancel the Handover Preparation procedure towards the target NG-RAN node by initiating the Handover Cancel procedure with the appropriate value for the *Cause IE*. The source NG-RAN node shall ignore any HANOVER REQUEST ACKNOWLEDGE or HANOVER PREPARATION FAILURE message received after the initiation of the Handover Cancel procedure and remove any reference and release any resources related to the concerned Xn UE-associated signalling.

### 8.2.1.4 Abnormal Conditions

If the supported algorithms for encryption defined in the *UE Security Capabilities IE* in the *UE Context Information IE*, plus the mandated support of the EEA0 and NEA0 algorithms in all UEs (TS 33.501 [28]), do not match any allowed algorithms defined in the configured list of allowed encryption algorithms in the NG-RAN node (TS 33.501 [28]), the NG-RAN node shall reject the procedure using the *HANDOVER PREPARATION FAILURE* message.

If the supported algorithms for integrity defined in the *UE Security Capabilities IE* in the *UE Context Information IE*, plus the mandated support of the EIA0 and NIA0 algorithms in all UEs (TS 33.501 [28]), do not match any allowed algorithms defined in the configured list of allowed integrity protection algorithms in the NG-RAN node (TS 33.501 [28]), the NG-RAN node shall reject the procedure using the *HANDOVER PREPARATION FAILURE* message.

## 8.2.2 SN Status Transfer

### 8.2.2.1 General

The purpose of the SN Status Transfer procedure is to transfer the uplink PDCP SN and HFN receiver status and the downlink PDCP SN and HFN transmitter status either, from the source to the target NG-RAN node during an Xn handover, or between the NG-RAN nodes involved in dual connectivity, for each respective DRB of the source DRB configuration for which PDCP SN and HFN status preservation applies.

If the SN Status Transfer procedure is applied in the course of dual connectivity in the subsequent specification text

- the behaviour of the NG-RAN node from which the DRB context is transferred, i.e. the NG-RAN node involved in dual connectivity from data forwarding, is specified by the behaviour of the "source NG-RAN node",
- the behaviour of the NG-RAN node to which the DRB context is transferred, i.e., the NG-RAN node involved in dual connectivity to which data is forwarded, is specified by the behaviour of the "target NG-RAN node".

The procedure uses UE-associated signalling.

### 8.2.2.2 Successful Operation



**Figure 8.2.2.2-1: SN Status Transfer, successful operation**

The source NG-RAN node initiates the procedure by stop assigning PDCP SNs to downlink SDUs and stop delivering UL SDUs towards the 5GC and sending the *SN STATUS TRANSFER* message to the target NG-RAN node at the time point when it considers the transmitter/receiver status to be frozen. The target NG-RAN node using full configuration for this handover as per TS 38.300 [9] shall ignore the information received in this message.

For each DRB for which PDCP-SN and HFN status preservation applies, the source NG-RAN node shall include the *DRB ID IE*, the *UL COUNT Value IE* and the *DL COUNT Value IE* within the *DRBs Subject to Status Transfer List IE* in the *SN STATUS TRANSFER* message.

The source NG-RAN node may also include in the *SN STATUS TRANSFER* message the missing and the received uplink SDUs in the *Receive Status of UL PDCP SDUs IE* for each DRB for which the source NG-RAN node has accepted the request from the target NG-RAN node for uplink forwarding.

For each DRB in the *DRBs Subject to Status Transfer List IE*, the target NG-RAN node shall not deliver any uplink packet which has a PDCP-SN lower than the value contained within the *UL Count Value IE*.

For each DRB in the *DRBs Subject to Status Transfer List* IE, the target NG-RAN node shall use the value of the PDCP SN contained within the *DL COUNT Value* IE for the first downlink packet for which there is no PDCP-SN yet assigned.

If the *Receive Status of UL PDCP SDUs* IE is included for at least one DRB in the SN STATUS TRANSFER message, the target NG-RAN node may use it in a Status Report message sent to the UE over the radio interface.

### 8.2.2.3 Unsuccessful Operation

Not applicable.

### 8.2.2.4 Abnormal Conditions

If the target NG-RAN node receives this message for a UE for which no prepared handover exists at the target NG-RAN node, the target NG-RAN node shall ignore the message.

## 8.2.3 Handover Cancel

### 8.2.3.1 General

The Handover Cancel procedure is used to enable a source NG-RAN node to cancel an ongoing handover preparation or an already prepared handover.

The procedure uses UE-associated signalling.

### 8.2.3.2 Successful Operation



**Figure 8.2.3.2-1: Handover Cancel, successful operation**

The source NG-RAN node initiates the procedure by sending the HANOVER CANCEL message to the target NG-RAN node. The source NG-RAN node shall indicate the reason for cancelling the handover by means of an appropriate cause value.

### 8.2.3.3 Unsuccessful Operation

Not applicable.

### 8.2.3.4 Abnormal Conditions

If the HANOVER CANCEL message refers to a context that does not exist, the target NG-RAN node shall ignore the message.

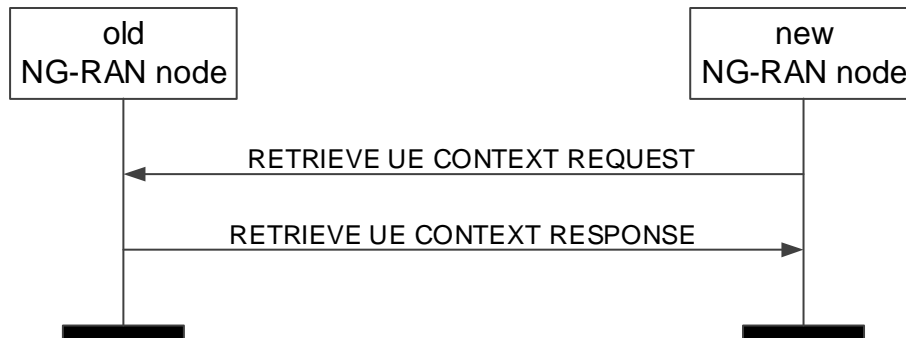
## 8.2.4 Retrieve UE Context

### 8.2.4.1 General

The purpose of the Retrieve UE Context procedure is to either retrieve the UE context from the old NG-RAN node and transfer it to the NG-RAN node where the UE RRC Connection has been requested to be established, or to enable the old NG-RAN node to forward an RRC message to the UE via the new NG-RAN node without context transfer.

The procedure uses UE-associated signalling.

### 8.2.4.2 Successful Operation



**Figure 8.2.4.2-1: Retrieve UE Context, successful operation**

The new NG-RAN node initiates the procedure by sending the RETRIEVE UE CONTEXT REQUEST message to the old NG-RAN node.

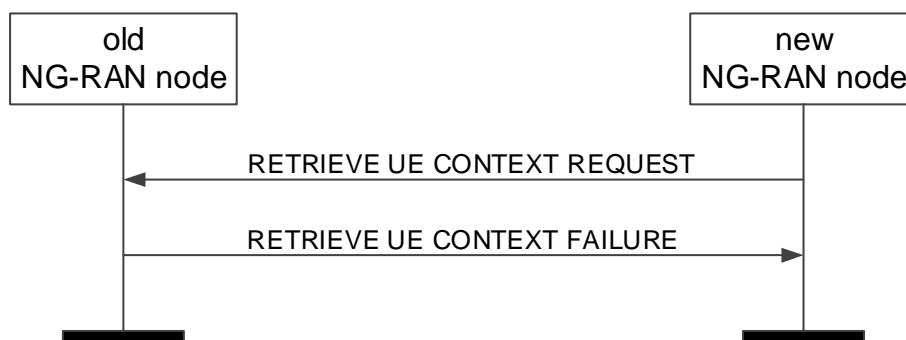
If the old NG-RAN node is able to identify the UE context by means of the UE Context ID, and to successfully verify the UE by means of the integrity protection contained in the RETRIEVE UE CONTEXT REQUEST message, and decides to provide the UE context to the new NG-RAN node, it shall respond to the new NG-RAN node with the RETRIEVE UE CONTEXT RESPONSE message.

If the old NG-RAN node decides to keep the UE context in case of periodic RNAU, it shall store the *Allocated C-RNTI* IE and the *Access PCI* IE in the *UE Context ID* IE, as described in TS 38.300 [9].

If the *Index to RAT/Frequency Selection Priority* IE is contained in the RETRIEVE UE CONTEXT RESPONSE message, the new NG-RAN node shall store this information and use it as defined in TS 23.501 [7].

If the *Location Reporting Information* IE is included in the RETRIEVE UE CONTEXT RESPONSE message, then the new NG-RAN node should initiate the requested location reporting functionality as defined in TS 38.413 [5].

### 8.2.4.3 Unsuccessful Operation



**Figure 8.2.4.3-1: Retrieve UE Context, unsuccessful operation**

If the old NG-RAN node is not able to identify the UE context by means of the UE Context ID, or if the integrity protection contained in the RETRIEVE UE CONTEXT REQUEST message is not valid, or, if it decides not to provide

the UE context to the new NG-RAN node, it shall respond to the new NG-RAN node with the RETRIEVE UE CONTEXT FAILURE message.

If the *Old NG-RAN node to New NG-RAN node Resume Container IE* is included in the RETRIEVE UE CONTEXT FAILURE message, the new NG-RAN node should transparently forward the content of this IE to the UE as described in TS 38.300 [9].

#### 8.2.4.4 Abnormal Conditions

Void.

### 8.2.5 RAN Paging

#### 8.2.5.1 General

The purpose of the RAN Paging procedure is to enable the NG-RAN node<sub>1</sub> to request paging of a UE in the NG-RAN node<sub>2</sub>.

The procedure uses non UE-associated signalling.

#### 8.2.5.2 Successful operation



**Figure 8.2.5.2-1: RAN Paging: successful operation**

The RAN Paging procedure is triggered by the NG-RAN node<sub>1</sub> by sending the RAN PAGING message to the NG-RAN node<sub>2</sub>, in which the necessary information e.g. UE RAN Paging Identity should be provided.

If the *Paging Priority IE* is included in the RAN PAGING message, the NG-RAN node<sub>2</sub> may use it to prioritize paging.

If the *Assistance Data for RAN Paging IE* is included in the RAN PAGING message, the NG-RAN node<sub>2</sub> may use it according to TS 38.300 [9].

#### 8.2.5.3 Unsuccessful Operation

Not applicable.

#### 8.2.5.4 Abnormal Condition

Void.

### 8.2.6 XN-U Address Indication

#### 8.2.6.1 General

For the retrieval of a UE context, the Xn-U Address Indication procedure is used to provide forwarding addresses from the new NG-RAN node to the old NG-RAN node for all PDU session resources successfully established at the new NG-RAN node for which forwarding was requested.



For MR-DC with 5GC, the Xn-UAddress Indication procedure is used to provide forwarding addresses and Xn-U bearer address information for completion of setup of SN terminated bearers from the M-NG-RAN node to the S-NG-RAN node as specified in TS 37.340 [8],

The procedure uses UE-associated signalling.

### 8.2.6.2 Successful Operation

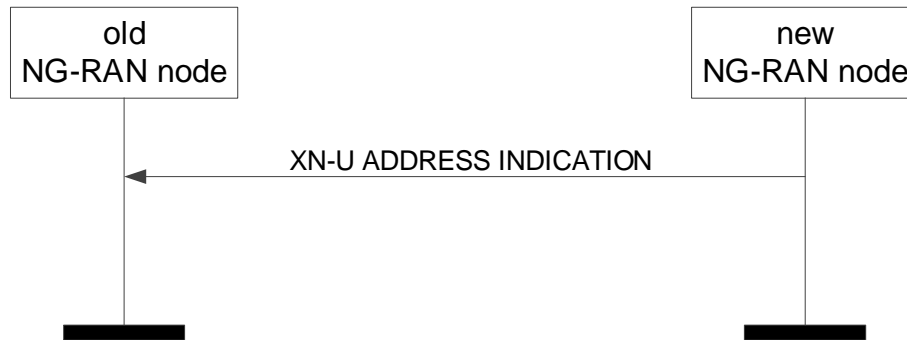


Figure 8.2.6.2-1: Xn-U Address Indication, successful operation for UE context retrieval



Figure 8.2.6.2-2: Xn-U Address Indication, successful operation for MR-DC with 5GC

#### UE Context Retrieval

The Xn-U Address Indication procedure is initiated by the new NG-RAN node. Sending the XN-U ADDRESS INDICATION message, the new NG-RAN node informs the old NG-RAN node of successfully established PDU Session Resource contexts to which DL user data pending at the old NG-RAN node can be forwarded.

The new NG-RAN node may include *Secondary Data Forwarding Info from target NG-RAN node List* IE for an additional Xn-U tunnel for data forwarding.

Upon reception of the XN-U ADDRESS INDICATION message, the old NG-RAN node should forward pending DL user data to the indicated TNL addresses.

#### MR-DC with 5GC

The Xn-U Address Indication procedure is initiated by the M-NG-RAN node.

Upon reception of the XN-U ADDRESS INDICATION message, in case of data forwarding, the S-NG-RAN node should forward pending DL user data to the indicated TNL addresses; in case of completion of Xn-U bearer establishment for SN terminated bearers, the S-NG-RAN node may start delivery of DL user data to the indicated TNL address.

### 8.2.6.3 Unsuccessful Operation

Not applicable.

## 8.2.6.4 Abnormal Conditions

Void.

## 8.2.7 UE Context Release

### 8.2.7.1 General

For handover, the UE Context Release procedure is initiated by the target NG-RAN node to indicate to the source NG-RAN node that radio and control plane resources for the associated UE context are allowed to be released.

For dual connectivity, the UE Context Release procedure is initiated by the M-NG-RAN node to initiate the release the UE context at the S-NG-RAN node. For dual connectivity specific mobility scenarios specified in TS 37.340 [8], where SCG radio resources in the S-NG-RAN node are kept, only resources related to the UE-associated signalling connection between the M-NG-RAN node and the S-NG-RAN node are released.

For UE context retrieval, the UE Context Release procedure is initiated by the new NG-RAN node to indicate to the old NG-RAN node that radio and control plane resources for the associated UE context are allowed to be released.

The procedure uses UE-associated signalling.

### 8.2.7.2 Successful Operation



Figure 8.2.7.2-1: UE Context Release, successful operation for handover



Figure 8.2.7.2-2: UE Context Release, successful operation for dual connectivity



**Figure 8.2.7.2-3: UE Context Release, successful operation for UE context retrieval**

### Handover

The UE Context Release procedure is initiated by the target NG-RAN node. By sending the UE CONTEXT RELEASE message the target NG-RAN node informs the source NG-RAN node of Handover success and triggers the release of resources.

Upon reception of the UE CONTEXT RELEASE message, the source NG-RAN node may release radio and control plane related resources associated to the UE context. If data forwarding has been performed, the source NG-RAN node should continue forwarding of user plane data as long as packets are received at the source NG-RAN node.

### Dual Connectivity

The UE Context Release procedure is initiated by the M-NG-RAN node. By sending the UE CONTEXT RELEASE message the M-NG-RAN node informs the S-NG-RAN node that the UE Context can be removed.

Upon reception of the UE CONTEXT RELEASE message, the S-NG-RAN node may release radio and control plane related resources associated to the UE context. If data forwarding has been performed, the S-NG-RAN node should continue forwarding of user plane data as long as packets are received at the S-NG-RAN node.

### UE Context Retrieval

The UE Context Release procedure is initiated by the new NG-RAN node. By sending the UE CONTEXT RELEASE message the new NG-RAN node informs the old NG-RAN node of RRC connection reestablishment success or RRC connection resumption success and triggers the release of resources.

### Interaction with the M-NG-RAN node initiated S-NG-RAN node Release procedure:

The S-NG-RAN node may receive the S-NODE RELEASE REQUEST message including the *UE Context Kept Indicator* IE set to "True", upon which the S-NG-RAN node shall, if supported, only release the resources related to the UE-associated signalling connection between the M-NG-RAN node and the S-NG-RAN node, as specified in TS 37.340 [8].

### 8.2.7.3 Unsuccessful Operation

Not applicable.

### 8.2.7.4 Abnormal Conditions

If the UE Context Release procedure is not initiated towards the source NG-RAN node from any prepared NG-RAN node before the expiry of the timer  $TX_{nRELOCoverall}$ , the source NG-RAN node shall request the AMF to release the UE context.

If the UE returns to source NG-RAN node before the reception of the UE CONTEXT RELEASE message or the expiry of the timer  $TX_{nRELOCoverall}$ , the source NG-RAN node shall stop the  $TX_{nRELOCoverall}$  and continue to serve the UE.

## 8.3 Procedures for Dual Connectivity

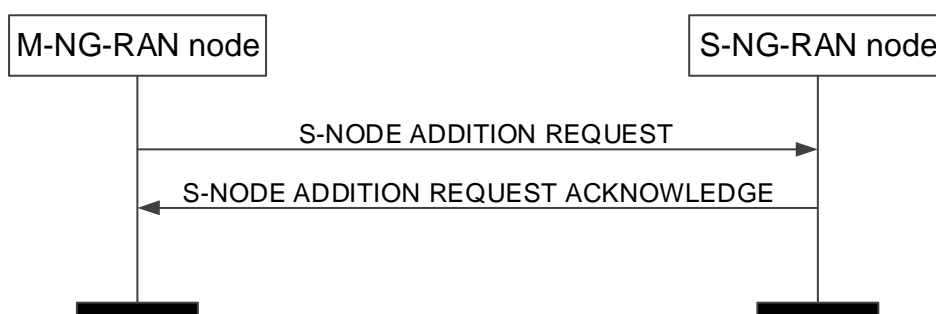
### 8.3.1 S-NG-RAN node Addition Preparation

#### 8.3.1.1 General

The purpose of the S-NG-RAN node Addition Preparation procedure is to request the S-NG-RAN node to allocate resources for dual connectivity operation for a specific UE.

The procedure uses UE-associated signalling.

#### 8.3.1.2 Successful Operation



**Figure 8.3.1.2-1: S-NG-RAN node Addition Preparation, successful operation**

The M-NG-RAN node initiates the procedure by sending the S-NODE ADDITION REQUEST message to the S-NG-RAN node.

When the M-NG-RAN node sends the S-NODE ADDITION REQUEST message, it shall start the timer  $TX_{nDCprep}$ .

The allocation of resources according to the values of the *Allocation and Retention Priority* IE included in the *QoS Flow Level QoS Parameters* IE for each QoS flow shall follow the principles specified for the PDU Session Resource Setup procedure in TS 38.413 [5].

The S-NG-RAN node shall choose the ciphering algorithm based on the information in the *UE Security Capabilities* IE and locally configured priority list of AS encryption algorithms and apply the key indicated in the *S-NG-RAN node Security Key* IE as specified in TS 33.501 [28].

If the *Additional QoS Flow Information* IE is included for a QoS flow in the S-NODE ADDITION REQUEST message, the S-NG-RAN node shall behave the same as the NG-RAN node in the PDU Session Resource Setup procedure, specified in TS 38.413 [5].

For each PDU session, if the *Network Instance* IE is included in the *PDU Session Resource Setup Info – SN terminated* IE contained in the *PDU Session Resources To Be Added List* IE, the S-NG-RAN node shall, if supported, use it when selecting transport network resource as specified in TS 23.501 [7].

If the S-NODE ADDITION REQUEST message contains the *Selected PLMN* IE, the S-NG-RAN node may use it for RRM purposes.

If the S-NODE ADDITION REQUEST message contains the *Expected UE Behaviour* IE, the S-NG-RAN node shall, if supported, store this information and may use it to optimize resource allocation.

If the S-NODE ADDITION REQUEST message contains the *Mobility Restriction List* IE, the S-NG-RAN node, if supported, shall store this information and use it to select an appropriate SCG.

If the S-NODE ADDITION REQUEST message contains the *Index to RAT/Frequency Selection Priority* IE, the S-NG-RAN node may use it for RRM purposes.

If the S-NG-RAN node is a gNB and the S-NODE ADDITION REQUEST message contains the *PCell ID* IE, the S-NG-RAN node shall search for the target NR cell among the NR neighbour cells of the PCell indicated, as specified in the TS 37.340 [8].

If the S-NODE ADDITION REQUEST message contains the *S-NG-RAN node PDU Session Aggregate Maximum Bit Rate* IE, the S-NG-RAN node may use it for RRM purposes.

If the S-NODE ADDITION REQUEST message contains the *MR-DC Resource Coordination Information* IE, the S-NG-RAN node should forward it to lower layers and it may use it for the purpose of resource coordination with the M-NG-RAN node. The S-NG-RAN node shall consider the value of the received *UL Coordination Information* IE valid until reception of a new update of the IE for the same UE. The S-NG-RAN node shall consider the value of the received *DL Coordination Information* IE valid until reception of a new update of the IE for the same UE. If the *E-UTRA Coordination Assistance Information* IE or the *NR Coordination Assistance Information* IE is contained in the *MR-DC Resource Coordination Information* IE, the S-NG-RAN node shall, if supported, use the information to determine further coordination of resource utilisation between the S-NG-RAN node and the M-NG-RAN node.

If the S-NODE ADDITION REQUEST message contains the *QoS Flow Mapping Indication* IE, the S-NG-RAN node may take it into account that only the uplink or downlink QoS flow is mapped to the DRB.

For each bearer for which allocation of the PDCP entity is requested at the S-NG-RAN node:

- the M-NG-RAN node may propose to apply forwarding of downlink data by including the *DL Forwarding* IE within *PDU Session Resource Setup Info – SN terminated* IE of the S-NODE ADDITION REQUEST message. For each bearer that it has decided to admit, the S-NG-RAN node may include the *DL Forwarding GTP Tunnel Endpoint* IE within the *PDU Session Resource Setup Response Info – SN terminated* IE of the S-NODE ADDITION REQUEST ACKNOWLEDGE message to indicate that it accepts the proposed forwarding of downlink data for this bearer.
- the S-NG-RAN node may include for each bearer in the *PDU Session Resource Setup Response Info – SN terminated* IE the *UL Forwarding GTP Tunnel Endpoint* IE to indicate it request data forwarding of uplink packets to be performed for that bearer.
- the M-NG-RAN node shall include *RLC Mode* IE for each bearer offloaded from M-NG-RAN node to S-NG-RAN node in the *DRBs to QoS Flow Mapping List* IE within the *PDU Session Resource Setup Info – SN terminated* IE of the S-NODE ADDITION REQUEST message, and the *RLC Mode* IE indicates the mode that the M-NG-RAN used for the DRB when it was hosted at the M-NG-RAN node.

For each bearer for which the PDCP entity is at the M-NG-RAN node:

- the M-NG-RAN node shall include the *RLC mode* IE for each bearer in the *DRBs To Be Setup List* IE within the *PDU Session Resource Setup Info – MN terminated* IE of the S-NODE ADDITION REQUEST message to indicate the RLC mode has been configured at the M-NG-RAN node, so that the S-NG-RAN node shall configure the same RLC mode for this MN terminated split bearer.

The M-NG-RAN node may also propose to apply forwarding of UL data when offloading QoS flows for which in-order delivery is requested by including the *UL Forwarding* IE in the *Data Forwarding and Offloading Info from source NG-RAN node* IE within the *PDU Session Resource Setup Info – SN terminated* IE of the S-NODE ADDITION REQUEST message. The S-NG-RAN node may include the *PDU Session Level UL Data Forwarding UP TNL Information* IE in the *Data Forwarding Info from target NG-RAN node* IE within the *PDU Session Resource Setup Response Info – SN terminated* IE of the S-NODE ADDITION REQUEST ACKNOWLEDGE message to indicate that it accepts the proposed forwarding.

If the *Masked IMEISV* IE is contained in the S-NODE ADDITION REQUEST message the S-NG-RAN node shall, if supported, use it to determine the characteristics of the UE for subsequent handling.

The S-NG-RAN node shall report to the M-NG-RAN node, in the S-NODE ADDITION REQUEST ACKNOWLEDGE message, the result for all the requested PDU session resources in the following way:

- A list of PDU session resources which are successfully established shall be included in the *PDU Session Resources Admitted To Be Added List* IE.
- A list of PDU session resources which failed to be established shall be included in the *PDU Session Resources Not Admitted List* IE.

Upon reception of the S-NODE ADDITION REQUEST ACKNOWLEDGE message the M-NG-RAN node shall stop the timer  $TX_{nDCprep}$ .

If the S-NODE ADDITION REQUEST ACKNOWLEDGE message contains the *MR-DC Resource Coordination Information* IE, the M-NG-RAN node may use it for the purpose of resource coordination with the S-NG-RAN node.

The M-NG-RAN node shall consider the value of the received *UL Coordination Information* IE valid until reception of a new update of the IE for the same UE. The M-NG-RAN node shall consider the value of the received *DL Coordination Information* IE valid until reception of a new update of the IE for the same UE. If the *E-UTRA Coordination Assistance Information* IE or the *NR Coordination Assistance Information* IE is contained in the *MR-DC Resource Coordination Information* IE, the M-NG-RAN node shall, if supported, use the information to determine further coordination of resource utilisation between the M-NG-RAN node and the S-NG-RAN node.

The S-NG-RAN node may include for each bearer in the *DRBs To Be Setup List* IE in the S-NODE ADDITION REQUEST ACKNOWLEDGE message the *PDCP SN Length* IE to indicate the PDCP SN length for that DRB.

If the *S-NG-RAN node UE XnAP ID* IE is contained in the S-NODE ADDITION REQUEST message, the S-NG-RAN node shall, if supported, store this information and use it as defined in TS 37.340 [8].

If the S-NODE ADDITION REQUEST message contains the *PDCP SN Length* IE, the S-NG-RAN node shall, if supported, store this information and use it for lower layer configuration of the concerned MN terminated bearer.

If the S-NODE ADDITION REQUEST ACKNOWLEDGE message contains the *RRC config indication* IE, the M-NG-RAN node shall consider that the appropriate configuration (full or delta) is applied by the S-NG-RAN node, as specified in TS 37.340 [8].

If the S-NODE ADDITION REQUEST message contains the *S-NG-RAN node Maximum Integrity Protected Data Rate Uplink* IE or the *S-NG-RAN node Maximum Integrity Protected Data Rate Downlink* IE, the S-NG-RAN node shall use the received value(s) when enforcing the maximum integrity protected data rate for the UE.

If the *Security Indication* IE is included in the *PDU Session Resource Setup Info – SN terminated* IE of the S-NODE ADDITION REQUEST message, the behaviour of the S-NG-RAN node shall be the same as specified for the same IE in the *PDU Session Resources To Be Setup List* IE in the Handover Preparation procedure, for the concerned PDU session, and the S-NG-RAN node shall include the *Security Result* IE in the *PDU Session Resource Setup Response Info – SN terminated* IE.

If the *Security Result* IE is included in the *PDU Session Resource Setup Info – SN terminated* IE of the S-NODE ADDITION REQUEST message, the S-NG-RAN node shall perform user plane integrity protection or ciphering, according to the *Security Result* IE, for the split PDU session. If the S-NG-RAN node is an ng-eNB, it shall reject all PDU sessions for which the *Integrity Protection Indication* IE is set to "required" as specified in TS 33.501 [28].

If the *Location Information at S-NODE Reporting* IE is included in the S-NODE ADDITION REQUEST, the S-NG-RAN node shall, if supported, start providing information about the current location of the UE. If the *Location Information at S-NODE* IE is included in the S-NODE ADDITION REQUEST ACKNOWLEDGE, the M-NG-RAN node may transfer the included information towards the AMF.

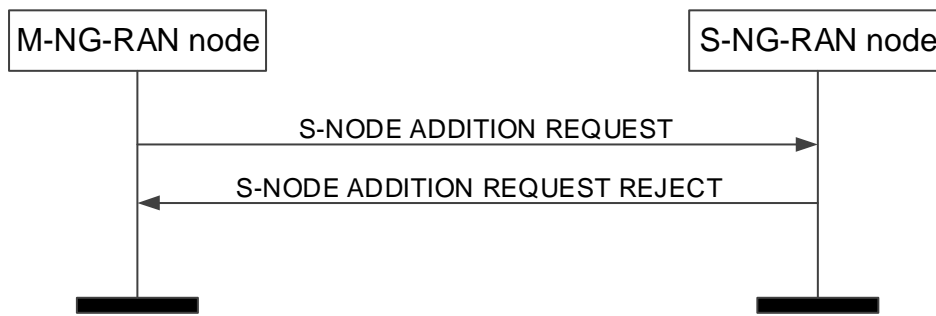
#### **Interactions with the S-NG-RAN node Reconfiguration Completion procedure:**

If the S-NG-RAN node admits at least one PDU session resource, the S-NG-RAN node shall start the timer  $TX_{nDCoverall}$  when sending the S-NODE ADDITION REQUEST ACKNOWLEDGE message to the M-NG-RAN node. The reception of the S-NODE RECONFIGURATION COMPLETE message shall stop the timer  $TX_{nDCoverall}$ .

#### **Interaction with the Activity Notification procedure**

Upon receiving an S-NODE ADDITION REQUEST message containing the *Desired Activity Notification Level* IE, the S-NG-RAN node shall, if supported, use this information to decide whether to trigger subsequent Activation Notification procedures according to the requested notification level.

### 8.3.1.3 Unsuccessful Operation



**Figure 8.3.1.3-1: S-NG-RAN node Addition Preparation, unsuccessful operation**

If the S-NG-RAN node is not able to accept any of the bearers or a failure occurs during the S-NG-RAN node Addition Preparation, the S-NG-RAN node sends the S-NODE ADDITION REQUEST REJECT message with an appropriate cause value to the M-NG-RAN node.

### 8.3.1.4 Abnormal Conditions

If the S-NG-RAN node receives an S-NODE ADDITION REQUEST message containing in a *PDU Session Resource To Be Added Item* IE neither the *PDU Session Resource Setup Info – SN terminated* IE nor the *PDU Session Resource Setup Info – MN terminated* IE, the S-NG-RAN node shall fail the S-NG-RAN node Addition Preparation procedure indicating an appropriate cause.

If the supported algorithms for encryption defined in the *NR Encryption Algorithms* IE in the *NR UE Security Capabilities* IE, plus the mandated support of NEA0 in all UEs (TS 33.501 [28]), do not match any algorithms defined in the configured list of allowed encryption algorithms in the S-NG-RAN node (TS 33.501 [28]), the S-NG-RAN node shall reject the procedure using the S-NODE ADDITION REQUEST REJECT message.

If the supported algorithms for integrity defined in the *NR Integrity Protection Algorithms* IE in the *NR UE Security Capabilities* IE do not match any algorithms defined in the configured list of allowed integrity protection algorithms in the S-NG-RAN node (TS 33.501 [28]), the S-NG-RAN node shall reject the procedure using the S-NODE ADDITION REQUEST REJECT message.

If the S-NG-RAN node receives an S-NODE ADDITION REQUEST message containing a *NG-RAN node UE XnAP ID* IE that does not match any existing UE Context that has such ID, the S-NG-RAN node shall reject the procedure using the S-NODE ADDITION REQUEST REJECT message.

#### **Interaction with the M-NG-RAN node initiated S-NG-RAN node Release procedure:**

If the M-NG-RAN node receives an S-NODE ADDITION REQUEST ACKNOWLEDGE message containing in a *PDU Session Resource Admitted To Be Added Item* IE neither the *PDU Session Resource Setup Response Info – SN terminated* IE nor the *PDU Session Resource Setup Response Info – MN terminated* IE, the M-NG-RAN node shall trigger the M-NG-RAN node initiated S-NG-RAN node Release procedure indicating an appropriate cause.

If the timer  $TX_{nDC_{prep}}$  expires before the M-NG-RAN node has received the S-NODE ADDITION REQUEST ACKNOWLEDGE message, the M-NG-RAN node shall regard the S-NG-RAN node Addition Preparation procedure as being failed and shall trigger the M-NG-RAN node initiated S-NG-RAN node Release procedure.

#### **Interactions with the S-NG-RAN node Reconfiguration Completion and S-NG-RAN node initiated S-NG-RAN node Release procedure:**

If the timer  $TX_{nDC_{overall}}$  expires before the S-NG-RAN node has received the S-NODE RECONFIGURATION COMPLETE or the S-NODE RELEASE REQUEST message, the S-NG-RAN node shall regard the requested RRC connection reconfiguration as being not applied by the UE and shall trigger the S-NG-RAN node initiated S-NG-RAN node Release procedure.

## 8.3.2 S-NG-RAN node Reconfiguration Completion

### 8.3.2.1 General

The purpose of the S-NG-RAN node Reconfiguration Completion procedure is to provide information to the S-NG-RAN node whether the requested configuration was successfully applied by the UE.

The procedure uses UE-associated signalling.

### 8.3.2.2 Successful Operation



**Figure 8.3.2.2-1: S-NG-RAN node Reconfiguration Complete procedure, successful operation.**

The M-NG-RAN node initiates the procedure by sending the S-NODE RECONFIGURATION COMPLETE message to the S-NG-RAN node.

The S-NODE RECONFIGURATION COMPLETE message may contain information that

- either the UE has successfully applied the configuration requested by the S-NG-RAN node. The M-NG-RAN node may also provide configuration information in the *M-NG-RAN node to S-NG-RAN node Container IE*.
- or the configuration requested by the S-NG-RAN node has been rejected. The M-NG-RAN node shall provide information with sufficient precision in the included *Cause IE* to enable the S-NG-RAN node to know the reason for an unsuccessful reconfiguration. The M-NG-RAN node may also provide configuration information in the *M-NG-RAN node to S-NG-RAN node Container IE*.

Upon reception of the S-NODE RECONFIGURATION COMPLETE message the S-NG-RAN node shall stop the timer  $TX_{ND}Coverall$ .

### 8.3.2.3 Abnormal Conditions

Void.

## 8.3.3 M-NG-RAN node initiated S-NG-RAN node Modification Preparation

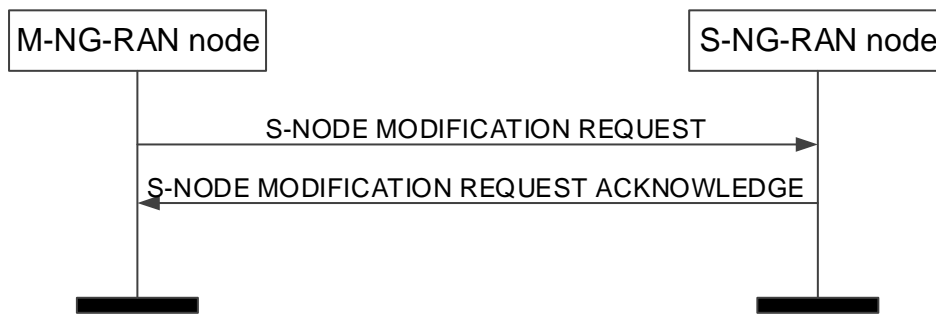
### 8.3.3.1 General

This procedure is used to enable an M-NG-RAN node to request an S-NG-RAN node to either modify the UE context at the S-NG-RAN node or to query the current SCG configuration for supporting delta signalling in M-NG-RAN node initiated S-NG-RAN node change, or to provide the S-RLF-related information to the S-NG-RAN node.

The procedure uses UE-associated signalling.



### 8.3.3.2 Successful Operation



**Figure 8.3.3.2-1: M-NG-RAN node initiated S-NG-RAN node Modification Preparation, successful operation**

The M-NG-RAN node initiates the procedure by sending the S-NODE MODIFICATION REQUEST message to the S-NG-RAN node.

When the M-NG-RAN node sends the S-NODE MODIFICATION REQUEST message, it shall start the timer  $TX_{nDCprep}$ .

The S-NODE MODIFICATION REQUEST message may contain

- within the *UE Context Information IE*;
- PDU session resources to be added within the *PDU Session Resources To Be Added Item IE*;
- PDU session resources to be modified within the *PDU Session Resources To Be Modified Item IE*;
- PDU session resources to be released within the *PDU Session Resources To Be Released Item IE*;
- the *S-NG-RAN node Security Key IE*;
- the *S-NG-RAN node UE Aggregate Maximum Bit Rate IE*;
- the *M-NG-RAN node to S-NG-RAN node Container IE*;
- the *PDCP Change Indication IE*;
- the *SCG Configuration Query IE*;
- the *Requested split SRBs IE*;
- the *Requested split SRBs release IE*;
- the *Additional DRB IDs IE*;
- the *MR-DC Resource Coordination Information IE*.

If the S-NODE MODIFICATION REQUEST message contains the *Selected PLMN IE*, the S-NG-RAN node may use it for RRM purposes.

If the S-NODE MODIFICATION REQUEST message contains the *Mobility Restriction List IE*, the S-NG-RAN node shall

- replace the previously provided Mobility Restriction List by the received Mobility Restriction List in the UE context;
- use this information to select an appropriate SCG.

If the *S-NG-RAN node UE Aggregate Maximum Bit Rate IE* is included in the S-NODE MODIFICATION REQUEST message, the S-NG-RAN node shall:

- replace the previously provided S-NG-RAN node UE Aggregate Maximum Bit Rate by the received S-NG-RAN node UE Aggregate Maximum Bit Rate in the UE context;

- use the received S-NG-RAN node UE Aggregate Maximum Bit Rate for Non-GBR Bearers for the concerned UE as defined in TS 37.340 [8].

If the S-NODE MODIFICATION REQUEST message contains the *Index to RAT/Frequency Selection Priority* IE, the S-NG-RAN node may use it for RRM purposes.

If the S-NODE MODIFICATION REQUEST message contains the *S-NG-RAN node PDU Session Aggregate Maximum Bit Rate* IE, the S-NG-RAN node may use it for RRM purposes.

If the S-NODE MODIFICATION REQUEST message contains the *MR-DC Resource Coordination Information* IE, the S-NG-RAN node should forward it to lower layers and it may use it for the purpose of resource coordination with the M-NG-RAN node. The S-NG-RAN node shall consider the value of the received *UL Coordination Information* IE valid until reception of a new update of the IE for the same UE. The S-NG-RAN node shall consider the value of the received *DL Coordination Information* IE valid until reception of a new update of the IE for the same UE. If the *E-UTRA Coordination Assistance Information* IE or the *NR Coordination Assistance Information* IE is contained in the *MR-DC Resource Coordination Information* IE, the S-NG-RAN node shall, if supported, use the information to determine further coordination of resource utilisation between the S-NG-RAN node and the M-NG-RAN node.

The allocation of resources according to the values of the *Allocation and Retention Priority* IE included in the *QoS Flow Level QoS Parameters* IE for each QoS flow shall follow the principles specified for the PDU Session Resource Setup procedure in TS 38.413 [5].

If the *Additional QoS Flow Information* IE is included for a QoS flow in the S-NODE MODIFICATION REQUEST message, the S-NG-RAN node shall behave the same as the NG-RAN node in the PDU Session Resource Setup procedure, specified in TS 38.413 [5].

For each PDU session, if the *Network Instance* IE is included in the *PDU Session Resource Setup Info – SN terminated* IE and in the *PDU Session Resource Modification Info – SN terminated* IE, the S-NG-RAN node shall, if supported, use it when selecting transport network resource as specified in TS 23.501 [7].

If at least one of the requested modifications is admitted by the S-NG-RAN node, the S-NG-RAN node shall modify the related part of the UE context accordingly and send the S-NODE MODIFICATION REQUEST ACKNOWLEDGE message back to the M-NG-RAN node.

The M-NG-RAN node shall include *RLC Mode* IE for each bearer offloaded from M-NG-RAN node to S-NG-RAN node in the *DRBs to QoS Flow Mapping List* IE within the *PDU Session Resource Setup Info – SN terminated* IE of the S-NODE MODIFICATION REQUEST message, and the *RLC Mode* IE indicates the mode that the M-NG-RAN used for the DRB when it was hosted at the M-NG-RAN node.

The S-NG-RAN node shall include the PDU sessions for which resources have been either added or modified or released at the S-NG-RAN node either in the *PDU Session Resources Admitted To Be Added List* IE or the *PDU Session Resources Admitted To Be Modified List* IE or the *PDU Session Resources Admitted To Be Released List* IE. The S-NG-RAN node shall include the PDU sessions that have not been admitted in the *PDU Session Resources Not Admitted List* IE with an appropriate cause value.

If the M-NG-RAN node requests transfer of the PDCP hosting from the S-NG-RAN node to the M-NG-RAN node for a PDU session, in which case the S-NODE MODIFICATION REQUEST message contains an PDU session resource to be released which is configured with the SCG bearer option within the *PDU Session Resources To Be Released List* IE, the S-NG-RAN node shall include the *RLC Mode* IE within the *DRBs To Be Released List* IE in the *PDU Session Resources admitted to be released List – SN terminated* IE in the S-NODE MODIFICATION REQUEST ACKNOWLEDGE message. The *RLC Mode* IE indicates the RLC mode that the S-NG-RAN node uses for the DRB.

If the *QoS Flow Mapping Indication* IE is included in the S-NODE MODIFICATION REQUEST message for a QoS flow to be modified, the S-NG-RAN node may replace and take it into account that only the uplink or downlink QoS flow is mapped to the DRB.

If the S-NODE MODIFICATION REQUEST message contains for a PDU session resource to be modified which is configured with the SN terminated bearer option, the *UL NG-U UP TNL Information at UPF* IE the S-NG-RAN node shall use it as the new UL NG-U address.

If the S-NODE MODIFICATION REQUEST message contains for a PDU session resource to be modified which is configured with the MN terminated bearer option, the *MN UL PDCP UP TNL Information* IE the S-NG-RAN node shall use it as the new UL Xn-U address.

For a PDU session resource to be modified which is configured with the SN terminated bearer option the S-NG-RAN node may include in the S-NODE MODIFICATION REQUEST ACKNOWLEDGE message the *DL NG-U UP TNL Information at NG-RAN IE*.

For a PDU session resource to be modified which is configured with the MN terminated bearer option the S-NG-RAN node may include in the S-NODE MODIFICATION REQUEST ACKNOWLEDGE message the *SN DL SCG UP TNL Information IE*.

If the *PDCP Change Indication IE* is included in the S-NODE MODIFICATION REQUEST message, the S-NG-RAN node shall act as specified in TS 37.340 [8].

Upon reception of the S-NODE MODIFICATION REQUEST ACKNOWLEDGE message the M-NG-RAN node shall stop the timer  $TX_{nDC_{prep}}$ . If the S-NODE MODIFICATION REQUEST ACKNOWLEDGE message has included the *S-NG-RAN node to M-NG-RAN node Container IE*, the M-NG-RAN node is then defined to have a Prepared S-NG-RAN node Modification for that Xn UE-associated signalling.

If the *SCG Configuration Query IE* is included in the S-NODE MODIFICATION REQUEST message, the S-NG-RAN node shall provide corresponding radio configuration information within the *S-NG-RAN node to M-NG-RAN node Container IE* as specified in TS 37.340 [8].

For each bearer for which allocation of the PDCP entity is requested at the S-NG-RAN node:

- if applicable, the M-NG-RAN node may propose to apply forwarding of downlink data by including the DL Forwarding IE within the PDU Session Resource Setup Info – SN terminated IE of the S-NODE MODIFICATION REQUEST message. For each bearer that it has decided to admit, the S-NG-RAN node may include the DL Forwarding GTP Tunnel Endpoint IE within the PDU Session Resource Setup Response Info – SN terminated IE of the S-NODE MODIFICATION REQUEST ACKNOWLEDGE message to indicate that it accepts the proposed forwarding of downlink data for this bearer.
- the S-NG-RAN node may include for each bearer in the PDU Session Resource Setup Response Info – SN terminated IE the UL Forwarding GTP Tunnel Endpoint IE to indicate it requests data forwarding of uplink packets to be performed for that bearer.

If the S-NODE MODIFICATION REQUEST message contains the *Requested Split SRBs IE*, the S-NG-RAN node may use it to add split SRBs. If the S-NODE MODIFICATION REQUEST message contains the *Requested Split SRBs release IE*, the S-NG-RAN node may use it to release split SRBs.

If the *Lower Layer presence status change IE* set to "release lower layers" is included in the S-NODE MODIFICATION REQUEST message, the S-NG-RAN node shall act as specified in TS 37.340 [8].

If the *Lower Layer presence status change IE* set to "re-establish lower layers" is included in the S-NODE MODIFICATION REQUEST message, the S-NG-RAN node shall act as specified in TS 37.340 [8].

The M-NG-RAN node may include for each bearer in the *DRBs To Be Modified List IE* in the S-NODE MODIFICATION REQUEST message the *RLC Status IE* to indicate that RLC has been reestablished at the M-NG-RAN node and the S-NG-RAN node may trigger PDCP data recovery.

If the S-NODE MODIFICATION REQUEST message contains the *PDCP SN Length IE*, the S-NG-RAN node shall, if supported, store this information and use it for lower layer configuration of the concerned MN terminated bearer.

If the *PDCP Duplication Configuration IE* in the *PDU Session Resource Modification Info – MN terminated IE* is contained in the S-NODE MODIFICATION REQUEST message and set to "configured", the S-NG-RAN node shall, if supported, add the RLC entity of secondary path for the indicated DRB. And if the S-NODE MODIFICATION REQUEST message contains the *Duplication Activation IE*, the S-NG-RAN node shall, if supported, store this information and use it for the purpose of PDCP duplication.

If the *PDCP Duplication Configuration IE* in the *PDU Session Resource Modification Info – MN terminated IE* is contained in the S-NODE MODIFICATION REQUEST message and set to "de-configured", the S-NG-RAN node shall, if supported, delete the RLC entity of secondary path for the indicated DRB.

The S-NG-RAN node may include for each bearer in the *DRBs To Be Setup List/DRBs To Be Modified List IE* in the S-NODE MODIFICATION REQUEST ACKNOWLEDGE message the *PDCP SN Length IE* to indicate the PDCP SN length for that DRB.

The S-NG-RAN node may include the *QoS Flow Mapping Indication* IE for a QoS flow in the S-NODE MODIFICATION REQUEST ACKNOWLEDGE message to indicate that only the uplink or downlink QoS flow is mapped to the DRB.

If the *Additional DRB IDs* IE is included in the S-NODE MODIFICATION REQUEST message, the S-NG-RAN node shall store this information and use it together with previously provided DRB IDs if any, for SN terminated bearers.

If the S-NODE MODIFICATION REQUEST message contains the *S-NG-RAN node Maximum Integrity Protected Data Rate Uplink* IE or the *S-NG-RAN node Maximum Integrity Protected Data Rate Downlink* IE, the S-NG-RAN node shall use the received value(s) when enforcing the maximum integrity protected data rate for the UE.

If the *Security Indication* IE is included in the *PDU Session Resource Setup Info – SN terminated* IE of the S-NODE MODIFICATION REQUEST message, the behaviour of the S-NG-RAN node shall be the same as specified for the same IE in the *PDU Session Resources To Be Setup List* IE in the Handover Preparation procedure, for the concerned PDU session, and the S-NG-RAN node shall include the *Security Result* IE in the *PDU Session Resource Setup Response Info – SN terminated* IE.

If the *Security Result* IE is included in the *PDU Session Resource Setup Info – SN terminated* IE of the S-NODE MODIFICATION REQUEST message, the S-NG-RAN node shall perform user plane integrity protection or ciphering, according to the *Security Result* IE, for the split PDU session. If the S-NG-RAN node is an ng-eNB, it shall reject all PDU sessions for which the *Integrity Protection Indication* IE is set to "required" as specified in TS 33.501 [28].

If the *Location Information at S-NODE Reporting* IE is included in the S-NODE MODIFICATION REQUEST, the S-NG-RAN node shall, if supported, start providing information about the current location of the UE. If the *Location Information at S-NODE* IE is included in the S-NODE MODIFICATION REQUEST ACKNOWLEDGE, the M-NG-RAN node may transfer the included information towards the AMF.

If the *S-NSSAI* IE is included in the *PDU Session Resources To Be Modified List* IE in the S-NODE MODIFICATION REQUEST message, the S-NG-RAN node shall replace the previously *S-NSSAI* IE by the received *S-NSSAI* IE.

If the S-NODE MODIFICATION REQUEST ACKNOWLEDGE message contains the *MR-DC Resource Coordination Information* IE, the M-NG-RAN node may use it for the purpose of resource coordination with the S-NG-RAN node. The M-NG-RAN node shall consider the value of the received *UL Coordination Information* IE valid until reception of a new update of the IE for the same UE. The M-NG-RAN node shall consider the value of the received *DL Coordination Information* IE valid until reception of a new update of the IE for the same UE. If the *E-UTRA Coordination Assistance Information* IE or the *NR Coordination Assistance Information* IE is contained in the *MR-DC Resource Coordination Information* IE, the M-NG-RAN node shall, if supported, use the information to determine further coordination of resource utilisation between the M-NG-RAN node and the S-NG-RAN node.

#### **Interactions with the S-NG-RAN node Reconfiguration Completion procedure:**

If the S-NG-RAN node admits a modification of the UE context requiring the M-NG-RAN node to report about the success of the RRC connection reconfiguration procedure, the S-NG-RAN node shall start the timer  $TX_{nDCoverall}$  when sending the S-NODE MODIFICATION REQUEST ACKNOWLEDGE message to the M-NG-RAN node. The reception of the S-NG-RAN node RECONFIGURATION COMPLETE message shall stop the timer  $TX_{nDCoverall}$ .

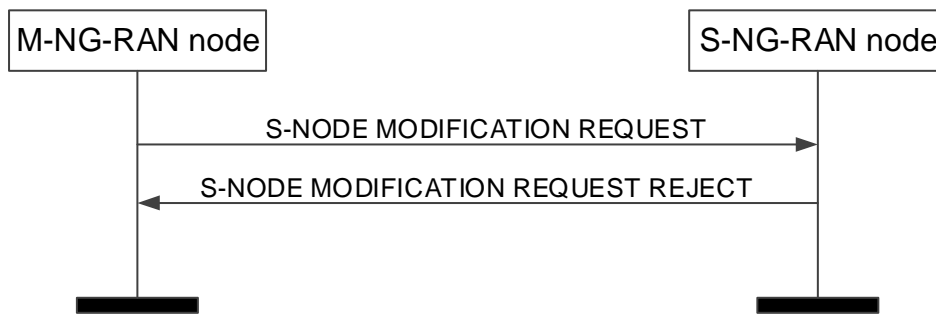
#### **Interaction with the Activity Notification procedure**

Upon receiving an S-NODE MODIFICATION REQUEST message containing the *Desired Activity Notification Level* IE, the S-NG-RAN node shall, if supported, use this information to decide whether to trigger subsequent Activity Notification procedures, or stop or modify ongoing triggering of these procedures due to a previous request.

#### **Interaction with the Xn-U Address Indication procedure**

For QoS flow mapped to DRBs configured with an SN terminated bearer option and removed from the SDAP in the S-NG-RAN node the S-NG-RAN node may provide data forwarding related information in the S-NODE MODIFICATION REQUEST ACKNOWLEDGE within the *Data Forwarding and offloading Info from source NG-RAN node* IE, in which case the M-NG-RAN node may decide to provide data forwarding addresses to the S-NG-RAN node and trigger the Xn-U Address Indication procedure as specified in TS 37.340 [8].

### 8.3.3.3 Unsuccessful Operation



**Figure 8.3.3.3-1: M-NG-RAN node initiated S-NG-RAN node Modification Preparation, unsuccessful operation**

If the S-NG-RAN node does not admit any modification requested by the M-NG-RAN node, or a failure occurs during the M-NG-RAN node initiated S-NG-RAN node Modification Preparation, the S-NG-RAN node shall send the S-NODE MODIFICATION REQUEST REJECT message to the M-NG-RAN node. The message shall contain the *Cause* IE with an appropriate value.

If the S-NG-RAN node receives a S-NODE MODIFICATION REQUEST message containing the *M-NG-RAN node to S-NG-RAN node Container* IE that does not include required information as specified in TS 37.340 [8], the S-NG-RAN node shall send the S-NODE MODIFICATION REQUEST REJECT message to the M-NG-RAN node.

### 8.3.3.4 Abnormal Conditions

If the S-NG-RAN node receives an S-NODE MODIFICATION REQUEST message including a *PDU Session Resources To Be Added Item* IE, containing neither the *PDU Session Resource Setup Info – SN terminated* IE nor the *PDU Session Resource Setup Info – MN terminated* IE, the S-NG-RAN node shall fail the S-NG-RAN node Modification Preparation procedure indicating an appropriate cause.

If the S-NG-RAN node receives an S-NODE MODIFICATION REQUEST message including a *PDU Session Resources To Be Modified Item* IE, containing neither the *PDU Session Resource Modification Info – SN terminated* IE nor the *PDU Session Resource Modification Info – MN terminated* IE, the S-NG-RAN node shall fail the S-NG-RAN node Modification Preparation procedure indicating an appropriate cause.

If the S-NG-RAN node receives an S-NODE MODIFICATION REQUEST message containing multiple *PDU Session ID* IEs (in the *PDU Session Resources To Be Released List* IE) set to the same value, the S-NG-RAN node shall initiate the release of one corresponding PDU Session and ignore the duplication of the instances of the selected corresponding PDU Sessions.

If the supported algorithms for encryption defined in the *NR Encryption Algorithms* IE in the *NR UE Security Capabilities* IE in the *UE Context Information* IE, plus the mandated support of NEA0 in all UEs (TS 33.501 [58]), do not match any algorithms defined in the configured list of allowed encryption algorithms in the S-NG-RAN node (TS 33.501 [28]), the S-NG-RAN node shall reject the procedure using the S-NODE MODIFICATION REQUEST REJECT message.

If the supported algorithms for integrity defined in the *NR Integrity Protection Algorithms* IE in the *NR UE Security Capabilities* IE in the *UE Context Information* IE do not match any algorithms defined in the configured list of allowed integrity protection algorithms in the S-NG-RAN node (TS 33.501 [28]), the S-NG-RAN node shall reject the procedure using the S-NODE MODIFICATION REQUEST REJECT message.

If the timer  $TX_{NDcprep}$  expires before the M-NG-RAN node has received the S-NODE MODIFICATION REQUEST ACKNOWLEDGE message, the M-NG-RAN node shall regard the M-NG-RAN node initiated S-NG-RAN node Modification Preparation procedure as being failed and shall release the UE Context at the S-NG-RAN node.

#### **Interactions with the S-NG-RAN node Reconfiguration Completion and S-NG-RAN node initiated S-NG-RAN node Release procedure:**

If the timer  $TX_{NDcoverall}$  expires before the S-NG-RAN node has received the S-NODE RECONFIGURATION COMPLETE or the S-NODE RELEASE REQUEST message, the S-NG-RAN node shall regard the requested

modification RRC connection reconfiguration as being not applied by the UE and shall trigger the S-NG-RAN node initiated S-NG-RAN node Release procedure.

#### Interaction with the S-NG-RAN node initiated S-NG-RAN node Modification Preparation procedure:

If the M-NG-RAN node, after having initiated the M-NG-RAN node initiated S-NG-RAN node Modification procedure, receives the S-NODE MODIFICATION REQUIRED message, the M-NG-RAN node shall refuse the S-NG-RAN node initiated S-NG-RAN node Modification procedure with an appropriate cause value in the *Cause* IE.

If the M-NG-RAN node has a Prepared S-NG-RAN node Modification and receives the S-NODE MODIFICATION REQUIRED message, the M-NG-RAN node shall respond with the S-NODE MODIFICATION REFUSE message to the S-NG-RAN node with an appropriate cause value in the *Cause* IE.

#### Interaction with the M-NG-RAN node initiated S-NG-RAN node Release procedure:

If the M-NG-RAN node receives an S-NODE MODIFICATION REQUEST ACKNOWLEDGE message including a *PDU Session Resources Admitted To Be Added* Item IE, containing neither the *PDU Session Resource Setup Response Info – SN terminated* IE nor the *PDU Session Resource Setup Response Info – MN terminated* IE, the M-NG-RAN node shall trigger the M-NG-RAN node initiated S-NG-RAN node Release procedure indicating an appropriate cause.

If the M-NG-RAN node receives an S-NODE MODIFICATION REQUEST ACKNOWLEDGE message including a *PDU Session Resources Admitted To Be Modified* Item IE, containing neither the *PDU Session Resource Modification Response Info – SN terminated* IE nor the *PDU Session Resource Modification Response Info – MN terminated* IE, the M-NG-RAN node shall trigger the M-NG-RAN node initiated S-NG-RAN node Release procedure indicating an appropriate cause.

If the timer  $TX_{nD_{Cprep}}$  expires before the M-NG-RAN node has received the S-NODE MODIFICATION REQUEST ACKNOWLEDGE message, the M-NG-RAN node shall regard the S-NG-RAN node Modification Preparation procedure as being failed and may trigger the M-NG-RAN node initiated S-NG-RAN node Release procedure.

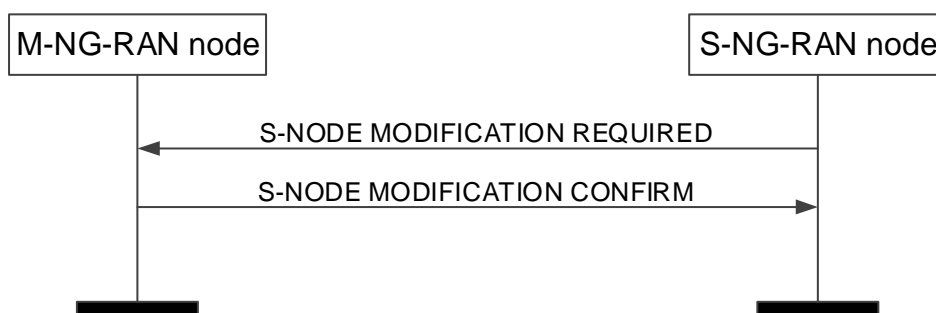
## 8.3.4 S-NG-RAN node initiated S-NG-RAN node Modification

### 8.3.4.1 General

This procedure is used by the S-NG-RAN node to modify the UE context in the S-NG-RAN node.

The procedure uses UE-associated signalling.

### 8.3.4.2 Successful Operation



**Figure 8.3.4.2-1: S-NG-RAN node initiated S-NG-RAN node Modification, successful operation.**

The S-NG-RAN node initiates the procedure by sending the S-NODE MODIFICATION REQUIRED message to the M-NG-RAN node.

When the S-NG-RAN node sends the S-NODE MODIFICATION REQUIRED message, it shall start the timer  $TX_{nD_{Coverall}}$ .

The S-NODE MODIFICATION REQUIRED message may contain

- the *S-NG-RAN node to M-NG-RAN node Container* IE.

- PDU session resources to be modified within the *PDU Session Resources To Be Modified* Item IE;
- PDU session resources to be released within the *PDU Session Resources To Be Released* Item IE;
- the *PDCP Change Indication* IE;
- the Spare DRB IDs IE;
- the *Required Number of DRB IDs* IE;
- the *QoS Flow Mapping Indication* IE;
- the *MR-DC Resource Coordination Information* IE.

If the M-NG-RAN node receives a S-NODE MODIFICATION REQUIRED message containing the *PDCP Change Indication* IE, the M-NG-RAN node shall act as specified in TS 37.340 [8].

If the S-NODE MODIFICATION REQUIRED message contains the *MR-DC Resource Coordination Information* IE, the M-NG-RAN node may use it for the purpose of resource coordination with the S-NG-RAN node. The M-NG-RAN node shall consider the value of the received *UL Coordination Information* IE valid until reception of a new update of the IE for the same UE. The M-NG-RAN node shall consider the value of the received *DL Coordination Information* IE valid until reception of a new update of the IE for the same UE. If the *E-UTRA Coordination Assistance Information* IE or the *NR Coordination Assistance Information* IE is contained in the *MR-DC Resource Coordination Information* IE, the M-NG-RAN node shall, if supported, use the information to determine further coordination of resource utilisation between the M-NG-RAN node and the S-NG-RAN node.

If the M-NG-RAN node receives an S-NODE MODIFICATION REQUIRED message containing the *Spare DRB IDs* IE, the M-NG-RAN node may take those into consideration to be used for MN-terminated bearers.

If the M-NG-RAN node receives an S-NODE MODIFICATION REQUIRED message containing the *Required Number of DRB IDs* IE, the M-NG-RAN node shall provide new DRB IDs to be used by the S-NG-RAN node for SN-terminated bearers, if such DRB IDs are available, in the *Additional DRB IDs* IE included in the S-NODE MODIFICATION CONFIRM message.

If the M-NG-RAN node is able to perform the modifications requested by the S-NG-RAN node, the M-NG-RAN node shall send the S-NODE MODIFICATION CONFIRM message to the S-NG-RAN node. The S-NODE MODIFICATION CONFIRM message may contain the *M-NG-RAN node to S-NG-RAN node Container* IE.

If the *PDCP Duplication Configuration* IE in the *PDU Session Resource Modification Required Info – SN terminated* IE is contained in the S-NODE MODIFICATION REQUIRED message and set to "configured", the M-NG-RAN node shall, if supported, add the RLC entity of secondary path for the indicated DRB. And if the S-NODE MODIFICATION REQUIRED message contains the *Duplication Activation* IE, the M-NG-RAN node shall, if supported, store this information and use it for the purpose of PDCP duplication.

If the *PDCP Duplication Configuration* IE in the *PDU Session Resource Modification Required Info – SN terminated* IE is contained in the S-NODE MODIFICATION REQUIRED message and set to "de-configured", the M-NG-RAN node shall, if supported, delete the RLC entity of secondary path for the indicated DRB.

The S-NG-RAN node may include for each DRB in the *DRBs To Be Modified List* IE in the S-NODE MODIFICATION REQUIRED message the *RLC Status* IE to indicate that RLC has been reestablished at the S-NG-RAN node and the M-NG-RAN node may trigger PDCP data recovery.

Upon reception of the S-NODE MODIFICATION CONFIRM message the S-NG-RAN node shall stop the timer  $TX_{nDCoverall}$ .

If the S-NODE MODIFICATION CONFIRM message contains the *MR-DC Resource Coordination Information* IE, the S-NG-RAN node should forward it to lower layers and it may use it for the purpose of resource coordination with the M-NG-RAN node. The S-NG-RAN node shall consider the value of the received *UL Coordination Information* IE valid until reception of a new update of the IE for the same UE. The S-NG-RAN node shall consider the value of the received *DL Coordination Information* IE valid until reception of a new update of the IE for the same UE. If the *E-UTRA Coordination Assistance Information* IE or the *NR Coordination Assistance Information* IE is contained in the *MR-DC Resource Coordination Information* IE, the S-NG-RAN node shall, if supported, use the information to determine further coordination of resource utilisation between the S-NG-RAN node and the M-NG-RAN node.

If the S-NODE MODIFICATION REQUIRED message contains a PDU session resource to be released which is configured with the SCG bearer option within the *PDU sessions to be released List – SN terminated* IE, the S-NG-RAN node shall include the *RLC Mode* IE within the *DRBs To Be Released List* IE in the *PDU Session to be released List – SN terminated* IE in the S-NODE MODIFICATION REQUIRED message. The *RLC Mode* IE indicates the RLC mode used in the S-NG-RAN node for the DRB.

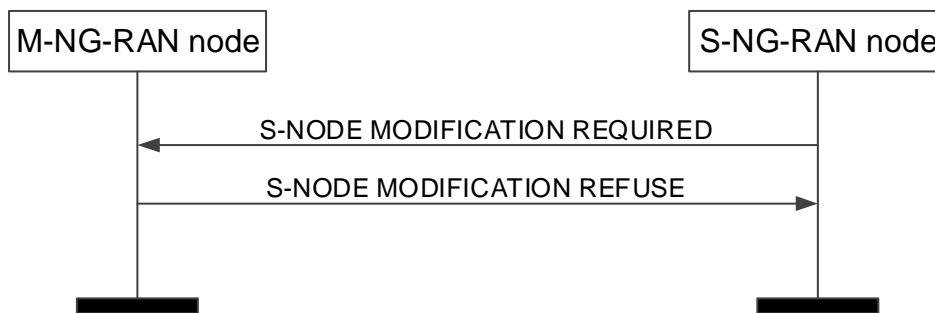
If the *Location Information at S-NODE* IE is included in the S-NODE MODIFICATION REQUIRED, the M-NG-RAN node may transfer the included information towards the AMF.

If the *QoS Flows Mapped To DRB List* IE is included in the S-NODE MODIFICATION REQUIRED message for a DRB to be modified, the M-NG-RAN node shall replace any existing QoS flow mapping for that DRB with the one received.

#### Interaction with the M-NG-RAN node initiated S-NG-RAN node Modification Preparation procedure:

If applicable, as specified in TS 37.340 [8], the S-NG-RAN node may receive, after having initiated the S-NG-RAN node initiated S-NG-RAN node Modification procedure, the S-NODE MODIFICATION REQUEST message including the *measGapConfig* IE as defined in TS 38.331 [10] within the *M-NG-RAN node to S-NG-RAN node Container* IE.

#### 8.3.4.3 Unsuccessful Operation



**Figure 8.3.4.3-1: S-NG-RAN node initiated S-NG-RAN node Modification, unsuccessful operation.**

In case the requested modification cannot be performed successfully the M-NG-RAN node shall respond with the S-NODE MODIFICATION REFUSE message to the S-NG-RAN node with an appropriate cause value in the *Cause* IE.

In case that the *Required Number of DRB IDs* IE was included in the S-NODE MODIFICATION REQUIRED message and if the M-NG-RAN node is not able to provide additional DRB IDs, the M-NG-RAN node shall respond with the S-NODE MODIFICATION REFUSE with an appropriate cause value in the *Cause* IE.

The M-NG-RAN node may also provide configuration information in the *M-NG-RAN node to S-NG-RAN node Container* IE.

#### 8.3.4.4 Abnormal Conditions

If the M-NG-RAN node receives an S-NODE MODIFICATION REQUIRED message including a *PDU Session Resources To Be Modified Item* IE, containing neither the *PDU Session Resource Modification Required Info – SN terminated* IE nor the *PDU Session Resource Modification Required Info – MN terminated* IE, the M-NG-RAN node shall fail the S-NG-RAN node initiated S-NG-RAN node Modification procedure indicating an appropriate cause.

If the timer  $TX_{ND}^{Coverall}$  expires before the S-NG-RAN node has received the S-NODE MODIFICATION CONFIRM or the S-NODE MODIFICATION REFUSE message, the S-NG-RAN node shall regard the requested modification as failed and may take further actions like triggering the S-NG-RAN node initiated S-NG-RAN node Release procedure to release all S-NG-RAN node resources allocated for the UE.

If the value received in the *PDU Session ID* IE of any of the *PDU Sessions Resources To Be Released Items* IE is not known at the M-NG-RAN node, the M-NG-RAN node shall regard the procedure as failed and may take appropriate actions like triggering the M-NG-RAN node initiated S-NG-RAN node Release procedure.

#### Interaction with the S-NG-RAN node initiated S-NG-RAN node Release procedure:



If the S-NG-RAN node receives an S-NODE MODIFICATION CONFIRM message including a *PDU Session Resources Admitted To Be Modified Item IE*, containing neither the *PDU Session Resource Modification Confirm Info – SN terminated IE* nor the *PDU Session Resource Modification Confirm Info – MN terminated IE*, the S-NG-RAN node shall trigger the S-NG-RAN node initiated S-NG-RAN node Release procedure indicating an appropriate cause.

#### Interaction with the M-NG-RAN node initiated S-NG-RAN node Modification Preparation procedure:

If the S-NG-RAN node, after having initiated the S-NG-RAN node initiated S-NG-RAN node Modification procedure, receives the S-NODE MODIFICATION REQUEST message including other IEs than an applicable *S-NG-RAN node Security Key IE* and/or applicable forwarding addresses, the S-NG-RAN node shall

- regard the S-NG-RAN node initiated S-NG-RAN node Modification Procedure as being failed;
- stop the  $TX_{nDCoverall}$ , which was started to supervise the S-NG-RAN node initiated S-NG-RAN node Modification procedure;
- be prepared to receive the S-NODE MODIFICATION REFUSE message from the M-NG-RAN node and;
- continue with the M-NG-RAN node initiated S-NG-RAN node Modification Preparation procedure as specified in section 8.3.

#### Interaction with the M-NG-RAN node initiated handover procedure:

If the M-NG-RAN node, after having initiated the handover procedure, receives the S-NODE MODIFICATION REQUIRED message, the M-NG-RAN node shall refuse the S-NG-RAN node modification procedure with an appropriate cause value in the *Cause IE*.

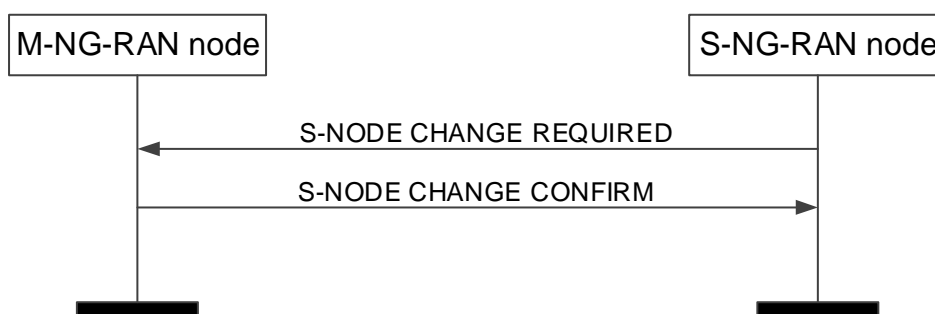
## 8.3.5 S-NG-RAN node initiated S-NG-RAN node Change

### 8.3.5.1 General

This procedure is used by the S-NG-RAN node to trigger the change of the S-NG-RAN node.

The procedure uses UE-associated signalling.

### 8.3.5.2 Successful Operation



**Figure 8.3.5.2-1: S-NG-RAN node initiated S-NG-RAN node Change, successful operation.**

The S-NG-RAN node initiates the procedure by sending the S-NODE CHANGE REQUIRED message to the M-NG-RAN node including the *Target S-NG-RAN node ID IE*. When the S-NG-RAN node sends the S-NODE CHANGE REQUIRED message, it shall start the timer  $TX_{nDCoverall}$ .

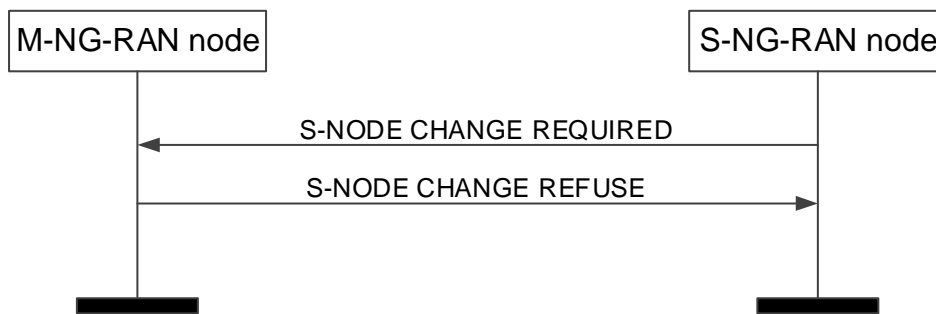
The S-NODE CHANGE REQUIRED message may contain

- the *S-NG-RAN node to S-NG-RAN node Container IE*.

If the M-NG-RAN node is able to perform the change requested by the S-NG-RAN node, the M-NG-RAN node shall send the S-NODE CHANGE CONFIRM message to the S-NG-RAN node. For DRBs configured with the PDCP entity in the S-NG-RAN node, the M-NG-RAN node may include data forwarding related information in the *Data Forwarding Info from target NG-RAN node IE*.

The S-NG-RAN node may start data forwarding and stop providing user data to the UE and shall stop the timer  $TX_{nDCoverall}$  upon reception of the S-NODE CHANGE CONFIRM message.

### 8.3.5.3 Unsuccessful Operation



**Figure 8.3.5.3-1: S-NG-RAN node initiated S-NG-RAN node Change, unsuccessful operation.**

In case the request modification cannot accept the request to change the S-NG-RAN node the M-NG-RAN node shall respond with the S-NODE CHANGE REFUSE message to the S-NG-RAN node with an appropriate cause value in the *Cause IE*.

### 8.3.5.4 Abnormal Conditions

If the timer  $TX_{nDCoverall}$  expires before the S-NG-RAN node has received the S-NODE CHANGE CONFIRM or the S-NODE CHANGE REFUSE message, the S-NG-RAN node shall regard the requested change as failed and may take further actions like triggering the S-NG-RAN node initiated S-NG-RAN node Release procedure to release all S-NG-RAN node resources allocated for the UE.

If the M-NG-RAN node receives an S-NODE CHANGE REQUIRED message including a *PDU Session SN Change Required Item IE*, not containing the *PDU Session Resource Change Required Info – SN terminated IE*, the M-NG-RAN node shall fail the S-NG-RAN node initiated S-NG-RAN node Change procedure indicating an appropriate cause.

#### **Interaction with the M-NG-RAN node initiated Handover Preparation procedure:**

If the M-NG-RAN node, after having initiated the Handover Preparation procedure, receives the S-NODE CHANGE REQUIRED message, the M-NG-RAN node shall refuse the S-NG-RAN node initiated S-NG-RAN node Change procedure with an appropriate cause value in the *Cause IE*.

#### **Interaction with the S-NG-RAN node initiated S-NG-RAN node Release procedure:**

If the S-NG-RAN node receives an S-NODE CHANGE CONFIRM message including a *PDU Session SN Change Confirm Item IE*, not containing the *PDU Session Resource Change Confirm Info – SN terminated IE*, the S-NG-RAN node shall trigger the S-NG-RAN node initiated S-NG-RAN node Release procedure indicating an appropriate cause.

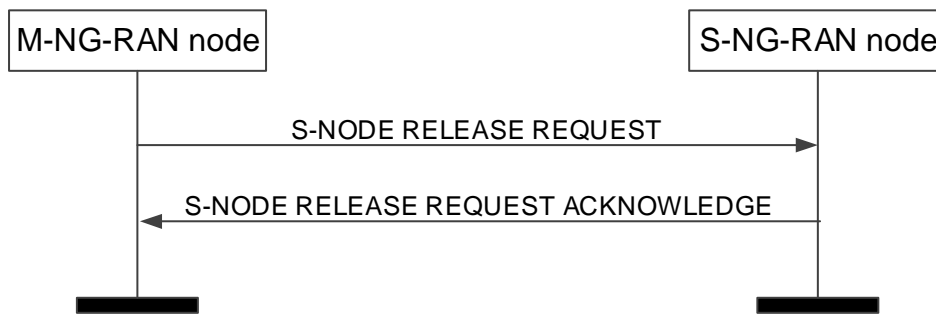
## 8.3.6 M-NG-RAN node initiated S-NG-RAN node Release

### 8.3.6.1 General

The M-NG-RAN node initiated S-NG-RAN node Release procedure is triggered by the M-NG-RAN node to initiate the release of the resources for a specific UE.

The procedure uses UE-associated signalling.

### 8.3.6.2 Successful Operation



**Figure 8.3.6.2-1: M-NG-RAN node initiated S-NG-RAN node Release, successful operation**

The M-NG-RAN node initiates the procedure by sending the S-NODE RELEASE REQUEST message. Upon reception of the S-NODE RELEASE REQUEST message the S-NG-RAN node shall stop providing user data to the UE.

The S-NG-RAN node UE XnAP ID IE shall be included if it has been obtained from the S-NG-RAN node. The M-NG-RAN node shall provide appropriate information within the Cause IE. The M-NG-RAN node may also provide appropriate information per PDU session resource within the Cause IE of the PDU Session Resources To Be Released List IE.

Upon reception of the S-NODE RELEASE REQUEST message containing UE Context Kept Indicator IE set to "True", the S-NG-RAN node shall, if supported, only initiate the release of the resources related to the UE-associated signalling connection between the M-NG-RAN node and the S-NG-RAN node.

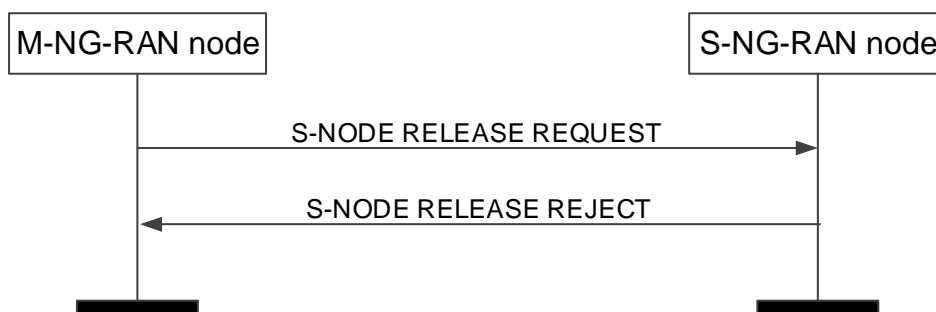
If the S-NG-RAN node confirms the request to release S-NG-RAN node resources, it shall send the S-NODE RELEASE REQUEST ACKNOWLEDGE message to the M-NG-RAN node.

If the S-NODE RELEASE REQUEST message contains a PDU session resource to be released which is configured with the SCG bearer option within the PDU Session Resources To Be Released List IE, the S-NG-RAN node shall include the RLC Mode IE within the DRBs To Be Released List IE in the S-NODE RELEASE REQUEST ACKNOWLEDGE message. The RLC Mode IE indicates the RLC mode used in the S-NG-RAN node for the DRB.

#### Interaction with the Xn-U Address Indication procedure

If the S-NG-RAN node provides data forwarding related information in the S-NODE RELEASE REQUEST ACKNOWLEDGE message for QoS flows mapped to DRBs configured with an SN terminated bearer option in the PDU Sessions To Be Released List - SN terminated IE, the M-NG-RAN node may decide to provide data forwarding addresses to the S-NG-RAN node and trigger the Xn-U Address Indication procedure as specified in TS 37.340 [8].

### 8.3.6.3 Unsuccessful Operation



**Figure 8.3.6.3-1: M-NG-RAN node initiated S-NG-RAN node Release, unsuccessful operation**

If the S-NG-RAN node cannot confirm the request to release S-NG-RAN node resources, it shall send the S-NODE RELEASE REJECT message to the M-NG-RAN node with an appropriate cause indicated in the Cause IE.

### 8.3.6.4 Abnormal Conditions

If the S-NODE RELEASE REQUEST message refer to a context that does not exist, the S-NG-RAN node shall ignore the message.

When the M-NG-RAN node has initiated the procedure and did not include the *S-NG-RAN node UE XnAP ID* IE the M-NG-RAN node shall regard the resources for the UE at the S-NG-RAN node as being fully released.

#### Interactions with the UE Context Release procedure:

If the M-NG-RAN node does not receive the reply from the S-NG-RAN node before it has to release the EN-DC connection, or it receives S-NODE RELEASE REQUEST REJECT, it may trigger the UE Context Release procedure. If the S-NG-RAN node received the UE CONTEXT RELEASE right after receiving the S-NODE RELEASE REQUEST (and before or after responding to it), the S-NG-RAN node shall consider the related M-NG-RAN node initiated S-NG-RAN node Release procedure as being the resolution of abnormal conditions and release the related UE context immediately.

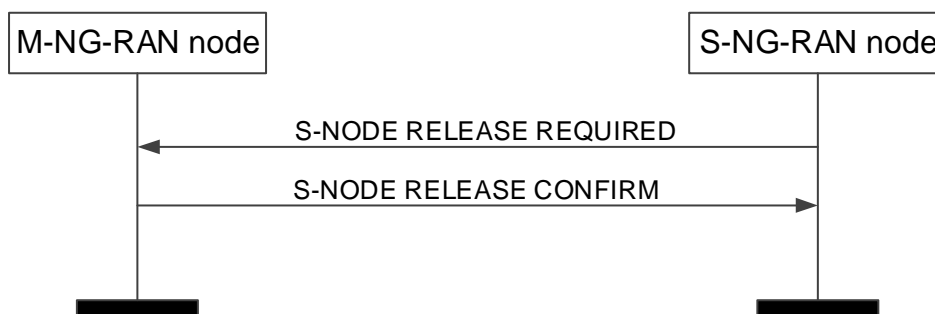
## 8.3.7 S-NG-RAN node initiated S-NG-RAN node Release

### 8.3.7.1 General

This procedure is triggered by the S-NG-RAN node to initiate the release of the resources for a specific UE.

The procedure uses UE-associated signalling.

### 8.3.7.2 Successful Operation



**Figure 8.3.7.2-1: S-NG-RAN node initiated S-NG-RAN node Release, successful operation.**

The S-NG-RAN node initiates the procedure by sending the S-NODE RELEASE REQUIRED message to the M-NG-RAN node.

Upon reception of the S-NODE RELEASE REQUIRED message, the M-NG-RAN node replies with the S-NODE RELEASE CONFIRM message.

For each PDU session resource configured with the SCG bearer option, the M-NG-RAN node may include the *DL Forwarding UP Address* IE and the *UL Forwarding UP Address* IE within the *PDU Session Resources To Be Released Item* IE to indicate that it requests data forwarding of uplink and downlink packets to be performed for that bearer.

The S-NG-RAN node may start data forwarding and stop providing user data to the UE upon reception of the S-NODE RELEASE CONFIRM message,

If the S-NODE RELEASE REQUIRED message contains an PDU session resource to be released which is configured with the SCG bearer option within the *PDU sessions to be released List – SN terminated* IE, the S-NG-RAN node shall include the *RLC Mode* IE within the *DRBs To Be Released List* IE in the *PDU Session to be released List – SN terminated* IE in the S-NODE RELEASE REQUIRED message. The *RLC Mode* IE indicates the RLC mode used in the S-NG-RAN node for the DRB.

### 8.3.7.3 Unsuccessful Operation

Not applicable.

### 8.3.7.4 Abnormal Conditions

Void.

## 8.3.8 S-NG-RAN node Counter Check

### 8.3.8.1 General

This procedure is initiated by the S-NG-RAN node to request the M-NG-RAN node to execute a counter check procedure to verify the value of the PDCP COUNTs associated with SCG bearers established in the S-NG-RAN node.

The procedure uses UE-associated signalling.

### 8.3.8.2 Successful Operation



**Figure 8.3.8.2-1: S-NG-RAN node Counter Check procedure, successful operation.**

The S-NG-RAN node initiates the procedure by sending the S-NODE COUNTER CHECK REQUEST message to the M-NG-RAN node.

Upon reception of the S-NODE COUNTER CHECK REQUEST message, the M-NG-RAN node may perform the RRC counter check procedure as specified in TS 33.401 [29] and 33.501 [28].

### 8.3.8.3 Unsuccessful Operation

Not applicable.

### 8.3.8.4 Abnormal Conditions

Void.

## 8.3.9 RRC Transfer

### 8.3.9.1 General

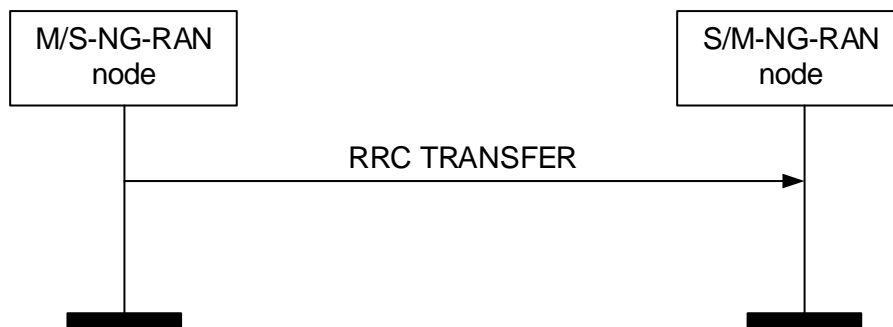
The purpose of the RRC Transfer procedure is to deliver a PDCP-C PDU encapsulating an LTE RRC message or NR RRC message to the S-NG-RAN-NODE that it may then be forwarded to the UE, or from the S-NG-RAN-NODE, if it was received from the UE. The delivery status may also be provided from the S-NG-RAN-NODE to the M-NG-RAN-NODE using the RRC Transfer.

The procedure is also used to enable transfer one of the following messages from the M-NG-RAN-NODE to the S-NG-RAN-NODE, when received from the UE:

- the NR RRC message container with the NR measurements;
- the E-UTRA RRC message container with the E-UTRA measurements;
- the NR RRC message container with the NR failure information.

The procedure uses UE-associated signalling.

### 8.3.9.2 Successful Operation



**Figure 8.3.9.2-1: RRC Transfer procedure, successful operation.**

The M-NG-RAN-NODE initiates the procedure by sending the RRC TRANSFER message to the S-NG-RAN-NODE or the S-NG-RAN-NODE initiates the procedure by sending the RRC TRANSFER message to the M-NG-RAN-NODE.

If the S-NG-RAN-NODE receives an RRC TRANSFER message which includes neither the *RRC Container* IE in the *Split SRB* IE nor the RRC Container IE in the NR UE Report IE, it shall ignore the message. If the S-NG-RAN-NODE receives an RRC TRANSFER message with the *Delivery Status* IE in the *Split SRB* IE, it shall ignore the message. If the S-NG-RAN-NODE receives the *RRC Container* IE in the *Split SRB* IE, it shall deliver the contained PDCP-C PDU encapsulating an RRC message to the UE.

If the M-NG-RAN-NODE receives the *Delivery Status* IE in the *Split SRB* IE, the M-NG-RAN-NODE shall consider RRC messages up to the indicated NR PDCP SN as having been successfully delivered to UE by S-NG-RAN-NODE.

### 8.3.9.3 Unsuccessful Operation

Not applicable.

### 8.3.9.4 Abnormal Conditions

In case of the split SRBs, the receiving node may ignore the message, if the M-NG-RAN-NODE has not indicated possibility of RRC transfer at the bearer setup.

## 8.3.10 Notification Control Indication

### 8.3.10.1 General

The purpose of the Notification Control indication procedure is to provide information that for already established GBR QoS flow(s) for which notification control has been requested, the NG-RAN node involved in Dual Connectivity cannot fulfill the GFBR anymore or that it can fulfill the GFBR again.

The procedure uses UE-associated signalling.

### 8.3.10.2 Successful Operation – M-NG-RAN node initiated



**Figure 8.3.10.2-1: Notification Control Indication procedure, M-NG-RAN node initiated, successful operation.**

The M-NG-RAN node initiates the procedure by sending the NOTIFICATION CONTROL INDICATION message to the S-NG-RAN node.

This procedure is triggered to notify the S-NG-RAN node for SN-terminated bearers, that resources requested from the M-NG-RAN node can either not fulfill the GFBR anymore or that the GFBR can be fulfilled again, as specified in TS 37.340 [8].

### 8.3.10.3 Successful Operation – S-NG-RAN node initiated



**Figure 8.3.10.3-1: Notification Control Indication procedure, S-NG-RAN node initiated, successful operation.**

The S-NG-RAN node initiates the procedure by sending the NOTIFICATION CONTROL INDICATION message to the M-NG-RAN node.

This procedure is triggered to notify the M-NG-RAN node that for MN-terminated bearers resources requested from the S-NG-RAN node can either not fulfill the GFBR anymore or that the GFBR can be fulfilled again, as specified in TS 37.340 [8].

This procedure is triggered to notify the M-NG-RAN node that resources requested for SN-terminated bearers can either not fulfill the GFBR anymore or that the GFBR can be fulfilled again, as specified in TS 37.340 [8].

### 8.3.10.4 Abnormal Conditions


Void.

## 8.3.11 Activity Notification

### 8.3.11.1 General

The purpose of the Activity Notification procedure is to allow an NG-RAN node to send notification to another NG-RAN node concerning user data traffic activity for the UE or of already established QoS flows or PDU sessions. The procedure uses UE-associated signalling.

### 8.3.11.2 Successful Operation



**Figure 8.3.11.2-1: Activity Notification**

NG-RAN node<sub>1</sub> initiates the procedure by sending the ACTIVITY NOTIFICATION message to NG-RAN node<sub>2</sub>.

The ACTIVITY NOTIFICATION message may contain one or more of the below:

- notification for UE context level user plane activity in the *UE Context level user plane activity report IE*.
- notification of user plane activity for the already established PDU sessions within the *PDU Session Resource Activity Notify List IE*.
- notification of user plane activity for the already established QoS flows within the *PDU Session Resource Activity Notify List IE*.

### 8.3.11.3 Abnormal Conditions

Void.

## 8.3.12 E-UTRA – NR Cell Resource Coordination

### 8.3.12.1 General

The purpose of the E-UTRA – NR Cell Resource Coordination procedure is to enable coordination of radio resource allocation between an ng-eNB and a gNB that are sharing spectrum and whose coverage areas are fully or partially overlapping. During the procedure, the ng-eNB and gNB shall exchange their intended resource allocations for data traffic, and, if possible, converge to a shared resource. The procedure is only to be used for the purpose of E-UTRA – NR spectrum sharing.

The procedure uses non-UE-associated signalling.



### 8.3.12.2 Successful Operation

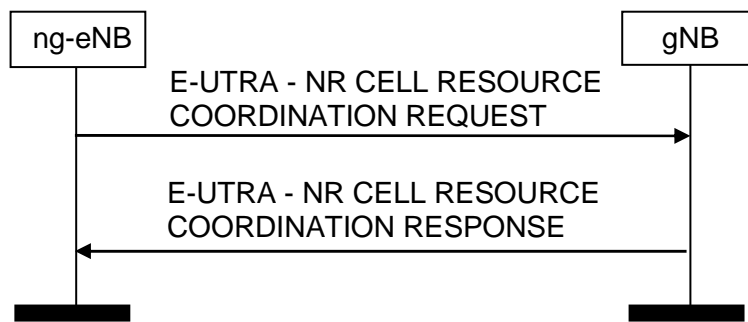


Figure 8.3.12.2-1: ng-eNB-initiated E-UTRA – NR Cell Resource Coordination request, successful operation

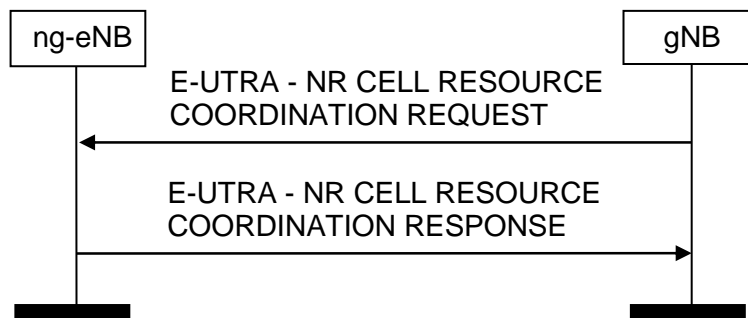


Figure 8.3.12.2-2: gNB-initiated E-UTRA – NR Cell Resource Coordination request, successful operation

#### ng-eNB initiated E-UTRA – NR Cell Resource Coordination:

An ng-eNB initiates the procedure by sending the E-UTRA – NR CELL RESOURCE COORDINATION REQUEST message to an gNB over the X2 interface. The gNB extracts the *Data Traffic Resource Indication IE* and it replies by sending the E-UTRA – NR CELL RESOURCE COORDINATION RESPONSE message. The gNB shall calculate the full ng-eNB resource allocation by combining the *Data Traffic Resource Indication IE* and the *Protected E-UTRA Resource Indication IE* that were most recently received from the ng-eNB.

In case of conflict between the most recently received *Data Traffic Resource Indication IE* and the most recently received *Protected E-UTRA Resource Indication IE*, the gNB shall give priority to the *Protected E-UTRA Resource Indication IE*.

#### gNB initiated E-UTRA – NR Cell Resource Coordination:

An gNB initiates the procedure by sending the E-UTRA – NR CELL RESOURCE COORDINATION REQUEST message to an ng-eNB. The ng-eNB replies with the E-UTRA – NR CELL RESOURCE COORDINATION RESPONSE message.

In case of conflict between the most recently received *Data Traffic Resource Indication IE* and the most recently received *Protected E-UTRA Resource Indication IE*, the gNB shall give priority to the *Protected E-UTRA Resource Indication IE*.

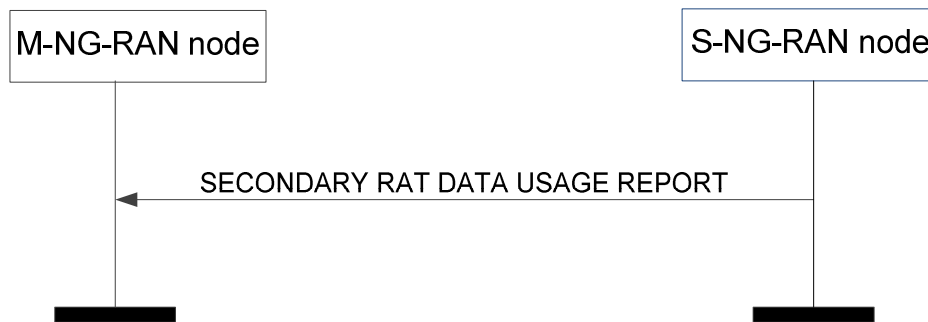
## 8.3.13 Secondary RAT Data Usage Report

### 8.3.13.1 General

This procedure is initiated by the S-NG-RAN node to provide information on the used resources of the secondary RAT (e.g. NR resources during MR-DC operation) as specified in TS 23.501 [7].

The procedure uses UE-associated signalling.

### 8.3.13.2 Successful Operation



**Figure 8.3.13.2-1: Secondary RAT Data Usage Report procedure, successful operation.**

The S-NG-RAN node initiates the procedure by sending the SECONDARY RAT DATA USAGE REPORT message to the M-NG-RAN node.

### 8.3.13.3 Unsuccessful Operation

Not applicable.

### 8.3.13.4 Abnormal Conditions

Not applicable.

## 8.4 Global procedures

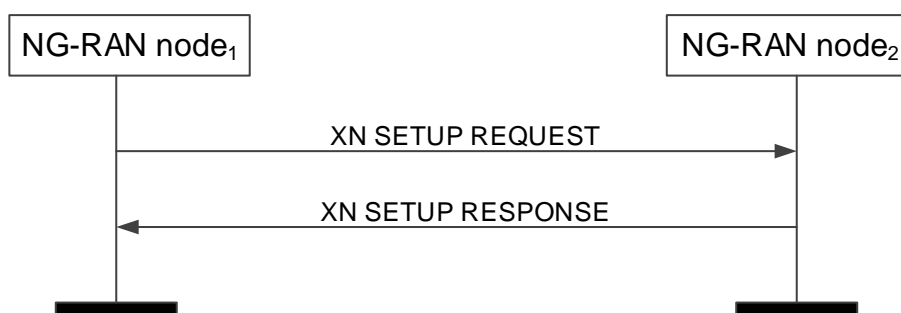
### 8.4.1 Xn Setup

#### 8.4.1.1 General

The purpose of the Xn Setup procedure is to exchange application level configuration data needed for two NG-RAN nodes to interoperate correctly over the Xn-C interface.

The procedure uses non UE-associated signalling.

#### 8.4.1.2 Successful Operation



**Figure 8.4.1.2: Xn Setup, successful operation**

The NG-RAN node<sub>1</sub> initiates the procedure by sending the XN SETUP REQUEST message to the candidate NG-RAN node<sub>2</sub>. The candidate NG-RAN node<sub>2</sub> replies with the XN SETUP RESPONSE message.

If Supplementary Uplink is configured at the NG-RAN node<sub>1</sub>, the NG-RAN node<sub>1</sub> shall include in the XN SETUP REQUEST message the *SUL Information* IE and the *Supported SUL band List* IE for each served cell where supplementary uplink is configured.

If Supplementary Uplink is configured at the NG-RAN node<sub>2</sub>, the candidate NG-RAN node<sub>2</sub> shall include in the XN SETUP RESPONSE message the *SUL Information IE* and the *Supported SUL band List IE* for each served cell where supplementary uplink is configured.

If the NG-RAN node<sub>1</sub> is an ng-eNB, it may include the *Protected E-UTRA Resource Indication IE* into the XN SETUP REQUEST. If the XN SETUP REQUEST sent by an ng-eNB contains the *Protected E-UTRA Resource Indication IE*, the receiving gNB should take this into account for cell-level resource coordination with the ng-eNB. The gNB shall consider the received *Protected E-UTRA Resource Indication IE* content valid until reception of a new update of the IE for the same ng-eNB.

The protected resource pattern indicated in the *Protected E-UTRA Resource Indication IE* is not valid in subframes indicated by the *Reserved Subframes IE*, as well as in the non-control region of the MBSFN subframes i.e. it is valid only in the control region therein. The size of the control region of MBSFN subframes is indicated in the *Protected E-UTRA Resource Indication IE*.

#### 8.4.1.3 Unsuccessful Operation

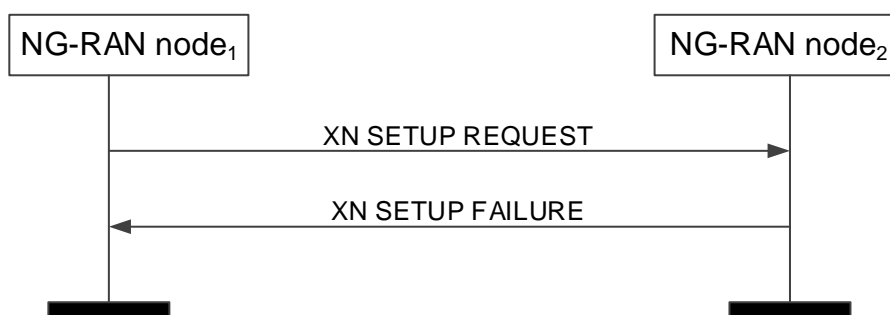


Figure 8.4.1.3-1: Xn Setup, unsuccessful operation

If the candidate NG-RAN node<sub>2</sub> cannot accept the setup it shall respond with the XN SETUP FAILURE message with appropriate cause value.

If the XN SETUP FAILURE message includes the *Time To Wait IE*, the initiating NG-RAN node<sub>1</sub> shall wait at least for the indicated time before reinitiating the Xn Setup procedure towards the same NG-RAN node<sub>2</sub>.

#### 8.4.1.4 Abnormal Conditions

If the first message received for a specific TNL association is not an XN SETUP REQUEST, XN SETUP RESPONSE, or XN SETUP FAILURE message then this shall be treated as a logical error.

If the initiating NG-RAN node<sub>1</sub> does not receive either XN SETUP RESPONSE message or XN SETUP FAILURE message, the NG-RAN node<sub>1</sub> may reinitiate the Xn Setup procedure towards the same NG-RAN node, provided that the content of the new XN SETUP REQUEST message is identical to the content of the previously unacknowledged XN SETUP REQUEST message.

If the initiating NG-RAN node<sub>1</sub> receives an XN SETUP REQUEST message from the peer entity on the same Xn interface:

- In case the NG-RAN node<sub>1</sub> answers with an XN SETUP RESPONSE message and receives a subsequent Xn SETUP FAILURE message, the NG-RAN node<sub>1</sub> shall consider the Xn interface as non operational and the procedure as unsuccessfully terminated according to sub clause 8.4.1.3.
- In case the NG-RAN node<sub>1</sub> answers with an XN SETUP FAILURE message and receives a subsequent XN SETUP RESPONSE message, the NG-RAN node<sub>1</sub> shall ignore the XN SETUP RESPONSE message and consider the Xn interface as non operational.

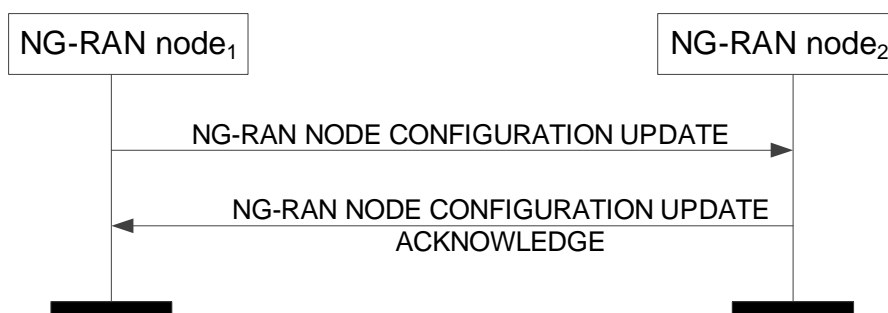
## 8.4.2 NG-RAN node Configuration Update

### 8.4.2.1 General

The purpose of the NG-RAN node Configuration Update procedure is to update application level configuration data needed for two NG-RAN nodes to interoperate correctly over the Xn-C interface.

The procedure uses non UE-associated signalling.

### 8.4.2.2 Successful Operation



**Figure 8.4.2.2-1: NG-RAN node Configuration Update, successful operation**

The NG-RAN node<sub>1</sub> initiates the procedure by sending the NG-RAN NODE CONFIGURATION UPDATE message to a peer NG-RAN node<sub>2</sub>.

If Supplementary Uplink is configured at the NG-RAN node<sub>1</sub>, the NG-RAN node<sub>1</sub> shall include in the NG-RAN NODE CONFIGURATION UPDATE message the *SUL Information IE* and the *Supported SUL band List IE* for each cell added in the *Served NR Cells To Add IE* and in the *Served NR Cells To Modify IE*.

If Supplementary Uplink is configured at the NG-RAN node<sub>2</sub>, the NG-RAN node<sub>2</sub> shall include in the NG-RAN NODE CONFIGURATION UPDATE ACKNOWLEDGE message the *SUL Information IE* and the *Supported SUL band List IE* for each cell added in the *Served NR Cells IE* if any.

If the *TAI Support List IE* is included in the NG-RAN NODE CONFIGURATION UPDATE message, the receiving node shall replace the previously provided *TAI Support List IE* by the received *TAI Support List IE*.

If the *Cell Assistance Information NR IE* is present, the NG-RAN node<sub>2</sub> may use it to generate the *Served NR Cells IE* and include the list in the NG-RAN NODE CONFIGURATION UPDATE ACKNOWLEDGE message.

Upon reception of the NG-RAN NODE CONFIGURATION UPDATE message, NG-RAN node<sub>2</sub> shall update the information for NG-RAN node<sub>1</sub> as follows:

#### Update of Served Cell Information NR:

- If *Served Cells NR To Add IE* is contained in the NG-RAN NODE CONFIGURATION UPDATE message, NG-RAN node<sub>2</sub> shall add cell information according to the information in the *Served Cell Information NR IE*.
- If *Served Cells NR To Modify IE* is contained in the NG-RAN NODE CONFIGURATION UPDATE message, NG-RAN node<sub>2</sub> shall modify information of cell indicated by *Old NR-CGI IE* according to the information in the *Served Cell Information NR IE*.
- When either served cell information or neighbour information of an existing served cell in NG-RAN node<sub>1</sub> need to be updated, the whole list of neighbouring cells, if any, shall be contained in the *Neighbour Information NR IE*. The NG-RAN node<sub>2</sub> shall overwrite the served cell information and the whole list of neighbour cell information for the affected served cell.
- If the *Deactivation Indication IE* is contained in the *Served Cells NR To Modify IE*, it indicates that the concerned cell was switched off to lower energy consumption.
- If *Served Cells NR To Delete IE* is contained in the NG-RAN NODE CONFIGURATION UPDATE message, NG-RAN node<sub>2</sub> shall delete information of cell indicated by *Old NR-CGI IE*.

**Update of Served Cell Information E-UTRA:**

- If *Served Cells E-UTRA To Add* IE is contained in the NG-RAN NODE CONFIGURATION UPDATE message, NG-RAN node<sub>2</sub> shall add cell information according to the information in the *Served Cell Information E-UTRA* IE.
- If *Served Cells E-UTRA To Modify* IE is contained in the NG-RAN NODE CONFIGURATION UPDATE message, NG-RAN node<sub>2</sub> shall modify information of cell indicated by *Old ECGI* IE according to the information in the *Served Cell Information E-UTRA* IE.
- When either served cell information or neighbour information of an existing served cell in NG-RAN node<sub>1</sub> need to be updated, the whole list of neighbouring cells, if any, shall be contained in the *Neighbour Information E-UTRA* IE. The NG-RAN node<sub>2</sub> shall overwrite the served cell information and the whole list of neighbour cell information for the affected served cell.
- If the *Deactivation Indication* IE is contained in the *Served Cells E-UTRA To Modify* IE, it indicates that the concerned cell was switched off to lower energy consumption.
- If the *Served Cells E-UTRA To Delete* IE is contained in the NG-RAN NODE CONFIGURATION UPDATE message, NG-RAN node<sub>2</sub> shall delete information of cell indicated by *Old ECGI* IE.
- If the *Protected E-UTRA Resource Indication* IE is included into the NG-RAN NODE CONFIGURATION UPDATE (inside the *Served Cell Information E-UTRA* IE), the receiving gNB should take this into account for cell-level resource coordination with the ng-eNB. The gNB shall consider the received *Protected E-UTRA Resource Indication* IE content valid until reception of a new update of the IE for the same ng-eNB. The protected resource pattern indicated in the *Protected E-UTRA Resource Indication* IE is not valid in subframes indicated by the *Reserved Subframes* IE (contained in E-UTRA - NR CELL RESOURCE COORDINATION REQUEST messages), as well as in the non-control region of the MBSFN subframes i.e. it is valid only in the control region therein. The size of the control region of MBSFN subframes is indicated in the *Protected E-UTRA Resource Indication* IE.

**Update of TNL addresses for SCTP associations:**

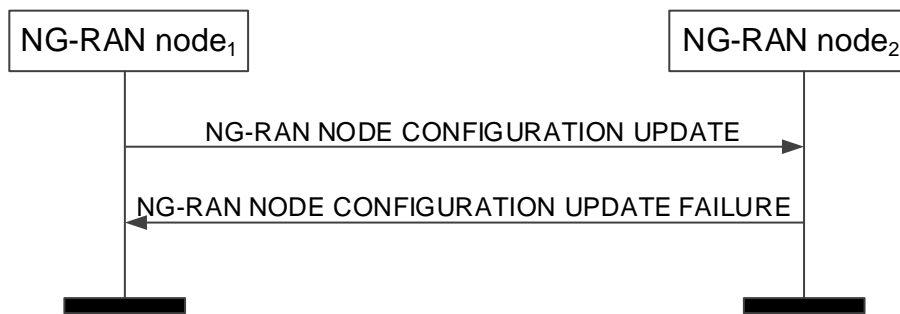
If the *TNL Association to Add List* IE is included in the NG-RAN NODE CONFIGURATION UPDATE message, the NG-RAN node<sub>2</sub> shall, if supported, use it to establish the TNL association(s) with the NG-RAN node<sub>1</sub>. The NG-RAN node<sub>2</sub> shall report to the NG-RAN node<sub>1</sub>, in the NG-RAN NODE CONFIGURATION UPDATE ACKNOWLEDGE message, the successful establishment of the TNL association(s) with the NG-RAN node<sub>1</sub> as follows:

- A list of successfully established TNL associations shall be included in the *TNL Association Setup List* IE;
- A list of TNL associations that failed to be established shall be included in the *TNL Association Failed to Setup List* IE.

If the *TNL Association to Remove List* IE is included in the NG-RAN NODE CONFIGURATION UPDATE message the NG-RAN node<sub>2</sub> shall, if supported, initiate removal of the TNL association(s) indicated by the received Transport Layer information towards the NG-RAN node<sub>1</sub>.

If the *TNL Association to Update List* IE is included in the NG-RAN NODE CONFIGURATION UPDATE message the NG-RAN node<sub>2</sub> shall, if supported, update the TNL association(s) indicated by the received Transport Layer information towards the NG-RAN node<sub>1</sub>.

### 8.4.2.3 Unsuccessful Operation



**Figure 8.4.2.3-1: NG-RAN node Configuration Update, unsuccessful operation**

If the NG-RAN node<sub>2</sub> cannot accept the update it shall respond with the NG-RAN NODE CONFIGURATION UPDATE FAILURE message and appropriate cause value.

If the NG-RAN NODE CONFIGURATION UPDATE FAILURE message includes the *Time To Wait* IE, the NG-RAN node<sub>1</sub> shall wait at least for the indicated time before reinitiating the NG-RAN Node Configuration Update procedure towards the same NG-RAN node<sub>2</sub>. Both nodes shall continue to operate the Xn with their existing configuration data.

### 8.4.2.4 Abnormal Conditions

If the NG-RAN node<sub>1</sub> after initiating NG-RAN node Configuration Update procedure receives neither NG-RAN NODE CONFIGURATION UPDATE ACKNOWLEDGE message nor NG-RAN NODE CONFIGURATION UPDATE FAILURE message, the NG-RAN node<sub>1</sub> may reinitiate the NG-RAN node Configuration Update procedure towards the same NG-RAN node<sub>2</sub>, provided that the content of the new NG-RAN NODE CONFIGURATION UPDATE message is identical to the content of the previously unacknowledged NG-RAN NODE CONFIGURATION UPDATE message.

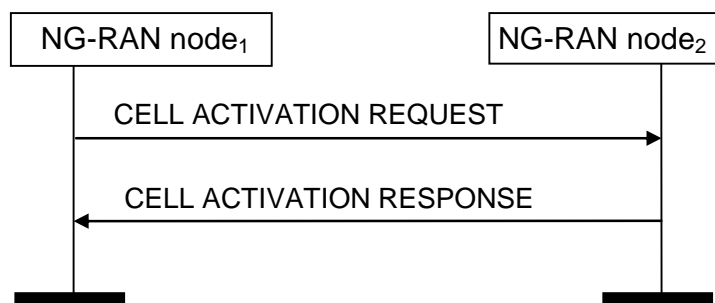
## 8.4.3 Cell Activation

### 8.4.3.1 General

The purpose of the Cell Activation procedure is to enable an NG-RAN node to request a neighbouring NG-RAN node to switch on one or more cells, previously reported as inactive due to energy saving.

The procedure uses non UE-associated signalling.

### 8.4.3.2 Successful Operation



**Figure 8.4.3.2-1: Cell Activation, successful operation**

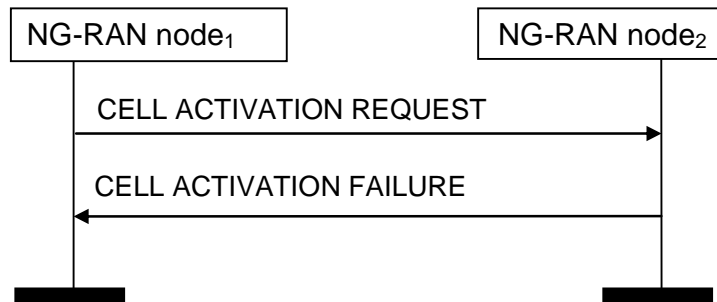
The NG-RAN node<sub>1</sub> initiates the procedure by sending the CELL ACTIVATION REQUEST message to the peer NG-RAN node<sub>2</sub>.

Upon receipt of this message, the NG-RAN node<sub>2</sub> should activate the cell/s indicated in the CELL ACTIVATION REQUEST message and shall indicate in the CELL ACTIVATION RESPONSE message for which cells the request was fulfilled.

### Interactions with NG-RAN Configuration Update procedure:

The NG-RAN node<sub>2</sub> shall not send the NG-RAN CONFIGURATION UPDATE message to the NG-RAN node<sub>1</sub> just for the reason of the cell/s indicated in the CELL ACTIVATION REQUEST message changing cell activation state, as the receipt of the CELL ACTIVATION RESPONSE message by the NG-RAN node<sub>1</sub> is used to update the information about the activation state of NG-RAN node<sub>2</sub> cells in the NG-RAN node<sub>1</sub>.

#### 8.4.3.3 Unsuccessful Operation



**Figure 8.4.3.3-1: Cell Activation, unsuccessful operation**

If the NG-RAN node<sub>2</sub> cannot activate any of the cells indicated in the CELL ACTIVATION REQUEST message, it shall respond with the CELL ACTIVATION FAILURE message with an appropriate cause value.

#### 8.4.3.4 Abnormal Conditions

Void.

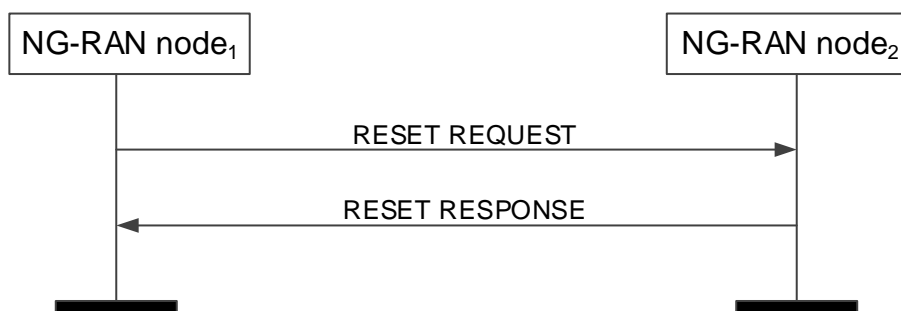
### 8.4.4 Reset

#### 8.4.4.1 General

The purpose of the Reset procedure is to align the resources in the NG-RAN node<sub>1</sub> and the NG-RAN node<sub>2</sub> in the event of an abnormal failure. The procedure either resets the Xn interface or selected UE contexts. This procedure doesn't affect the application level configuration data exchanged during, e.g., the Xn Setup procedure.

The procedure uses non UE-associated signalling.

#### 8.4.4.2 Successful Operation



**Figure 8.4.4.2-1: Reset, successful operation**

The procedure is initiated with the RESET REQUEST message sent from the NG-RAN node<sub>1</sub> to the NG-RAN node<sub>2</sub>. Upon receipt of this message,

- if the RESET REQUEST message indicates full reset the NG-RAN node<sub>2</sub> shall abort any other ongoing procedures over Xn between the NG-RAN node<sub>1</sub> and the NG-RAN node<sub>2</sub>. The NG-RAN node<sub>2</sub> shall delete all the context information related to the NG-RAN node<sub>1</sub>, except the application level configuration data exchanged

during the Xn Setup or the NG-RAN node Configuration Update procedures and release the corresponding resources. After completion of release of the resources, the NG-RAN node<sub>2</sub> shall respond with the RESET RESPONSE message.

- if the RESET REQUEST message indicates partial reset, the NG-RAN node<sub>2</sub> shall abort any other ongoing procedures only for the indicated UE associated signalling connections identified either by the *NG-RAN node1 UE XnAP ID IE* or the *NG-RAN node1 UE XnAP ID IE* or both, for which the NG-RAN node<sub>2</sub> shall delete all the context information related to the NG-RAN node<sub>1</sub> and release the corresponding resources. After completion of release of the resources, the NG-RAN node<sub>2</sub> shall respond with the RESET RESPONSE message indicating the UE contexts admitted to be released. The NG-RAN node<sub>2</sub> receiving the request for partial reset does not need to wait for the release or reconfiguration of radio resources to be completed before returning the RESET RESPONSE message. The NG-RAN node<sub>2</sub> receiving the request for partial reset shall include in the RESET RESPONSE message, for each UE association to be released, the same list of UE-associated logical Xn-connections over Xn. The list shall be in the same order as received in the RESET REQUEST message and shall include also unknown UE-associated logical Xn-connections.

#### Interactions with other procedures:

If the RESET REQUEST message indicates full reset, the NG-RAN node<sub>2</sub> shall abort any other ongoing procedure (except for a Reset procedures).

If the RESET REQUEST message indicates partial reset, the NG-RAN node<sub>2</sub> shall abort any other ongoing procedure (except for a Reset procedures) on the same Xn interface related to a UE associated signalling connection indicated in the RESET REQUEST message.

#### 8.4.4.3 Unsuccessful Operation

Void.

#### 8.4.4.4 Abnormal Conditions

If the RESET REQUEST message is received, any other ongoing procedure (except another Reset procedure) on the same Xn interface shall be aborted.

If the Reset procedure is ongoing and the responding node receives the RESET REQUEST message from the peer entity on the same Xn interface, it shall respond with the RESET RESPONSE message as specified in 8.4.4.2.

If the initiating node does not receive the RESET RESPONSE message, the initiating node may reinitiate the Reset procedure towards the same NG-RAN node, provided that the content of the new RESET REQUEST message is identical to the content of the previously unacknowledged RESET REQUEST message.

### 8.4.5 Error Indication


#### 8.4.5.1 General

The Error Indication procedure is initiated by an NG-RAN node to report detected errors in one incoming message, provided they cannot be reported by an appropriate failure message.

If the error situation arises due to reception of a message utilising UE associated signalling, then the Error Indication procedure uses UE-associated signalling. Otherwise the procedure uses non UE-associated signalling.



### 8.4.5.2 Successful Operation



**Figure 8.4.5.2-1: Error Indication, successful operation.**

When the conditions defined in clause 10 are fulfilled, the Error Indication procedure is initiated by the ERROR INDICATION message sent from the node detecting the error situation.

The ERROR INDICATION message shall contain at least either the *Cause IE* or the *Criticality Diagnostics IE*.

In case the Error Indication procedure is triggered by UE associated signalling, in the course of handover signalling and signalling for dual connectivity, the *Old NG-RAN node UE XnAP ID IE* and the *New NG-RAN node UE XnAP ID IE* shall be included in the ERROR INDICATION message. If any of the *Old NG-RAN node UE XnAP ID IE* and the *New NG-RAN node UE XnAP ID IE* is not correct, the cause shall be set to an appropriate value.

### 8.4.5.3 Unsuccessful Operation

Not applicable.

### 8.4.5.4 Abnormal Conditions

Void.

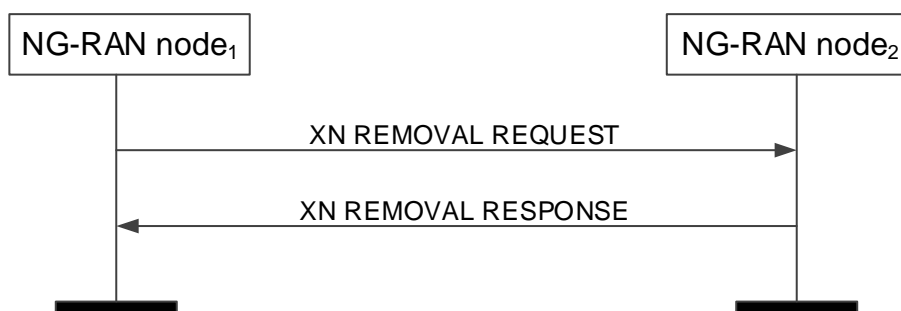
## 8.4.6 Xn Removal

### 8.4.6.1 General

The purpose of the Xn Removal procedure is to remove the signaling connection between two NG-RAN nodes in a controlled manner. If successful, this procedure erases any existing application level configuration data in the two nodes.

The procedure uses non UE-associated signaling.

### 8.4.6.2 Successful Operation



**Figure 8.4.6.2-1: Xn Removal, successful operation**

An NG-RAN node<sub>1</sub> initiates the procedure by sending the XN REMOVAL REQUEST message to a candidate NG-RAN node<sub>2</sub>. Upon reception of the XN REMOVAL REQUEST message the candidate NG-RAN node<sub>2</sub> shall reply with

the XN REMOVAL RESPONSE message. After receiving the XN REMOVAL RESPONSE message, the initiating NG-RAN node<sub>1</sub> shall initiate removal of the TNL association towards NG-RAN node<sub>2</sub> and may remove all resources associated with that signaling connection. The candidate NG-RAN node<sub>2</sub> may then remove all resources associated with that signaling connection.

If the *Xn Removal Threshold* IE is included in the XN REMOVAL REQUEST message, the candidate NG-RAN node<sub>2</sub> shall, if supported, accept to remove the signalling connection with NG-RAN node<sub>1</sub> if the Xn Benefit Value of the signalling connection determined at the candidate NG-RAN node<sub>2</sub> is lower than the value of the *Xn Removal Threshold* IE.

#### 8.4.6.3 Unsuccessful Operation

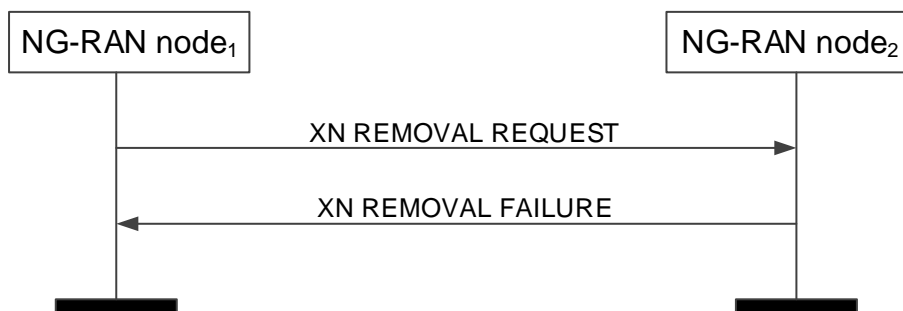


Figure 8.4.6.3-1: Xn Removal, unsuccessful operation

If the candidate NG-RAN node<sub>2</sub> cannot accept to remove the signalling connection with NG-RAN node<sub>1</sub> it shall respond with an XN REMOVAL FAILURE message with an appropriate cause value.

#### 8.4.6.4 Abnormal Conditions

Void.

---

## 9 Elements for XnAP Communication

### 9.0 General

Sub clauses 9.1 and 9.2 describe the structure of the messages and information elements required for the XnAP protocol in tabular format. Sub clause 9.3 provides the corresponding ASN.1 definition.

The following attributes are used for the tabular description of the messages and information elements: Presence, Range Criticality and Assigned Criticality. Their definition and use can be found in TS 38.413 [5].

NOTE: The messages have been defined in accordance to the guidelines specified in TR 25.921 [6].

### 9.1 Message Functional Definition and Content

#### 9.1.1 Messages for Basic Mobility Procedures

##### 9.1.1.1 HANDOVER REQUEST

This message is sent by the source NG-RAN node to the target NG-RAN node to request the preparation of resources for a handover.

Direction: source NG-RAN node → target NG-RAN node.

IE/Group Name	Presence	Range	IE type and reference	Semantics description	Criticality	Assigned Criticality
Message Type	M		9.2.3.1		YES	reject
Source NG-RAN node UE XnAP ID reference	M		NG-RAN node UE XnAP ID 9.2.3.16	Allocated at the source NG-RAN node	YES	reject
Cause	M		9.2.3.2		YES	reject
Target Cell Global ID	M		9.2.3.25	Includes either an E-UTRA CGI or an NR CGI	YES	reject
GUAMI	M		9.2.3.24		YES	reject
<b>UE Context Information</b>		1			YES	reject
>NG-C UE associated Signalling reference	M		AMF UE NGAP ID 9.2.3.26	Allocated at the AMF on the source NG-C connection.	–	
>Signalling TNL association address at source NG-C side	M		CP Transport Layer Information 9.2.3.31	This IE indicates the AMF's IP address of the SCTP association used at the source NG-C interface instance.	–	
>UE Security Capabilities	M		9.2.3.49		–	
>AS Security Information	M		9.2.3.50		–	
>Index to RAT/Frequency Selection Priority	O		9.2.3.23		–	
>UE Aggregate Maximum Bit Rate	M		9.2.3.17		–	
>PDU Session Resources To Be Setup List		1	9.2.1.1	Similar to NG-C signalling, containing UL tunnel information per PDU Session Resource; and in addition, the source side QoS flow ↔ DRB mapping	–	
>RRC Context	M		OCTET STRING	Either includes the <i>HandoverPreparationInformation</i> message as defined in subclause 10.2.2. of TS 36.331 [14], if the target NG-RAN node is an ng-eNB, or the <i>HandoverPreparationInformation</i> message as defined in subclause 11.2.2 of TS 38.331 [10], if the target NG-RAN node is a gNB.	–	
>Location Reporting Information	O		9.2.3.47	Includes the necessary parameters for location reporting.	–	
>Mobility Restriction List	O		9.2.3.53		–	
Trace Activation	O		9.2.3.55		YES	ignore
Masked IMEISV	O		9.2.3.32		YES	ignore
UE History Information	M		9.2.3.64		YES	ignore
<b>UE Context Reference at the S-NG-RAN node</b>	O				YES	ignore

>Global NG-RAN Node ID	M		9.2.2.3		–	
>S-NG-RAN node UE XnAP ID	M		NG-RAN node UE XnAP ID 9.2.3.16		–	

### 9.1.1.2 HANDOVER REQUEST ACKNOWLEDGE

This message is sent by the target NG-RAN node to inform the source NG-RAN node about the prepared resources at the target.

Direction: target NG-RAN node → source NG-RAN node.

IE/Group Name	Presence	Range	IE type and reference	Semantics description	Criticality	Assigned Criticality
Message Type	M		9.2.3.1		YES	reject
Source NG-RAN node UE XnAP ID	M		NG-RAN node UE XnAP ID 9.2.3.16	Allocated at the source NG-RAN node	YES	ignore
Target NG-RAN node UE XnAP ID	M		NG-RAN node UE XnAP ID 9.2.3.16	Allocated at the target NG-RAN node	YES	ignore
PDU Session Resources Admitted List	M		9.2.1.2		YES	ignore
PDU Session Resources Not Admitted List	O		9.2.1.3		YES	ignore
Target NG-RAN node To Source NG-RAN node Transparent Container	M		OCTET STRING	Either includes the <i>HandoverCommand</i> message as defined in subclause 10.2.2 of TS 36.331 [14], if the target NG-RAN node is an ng-eNB, or the <i>HandoverCommand</i> message as defined in subclause 11.2.2 of TS 38.331 [10], if the target NG-RAN node is a gNB.	YES	ignore
UE Context Kept Indicator	O		9.2.3.68		YES	ignore
Criticality Diagnostics	O		9.2.3.3		YES	ignore

### 9.1.1.3 HANDOVER PREPARATION FAILURE

This message is sent by the target NG-RAN node to inform the source NG-RAN node that the Handover Preparation has failed.

Direction: target NG-RAN node → source NG-RAN node.

IE/Group Name	Presence	Range	IE type and reference	Semantics description	Criticality	Assigned Criticality
Message Type	M		9.2.3.1		YES	reject
Source NG-RAN node UE XnAP ID	M		NG-RAN node UE XnAP ID 9.2.3.16	Allocated at the source NG-RAN node	YES	ignore
Cause	M		9.2.3.2		YES	ignore
Criticality Diagnostics	O		9.2.3.3		YES	ignore

### 9.1.1.4 SN STATUS TRANSFER

This message is sent by the source NG-RAN node to the target NG-RAN node to transfer the uplink/downlink PDCP SN and HFN status during a handover or for dual connectivity.

Direction: source NG-RAN node → target NG-RAN node(handover),  
 NG-RAN node from which the DRB context is transferred → NG-RAN node to which the DRB context is transferred (dual connectivity).

IE/Group Name	Presence	Range	IE type and reference	Semantics description	Criticality	Assigned Criticality
Message Type	M		9.2.3.1		YES	ignore
Source NG-RAN node UE XnAP ID	M		NG-RAN node UE XnAP ID 9.2.3.16	Allocated for handover at the source NG-RAN node and for dual connectivity at the NG-RAN node from which the DRB context is transferred.	YES	reject
Target NG-RAN node UE XnAP ID	M		NG-RAN node UE XnAP ID 9.2.3.16	Allocated for handover at the target NG-RAN node and for dual connectivity at the NG-RAN node to which the DRB context is transferred.	YES	reject
DRBs Subject To Status Transfer List	M		9.2.1.14		YES	ignore

### 9.1.1.5 UE CONTEXT RELEASE

This message is sent by the target NG-RAN node to the source NG-RAN node to indicate that resources can be released.

Direction: target NG-RAN node → source NG-RAN node, M-NG-RAN node → S-NG-RAN node.

IE/Group Name	Presence	Range	IE type and reference	Semantics description	Criticality	Assigned Criticality
Message Type	M		9.2.3.1		YES	reject
Source NG-RAN node UE XnAP ID	M		NG-RAN node UE XnAP ID 9.2.3.16	Allocated for handover at the source NG-RAN node or for dual connectivity at the S-NG-RAN node.	YES	reject
Target NG-RAN node UE XnAP ID	M		NG-RAN node UE XnAP ID 9.2.3.16	Allocated for handover at the target NG-RAN node or for dual connectivity at the M-NG-RAN node.	YES	reject

### 9.1.1.6 HANDOVER CANCEL

This message is sent by the source NG-RAN node to the target NG-RAN node to cancel an ongoing handover.

Direction: source NG-RAN node → target NG-RAN node.

IE/Group Name	Presence	Range	IE type and reference	Semantics description	Criticality	Assigned Criticality
Message Type	M		9.2.3.1		YES	ignore
Source NG-RAN node UE XnAP ID	M		NG-RAN node UE XnAP ID 9.2.3.16	Allocated at the source NG-RAN node.	YES	reject
Target NG-RAN node UE XnAP ID	O		NG-RAN node UE XnAP ID 9.2.3.16	Allocated at the target NG-RAN node.	YES	ignore
Cause	M		9.2.3.2		YES	ignore

### 9.1.1.7 RAN PAGING

This message is sent by the NG-RAN node<sub>1</sub> to NG-RAN node<sub>2</sub> to page a UE.

Direction: NG-RAN node<sub>1</sub> → NG-RAN node<sub>2</sub>.

IE/Group Name	Presence	Range	IE type and reference	Semantics description	Criticality	Assigned Criticality
Message Type	M		9.2.3.1		YES	reject
CHOICE UE Identity Index Value	M				YES	reject
>Length-10						
>>Index Length-10	M		BIT STRING (SIZE(10))	Coded as specified in TS 38.304 [33] and TS 36.304 [34].	–	
UE RAN Paging Identity	M		9.2.3.43		YES	ignore
Paging DRX	M		9.2.3.66		YES	ignore
RAN Paging Area	M		9.2.3.38		YES	reject
Paging Priority	O		9.2.3.44		YES	ignore
Assistance Data for RAN Paging	O		9.2.3.41		YES	ignore

### 9.1.1.8 RETRIEVE UE CONTEXT REQUEST

This message is sent by the new NG-RAN node to request the old NG-RAN node to transfer the UE Context to the new NG-RAN.

Direction: new NG-RAN node → old NG-RAN node.

IE/Group Name	Presence	Range	IE type and reference	Semantics description	Criticality	Assigned Criticality
Message Type	M		9.2.3.1		YES	reject
New NG-RAN node UE XnAP ID reference	M		NG-RAN node UE XnAP ID 9.2.3.16	Allocated at the new NG-RAN node	YES	reject
UE Context ID	M		9.2.3.40		YES	reject
Integrity protection	M		BIT STRING (SIZE (16))	<p><b>RRC Resume:</b>  <i>ResumeMAC-I</i> either contained in the <i>RRC ResumeRequest</i> or the <i>RRCResumeRequest1</i> message as defined in TS 38.331 [10])  or the <i>ShortResumeMAC-I</i> in the <i>RRCCConnection ResumeRequest</i> message as defined in TS 36.331 [14])</p> <p><b>RRC Reestablishment:</b>  <i>ShortMAC-I</i> contained in the <i>RRCReestablishmentRequest</i> as defined in TS 38.331 [10])  or the <i>ShortMAC-I</i> in the <i>RRCCConnection ReestablishmentRequest</i> message as defined in TS 36.331 [14]).</p>	YES	reject
New Cell Identifier	M		NG-RAN Cell Identity 9.2.2.9	<p><b>RRC Resume:</b>  Corresponds to the <i>targetCellIdentity</i> within the <i>VarResumeMAC-Input</i> as specified in TS 38.331 [10] or the <i>cellIdentity</i> within the <i>VarShortINACTIVE-MAC-Input</i> as specified in TS 36.331 [14].</p> <p><b>RRC Reestablishment:</b>  Corresponds to the <i>targetCellIdentity</i> within the <i>VarShortMAC-Input</i> as specified in TS 38.331 [10] or the <i>cellIdentity</i> within the <i>VarShortMAC-Input</i> as specified in TS 36.331 [14].</p>	YES	reject
RRC Resume Cause	O		9.2.3.61	In case of RNA Update, contains the cause value provided by the UE in the <i>RRC ResumeRequest</i> or the <i>RRCResumeRequest</i> message, as defined in TS 38.331 [10], or in the <i>RRCCConnection ResumeRequest</i> message, as defined in TS 36.331 [14].	YES	ignore

### 9.1.1.9 RETRIEVE UE CONTEXT RESPONSE

This message is sent by the old NG-RAN node to transfer the UE context to the new NG-RAN node.

Direction: old NG-RAN node → new NG-RAN node.

IE/Group Name	Presence	Range	IE type and reference	Semantics description	Criticality	Assigned Criticality
Message Type	M		9.2.3.1		YES	reject
New NG-RAN node UE XnAP ID reference	M		NG-RAN node UE XnAP ID 9.2.3.16	Allocated at the new NG-RAN node	YES	ignore
Old NG-RAN node UE XnAP ID reference	M		NG-RAN node UE XnAP ID 9.2.3.16	Allocated at the old NG-RAN node	YES	ignore
GUAMI	M		9.2.3.24		YES	reject
UE Context Information Retrieve UE Context Response	M		9.2.1.13		YES	reject
Trace Activation	O		9.2.3.55		YES	ignore
Masked IMEISV	O		9.2.3.32		YES	ignore
Location Reporting Information	O		9.2.3.47	Includes the necessary parameters for location reporting.	YES	ignore
Criticality Diagnostics	O		9.2.3.3		YES	ignore

### 9.1.1.10 RETRIEVE UE CONTEXT FAILURE

This message is sent by the old NG-RAN node to inform the new NG-RAN node that the Retrieve UE Context procedure has failed.

Direction: old NG-RAN node → new NG-RAN node.

IE/Group Name	Presence	Range	IE type and reference	Semantics description	Criticality	Assigned Criticality
Message Type	M		9.2.3.1		YES	reject
New NG-RAN node UE XnAP ID reference	M		NG-RAN node UE XnAP ID 9.2.3.16	Allocated at the new NG-RAN node	YES	ignore
Old NG-RAN node To New NG-RAN node Resume Container	O		OCTET STRING	Includes either the <i>RRCRelease</i> message as defined in TS 38.331 [10], or the <i>RRCConnectionRelease</i> message as defined in TS 36.331 [14], encapsulated in a PDCP-C PDU.	YES	ignore
Cause	M		9.2.3.2		YES	ignore
Criticality Diagnostics	O		9.2.3.3		YES	ignore

### 9.1.1.11 XN-U ADDRESS INDICATION

This message is either sent by the new NG-RAN node to transfer data forwarding information to the old NG-RAN node, or by the M-NG-RAN node to provide either data forwarding or Xn-U bearer address information for SN terminated bearers to the S-NG-RAN node.

Direction: new NG-RAN node → old NG-RAN node, M-NG-RAN node → S-NG-RAN node.



IE/Group Name	Presence	Range	IE type and reference	Semantics description	Criticality	Assigned Criticality
Message Type	M		9.2.3.1		YES	reject
New NG-RAN node UE XnAP ID reference	M		NG-RAN node UE XnAP ID 9.2.3.16	Allocated at the new NG-RAN node	YES	ignore
Old NG-RAN node UE XnAP ID reference	M		NG-RAN node UE XnAP ID 9.2.3.16	Allocated at the old NG-RAN node	YES	ignore
<b>Xn-U Address Information per PDU Session Resources List</b>		1			YES	reject
<b>&gt;Xn-U Address Information per PDU Session Resources Item</b>		1..<maxnoofPDU Sessions>			–	
>>PDU Session ID	M		9.2.3.18		–	
>>DL Forwarding Info from target NG-RAN node	O		Data Forwarding Info from target NG-RAN node 9.2.1.16		–	
>>Secondary Data Forwarding Info from target NG-RAN node List	O		9.2.1.31	This IE would be present only when the target M-NG-RAN node decide to split a PDU session between MN and SN	YES	ignore
>>PDU Session Resource Setup Complete Info – SN terminated	O		9.2.1.30		–	

Range bound	Explanation
maxnoofPDU Sessions	Maximum no. of PDU sessions. Value is 256

## 9.1.2 Messages for Dual Connectivity Procedures

### 9.1.2.1 S-NODE ADDITION REQUEST

This message is sent by the M-NG-RAN node to the S-NG-RAN node to request the preparation of resources for dual connectivity operation for a specific UE.

Direction: M-NG-RAN node → S-NG-RAN node.

IE/Group Name	Presence	Range	IE type and reference	Semantics description	Criticality	Assigned Criticality
Message Type	M		9.2.3.1		YES	reject
M-NG-RAN node UE XnAP ID	M		NG-RAN node UE XnAP ID 9.2.3.16	Allocated at the M-NG-RAN node	YES	reject
UE Security Capabilities	M		9.2.3.49		YES	reject
S-NG-RAN node Security Key	M		9.2.3.51		YES	reject
S-NG-RAN node UE Aggregate Maximum Bit Rate	M		UE Aggregate Maximum Bit Rate 9.2.3.17	The UE Aggregate Maximum Bit Rate is split into M-NG-RAN node UE Aggregate Maximum Bit Rate and S-NG-RAN node UE Aggregate Maximum Bit Rate which are enforced by M-NG-RAN node and S-NG-RAN node respectively.	YES	reject
Selected PLMN	O		PLMN Identity 9.2.2.4	The selected PLMN of the SCG in the S-NG-RAN node.	YES	ignore
Mobility Restriction List	O		9.2.3.53		YES	ignore
Index to RAT/Frequency Selection Priority	O		9.2.3.23		YES	reject
<b>PDU Session Resources To Be Added List</b>		1			YES	reject
<b>&gt;PDU Session Resources To Be Added Item</b>		1 .. <maxnoof PDUSessions>		NOTE: If neither the <i>PDU Session Resource Setup Info – SN terminated IE</i> nor the <i>PDU Session Resource Setup Info – MN terminated IE</i> is present in a <i>PDU Session Resources To Be Added Item IE</i> , abnormal conditions as specified in clause 8.3.1.4 apply.	–	
>>PDU Session ID	M		9.2.3.18		–	
>>S-NSSAI	M		9.2.3.21		–	
>>S-NG-RAN node PDU Session Aggregate Maximum Bit Rate	O		PDU Session Aggregate Maximum Bit Rate 9.2.3.69		–	
>>PDU Session Resource Setup Info – SN terminated	O		9.2.1.5		–	
>>PDU Session Resource Setup Info – MN terminated	O		9.2.1.7		–	
M-NG-RAN node to S-NG-RAN node Container	M		OCTET STRING	Includes the <i>CG-ConfigInfo</i> message as defined in subclause 11.2.2 of TS 38.331 [10]	YES	reject
S-NG-RAN node UE XnAP ID	O		NG-RAN node UE XnAP ID 9.2.3.16	Allocated at the S-NG-RAN node	YES	reject
Expected UE Behaviour	O		9.2.3.81		YES	ignore

Requested Split SRBs	O		ENUMERATED (srb1, srb2, srb1&2, ...)	Indicates that resources for Split SRBs are requested.	YES	reject
PCell ID	O		Global NG-RAN Cell Identity 9.2.2.27		YES	reject
Desired Activity Notification Level	O		9.2.3.77		YES	ignore
Available DRB IDs	C- ifSNterminated		DRB List 9.2.1.29	Indicates the list of DRB IDs that the S-NG-RAN node may use for SN-terminated bearers.	YES	reject
S-NG-RAN node Maximum Integrity Protected Data Rate Uplink	O		Bit Rate 9.2.3.4	The S-NG-RAN node UE Aggregate Maximum Bit Rate Uplink is a portion of the UE's Maximum Integrity Protected Data Rate in the Uplink, which is enforced by the S-NG-RAN node for the UE's SN terminated PDU sessions. If the <i>S-NG-RAN node Maximum Integrity Protected Data Rate Downlink</i> IE is not present, this IE applies to both UL and DL.	YES	reject
S-NG-RAN node Maximum Integrity Protected Data Rate Downlink	O		Bit Rate 9.2.3.4	The S-NG-RAN node UE Aggregate Maximum Bit Rate Downlink is a portion of the UE's Maximum Integrity Protected Data Rate in the Downlink, which is enforced by the S-NG-RAN node for the UE's SN terminated PDU sessions.	YES	reject
Location Information at S-NODE reporting	O		ENUMERATED (pscell, ...)	Indicates that the user's Location Information at S-NODE is to be provided.	YES	ignore
MR-DC Resource Coordination Information	O		9.2.2.33	Information used to coordinate resource utilisation between M-NG-RAN node and S-NG-RAN node.	YES	ignore
Masked IMEISV	O		9.2.3.32		YES	ignore

Range bound	Explanation
maxnoofPDUSessions	Maximum no. of PDU sessions. Value is 256

Condition	Explanation
ifSNterminated	This IE shall be present if there is at least one <i>PDU Session Resource Setup Info – SN terminated</i> in the <i>PDU Session Resources To Be Added List</i> IE.

### 9.1.2.2 S-NODE ADDITION REQUEST ACKNOWLEDGE

This message is sent by the S-NG-RAN node to confirm the M-NG-RAN node about the S-NG-RAN node addition preparation.

Direction: S-NG-RAN node → M-NG-RAN node.

IE/Group Name	Presence	Range	IE type and reference	Semantics description	Criticality	Assigned Criticality
Message Type	M		9.2.3.1		YES	reject
M-NG-RAN node UE XnAP ID	M		NG-RAN node UE XnAP ID 9.2.3.16	Allocated at the M-NG-RAN node	YES	reject
S-NG-RAN node UE XnAP ID	M		NG-RAN node UE XnAP ID 9.2.3.16	Allocated at the S-NG-RAN node	YES	reject
<b>PDU Session Resources Admitted To Be Added List</b>		1			YES	ignore
<b>&gt;PDU Session Resources Admitted To Be Added Item</b>		1 .. <maxnoofPDU Sessions>		NOTE: If neither the <i>PDU Session Resource Setup Response Info – SN terminated</i> IE nor the <i>PDU Session Resource Setup Response Info – MN terminated</i> IE is present in a <i>PDU Session Resources Admitted to be Added Item</i> IE, abnormal conditions as specified in clause 8.3.1.4 apply.	–	
>>PDU Session ID	M		9.2.3.18		–	
>>PDU Session Resource Setup Response Info – SN terminated	O		9.2.1.6		–	
>>PDU Session Resource Setup Response Info – MN terminated	O		9.2.1.8		–	
<b>PDU Session Resources Not Admitted List</b>	O				YES	ignore
>PDU Session Resources Not Admitted List – SN terminated	O		PDU Session Resources Not Admitted List 9.2.1.3	A value for <i>PDU Session ID</i> shall only be present once in <i>PDU Session Resources Admitted List</i> IE and in <i>PDU Session Resources Not Admitted List</i> IE.	–	
>PDU Session Resources Not Admitted List – MN terminated	O		PDU Session Resources Not Admitted List 9.2.1.3	A value for <i>PDU Session ID</i> shall only be present once in <i>PDU Session Resources Admitted List</i> IE and in <i>PDU Session Resources Not Admitted List</i> IE.	–	
S-NG-RAN node to M-NG-RAN node Container	M		OCTET STRING	Includes the <i>CG-Config</i> message as defined in subclause 11.2.2 of TS 38.331 [10].	YES	reject
Admitted Split SRBs	O		ENUMERATE D (srb1, srb2, srb1&2, ...)	Indicates admitted SRBs	YES	reject
RRC Config Indication	O		9.2.3.72		YES	reject
Criticality Diagnostics	O		9.2.3.3		YES	ignore

Location Information at S-NODE	O		Target Cell Global ID 9.2.3.25	Contains information to support localisation of the UE	YES	ignore
MR-DC Resource Coordination Information	O		9.2.2.33	Information used to coordinate resource utilisation between M-NG-RAN node and S-NG-RAN node.	YES	ignore

Range bound	Explanation
maxnoofPDUSessions	Maximum no. of PDU sessions. Value is 256

### 9.1.2.3 S-NODE ADDITION REQUEST REJECT

This message is sent by the S-NG-RAN node to inform the M-NG-RAN node that the S-NG-RAN node Addition Preparation has failed.

Direction: S-NG-RAN node → M-NG-RAN node.

IE/Group Name	Presence	Range	IE type and reference	Semantics description	Criticality	Assigned Criticality
Message Type	M		9.2.3.1		YES	reject
M-NG-RAN node UE XnAP ID	M		NG-RAN node UE XnAP ID 9.2.3.16	Allocated at the M-NG-RAN node	YES	reject
S-NG-RAN node UE XnAP ID	M		NG-RAN node UE XnAP ID 9.2.3.16	Allocated at the S-NG-RAN node	YES	reject
Cause	M		9.2.3.2		YES	ignore
Criticality Diagnostics	O		9.2.3.3		YES	ignore

### 9.1.2.4 S-NODE RECONFIGURATION COMPLETE

This message is sent by the M-NG-RAN node to the S-NG-RAN node to indicate whether the configuration requested by the S-NG-RAN node was applied by the UE.

Direction: M-NG-RAN node → S-NG-RAN node.

IE/Group Name	Presence	Range	IE type and reference	Semantics description	Criticality	Assigned Criticality
Message Type	M		9.2.3.1		YES	reject
M-NG-RAN node UE XnAP ID	M		NG-RAN node UE XnAP ID 9.2.3.16	Allocated at the M-NG-RAN node	YES	reject
S-NG-RAN node UE XnAP ID	M		NG-RAN node UE XnAP ID 9.2.3.16	Allocated at the S-NG-RAN node	YES	reject
<b>Response Information</b>	M				YES	ignore
>CHOICE <i>Response Type</i>	M				–	
>> <i>Configuration successfully applied</i>					–	
>>>M-NG-RAN node to S-NG-RAN node Container	O		OCTET STRING	Includes the <i>RRCReconfigurationComplete</i> message as defined in subclause 6.2.2 of TS 38.331 [10] or the <i>RRCConnectionReconfigurationComplete</i> message as defined in subclause 6.2.2 of TS 36.331 [14].	–	
>> <i>Configuration rejected by the M-NG-RAN node</i>					–	
>>>Cause	M		9.2.3.2		–	
>>>M-NG-RAN node to S-NG-RAN node Container	O		OCTET STRING	Includes the <i>CG-ConfigInfo</i> message as defined in as defined in subclause 11.2.2 of TS 38.331 [10].	–	

### 9.1.2.5 S-NODE MODIFICATION REQUEST

This message is sent by the M-NG-RAN node to the S-NG-RAN node to either request the preparation to modify S-NG-RAN node resources for a specific UE, or to query for the current SCG configuration, or to provide the S-RLF-related information to the S-NG-RAN node.

Direction: M-NG-RAN node → S-NG-RAN node.

IE/Group Name	Presence	Range	IE type and reference	Semantics description	Criticality	Assigned Criticality
Message Type	M		9.2.3.1		YES	reject
M-NG-RAN node UE XnAP ID	M		NG-RAN node UE XnAP ID 9.2.3.16	Allocated at the M-NG-RAN node	YES	reject
S-NG-RAN node UE XnAP ID	M		NG-RAN node UE XnAP ID 9.2.3.16	Allocated at the S-NG-RAN node	YES	reject
Cause	M		9.2.3.2		YES	ignore
PDCP Change Indication	O		9.2.3.74		YES	ignore
Selected PLMN	O		PLMN Identity 9.2.2.4	The selected PLMN of the SCG in the S-NG-RAN node.	YES	ignore
Mobility Restriction List	O		9.2.3.53		YES	ignore
SCG Configuration Query	O		9.2.3.27		YES	ignore
<b>UE Context Information</b>		<i>0..1</i>			YES	reject
>UE Security Capabilities	O		9.2.3.49		–	
>S-NG-RAN node Security Key	O		9.2.3.51		–	
>S-NG-RAN node UE Aggregate Maximum Bit Rate	O		UE Aggregate Maximum Bit Rate 9.2.3.17		–	
>Index to RAT/Frequency Selection Priority	O		9.2.3.23		–	
>Lower Layer presence status change	O		9.2.3.60		–	
<b>&gt;PDU Session Resources To Be Added List</b>		<i>0..1</i>			–	
<b>&gt;&gt;PDU Session Resources To Be Added Item</b>		<i>1..&lt;maxnof PDU Sessions&gt;</i>		NOTE: If neither the <i>PDU Session Resource Setup Info – SN terminated</i> IE nor the <i>PDU Session Resource Setup Info – MN terminated</i> IE is present in a <i>PDU Session Resources To Be Added Item</i> IE, abnormal conditions as specified in clause 8.3.3.4 apply.	–	
>>>S-NSSAI	O		9.2.3.21		YES	reject
>>>PDU Session ID	M		9.2.3.18		–	
>>>S-NSSAI	M		9.2.3.21		–	
>>>S-NG-RAN node PDU Session Aggregate Maximum Bit Rate	O		PDU Session Aggregate Maximum Bit Rate 9.2.3.69		–	
>>>PDU Session Resource Setup Info – SN terminated	O		9.2.1.5		–	
>>>PDU Session Resource Setup Info – MN terminated	O		9.2.1.7		–	
<b>&gt;PDU Session Resources To Be Modified List</b>		<i>0..1</i>			–	



>>PDU Session Resources To Be Modified Item		1 .. <maxnoof PDU Sess ions>		NOTE: If neither the <i>PDU Session Resource Modification Info – SN terminated</i> IE nor the <i>PDU Session Resource Modification Info – MN terminated</i> IE is present in a <i>PDU Session Resources To Be Modified Item</i> IE, abnormal conditions as specified in clause 8.3.3.4 apply.	–	
>>>PDU Session ID	M		9.2.3.18		–	
>>>S-NG-RAN node PDU Session Aggregate Maximum Bit Rate	O		PDU Session Aggregate Maximum Bit Rate 9.2.3.69		–	
>>>PDU Session Resource Modification Info – SN terminated	O		9.2.1.9		–	
>>>PDU Session Resource Modification Info – MN terminated	O		9.2.1.11		–	
>PDU Session Resources To Be Released List	O		PDU session List with Cause 9.2.1.26		–	
M-NG-RAN node to S-NG-RAN node Container	O		OCTET STRING	Includes the <i>CG-ConfigInfo</i> message as defined in subclause 11.2.2. of TS 38.331 [10].	YES	ignore
Requested Split SRBs	O		ENUMERATED (srb1, srb2, srb1&2, ...)	Indicates that resources for Split SRBs are requested.	YES	ignore
Requested Split SRBs release	O		ENUMERATED (srb1, srb2, srb1&2, ...)	Indicates that resources for Split SRBs are requested to be released.	YES	ignore
Desired Activity Notification Level	O		9.2.3.77		YES	ignore
Additional DRB IDs	O		DRB List 9.2.1.29	Indicates additional list of DRB IDs that the S-NG-RAN node may use for SN-terminated bearers.	YES	reject
S-NG-RAN node Maximum Integrity Protected Data Rate Uplink	O		Bit Rate 9.2.3.4	The S-NG-RAN node UE Aggregate Maximum Bit Rate Uplink is a portion of the UE's Maximum Integrity Protected Data Rate in the Uplink, which is enforced by the S-NG-RAN node for the UE's SN terminated PDU sessions. If the <i>S-NG-RAN node Maximum Integrity Protected Data Rate Downlink</i> IE is not present, this IE applies to both UL and DL..	YES	reject

S-NG-RAN node Maximum Integrity Protected Data Rate Downlink	O		Bit Rate 9.2.3.4	The S-NG-RAN node UE Aggregate Maximum Bit Rate Downlink is a portion of the UE's Maximum Integrity Protected Data Rate in the Downlink, which is enforced by the S-NG-RAN node for the UE's SN terminated PDU sessions.	YES	reject
Location Information at S-NODE reporting	O		ENUMERATED (pscell, ...)	Indicates that the user's Location Information at S-NODE is to be provided.	YES	ignore
MR-DC Resource Coordination Information	O		9.2.2.33	Information used to coordinate resource utilisation between M-NG-RAN node and S-NG-RAN node.	YES	ignore

Range bound	Explanation
maxnoofPDUSessions	Maximum no. of PDU sessions. Value is 256

### 9.1.2.6 S-NODE MODIFICATION REQUEST ACKNOWLEDGE

This message is sent by the S-NG-RAN node to confirm the M-NG-RAN node's request to modify the S-NG-RAN node resources for a specific UE.

Direction: S-NG-RAN node → M-NG-RAN node.

IE/Group Name	Presence	Range	IE type and reference	Semantics description	Criticality	Assigned Criticality
Message Type	M		9.2.3.1		YES	reject
M-NG-RAN node UE XnAP ID	M		NG-RAN node UE XnAP ID 9.2.3.16	Allocated at the M-NG-RAN node	YES	ignore
S-NG-RAN node UE XnAP ID	M		NG-RAN node UE XnAP ID 9.2.3.16	Allocated at the S-NG-RAN node	YES	ignore
<b>PDU Session Resources Admitted List</b>		0..1			YES	ignore
<b>&gt;PDU Session Resources Admitted To Be Added List</b>		1			–	
<b>&gt;&gt;PDU Session Resources Admitted To Be Added Item</b>		1 .. <maxnoof PDUSessions>		NOTE: If neither the <i>PDU Session Resource Setup Response Info – SN terminated IE</i> nor the <i>PDU Session Resource Setup Response Info – MN terminated IE</i> is present in a <i>PDU Session Resources Admitted To Be Added Item IE</i> , abnormal conditions as specified in clause 8.3.3.4 apply.	–	
>>>PDU Session ID	M		9.2.3.18		–	
>>>PDU Session Resource Setup Response Info – SN terminated	O		9.2.1.6		–	
>>>PDU Session Resource Setup Response Info – MN terminated	O		9.2.1.8		–	
<b>&gt;PDU Session Resources Admitted To Be Modified List</b>		0..1			–	
<b>&gt;&gt;PDU Session Resources Admitted To Be Modified Item</b>		1 .. <maxnoof PDUSessions>		NOTE: If neither the <i>PDU Session Resource Modification Response Info – SN terminated IE</i> nor the <i>PDU Session Resource Modification Response Info – MN terminated IE</i> is present in a <i>PDU Session Resources Admitted To Be Modified Item IE</i> , abnormal conditions as specified in clause 8.3.3.4 apply.	–	
>>>PDU Session ID	M		9.2.3.18		–	
>>>PDU Session Resource Modification Response Info – SN terminated	O		9.2.1.10		–	
>>>PDU Session Resource Modification Response Info – MN terminated	O		9.2.1.12		–	

>PDU Session Resources Admitted To Be Released List		0..1			–	
>>PDU Session Resources admitted to be released List – SN terminated	O		PDU session List with data forwarding request info 9.2.1.24		–	
>>PDU Session Resources admitted to be released List – MN terminated	O		PDU session List with data Cause 9.2.1.26		–	
PDU Session Resources Not Admitted to be Added List	O		PDU session List 9.2.1.27		YES	ignore
S-NG-RAN node to M-NG-RAN node Container	O		OCTET STRING	Includes the <i>CG-Config</i> message as defined in subclause 11.2.2 of TS 38.331 [10].	YES	ignore
Admitted Split SRBs	O		ENUMERATED (srb1, srb2, srb1&2, ...)	Indicates admitted SRBs	YES	ignore
Admitted Split SRBs release	O		ENUMERATED (srb1, srb2, srb1&2, ...)	Indicates admitted SRBs release	YES	ignore
Criticality Diagnostics	O		9.2.3.3		YES	ignore
Location Information at S-NODE	O		Target Cell Global ID 9.2.3.25	Contains information to support localisation of the UE	YES	ignore
MR-DC Resource Coordination Information	O		9.2.2.33	Information used to coordinate resource utilisation between M-NG-RAN node and S-NG-RAN node.	YES	ignore

Range bound	Explanation
maxnoofPDUSessions	Maximum no. of PDU sessions. Value is 256

### 9.1.2.7 S-NODE MODIFICATION REQUEST REJECT

This message is sent by the S-NG-RAN node to inform the M-NG-RAN node that the M-NG-RAN node initiated S-NG-RAN node Modification Preparation has failed.

Direction: S-NG-RAN node → M-NG-RAN node.

IE/Group Name	Presence	Range	IE type and reference	Semantics description	Criticality	Assigned Criticality
Message Type	M		9.2.3.1		YES	reject
M-NG-RAN node UE XnAP ID	M		NG-RAN node UE XnAP ID 9.2.3.16	Allocated at the M-NG-RAN node	YES	ignore
S-NG-RAN node UE XnAP ID	M		NG-RAN node UE XnAP ID 9.2.3.16	Allocated at the S-NG-RAN node	YES	ignore
Cause	M		9.2.3.2		YES	ignore
Criticality Diagnostics	O		9.2.3.3		YES	ignore

### 9.1.2.8 S-NODE MODIFICATION REQUIRED

This message is sent by the S-NG-RAN node to the M-NG-RAN node to request the modification of S-NG-RAN node resources for a specific UE.

Direction: S-NG-RAN node → M-NG-RAN node.

IE/Group Name	Presence	Range	IE type and reference	Semantics description	Criticality	Assigned Criticality
Message Type	M		9.2.3.1		YES	reject
M-NG-RAN node UE XnAP ID	M		NG-RAN node UE XnAP ID 9.2.3.16	Allocated at the M-NG-RAN node	YES	reject
S-NG-RAN node UE XnAP ID	M		NG-RAN node UE XnAP ID 9.2.3.16	Allocated at the S-NG-RAN node	YES	reject
Cause	M		9.2.3.2		YES	ignore
PDCP Change Indication	O		9.2.3.74		YES	ignore
<b>PDU Session Resources To Be Modified List</b>		0..1			YES	ignore
<b>&gt;PDU Session Resources To Be Modified Item</b>		1 .. <maxnoof PDU Sessions>		NOTE: If neither the <i>PDU Session Resource Modification Required Info – SN terminated</i> IE nor the <i>PDU Session Resource Modification Required Info – MN terminated</i> IE is present in a <i>PDU Session Resources To Be Modified Item</i> IE, abnormal conditions as specified in clause 8.3.4.4 apply.	–	
>>PDU Session ID	M		9.2.3.18		–	
>>PDU Session Resource Modification Required Info – SN terminated	O		9.2.1.20		–	
>>PDU Session Resource Modification Required Info – MN terminated	O		9.2.1.22		–	
<b>PDU Session Resources To Be Released List</b>		0..1			YES	ignore
<b>&gt;PDU Session Resources To Be Released Item</b>		1 .. <maxnoof PDU Sessions>			–	
>PDU sessions to be released List – SN terminated	O		PDU session List with data forwarding request info 9.2.1.24		–	
>PDU sessions to be released List – MN terminated	O		PDU session List with Cause 9.2.1.26		–	
S-NG-RAN node to M-NG-RAN node Container	O		OCTET STRING	Includes the <i>CG-Config</i> message as defined in subclause 11.2.2 of TS 38.331 [10].	YES	ignore
Spare DRB IDs	O		DRB List 9.2.1.29	Indicates the list of unnecessary DRB IDs that had been used by the S-NG-RAN node.	YES	ignore
Required Number of DRB IDs	O		Number of DRBs 9.2.3.78	Indicates the number of DRB IDs that the S-NG-RAN node requests more.	YES	ignore
Location Information at S-NODE	O		Target Cell Global ID 9.2.3.25	Contains information to support localisation of the UE	YES	ignore

MR-DC Resource Coordination Information	O		9.2.2.33	Information used to coordinate resource utilisation between M-NG-RAN node and S-NG-RAN node.	YES	Ignore
---	---	--	----------	--	-----	--------

Range bound	Explanation
maxnoofPDUSessions	Maximum no. of PDU sessions. Value is 256

### 9.1.2.9 S-NODE MODIFICATION CONFIRM

This message is sent by the M-NG-RAN node to inform the S-NG-RAN node about the successful modification.

Direction: M-NG-RAN node → S-NG-RAN node.

IE/Group Name	Presence	Range	IE type and reference	Semantics description	Criticality	Assigned Criticality
Message Type	M		9.2.3.1		YES	reject
M-NG-RAN node UE XnAP ID	M		NG-RAN node UE XnAP ID 9.2.3.16	Allocated at the M-NG-RAN node	YES	ignore
S-NG-RAN node UE XnAP ID	M		NG-RAN node UE XnAP ID 9.2.3.16	Allocated at the S-NG-RAN node	YES	ignore
<b>PDU sessions Admitted To Be Modified List</b>		0..1			YES	ignore
<b>&gt;PDU sessions Admitted To Be Modified Item</b>		1 .. <maxnoof PDU sessions>		NOTE: If neither the <i>PDU Session Resource Modification Confirm Info – SN terminated</i> IE nor the <i>PDU Session Resource Modification Confirm Info – MN terminated</i> IE is present in a <i>PDU Session Resources Admitted To Be Modified Item</i> IE, abnormal conditions as specified in clause 8.3.4.4 apply.	–	
>>PDU Session ID	M		9.2.3.18		–	
>>PDU Session Resource Modification Confirm Info – SN terminated	O		9.2.1.21		–	
>>PDU Session Resource Modification Confirm Info – MN terminated	O		9.2.1.23		–	
<b>PDU sessions Released List</b>		0..1			YES	ignore
>PDU sessions released List – SN terminated	O		PDU Session List with data forwarding info from the target node 9.2.1.25		–	
>PDU sessions released List – MN terminated	O		PDU session List 9.2.1.27		–	
M-NG-RAN node to S-NG-RAN node Container	O		OCTET STRING	Includes the <i>RRCReconfigurationComplete</i> message as defined in subclause 6.2.2 of TS 38.331 [10] or the <i>RRCConnectionReconfigurationComplete</i> message as defined in subclause 6.2.2 of TS 36.331 [14].	YES	ignore
Additional DRB IDs	O		DRB List 9.2.1.29	Indicates additional list of DRB IDs that the S-NG-RAN node may use for SN-terminated bearers.	YES	reject
Criticality Diagnostics	O		9.2.3.3		YES	ignore



MR-DC Resource Coordination Information	O		9.2.2.33	Information used to coordinate resource utilisation between M-NG-RAN node and S-NG-RAN node.	YES	Ignore
---	---	--	----------	--	-----	--------

Range bound	Explanation
maxnoofPDUSessions	Maximum no. of PDU sessions. Value is 256

### 9.1.2.10 S-NODE MODIFICATION REFUSE

This message is sent by the M-NG-RAN node to inform the S-NG-RAN node that the S-NG-RAN node initiated S-NG-RAN node Modification has failed.

Direction: M-NG-RAN node → S-NG-RAN node.

IE/Group Name	Presence	Range	IE type and reference	Semantics description	Criticality	Assigned Criticality
Message Type	M		9.2.3.1		YES	reject
M-NG-RAN node UE XnAP ID	M		NG-RAN node UE XnAP ID 9.2.3.16	Allocated at the M-NG-RAN node	YES	ignore
S-NG-RAN node UE XnAP ID	M		NG-RAN node UE XnAP ID 9.2.3.16	Allocated at the S-NG-RAN node	YES	ignore
Cause	M		9.2.3.2		YES	ignore
M-NG-RAN node to S-NG-RAN node Container	O		OCTET STRING	Includes the CG- <i>ConfigInfo</i> message as defined in subclause 11.2.2 of TS 38.331 [10].	YES	ignore
Criticality Diagnostics	O		9.2.3.3		YES	ignore

### 9.1.2.11 S-NODE CHANGE REQUIRED

This message is sent by the S-NG-RAN node to the M-NG-RAN node to trigger the change of the S-NG-RAN node.

Direction: S-NG-RAN node → M-NG-RAN node.

IE/Group Name	Presence	Range	IE type and reference	Semantics description	Criticality	Assigned Criticality
Message Type	M		9.2.3.1		YES	reject
M-NG-RAN node UE XnAP ID	M		NG-RAN node UE XnAP ID 9.2.3.16	Allocated at the M-NG-RAN node	YES	reject
S-NG-RAN node UE XnAP ID	M		NG-RAN node UE XnAP ID 9.2.3.16	Allocated at the S-NG-RAN node	YES	reject
Target S-NG-RAN node ID	M		Global NG-RAN Node ID 9.2.2.3		YES	reject
Cause	M		9.2.3.2		YES	ignore
<b>PDU Session SN Change Required List</b>		0..1			YES	ignore
<b>&gt;PDU Session SN Change Required Item</b>		1 .. <maxnoofPDUsessions>		NOTE: If the <i>PDU Session Resource Change Required Info – SN terminated</i> IE is not present in a <i>PDU Session SN Change Required Item</i> IE, abnormal conditions as specified in clause 8.3.5.4 apply.	–	
>>PDU Session ID	M		9.2.3.18		–	
>>PDU Session Resource Change Required Info – SN terminated	O		9.2.1.18		–	
S-NG-RAN node to M-NG-RAN node Container	M		OCTET STRING	Includes the <i>CG-Config</i> message as defined in subclause 11.2.2 of TS 38.331 [10].	YES	reject

Range bound	Explanation
maxnoofPDUsessions	Maximum no. of PDU sessions. Value is 256

### 9.1.2.12 S-NODE CHANGE CONFIRM

This message is sent by the M-NG-RAN node to inform the S-NG-RAN node that the preparation of the S-NG-RAN node initiated S-NG-RAN node change was successful.

Direction: M-NG-RAN node → S-NG-RAN node.

IE/Group Name	Presence	Range	IE type and reference	Semantics description	Criticality	Assigned Criticality
Message Type	M		9.2.3.1		YES	reject
M-NG-RAN node UE XnAP ID	M		NG-RAN node UE XnAP ID 9.2.3.16	Allocated at the M-NG-RAN node	YES	ignore
S-NG-RAN node UE XnAP ID	M		NG-RAN node UE XnAP ID 9.2.3.16	Allocated at the S-NG-RAN node	YES	ignore
<b>PDU Session SN Change Confirm List</b>		0..1			YES	ignore
<b>&gt;PDU Session SN Change Confirm Item</b>		1 .. <maxnoof PDU sessions>		NOTE: If the <i>PDU Session Resource Change Confirm Info – SN terminated</i> IE is not present in a <i>PDU Session SN Change Confirm Item</i> IE, abnormal conditions as specified in clause 8.3.5.4 apply.	–	
>>PDU Session ID	M		9.2.3.18		–	
>>PDU Session Resource Change Confirm Info – SN terminated	O		9.2.1.19		–	
Criticality Diagnostics	O		9.2.3.3		YES	ignore

Range bound	Explanation
maxnoofPDU sessions	Maximum no. of PDU sessions. Value is 256

### 9.1.2.13 S-NODE CHANGE REFUSE

This message is sent by the M-NG-RAN node to inform the S-NG-RAN node that the preparation of the S-NG-RAN node initiated S-NG-RAN node change has failed.

Direction: M-NG-RAN node → S-NG-RAN node.

IE/Group Name	Presence	Range	IE type and reference	Semantics description	Criticality	Assigned Criticality
Message Type	M		9.2.3.1		YES	reject
M-NG-RAN node UE XnAP ID	M		NG-RAN node UE XnAP ID 9.2.3.16	Allocated at the M-NG-RAN node	YES	ignore
S-NG-RAN node UE XnAP ID	M		NG-RAN node UE XnAP ID 9.2.3.16	Allocated at the S-NG-RAN node	YES	ignore
Cause	M		9.2.3.2		YES	ignore
Criticality Diagnostics	O		9.2.3.3		YES	ignore

### 9.1.2.14 S-NODE RELEASE REQUEST

This message is sent by the M-NG-RAN node to the S-NG-RAN node to request the release of resources.

Direction: M-NG-RAN node → S-NG-RAN node.

IE/Group Name	Presence	Range	IE type and reference	Semantics description	Criticality	Assigned Criticality
Message Type	M		9.2.3.1		YES	reject
M-NG-RAN node UE XnAP ID	M		NG-RAN node UE XnAP ID 9.2.3.16	Allocated at the M-NG-RAN node	YES	reject
S-NG-RAN node UE XnAP ID	O		NG-RAN node UE XnAP ID 9.2.3.16	Allocated at the S-NG-RAN node	YES	reject
Cause	M		9.2.3.2		YES	ignore
<b>PDU Session Resources To Be Released List</b>	O		PDU session List with Cause 9.2.1.26		YES	ignore
UE Context Kept Indicator	O		9.2.3.68		YES	ignore
M-NG-RAN node to S-NG-RAN node Container	O		OCTET STRING	Includes the <i>CG-ConfigInfo</i> message as defined in subclause 11.2.2 of TS 38.331 [10].	YES	ignore

Range bound	Explanation
maxnoofPDUSessions	Maximum no. of PDU sessions. Value is 256

### 9.1.2.15 S-NODE RELEASE REQUEST ACKNOWLEDGE

This message is sent by the S-NG-RAN node to the M-NG-RAN node to confirm the request to release S-NG-RAN node resources.

Direction: S-NG-RAN node → M-NG-RAN node.

IE/Group Name	Presence	Range	IE type and reference	Semantics description	Criticality	Assigned Criticality
Message Type	M		9.2.3.1		YES	reject
M-NG-RAN node UE XnAP ID	M		NG-RAN node UE XnAP ID 9.2.3.16	Allocated at the M-NG-RAN node	YES	reject
S-NG-RAN node UE XnAP ID	O		NG-RAN node UE XnAP ID 9.2.3.16	Allocated at the S-NG-RAN node	YES	reject
<b>PDU sessions To Be Released List</b>		0..1			YES	ignore
>PDU Session Resources To Be Released List – SN terminated	O		PDU Session List with data forwarding request info 9.2.1.24		–	
Criticality Diagnostics	O		9.2.3.3		YES	ignore

### 9.1.2.16 S-NODE RELEASE REJECT

This message is sent by the S-NG-RAN node to the M-NG-RAN node to reject the request to release S-NG-RAN node resources.

Direction: S-NG-RAN node → M-NG-RAN node.

IE/Group Name	Presence	Range	IE type and reference	Semantics description	Criticality	Assigned Criticality
Message Type	M		9.2.3.1		YES	reject
M-NG-RAN node UE XnAP ID	M		NG-RAN node UE XnAP ID 9.2.3.16	Allocated at the M-NG-RAN node	YES	reject
S-NG-RAN node UE XnAP ID	O		NG-RAN node UE XnAP ID 9.2.3.16	Allocated at the S-NG-RAN node	YES	reject
Cause	M		9.2.3.2		YES	ignore
Criticality Diagnostics	O		9.2.3.3		YES	ignore

### 9.1.2.17 S-NODE RELEASE REQUIRED

This message is sent by the S-NG-RAN node to request the release of all resources for a specific UE at the S-NG-RAN node.

Direction: S-NG-RAN node → M-NG-RAN node.

IE/Group Name	Presence	Range	IE type and reference	Semantics description	Criticality	Assigned Criticality
Message Type	M		9.2.3.1		YES	reject
M-NG-RAN node UE XnAP ID	M		NG-RAN node UE XnAP ID 9.2.3.16	Allocated at the M-NG-RAN node	YES	reject
S-NG-RAN node UE XnAP ID	M		NG-RAN node UE XnAP ID 9.2.3.16	Allocated at the S-NG-RAN node	YES	reject
<b>PDU sessions To Be Released</b>		0..1			YES	ignore
>PDU Session Resources to be released List – SN terminated	O		PDU session List with data forwarding request info 9.2.1.24		–	
Cause	M		9.2.3.2		YES	ignore

### 9.1.2.18 S-NODE RELEASE CONFIRM

This message is sent by the M-NG-RAN node to confirm the release of all resources for a specific UE at the S-NG-RAN node.

Direction: M-NG-RAN node → S-NG-RAN node.

IE/Group Name	Presence	Range	IE type and reference	Semantics description	Criticality	Assigned Criticality
Message Type	M		9.2.3.1		YES	reject
M-NG-RAN node UE XnAP ID	M		NG-RAN node UE XnAP ID 9.2.3.16	Allocated at the M-NG-RAN node	YES	ignore
S-NG-RAN node UE XnAP ID	M		NG-RAN node UE XnAP ID 9.2.3.16	Allocated at the S-NG-RAN node	YES	ignore
<b>PDU Session Resources Released</b>		0..1			YES	ignore
>PDU sessions released List – SN terminated	O		PDU Session List with data forwarding info from the target node 9.2.1.25		–	
Criticality Diagnostics	O		9.2.3.3		YES	ignore

Range bound	Explanation
maxnoofPDUSessions	Maximum no. of PDU sessions. Value is 256

### 9.1.2.19 S-NODE COUNTER CHECK REQUEST

This message is sent by the S-NG-RAN node to request the verification of the value of the PDCP COUNTs associated with SN terminated bearers established in the S-NG-RAN node.

Direction: S-NG-RAN node → M-NG-RAN node.

IE/Group Name	Presence	Range	IE type and reference	Semantics description	Criticality	Assigned Criticality
Message Type	M		9.2.3.1		YES	reject
M-NG-RAN node UE XnAP ID	M		NG-RAN node UE XnAP ID 9.2.3.16	Allocated at the M-NG-RAN node	YES	ignore
S-NG-RAN node UE XnAP ID	M		NG-RAN node UE XnAP ID 9.2.3.16	Allocated at the S-NG-RAN node	YES	ignore
<b>Bearers Subject to Counter Check List</b>		1			YES	ignore
<b>&gt;Bearers Subject to Counter Check Item</b>		1 .. <maxnoofDRBs>			–	
>>DRB ID	M		9.2.3.33		–	
>>UL COUNT	M	INTEGER (0..4294967295)		Indicates the value of uplink COUNT associated to this DRB.	–	
>>DL COUNT	M	INTEGER (0..4294967295)		Indicates the value of downlink COUNT associated to this DRB.	–	

Range bound	Explanation
maxnoofDRBs	Maximum no. of DRBs. Value is 32

### 9.1.2.20 RRC TRANSFER

This message is sent by the M-NG-RAN-NODE to the S-NG-RAN-NODE to transfer an RRC message or from the S-NG-RAN-NODE to the M-NG-RAN-NODE to report the DL RRC message delivery status.

Direction: M-NG-RAN node → S-NG-RAN node or S-NG-RAN node → M-NG-RAN node.

IE/Group Name	Presence	Range	IE type and reference	Semantics description	Criticality	Assigned Criticality
Message Type	M		9.2.3.1		YES	reject
M-NG-RAN node UE XnAP ID	M		NG-RAN node UE XnAP ID 9.2.3.16	Allocated at the M-NG-RAN node	YES	reject
S-NG-RAN node UE XnAP ID	M		NG-RAN node UE XnAP ID 9.2.3.16	Allocated at the S-NG-RAN node	YES	reject
<b>Split SRB</b>		0..1			YES	reject
>RRC Container	O		OCTET STRING	Contains a PDCP-C PDU encapsulating an RRC message as defined in subclause 6.2.1 of TS 38.331 [10] or TS 36.331 [14] and ciphered with the key of the M-NG-RAN node	–	
>SRB Type	M		ENUMERATED (srb1, srb2, ...)	The SRB type to be used	–	
>Delivery Status	O		9.2.3.45	DL RRC delivery status of split SRB	–	
<b>UE Report</b>		0..1			YES	reject
>RRC Container	M		OCTET STRING	Contains the <i>MeasurementReport</i> message or the <i>FailureInformation</i> message as defined in subclause 6.2.1 of TS 38.331 [10] or the <i>MeasurementReport</i> message as defined in subclause 6.2.1 of TS 36.331 [14].	–	

### 9.1.2.21 NOTIFICATION CONTROL INDICATION

This message is sent to notify that the QoS requirements of already established GBR QoS flow(s) for a given UE for which notification control has been requested are either not fulfilled anymore or fulfilled again.

Direction: S-NG-RAN node → M-NG-RAN node and M-NG-RAN node → S-NG-RAN node.

IE/Group Name	Presence	Range	IE type and reference	Semantics description	Criticality	Assigned Criticality
Message Type	M		9.2.3.1		YES	ignore
M-NG-RAN node UE XnAP ID	M		NG-RAN node UE XnAP ID 9.2.3.16	Allocated at the M-NG-RAN node	YES	reject
S-NG-RAN node UE XnAP ID	M		NG-RAN node UE XnAP ID 9.2.3.16	Allocated at the S-NG-RAN node	YES	reject
<b>PDU Session Resource Notify List</b>		0..1			YES	reject
>PDU Session Resource Notify Item		1..<maxno of PDU Sessions>			–	
>>PDU Session ID	M		9.2.3.18		–	
>>QoS Flow Notification Control Indication Info	M		9.2.3.57		–	

Range bound	Explanation
maxnoofPDU Sessions	Maximum no. of PDU sessions allowed towards one UE. Value is 256.

### 9.1.2.22 ACTIVITY NOTIFICATION

This message is sent by a NG-RAN node to send notification to another NG-RAN node for one or several QoS flows or PDU sessions already established for a given UE.

Direction: NG-RAN node → NG-RAN node

IE/Group Name	Presence	Range	IE type and reference	Semantics description	Criticality	Assigned Criticality
Message Type	M		9.2.3.1		YES	reject
M-NG-RAN node UE XnAP ID	M		NG-RAN node UE XnAP ID 9.2.3.16	Allocated at the M-NG-RAN node	YES	ignore
S-NG-RAN node UE XnAP ID	M		NG-RAN node UE XnAP ID 9.2.3.16	Allocated at the S-NG-RAN node	YES	ignore
UE Context level user plane activity report	O		User plane traffic activity report 9.2.3.59		YES	ignore
<b>PDU Session Resource Activity Notify List</b>		0..1			YES	ignore
<b>&gt;PDU Session Resource Activity Notify Item</b>		1..<maxno of PDU Sessions>			–	
>>PDU Session ID	M		9.2.3.18		–	
>>PDU Session level user plane activity report	O		User plane traffic activity report 9.2.3.59		–	
<b>&gt;&gt;QoS Flows Activity Notify List</b>		0..1			–	
<b>&gt;&gt;&gt;QoS Flows Activity Notify Item</b>		1..<maxno of QoS flows>			–	
>>>>QoS Flow Identifier	M		9.2.3.10		–	
>>>>User plane traffic activity report	M		9.2.3.59		–	

Range bound	Explanation
maxnoofPDU Sessions	Maximum no. of PDU sessions. Value is 256
maxnoofQoSFlows	Maximum no. of QoS flows allowed within one PDU session. Value is 64.

### 9.1.2.23 E-UTRA – NR CELL RESOURCE COORDINATION REQUEST

This message is sent by a neighbouring ng-eNB to a peer gNB or by a neighbouring gNB to a peer ng-eNB, both nodes able to interact, to express the desired resource allocation for data traffic, for the sake of E-UTRA - NR Cell Resource Coordination.

Direction: ng-eNB → gNB, gNB → ng-eNB.



IE/Group Name	Presence	Range	IE type and reference	Semantics description	Criticality	Assigned Criticality
Message Type	M		9.2.3.1		YES	reject
CHOICE <i>Initiating Node Type</i>	M				YES	reject
>ng-eNB						
>>Data Traffic Resource Indication	M		9.2.2.30	Indicates resource allocations for data traffic.	–	
>>Spectrum Sharing Group ID	M		INTEGER (1..maxnoofCellsinNG-RANnode)	Indicates the E-UTRA cells involved in resource coordination with the NR cells affiliated with the same <i>Spectrum Sharing Group ID</i> .	–	
>>>List of E-UTRA Cells in E-UTRA Coordination Request		1.. <maxnoofCellsinNG-RANnode >		List of applicable E-UTRA cells.	–	
>>>EUTRA Cell ID	M		E-UTRA CGI 9.2.2.8		–	
>gNB						
>>Data Traffic Resource Indication	M		9.2.2.30	Indicates resource allocations for data traffic.	–	
>>>List of E-UTRA Cells in NR Coordination Request		0.. <maxnoofCellsinNG-RANnode >		List of applicable E-UTRA cells	–	
>>>E-UTRA Cell ID	M		E-UTRA CGI 9.2.2.8		–	
>>Spectrum Sharing Group ID	M		INTEGER (1..maxnoofCellsinNG-RANnode)	Indicates the NR cells involved in resource coordination with the E-UTRA cells affiliated with the same <i>Spectrum Sharing Group ID</i> .	–	
>>>List of NR Cells in NR Coordination Request		1.. <maxnoNRcellsSpectrumSharingwithE-UTRA >		List of applicable NR cells	–	
>>>NR-Cell ID	M		NR CGI 9.2.2.7		–	

Range bound	Explanation
maxnoNRcellsSpectrumSharingwithE-UTRA	Maximum no. of NR cells affiliated to a <i>Spectrum Sharing Group ID</i> involved in cell resource coordination with a number of E-UTRA cells affiliated with the same <i>Spectrum Sharing Group ID</i> . Value is 64.
maxnoofCellsinNG-RANnode	Maximum no. cells that can be served by a NG-RAN node. Value is 16384.

#### 9.1.2.24 E-UTRA – NR CELL RESOURCE COORDINATION RESPONSE

This message is sent by a neighbouring ng-eNB to a peer gNB or by a neighbouring gNB to a peer ng-eNB, both nodes able to interact, as a response to the E-UTRA – NR CELL RESOURCE COORDINATION REQUEST.

Direction: ng-eNB → gNB, gNB → ng-eNB.

IE/Group Name	Presence	Range	IE type and reference	Semantics description	Criticality	Assigned Criticality
Message Type	M		9.2.3.1		YES	reject
CHOICE <i>Responding NodeType</i>	M				YES	reject
> <i>ng-eNB</i>						
>>Data Traffic Resource Indication	M		9.2.2.30	Indicates resource allocations for data traffic.	–	
>>Spectrum Sharing Group ID	M		INTEGER (1.. <i>maxnoofCellsinNG-RANnode</i> )	Indicates the E-UTRA cells involved in resource coordination with the NR cells affiliated with the same <i>Spectrum Sharing Group ID</i> .	–	
>>List of E-UTRA Cells in E-UTRA Coordination Response		<i>1.. &lt; maxnoofCellsinNG-RANnode &gt;</i>		List of applicable E-UTRA cells	–	
>>>EUTRA Cell ID	M		E-UTRA CGI 9.2.2.8		–	
> <i>gNB</i>						
>>Data Traffic Resource Indication	M		9.2.2.30	Indicates resource allocations for data traffic.	–	
>>Spectrum Sharing Group ID	M		INTEGER (1.. <i>maxnoofCellsinNG-RANnode</i> )	Indicates the NR cells involved in resource coordination with the E-UTRA cells affiliated with the same <i>Spectrum Sharing Group ID</i> .	–	
>>List of NR Cells in NR Coordination Response		<i>1.. &lt; maxnoNRcellsSpectrumSharingwithE-UTRA &gt;</i>		List of applicable NR cells	–	
>>>NR Cell ID	M		NR CGI 9.2.2.7		–	

Range bound	Explanation
<i>maxnoNRcellsSpectrumSharingwithE-UTRA</i>	Maximum no. of NR cells affiliated to a <i>Spectrum Sharing Group ID</i> involved in cell resource coordination with a number of E-UTRA cells affiliated with the same <i>Spectrum Sharing Group ID</i> . Value is 64.
<i>maxnoofCellsinNG-RANnode</i>	Maximum no. cells that can be served by a NG-RAN node. Value is 16384.

### 9.1.2.25 SECONDARY RAT DATA USAGE REPORT

This message is sent by the S-NG-RAN node to report data volumes for secondary RAT.

Direction: S-NG-RAN node → M-NG-RAN node

IE/Group Name	Presence	Range	IE type and reference	Semantics description	Criticality	Assigned Criticality
Message Type	M		9.2.3.1		YES	reject
M-NG-RAN node UE XnAP ID	M		NG-RAN node UE XnAP ID 9.2.3.16	Allocated at the M-NG-RAN node	YES	reject
S-NG-RAN node UE XnAP ID	M		NG-RAN node UE XnAP ID 9.2.3.16	Allocated at the S-NG-RAN node	YES	reject
<b>PDU Session Resource Secondary RAT Usage List</b>		1			YES	reject
> PDU Session Resource Secondary RAT Usage Item		1..<maxnoofPDU Sessions>				
>>PDU Session ID	M		9.2.3.18		-	-
>>Secondary RAT Usage Information	M		9.2.3.87		-	-

Range bound	Explanation
maxnoofPDUsessions	Maximum no. of PDU sessions. Value is 256.

## 9.1.3 Messages for Global Procedures

### 9.1.3.1 XN SETUP REQUEST

This message is sent by a NG-RAN node to a neighbouring NG-RAN node to transfer application data for an Xn-C interface instance.

Direction: NG-RAN node<sub>1</sub> → NG-RAN node<sub>2</sub>.

IE/Group Name	Presence	Range	IE type and reference	Semantics description	Criticality	Assigned Criticality
Message Type	M		9.2.3.1		YES	reject
Global NG-RAN Node ID	M		9.2.2.3		YES	reject
TAI Support List	M		9.2.3.20	List of supported TAs and associated characteristics.	YES	reject
AMF Set Information	M		9.2.3.83	List of all the AMF Sets to which the NG-RAN node belongs.	YES	reject
<b>List of Served Cells NR</b>		0 .. <maxnoofCells in N G-RAN node>		Complete list of cells served by the gNB	YES	reject
>Served Cell Information NR	M		9.2.2.11		-	
>Neighbour Information NR	O		9.2.2.13		-	
>Neighbour Information E-UTRA	O		9.2.2.14		-	
<b>List of Served Cells E-UTRA</b>		0 .. <maxnoofCells in N G-RAN node>		Complete list of cells served by the ng-eNB.	YES	reject
>Served Cell Information E-UTRA	M		9.2.2.12		-	
>Neighbour Information NR	O		9.2.2.13		-	
>Neighbour Information E-UTRA	O		9.2.2.14		-	

Range bound	Explanation
maxnoofCellsinNG-RAN node	Maximum no. cells that can be served by a NG-RAN node. Value is 16384.

### 9.1.3.2 XN SETUP RESPONSE

This message is sent by a NG-RAN node to a neighbouring NG-RAN node to transfer application data for an Xn-C interface instance.

Direction: NG-RAN node<sub>2</sub> → NG-RAN node<sub>1</sub>.

IE/Group Name	Presence	Range	IE type and reference	Semantics description	Criticality	Assigned Criticality
Message Type	M		9.2.3.1		YES	reject
Global NG-RAN Node ID	M		9.2.2.3		YES	reject
TAI Support List	M		9.2.3.20	List of supported TAs and associated characteristics.	YES	reject
<b>List of Served Cells NR</b>		0 .. <maxnoofCellsinNG-RAN node>		Complete list of cells served by the gNB	YES	reject
>Served Cell Information NR	M		9.2.2.11		–	
>Neighbour Information NR	O		9.2.2.13		–	
>Neighbour Information E-UTRA	O		9.2.2.14		–	
<b>List of Served Cells E-UTRA</b>		0 .. <maxnoofCellsinNG-RAN node>		Complete list of cells served by the ng-eNB	YES	reject
>Served Cell Information E-UTRA	M		9.2.2.12		–	
>Neighbour Information NR	O		9.2.2.13		–	
>Neighbour Information E-UTRA	O		9.2.2.14		–	
Criticality Diagnostics	O		9.2.3.3		YES	ignore

Range bound	Explanation
maxnoofCellsinNG-RAN node	Maximum no. cells that can be served by a NG-RAN node. Value is 16384.

### 9.1.3.3 XN SETUP FAILURE

This message is sent by the neighbouring NG-RAN node to indicate Xn Setup failure.

Direction: NG-RAN node<sub>2</sub> → NG-RAN node<sub>1</sub>.

IE/Group Name	Presence	Range	IE type and reference	Semantics description	Criticality	Assigned Criticality
Message Type	M		9.2.3.1		YES	reject
Cause	M		9.2.3.2		YES	ignore
Time To Wait	O		9.2.3.56		YES	ignore
Criticality Diagnostics	O		9.2.3.3		YES	ignore

### 9.1.3.4 NG-RAN NODE CONFIGURATION UPDATE

This message is sent by a NG-RAN node to a neighbouring NG-RAN node to transfer updated information for an Xn-C interface instance.

Direction: NG-RAN node<sub>1</sub> → NG-RAN node<sub>2</sub>.

IE/Group Name	Presence	Range	IE type and reference	Semantics description	Criticality	Assigned Criticality
Message Type	M		9.2.3.1		YES	reject
<b>TAI Support List</b>	O		9.2.3.20	List of supported TAAs and associated characteristics.	GLOBAL	reject
<i>CHOICE Initiating NodeType</i>	M				YES	ignore
> <i>gNB</i>						
>>Served Cells To Update NR	O		9.2.2.15		YES	ignore
>>Cell Assistance Information NR	O		9.2.2.17		YES	ignore
> <i>ng-eNB</i>						
>>Served Cells to Update E-UTRA	O		9.2.2.16		YES	ignore
>>Cell Assistance Information NR	O		9.2.2.17		YES	ignore
<b>TNLA To Add List</b>		0..1			YES	ignore
<b>&gt;TNLA To Add Item</b>		1..<maxnoofTNLA associations>			-	
>>TNLA Transport Layer Information	M		CP Transport Layer Information 9.2.3.31	CP Transport Layer Information of NG-RAN node <sub>1</sub>	-	
>> TNL Association Usage	O		9.2.3.84		-	
<b>TNLA To Update List</b>		0..1			YES	ignore
<b>&gt;TNLA To Update Item</b>		1..<maxnoofTNLA associations>			-	
>>TNLA Transport Layer Information	M		CP Transport Layer Information 9.2.3.31	CP Transport Layer Information of NG-RAN node <sub>1</sub>	-	
>> TNL Association Usage	O		9.2.3.84		-	
<b>TNLA To Remove List</b>		0..1			YES	ignore
<b>&gt;TNLA To Remove Item</b>		1..<maxnoofTNLA associations>			-	
>>TNLA Transport Layer Information	M		CP Transport Layer Information 9.2.3.31	CP Transport Layer Information of NG-RAN node <sub>1</sub>	-	
Global NG-RAN Node ID	O		9.2.2.3		YES	reject

Range bound	Explanation
maxnoofTNLAAssociations	Maximum numbers of TNL Associations between the NG RAN nodes. Value is 32.

### 9.1.3.5 NG-RAN NODE CONFIGURATION UPDATE ACKNOWLEDGE

This message is sent by a neighbouring NG-RAN node to a peer node to acknowledge update of information for a TNL association.

Direction: NG-RAN node<sub>2</sub> → NG-RAN node<sub>1</sub>.

IE/Group Name	Presence	Range	IE type and reference	Semantics description	Criticality	Assigned Criticality
Message Type	M		9.2.3.1		YES	reject
CHOICE Responding NodeType	M				YES	ignore
>ng-eNB						
>gNB						
>>Served NR Cells		0.. <maxnoofCellsInNG-RANnode>		Complete or limited list of cells served by a gNB, if requested by an NG-RAN node.	–	
>>>Served Cell Information NR	M		9.2.2.11		–	
>>>Neighbour Information NR	O		9.2.2.13	NR neighbours.	–	
>>>Neighbour Information E-UTRA	O		9.2.2.14	E-UTRA neighbours	–	
<b>TNLA Setup List</b>		0..1			YES	ignore
>TNLA Setup Item		1..<maxnoofTNLAAssociations>			–	
>>TNLA Transport Layer Address	M		CP Transport Layer Information 9.2.3.31	CP Transport Layer Information as received from NG-RAN node <sub>1</sub>	–	
<b>TNLA Failed to Setup Lis</b>		0..1			YES	ignore
>TNLA Failed To Setup Item		1..<maxnoofTNLAAssociations>			–	
>>TNLA Transport Layer Address	M		CP Transport Layer Information 9.2.3.31	CP Transport Layer Information as received from NG-RAN node <sub>1</sub>	–	
>>Cause	M		9.2.3.2		–	
Criticality Diagnostics	O		9.2.3.3		YES	ignore

Range bound	Explanation
maxnoofCellsInNG-RANnode	Maximum no. cells that can be served by an NG-RAN node. Value is 16384.
maxnoofTNLAAssociations	Maximum numbers of TNL Associations between NG-RAN nodes. Value is 32.

### 9.1.3.6 NG-RAN NODE CONFIGURATION UPDATE FAILURE

This message is sent by the neighbouring NG-RAN node to indicate NG-RAN node Configuration Update failure.

Direction: NG-RAN node<sub>2</sub> → NG-RAN node<sub>1</sub>.

IE/Group Name	Presence	Range	IE type and reference	Semantics description	Criticality	Assigned Criticality
Message Type	M		9.2.3.1		YES	reject
Cause	M		9.2.3.2		YES	ignore
Time To Wait	O		9.2.3.56		YES	ignore
Criticality Diagnostics	O		9.2.3.3		YES	ignore

### 9.1.3.7 CELL ACTIVATION REQUEST

This message is sent by the NG-RAN node<sub>1</sub> to the peer NG-RAN node<sub>2</sub> to request a previously switched-off cell/s to be re-activated.

Direction: NG-RAN node<sub>1</sub> → NG-RAN node<sub>2</sub>.

IE/Group Name	Presence	Range	IE type and reference	Semantics description	Criticality	Assigned Criticality
Message Type	M		9.2.3.1		YES	reject
CHOICE <i>Served Cells To Activate</i>	M				YES	reject
>NR Cells						
>>NR Cells List		1			–	
>>>NR Cells item		1 .. < maxnoofCellsinNG-RANnode>			–	
>>>>NR CGI	M		9.2.2.7		–	
>E-UTRA Cells						
>>E-UTRA Cells List		1			–	
>>>E-UTRA Cells item		1 .. < maxnoofCellsinNG-RANnode>			–	
>>>>E-UTRA CGI	M		9.2.2.8		–	
Activation ID	M		INTEGER (0..255)	Allocated by the NG-RAN node <sub>1</sub>	YES	reject

Range bound	Explanation
maxnoofCellsinNG-RANnode	Maximum no. cells that can be served by an NG-RAN node. Value is 16384.

### 9.1.3.8 CELL ACTIVATION RESPONSE

This message is sent by an NG-RAN node<sub>2</sub> to a peer NG-RAN node<sub>1</sub> to indicate that one or more cell(s) previously switched-off has (have) been activated.

Direction: NG-RAN node<sub>2</sub> → NG-RAN node<sub>1</sub>.

IE/Group Name	Presence	Range	IE type and reference	Semantics description	Criticality	Assigned Criticality
Message Type	M		9.2.3.1		YES	reject
CHOICE <i>Activated Served Cells</i>	M				YES	reject
>NR Cells						
>>NR Cells List		1			–	
>>>NR Cells Item		1 .. < maxnoofCellsinNG-RANnode>			–	
>>>>NR CGI	M		9.2.2.7		–	
>E-UTRA Cells						
>>E-UTRA Cells List		1			–	
>>>E-UTRA Cells Item		1 .. < maxnoofCellsinNG-RANnode>			–	
>>>>E-UTRA CGI	M		9.2.2.8		–	
Activation ID	M		INTEGER (0..255)	Allocated by the NG-RAN node <sub>1</sub>	YES	reject
Criticality Diagnostics	O		9.2.3.3		YES	ignore

Range bound	Explanation
maxnoofCellsinNG-RANnode	Maximum no. cells that can be served by an NG-RAN node. Value is 16384.

### 9.1.3.9 CELL ACTIVATION FAILURE

This message is sent by an NG-RAN node<sub>2</sub> to a peer NG-RAN node<sub>1</sub> to indicate cell activation failure.

Direction: NG-RAN node<sub>2</sub> → NG-RAN node<sub>1</sub>.

IE/Group Name	Presence	Range	IE type and reference	Semantics description	Criticality	Assigned Criticality
Message Type	M		9.2.3.1		YES	reject
Activation ID	M		INTEGER (0..255)	Allocated by the NG-RAN node <sub>1</sub>	YES	reject
Cause	M		9.2.3.2		YES	ignore
Criticality Diagnostics	O		9.2.3.3		YES	ignore

### 9.1.3.10 RESET REQUEST

This message is sent from one NG-RAN node to another NG-RAN node and is used to request the Xn interface to be reset.

Direction: NG-RAN node<sub>1</sub> → NG-RAN node<sub>2</sub>.

IE/Group Name	Presence	Range	IE type and reference	Semantics description	Criticality	Assigned Criticality
Message Type	M		9.2.3.1		YES	reject
CHOICE <i>Reset Request TypeInfo</i>	M				YES	reject
> <i>Full Reset</i>						
> <i>Partial Reset</i>						
>>UE contexts to be released List		1			–	
>>>UE Contexts to be released Item		1 .. <maxnoof UEcontexts>			–	
>>>>NG-RAN node1 UE XnAP ID	O		NG-RAN node UE XnAP ID 9.2.3.16	Allocated at the NG-RAN node <sub>1</sub>	–	
>>>>NG-RAN node2 UE XnAP ID	O		NG-RAN node UE XnAP ID 9.2.3.16	Allocated at the NG-RAN node <sub>2</sub>	–	
Cause	M		9.2.3.2		YES	ignore

Range bound	Explanation
maxnoofUEContexts	Maximum no. of UE Contexts. Value is 8192.

### 9.1.3.11 RESET RESPONSE

This message is sent by an NG-RAN node as a response to a RESET REQUEST message.

Direction: NG-RAN node<sub>2</sub> → NG-RAN node<sub>1</sub>.



IE/Group Name	Presence	Range	IE type and reference	Semantics description	Criticality	Assigned Criticality
Message Type	M		9.2.3.1		YES	reject
CHOICE <i>Reset Response Type Info</i>	M				YES	ignore
> <i>Full Reset</i>						
> <i>Partial Reset</i>						
>> <b>Admitted UE contexts to be released List</b>		1			–	
>>> <b>Admitted UE Contexts to be released Item</b>		1 .. <maxnoof UEcontexts>			–	
>>>>NG-RAN node1 UE XnAP ID	O		NG-RAN node UE XnAP ID 9.2.3.16	Allocated at the NG-RAN node <sub>1</sub>	–	
>>>>NG-RAN node2 UE XnAP ID	O		NG-RAN node UE XnAP ID 9.2.3.16	Allocated at the NG-RAN node <sub>2</sub>	–	
Criticality Diagnostics	O		9.2.3.3		YES	ignore

Range bound	Explanation
maxnoofUEContexts	Maximum no. of UE Contexts. Value is 8192.

### 9.1.3.12 ERROR INDICATION

This message is used to indicate that some error has been detected in the NG-RAN node.

Direction: NG-RAN node<sub>1</sub> → NG-RAN node<sub>2</sub>.

IE/Group Name	Presence	Range	IE type and reference	Semantics description	Criticality	Assigned Criticality
Message Type	M		9.2.3.1		YES	ignore
Old NG-RAN node UE XnAP ID	O		NG-RAN node UE XnAP ID 9.2.3.16	Allocated for handover at the source NG-RAN node and for dual connectivity at the S-NG-RAN node or at the NG-RAN node from which a DRB is offloaded.	YES	ignore
New NG-RAN node UE XnAP ID	O		NG-RAN node UE XnAP ID 9.2.3.16	Allocated for handover at the target NG-RAN node and for dual connectivity at the M-NG-RAN node or the NG-RAN node to which a DRB is offloaded.	YES	ignore
Cause	O		9.2.3.2		YES	ignore
Criticality Diagnostics	O		9.2.3.3		YES	ignore

### 9.1.3.13 XN REMOVAL REQUEST

This message is sent by a NG-RAN node to a neighbouring NG-RAN node to initiate the removal of the signaling connection.

Direction: NG-RAN node<sub>1</sub> → NG-RAN node<sub>2</sub>.

IE/Group Name	Presence	Range	IE type and reference	Semantics description	Criticality	Assigned Criticality
Message Type	M		9.2.3.1		YES	reject
Global NG-RAN Node ID	M		9.2.2.3		YES	reject
Xn Removal Threshold	O		Xn Benefit Value 9.2.3.54		YES	reject

### 9.1.3.14 XN REMOVAL RESPONSE

This message is sent by a NG-RAN node to a neighbouring NG-RAN node to acknowledge the initiation of removal of the signaling connection.

Direction: NG-RAN node<sub>2</sub> → NG-RAN node<sub>1</sub>.

IE/Group Name	Presence	Range	IE type and reference	Semantics description	Criticality	Assigned Criticality
Message Type	M		9.2.3.1		YES	reject
Global NG-RAN Node ID	M		9.2.2.3		YES	reject
Criticality Diagnostics	O		9.2.3.3		YES	ignore

### 9.1.3.15 XN REMOVAL FAILURE

This message is sent by the NG-RAN node to indicate that removing the signaling connection cannot be accepted.

Direction: NG-RAN node<sub>2</sub> → NG-RAN node<sub>1</sub>.

IE/Group Name	Presence	Range	IE type and reference	Semantics description	Criticality	Assigned Criticality
Message Type	M		9.2.3.1		YES	reject
Cause	M		9.2.3.2		YES	ignore
Criticality Diagnostics	O		9.2.3.3		YES	ignore

## 9.2 Information Element definitions

### 9.2.0 General

When specifying information elements which are to be represented by bit strings, if not otherwise specifically stated in the semantics description of the concerned IE or elsewhere, the following principle applies with regards to the ordering of bits:

- The first bit (leftmost bit) contains the most significant bit (MSB);
- The last bit (rightmost bit) contains the least significant bit (LSB);
- When importing bit strings from other specifications, the first bit of the bit string contains the first bit of the concerned information.

### 9.2.1 Container and List IE definitions

#### 9.2.1.1 PDU Session Resources To Be Setup List

This IE contains PDU session resource related information used at UE context transfer between NG-RAN nodes.

IE/Group Name	Presence	Range	IE type and reference	Semantics description	Criticality	Assigned Criticality
<b>PDU Session Resources To Be Setup List</b>		1			–	
<b>&gt;PDU Session Resources To Be Setup Item</b>		1 .. <maxnoof PDU sessions >			–	
>>PDU Session ID	M		9.2.3.18		–	
>>S-NSSAI	M		9.2.3.21		–	
>>PDU Session Resource Aggregate Maximum Bitrate	O		PDU Session Aggregate Maximum Bit Rate 9.2.3.69	This IE shall be present when at least one Non-GBR QoS Flow has been setup.	–	
>>UL NG-U UP TNL Information at UPF	M		UP Transport Layer Information 9.2.3.30	UPF endpoint of the NG-U transport bearer. For delivery of UL PDUs	–	
>>Additional UL NG-U UP TNL Information at UPF List	O		Additional UP Transport Layer Information 9.2.1.32	Additional UPF endpoint of the NG-U transport bearer. For delivery of UL PDUs	YES	ignore
>>Source DL NG-U TNL Information	O		UP Transport Layer Information 9.2.3.30	Indicates the possibility to keep the NG-U GTP-U tunnel termination point at the target NG-RAN node.	–	
>>Security Indication	O		9.2.3.52		–	
>>PDU Session Type	M		9.2.3.19		–	
>>Network Instance	O		9.2.3.85		–	
<b>&gt;&gt;QoS Flows To Be Setup List</b>		1			–	
<b>&gt;&gt;&gt;QoS Flows To Be Setup Item</b>		1 .. <maxnoofQoS Flows>			–	
>>>>QoS Flow Identifier	M		9.2.3.10		–	
>>>>QoS Flow Level QoS Parameters	M		9.2.3.5		–	
>>>>E-RAB ID	O		INTEGER (0..15, ...)		–	
>>Data Forwarding and Offloading Info from source NG-RAN node	O		9.2.1.17		–	

Range bound	Explanation
maxnoofPDUSessions	Maximum no. of PDU sessions. Value is 256
maxnoofQoSFlows	Maximum no. of QoS flows allowed within one PDU session. Value is 64.

### 9.2.1.2 PDU Session Resources Admitted List

This IE contains PDU session resource related information to report success of the establishment of PDU session resources.

IE/Group Name	Presence	Range	IE type and reference	Semantics description	Criticality	Assigned Criticality
<b>PDU Session Resources Admitted List</b>		1			–	
<b>&gt;PDU Session Resources Admitted Item</b>		1..<maxno ofPDUSessions>			–	
>>PDU Session ID	M		9.2.3.18		–	
>>DL NG-U TNL Information Unchanged	O		ENUMERATED (True, ...)	Indicates the NG-U tunnels that have been kept unchanged at the target NG-RAN node	–	
<b>&gt;&gt;QoS Flows Admitted List</b>		1			–	
<b>&gt;&gt;&gt;QoS Flows Admitted Item</b>		1..<maxno ofQoSFlows>			–	
>>>>QoS Flow Identifier	M		9.2.3.10		–	
>>QoS Flows not Admitted List	O		QoS Flow List with Cause 9.2.1.4		–	
>>Data Forwarding Info from target NG-RAN node	O		9.2.1.16		–	
>>Secondary Data Forwarding Info from target NG-RAN node List	O		9.2.1.31	This IE would be present only when the target M-NG-RAN node decide to split a PDU session between MN and SN	YES	ignore

Range bound	Explanation
maxnoofPDUSessions	Maximum no. of PDU sessions. Value is 256
maxnoofQoSFlows	Maximum no. of QoS flows allowed within one PDU session. Value is 64.

### 9.2.1.3 PDU Session Resources Not Admitted List

This IE contains a list of PDU session resources which were not admitted to be added or modified.

IE/Group Name	Presence	Range	IE type and reference	Semantics description
<b>PDU Session Resources Not Admitted List</b>		1		
<b>&gt;PDU Session Resources Not Admitted Item</b>		1..<maxnoof PDUSessions>		
>>PDU Session ID	M		9.2.3.18	
>>Cause	O		9.2.3.2	

Range bound	Explanation
maxnoofPDUSessions	Maximum no. of PDU sessions. Value is 256

### 9.2.1.4 QoS Flow List with Cause

This IE contains a list of QoS flows with a cause value.

IE/Group Name	Presence	Range	IE type and reference	Semantics description
<b>QoS Flow with Cause Item</b>		1..<maxnoof QoSFlows>		
>QoS Flow Identifier	M		9.2.3.10	
>Cause	O		9.2.3.2	

Range bound	Explanation
maxnoofQoSFlows	Maximum no. of QoS flows allowed within one PDU session. Value is 64.

### 9.2.1.5 PDU Session Resource Setup Info – SN terminated

This IE contains information for the addition of S-NG-RAN node resources related to a PDU session for DRBs configured with an SN terminated bearer option.

IE/Group Name	Presence	Range	IE type and reference	Semantics description	Criticality	Assigned Criticality
UL NG-U UP TNL Information at UPF	M		UP Transport Layer Information 9.2.3.30	UPF endpoint of the NG-U transport bearer. For delivery of UL PDUs	–	
PDU Session Type	M		9.2.3.19		–	
Network Instance	O		9.2.3.85		–	
<b>QoS Flows To Be Setup List</b>		1			–	
>QoS Flow To Be Setup Item		1 .. <maxnoofQoSFlows>			–	
>>QoS Flow Identifier	M		9.2.3.10		–	
>>QoS Flow Level QoS Parameters	M		9.2.3.5	For GBR QoS flows, this IE contains GBR QoS flow information as received at NG-C	–	
>>Offered GBR QoS Flow Information	O		GBR QoS Flow Information 9.2.3.6	This IE contains M-Node offered GBR QoS Flow Information.	–	
Data Forwarding and Offloading Info from source NG-RAN node	O		9.2.1.17		–	
Security Indication	O		9.2.3.52		–	
Security Result	O		9.2.3.67		YES	reject

Range bound	Explanation
maxnoofQoSFlows	Maximum no. of QoS flows. Value is 64

### 9.2.1.6 PDU Session Resource Setup Response Info – SN terminated

This IE contains the result of the addition of S-NG-RAN node resources related to a PDU session for DRBs configured with an SN terminated bearer option.

IE/Group Name	Presence	Range	IE type and reference	Semantics description
DL NG-U UP TNL Information at NG-RAN	M		UP Transport Layer Information 9.2.3.30	S-NG-RAN node endpoint of the NG transport bearer. For delivery of DL PDUs.
<b>DRBs To Be Setup List</b>		1		
<b>&gt;DRBs to Be Setup Item</b>		1 .. <maxnoofDRBs>		
>>DRB ID	M		9.2.3.33	
>>SN UL PDCP UP TNL Information	M		UP Transport Parameters 9.2.3.76	S-NG-RAN node endpoint(s) of a DRB's Xn transport bearer at its PDCP resource. For delivery of UL PDUs.
>>DRB QoS	M		QoS Flow Level QoS Parameters 9.2.3.5	
>>PDCP SN Length	O		9.2.3.63	Indicates the PDCP SN length of the DRB.
>>RLC Mode	M		9.2.3.28	Indicates the RLC mode to be used in the assisting node.
>>secondary SN UL PDCP UP TNL Information	O		UP Transport Parameters 9.2.3.76	S-NG-RAN node endpoint(s) of a DRB's Xn transport bearer at its PDCP resource. For delivery of UL PDUs in case of PDCP duplication.
>>Duplication Activation	O		9.2.3.71	Information on the initial state of UL PDCP duplication
>>UL Configuration	O		9.2.3.75	Information about UL usage in the M-NG-RAN node.
<b>&gt;&gt;QoS Flows Mapped To DRB List</b>		1		
<b>&gt;&gt;&gt;QoS Flows Mapped To DRB Item</b>		1 .. <maxnoofQoSFlows>		
>>>>QoS Flow Identifier	M		9.2.3.10	
>>>>MCG requested GBR QoS Flow Information	O		GBR QoS Flow Information 9.2.3.6	This IE contains GBR QoS Flow Information necessary for the MCG part.
>>>>QoS Flow Mapping Indication	O		9.2.3.79	
Data Forwarding Info from target NG-RAN node	O		9.2.1.16	
QoS Flows Not Admitted List	O		QoS Flow List with Cause 9.2.1.4	
Security Result	O		9.2.3.67	

Range bound	Explanation
maxnoofDRBs	Maximum no. of DRBs allowed towards one UE. Value is 32.
maxnoofQoSFlows	Maximum no. of QoS flows. Value is 64

### 9.2.1.7 PDU Session Resource Setup Info – MN terminated

This IE contains information for the addition of S-NG-RAN node resources related to a PDU session for DRBs configured with an MN terminated bearer option.

IE/Group Name	Presence	Range	IE type and reference	Semantics description
PDU Session Type	M		9.2.3.19	
<b>DRBs To Be Setup List</b>		1		
<b>&gt;DRBs to Be Setup Item</b>		1 .. <maxnoof DRBs>		
>>DRB ID	M		9.2.3.33	
>>MN UL PDCP UP TNL Information	M		UP Transport Parameters 9.2.3.76	M-NG-RAN node endpoint(s) of a DRB's Xn-U transport bearer at its PDCP resource. For delivery of UL PDUs.
>>RLC Mode	M		9.2.3.28	Indicates the RLC mode to be used in the assisting node.
>>UL Configuration	O		9.2.3.75	Information about UL usage in the S-NG-RAN node.
>>DRB QoS	M		QoS Flow Level QoS Parameters 9.2.3.5	
>>PDCP SN Length	O		9.2.3.63	Indicates the PDCP SN length of the DRB.
>>secondary MN UL PDCP UP TNL Information	O		UP Transport Parameters 9.2.3.76	M-NG-RAN node endpoint(s) of a DRB's Xn transport bearer at its PDCP resource. For delivery of UL PDUs in case of PDCP duplication.
>>Duplication Activation	O		9.2.3.71	Information on the initial state of UL PDCP duplication
<b>&gt;&gt;QoS Flows Mapped To DRB List</b>		1		
<b>&gt;&gt;&gt;QoS Flows Mapped To DRB Item</b>		1 .. <maxnoof QoSFlows>		
>>>>QoS Flow Identifier	M		9.2.3.10	
>>>>QoS Flow Level QoS Parameters	M		9.2.3.5	
>>>>QoS Flow Mapping Indication	O		9.2.3.79	

Range bound	Explanation
maxnoofDRBs	Maximum no. of DRBs allowed towards one UE. Value is 32.
maxnoofQoSFlows	Maximum no. of QoS flows allowed within one PDU session. Value is 64.

### 9.2.1.8 PDU Session Resource Setup Response Info – MN terminated

This IE contains the result of the addition of S-NG-RAN node resources related to a PDU session for DRBs configured with an MN terminated bearer option.

IE/Group Name	Presence	Range	IE type and reference	Semantics description
<b>DRBs Admitted List</b>		1		
<b>&gt;DRBs Admitted Item</b>		1 .. <maxnoof DRBs>		
>>DRB ID	M		9.2.3.33	
>>SN DL SCG UP TNL Information	M		UP Transport Parameters 9.2.3.76	S-NG-RAN node GTP-U tunnel endpoint(s) of the DRB's Xn transport at its Lower Layer SCG resource. For delivery of DL PDUs.
>>secondary SN DL SCG UP TNL Information	O		UP Transport Parameters 9.2.3.76	S-NG-RAN node GTP-U tunnel endpoint(s) of the DRB's Xn transport at its Lower Layer SCG resource. For delivery of DL PDUs in case of PDCP duplication.
>>LCID	O		9.2.3.70	LCID for primary path if PDCP duplication is applied

Range bound	Explanation
maxnoofDRBs	Maximum no. of DRBs allowed towards one UE. Value is 32.

### 9.2.1.9 PDU Session Resource Modification Info – SN terminated

This IE contains information related to a PDU session resource for an M-NG-RAN node initiated request to modify DRBs configured with an SN terminated bearer option.



IE/Group Name	Presence	Range	IE type and reference	Semantics description
UL NG-U UP TNL Information at UPF	O		UP Transport Layer Information 9.2.3.30	UPF endpoint of the NG-U transport bearer. For delivery of UL PDUs
Network Instance	O		9.2.3.85	
<b>QoS Flows To Be Setup List</b>		0..1		
<b>&gt;QoS Flows To Be Setup Item</b>		1 .. <maxnoof QoSFlow s>		
>>QoS Flow Identifier	M		9.2.3.10	
>>QoS Flow Level QoS Parameters	M		9.2.3.5	For GBR QoS flows, this IE contains GBR QoS flow information as received at NG-C
>>Offered GBR QoS Flow Information	O		GBR QoS Flow Information 9.2.3.6	This IE contains M-Node offered GBR QoS Flow Information.
Data Forwarding and Offloading Info from source NG-RAN node	O		9.2.1.17	Applicable for the QoS flows contained in the <i>QoS Flows To Be Setup List</i> IE.
<b>QoS Flows To Be Modified List</b>		0..1		
<b>&gt;QoS Flows To Be Modified Item</b>		1 .. <maxnoof QoSFlow s>		
>>QoS Flow Identifier	M		9.2.3.10	
>>QoS Flow Level QoS Parameters	O		9.2.3.5	For GBR QoS flows, this IE contains GBR QoS flow information as received at NG-C
>>Offered GBR QoS Flow Information	O		GBR QoS Flow Information 9.2.3.6	This IE contains M-Node offered GBR QoS Flow Information.
QoS Flows To Be Released List		0..1	QoS Flow List with Cause 9.2.1.4	
<b>DRBs To Be Modified List</b>		0..1		
<b>&gt;DRBs to Be Modified Item</b>		1 .. <maxnoof DRBs>		
>>DRB ID	M		9.2.3.33	
>>MN DL CG UP TNL Information	O		UP Transport Parameters 9.2.3.76	M-NG-RAN node GTP-U endpoint(s) of a DRB's Xn transport bearer at its lower layer MCG resource. For delivery of DL PDUs.
>>secondary MN DL PDCP UP TNL Information	O		UP Transport Parameters 9.2.3.76	M-NG-RAN node GTP-U endpoint(s) of a DRB's Xn transport bearer at its lower layer MCG resource. For delivery of DL PDUs in case of PDCP duplication.
>>LCID	O		9.2.3.70	LCID for primary path if PDCP duplication is applied
>>RLC Status	O		9.2.3.80	
DRBs To Be Released List	O		DRB List with Cause 9.2.1.28	

Range bound	Explanation
maxnoofQoSFlows	Maximum no. of QoS flows. Value is 64.

### 9.2.1.10 PDU Session Resource Modification Response Info – SN terminated

This IE contains the PDU session resource related result of an M-NG-RAN node initiated request to modify DRBs configured with an SN terminated bearer option.

IE/Group Name	Presence	Range	IE type and reference	Semantics description
DL NG-U UP TNL Information at NG-RAN	O		UP Transport Layer Information 9.2.3.30	S-NG-RAN node endpoint of the NG transport bearer. For delivery of DL PDUs.
<b>DRBs To Be Setup List</b>		0..1		
<b>&gt;DRBs to Be Setup Item</b>		1 .. <maxnoof DRBs>		
>>DRB ID	M		9.2.3.33	
>>SN UL PDCP UP TNL Information	M		UP Transport Parameters 9.2.3.76	S-NG-RAN node endpoint(s) of a DRB's Xn transport bearer at its PDCP resource. For delivery of UL PDUs.
>>DRB QoS	M		QoS Flow Level QoS Parameters 9.2.3.5	
>>PDCP SN Length	O		9.2.3.63	Indicates the PDCP SN length of the DRB.
>>RLC Mode	M		9.2.3.28	Indicates the RLC mode to be used in the assisting node.
>>secondary SN UL PDCP UP TNL Information	O		UP Transport Parameters 9.2.3.76	S-NG-RAN node endpoint(s) of a DRB's Xn transport bearer at its PDCP resource. For delivery of UL PDUs in case of PDCP duplication.
>>Duplication Activation	O		9.2.3.71	Information on the initial state of UL PDCP duplication
>>UL Configuration	O		9.2.3.75	Information about UL usage in the S-NG-RAN node.
<b>&gt;&gt;QoS Flows Mapped To DRB List</b>		1		
<b>&gt;&gt;&gt;QoS Flows Mapped To DRB Item</b>		1 .. <maxnoof QoSFlows>		
>>>>QoS Flow Identifier	M		9.2.3.10	
>>>>MCG requested GBR QoS Flow Information	O		GBR QoS Flow Information 9.2.3.6	This IE contains GBR QoS Flow Information necessary for the MCG part.
>>>>QoS Flow Mapping Indication	O		9.2.3.79	
Data Forwarding Info from target NG-RAN node	O		9.2.1.16	Applicable for the QoS flows in DRBs to be setup.
<b>DRBs To Be Modified List</b>		0..1		
<b>&gt;DRBs to Be Modified Item</b>		1 .. <maxnoof DRBs>		
>>DRB ID	M		9.2.3.33	
>>SN UL PDCP UP TNL Information	O		UP Transport Parameters 9.2.3.76	S-NG-RAN node endpoint(s) of a DRB's Xn transport bearer at its PDCP resource. For delivery of UL PDUs.
>>DRB QoS	O		QoS Flow Level QoS Parameters 9.2.3.5	
>>PDCP SN Length	O		9.2.3.63	Indicates the PDCP SN length of the DRB.
<b>&gt;&gt;QoS Flows Mapped to DRB List</b>		0..1		Overwriting the existing QoS Flow List
<b>&gt;&gt;&gt;QoS Flows Mapped to DRB Item</b>		1 .. <maxnoof QoSFlows>		
>>>>QoS Flow Identifier	M		9.2.3.10	

>>>>MCG requested GBR QoS Flow Information	O		GBR QoS Flow Information 9.2.3.6	This IE contains GBR QoS Flow Information necessary for the MCG part.
>>>>QoS Flow Mapping Indication	O		9.2.3.79	
<b>DRBs To Be Released List</b>		0..1		
<b>&gt;DRBs to Be Released Item</b>		1 .. <maxnoof DRBs>		
>>DRB ID	M		9.2.3.33	
>>Cause	O		9.2.3.2	
Data Forwarding and Offloading Info from source NG-RAN node	O		9.2.1.17	Contains DL Data Forwarding indications for QoS Flows removed from the SDAP in the SN.
QoS Flows Not Admitted to be Added List	O		QoS Flow List with Cause 9.2.1.4	
QoS Flows Released List	O		QoS Flow List with Cause 9.2.1.4	

Range bound	Explanation
maxnoofDRBs	Maximum no. of DRBs allowed towards one UE. Value is 32.
maxnoofQoSFlows	Maximum no. of QoS flows. Value is 64.

### 9.2.1.11 PDU Session Resource Modification Info – MN terminated

This IE contains information related to PDU session resource for an M-NG-RAN node initiated request to modify DRBs configured with an MN terminated bearer option.

IE/Group Name	Presence	Range	IE type and reference	Semantics description
PDU Session Type	M		9.2.3.19	
<b>DRBs To Be Setup List</b>		0..1		
<b>&gt;DRBs to Be Setup Item</b>		1 .. <maxnoof DRBs>		
>>DRB ID	M		9.2.3.33	
>>MN UL PDCP UP TNL Information	M		UP Transport Parameters 9.2.3.76	M-NG-RAN node endpoint(s) of a DRB's Xn transport bearer at its PDCP resource. For delivery of UL PDUs.
>>RLC Mode	M		9.2.3.28	Indicates the RLC mode to be used in the assisting node.
>>UL Configuration	O		9.2.3.75	Information about UL usage in the S-NG-RAN node.
>>DRB QoS	M		QoS Flow Level QoS Parameters 9.2.3.5	
>>PDCP SN Length	O		9.2.3.63	Indicates the PDCP SN length of the DRB.
>>secondary MN UL PDCP UP TNL Information	O		UP Transport Parameters 9.2.3.76	M-NG-RAN node endpoint(s) of a DRB's Xn transport bearer at its PDCP resource. For delivery of UL PDUs in case of PDCP duplication.
>>Duplication Activation	O		9.2.3.71	Information on the initial state of UL PDCP duplication
<b>&gt;&gt;QoS Flows Mapped to DRB List</b>		1		
<b>&gt;&gt;&gt;QoS Flows Mapped To DRB Item</b>		1 .. <maxnoof QoSFlows>		
>>>>QoS Flow Identifier	M		9.2.3.10	
>>>>QoS Flow Level QoS Parameters	M		9.2.3.5	
>>>>QoS Flow Mapping Indication	O		9.2.3.79	
<b>DRBs To Be Modified List</b>		0..1		
<b>&gt;DRBs to Be Modified Item</b>		1 .. <maxnoof DRBs>		
>>DRB ID	M		9.2.3.33	
>>MN UL PDCP UP TNL Information	O		UP Transport Parameters 9.2.3.76	M-NG-RAN node endpoint(s) of a DRB's Xn transport bearer at its PDCP resource. For delivery of UL PDUs.
>>DRB QoS	O		QoS Flow Level QoS Parameters 9.2.3.5	
>>PDCP SN Length	O		9.2.3.63	Indicates the PDCP SN length of the DRB.
>>secondary MN UL PDCP UP TNL Information	O		UP Transport Parameters 9.2.3.76	M-NG-RAN node endpoint(s) of a DRB's Xn transport bearer at its PDCP resource. For delivery of UL PDUs in case of PDCP duplication.
>>UL Configuration	O		9.2.3.75	Information about UL usage in the S-NG-RAN node.
>>PDCP Duplication Configuration	O		9.2.3.86	
>>Duplication Activation	O		9.2.3.71	
<b>&gt;&gt;QoS Flows Mapped To DRB List</b>		0..1		Overwriting the existing QoS Flow List

<b>&gt;&gt;&gt;QoS Flows Mapped To DRB Item</b>		1 .. <maxnoof QoS Flows>		
>>>>QoS Flow Identifier	M		9.2.3.10	
>>>>QoS Flow Level QoS Parameters	M		9.2.3.5	
>>>>QoS Flow Mapping Indication	O		9.2.3.79	
DRBs To Be Released List	O		DRB List with Cause 9.2.1.28	

Range bound	Explanation
maxnoofDRBs	Maximum no. of DRBs allowed towards one UE. Value is 32.
maxnoofQoSFlows	Maximum no. of QoS flows allowed within one PDU session. Value is 64.

### 9.2.1.12 PDU Session Resource Modification Response Info – MN terminated

This IE contains the PDU session resource related result of an M-NG-RAN node initiated modification of DRBs configured with an MN terminated bearer option.

IE/Group Name	Presence	Range	IE type and reference	Semantics description
<b>DRBs Admitted to be Setup or Modified List</b>		1		
<b>&gt;DRBs Admitted to be Setup or Modified Item</b>		1 .. <maxnoof DRBs>		
>>DRB ID	M		9.2.3.33	
>>SN DL SCG UP TNL Information	O		UP Transport Parameters 9.2.3.76	S-NG-RAN node GTP-U tunnel endpoint(s) of the DRB's Xn transport at its Lower Layer SCG resource. For delivery of DL PDUs.
>>secondary SN DL SCG UP TNL Information	O		UP Transport Parameters 9.2.3.76	S-NG-RAN node GTP-U tunnel endpoint(s) of the DRB's Xn transport at its Lower Layer SCG resource. For delivery of DL PDUs in case of PDCP duplication.
>>LCID	O		9.2.3.70	LCID for primary path if PDCP duplication is applied
<b>DRBs Released List</b>	O		DRB List 9.2.1.29	
<b>DRBs Not Admitted To Be Setup or Modified List</b>	O		DRB List with Cause 9.2.1.28	

Range bound	Explanation
maxnoofDRBs	Maximum no. of DRBs allowed towards one UE. Value is 32.

### 9.2.1.13 UE Context Information Retrieve UE Context Response

This IE contains the UE context information.

IE/Group Name	Presence	Range	IE type and reference	Semantics description
NG-C UE associated Signalling reference	M		AMF UE NGAP ID 9.2.3.26	Allocated at the AMF on the old NG-C connection.
Signalling TNL Association Address at source NG-C side	M		CP Transport Layer Information 9.2.3.31	This IE indicates the AMF's IP address of the SCTP association used at the source NG-C interface instance.
UE Security Capabilities	M		9.2.3.49	
AS Security Information	M		9.2.3.50	
UE Aggregate Maximum Bit Rate	M		9.2.3.17	
PDU Session Resources To Be Setup List	M		9.2.1.1	
RRC Context	M		OCTET STRING	Either includes the <i>HandoverPreparationInformation</i> message as defined in subclause 11.2.2 of TS 38.331[10], if the old and new serving NG-RAN nodes are gNBs, or the <i>HandoverPreparationInformation</i> message as defined in subclause 10.2.2 of TS 36.331 [14], if the old and new serving NG-RAN nodes are ng-eNBs.
Mobility Restriction List	O		9.2.3.53	
Index to RAT/Frequency Selection Priority	O		9.2.3.23	

#### 9.2.1.14 DRBs Subject To Status Transfer List

This IE contains a list of DRBs containing information about PDCP PDU transfer status.

IE/Group Name	Presence	Range	IE type and reference	Semantics description
<b>DRBs Subject To Status Transfer Item</b>		1 .. <maxnoof DRBs>		
>DRB ID	M		9.2.3.33	
>CHOICE PDCP Status Transfer UL	M			
>> 12 bits				
>>>Receive Status Of PDCP SDU	O		BIT STRING (1..2048)	The IE is used in case of 12-bit long PDCP-SN. The first bit indicates the status of the SDU after the First Missing UL PDCP SDU. The Nth bit indicates the status of the UL PDCP SDU in position (N + First Missing SDU Number) modulo (1 + the maximum value of the PDCP-SN).  0: PDCP SDU has not been received. 1: PDCP SDU has been received correctly.
>>>UL COUNT Value	M		COUNT Value for PDCP SN Length 12 9.2.3.36	PDCP-SN and Hyper Frame Number of the first missing UL SDU in case of 12-bit long PDCP-SN
>> 18 bits				
>>>Receive Status Of PDCP SDU	O		BIT STRING (1..131072)	The IE is used in case of 18-bit long PDCP-SN. The first bit indicates the status of the SDU after the First Missing UL PDCP SDU. The Nth bit indicates the status of the UL PDCP SDU in position (N + First Missing SDU Number) modulo (1 + the maximum value of the PDCP-SN).  0: PDCP SDU has not been received. 1: PDCP SDU has been received correctly.
>>>UL COUNT Value	M		COUNT Value for PDCP SN Length 18 9.2.3.37	PDCP-SN and Hyper Frame Number of the first missing UL SDU in case of 18-bit long PDCP-SN
>CHOICE PDCP Status Transfer DL	M			
>> 12 bits				
>>>DL COUNT Value	M		COUNT Value for PDCP SN Length 12 9.2.3.36	PDCP-SN and Hyper Frame Number that the target NG-RAN node (handover) or the NG-RAN node to which the DRB context is transferred (dual connectivity) should assign for the next DL SDU not having an SN yet in case of 12-bit long PDCP-SN
>> 18 bits				
>>>DL COUNT Value	M		COUNT Value for PDCP SN Length 18 9.2.3.37	PDCP-SN and Hyper Frame Number that the target NG-RAN node (handover) or the NG-RAN node to which the DRB context is transferred (dual connectivity) should assign for the next DL SDU not having an SN yet in case of 18-bit long PDCP-SN

Range bound	Explanation
maxnoofDRBs	Maximum no. of DRBs allowed towards one UE. Value is 32.

## 9.2.1.15 DRB to QoS Flow Mapping List

This IE contains a list of DRBs containing information about the mapped QoS flows.

IE/Group Name	Presence	Range	IE type and reference	Semantics description
<b>DRBs to QoS Flow Mapping Item</b>		1.. <maxnoofDRBs>		
>DRB ID	M		9.2.3.33	
>QoS Flows List		1		
>>QoS Flow Item		1.. <maxnoofQoSFlows>		
>>>QoS Flow Identifier	M		9.2.3.10	
>>>QoS Flow Mapping Indication	O		9.2.3.79	
>RLC Mode	M		9.2.3.28	Indicates the RLC mode for PDCP transfer between M-NG-RAN node and S-NG-RAN node.

Range bound	Explanation
maxnoofDRBs	Maximum no. of DRBs allowed towards one UE. Value is 32.
maxnoofQoSFlows	Maximum no. of QoS flows allowed within one PDU session. Value is 64.

## 9.2.1.16 Data Forwarding Info from target NG-RAN node

This IE contains TNL information for the establishment of data forwarding tunnels towards the target NG-RAN node.

IE/Group Name	Presence	Range	IE type and reference	Semantics description
<b>QoS Flows Accepted For Data Forwarding List</b>		1		
>QoS Flows Accepted For Data Forwarding Item		1.. <maxnoofQoSFlows>		
>>QoS Flow Identifier	M		9.2.3.10	
PDU Session level DL data forwarding UP TNL Information	O		UP Transport Layer Information 9.2.3.30	To forward NG-U DL SDAP SDUs to the target node.
PDU Session level UL data forwarding UP TNL Information	O		UP Transport Layer Information 9.2.3.30	To forward NG-U UL SDAP SDU to the target node.
<b>Data Forwarding Response DRB List</b>		0..1		
>Data Forwarding Response DRB Item		1.. <maxnoofDRBs>		
>>DRB ID	M		9.2.3.33	
>>DL Forwarding UP TNL Information	O		UP Transport Layer Information 9.2.3.30	
>>UL Forwarding UP TNL Information	O		UP Transport Layer Information 9.2.3.30	



Range bound	Explanation
maxnoofDRBs	Maximum no. of DRBs. Value is 32.
maxnoofQoSFlows	Maximum no. of QoS flows allowed within one PDU session. Value is 64.

### 9.2.1.17 Data Forwarding and Offloading Info from source NG-RAN node

This IE contains information from a source NG-RAN node regarding per QoS flow proposed data forwarding and offloading.

IE/Group Name	Presence	Range	IE type and reference	Semantics description
QoS Flows To Be Forwarded List		1		
>QoS Flows To Be Forwarded Item		1 .. <maxnoofQoSFlows>		
>>QoS Flow Identifier	M		9.2.3.10	
>>DL Forwarding	M		9.2.3.34	
>>UL Forwarding	O		9.2.3.90	
Source DRB to QoS Flow Mapping List	O		DRB to QoS Flow Mapping List 9.2.1.15	

Range bound	Explanation
maxnoofQoSFlows	Maximum no. of QoS flows allowed within one PDU session. Value is 64.

### 9.2.1.18 PDU Session Resource Change Required Info – SN terminated

This IE contains information for the S-NG-RAN node initiated request for an S-NG-RAN node change related to a PDU session resource with DRBs configured with an SN terminated bearer option.

IE/Group Name	Presence	Range	IE type and reference	Semantics description
Data Forwarding and Offloading Info from source NG-RAN node	O		9.2.1.17	

### 9.2.1.19 PDU Session Resource Change Confirm Info – SN terminated

This IE contains information for the M-NG-RAN node's confirmation of an S-NG-RAN node initiated request for an S-NG-RAN node change related to a PDU session resource with DRBs configured with an SN terminated bearer option.

IE/Group Name	Presence	Range	IE type and reference	Semantics description
Data Forwarding Info from target NG-RAN node	O		9.2.1.16	

### 9.2.1.20 PDU Session Resource Modification Required Info – SN terminated

This IE contains PDU session resource information of an S-NG-RAN node initiated modification request of DRBs configured with an SN terminated bearer option.

IE/Group Name	Presence	Range	IE type and reference	Semantics description
DL NG-U UP TNL Information at NG-RAN	O		UP Transport Layer Information 9.2.3.30	S-NG-RAN node endpoint of the NG-U transport bearer. For delivery of DL PDUs.
QoS Flows To Be Released List	O		QoS Flow List with Cause 9.2.1.4	
Data Forwarding and Offloading Info from source NG-RAN node	O		9.2.1.17	This IE only applies to QoS flows included in the <i>QoS Flows To Be Released List</i> IE.
<b>DRBs To Be Setup List</b>		0..1		
<b>&gt;DRBs to Be Setup Item</b>		1 .. <maxnoof DRBs>		
>>DRB ID	M		9.2.3.33	
>>PDCP SN Length	O		9.2.3.63	Indicates the PDCP SN length of the DRB.
>>SN UL PDCP UP TNL Information	M		UP Transport Parameters 9.2.3.76	S-NG-RAN node endpoint(s) of a DRB's Xn transport bearer at its PDCP resource. For delivery of UL PDUs.
>>DRB QoS	M		QoS Flow Level QoS Parameters 9.2.3.5	
>>secondary SN UL PDCP UP TNL Information	O		UP Transport Parameters 9.2.3.76	S-NG-RAN node endpoint(s) of a DRB's Xn transport bearer at its PDCP resource. For delivery of UL PDUs in case of PDCP Duplication.
>>Duplication Activation	O		9.2.3.71	Information on the initial state of UL PDCP duplication.
>>UL Configuration	O		9.2.3.75	Information about UL usage in the S-NG-RAN node.
<b>&gt;&gt;QoS Flows Mapped To DRB List</b>		1		
<b>&gt;&gt;&gt;QoS Flows Mapped To DRB Item</b>		1 .. <maxnoof QoSFlows >		
>>>>QoS Flow Identifier	M		9.2.3.10	
>>>>MCG requested GBR QoS Flow Information	O		GBR QoS Flow Information 9.2.3.6	This IE contains GBR QoS Flow Information necessary for the MCG part.
>>>>QoS Flow Mapping Indication	O		9.2.3.79	
>>RLC Mode	M		9.2.3.28	Indicates the RLC mode at the assisting node.
<b>DRBs To Be Modified List</b>		0..1		
<b>&gt;DRBs to Be Modified Item</b>		1 .. <maxnoof DRBs>		
>>DRB ID	M		9.2.3.33	
>>SN UL PDCP UP TNL Information	O		UP Transport Parameters 9.2.3.76	S-NG-RAN node endpoint(s) of a DRB's Xn transport bearer at its PDCP resource. For delivery of UL PDUs.
>>DRB QoS	O		QoS Flow Level QoS Parameters 9.2.3.5	
>>secondary SN UL PDCP UP TNL Information	O		UP Transport Parameters 9.2.3.76	S-NG-RAN node endpoint(s) of a DRB's Xn transport bearer at its PDCP resource. For delivery of UL PDUs in case of PDCP Duplication.
>>UL Configuration	O		9.2.3.75	Information about UL usage in the S-NG-RAN node.

>>PDCP Duplication Configuration	O		9.2.3.86	
>>Duplication Activation	O		9.2.3.71	
>>QoS Flows Mapped to DRB List		0..1		Overwriting the existing QoS Flow List
>>>QoS Flows Mapped to DRB Item		1 .. <maxnoof QoSFlows >		
>>>>QoS Flow Identifier	M		9.2.3.10	
>>>>MCG requested GBR QoS Flow Information	O		GBR QoS Flow Information 9.2.3.6	This IE contains GBR QoS Flow Information necessary for the MCG part.
>>>>QoS Flow Mapping Indication	O		9.2.3.79	
<b>DRBs To Be Released List</b>	O		DRB List with Cause 9.2.1.28	

Range bound	Explanation
maxnoofDRBs	Maximum no. of DRBs allowed towards one UE. Value is 32.
maxnoofQoSFlows	Maximum no. of QoS flows. Value is 64.

### 9.2.1.21 PDU Session Resource Modification Confirm Info – SN terminated

This IE contains the PDU session resource related result of an S-NG-RAN node initiated modification of DRBs configured with an SN terminated bearer option.

IE/Group Name	Presence	Range	IE type and reference	Semantics description
UL NG-U UP TNL Information at UPF	O		UP Transport Layer Information 9.2.3.30	UPF endpoint of the NG-U transport bearer. For delivery of UL PDUs
<b>DRBs Admitted to be Setup or Modified List</b>		1		
<b>&gt;DRBs Admitted to be Setup or Modified Item</b>		1 .. <maxnoof DRBs>		
>>DRB ID	M		9.2.3.33	
>>MN DL CG UP TNL Information	O		UP Transport Parameters 9.2.3.76	M-NG-RAN node endpoint(s) of the DRB's Xn transport at its Lower Layer MCG resource. For delivery of DL PDUs.
>>secondary MN DL CG UP TNL Information	O		UP Transport Parameters 9.2.3.76	M-NG-RAN node endpoint(s) of the DRB's Xn transport at its Lower Layer MCG resource. For delivery of DL PDUs at the case of PDCP duplication.
>>LCID	O		9.2.3.70	LCID for primary path if PDCP duplication is applied.
DRBs Not Admitted To Be Setup or Modified List	O		DRB List with Cause 9.2.1.28	
Data Forwarding Info from target NG-RAN node	O		9.2.1.16	Forwarding Addresses for both, QoS flow and DRB level offloading.

Range bound	Explanation
maxnoofDRBs	Maximum no. of DRBs allowed towards one UE. Value is 32.
maxnoofQoSFlows	Maximum no. of QoS flows. Value is 64.

### 9.2.1.22 PDU Session Resource Modification Required Info – MN terminated

This IE contains PDU session resource information of an S-NG-RAN node initiated modification request of DRBs configured with an MN terminated bearer option.

IE/Group Name	Presence	Range	IE type and reference	Semantics description
<b>DRBs To Be Modified List</b>	O			
<b>&gt;DRBs To Be Modified Item</b>		1..<maxnoof DRBs>		
>>DRB ID	M		9.2.3.33	
>>SN DL PDCP UP TNL Information	M		UP Transport Layer Information 9.2.3.30	S-NG-RAN node endpoint of a DRB's Xn transport bearer. For delivery of DL PDUs.
>>secondary SN DL PDCP UP TNL Information	O		UP Transport Layer Information 9.2.3.30	S-NG-RAN node endpoint of a DRB's Xn transport bearer. For delivery of DL PDUs in case of PDCP Duplication
>>LCID	O		9.2.3.70	LCID for primary path if PDCP duplication is applied
>>RLC Status	O		9.2.3.80	
<b>DRBs To Be Released List</b>	O		DRB List with Cause 9.2.1.28	

Range bound	Explanation
maxnoofDRBs	Maximum no. of DRBs. Value is 32.

### 9.2.1.23 PDU Session Resource Modification Confirm Info – MN terminated

This IE contains the PDU session resource related result of an S-NG-RAN node initiated modification of DRBs configured with an MN terminated bearer option.

NOTE: In the current version of this specification, this IE has no content, apart from an extension container.

IE/Group Name	Presence	Range	IE type and reference	Semantics description

### 9.2.1.24 PDU Session List with data forwarding request info

This IE contains a list of PDU session related data forwarding request information.

IE/Group Name	Presence	Range	IE type and reference	Semantics description
<b>PDU Session Resource Release Request with SDAP Change Item</b>		1 .. <maxnoofPDU sessions>		
>PDU Session ID	M		9.2.3.18	
>Data Forwarding and Offloading Info from source NG-RAN node	O		9.2.1.17	
>DRBs To Be Released List	O		DRB to QoS Flow Mapping List 9.2.1.15	Indicate the QoS flow mapping and RLC mode of the released DRBs.

Range bound	Explanation
maxnoofPDUsessions	Maximum no. of PDU sessions. Value is 256.

### 9.2.1.25 PDU Session List with data forwarding info from the target node

This IE contains a list of PDU session related data forwarding information from the target NG-RAN node.

IE/Group Name	Presence	Range	IE type and reference	Semantics description
<b>PDU Session List with data forwarding from the target node</b>		1 .. <maxnoofPDUsessions>		
>PDU Session ID	M		9.2.3.18	
>Data Forwarding Info from target NG-RAN node	O		9.2.1.16	

Range bound	Explanation
maxnoofPDUsessions	Maximum no. of PDU sessions. Value is 256.

### 9.2.1.26 PDU Session List with Cause

This IE contains a list of PDU Sessions, a cause may accompany each list element.

IE/Group Name	Presence	Range	IE type and reference	Semantics description
<b>PDU Session List with Cause</b>		1 .. <maxnoofPDUsessions>		
>PDU Session ID	M		9.2.3.18	
>Cause	O		9.2.3.2	

Range bound	Explanation
maxnoofPDUsessions	Maximum no. of PDU sessions. Value is 256

### 9.2.1.27 PDU Session List

This IE contains a list of PDU sessions.

IE/Group Name	Presence	Range	IE type and reference	Semantics description
<b>PDU Session List</b>		1 .. <maxnoofPDUsessions>		
>PDU Session ID	M		9.2.3.18	

Range bound	Explanation
maxnoofPDUsessions	Maximum no. of PDU sessions. Value is 256.

### 9.2.1.28 DRB List with Cause

This IE contains a list of DRBs, a cause may accompany each list element.

IE/Group Name	Presence	Range	IE type and reference	Semantics description
<b>DRB List with Cause</b>		1 .. <maxnoof DRBs>		
>DRB ID	M		9.2.3.33	
>Cause	M		9.2.3.2	
>RLC Mode	O		9.2.3.28	Indicates the RLC mode for PDCP transfer between M-NG-RAN node and S-NG-RAN node.

Range bound	Explanation
maxnoofDRBs	Maximum no. of PDU sessions. Value is 32.

### 9.2.1.29 DRB List

This IE contains a list of DRBs.

IE/Group Name	Presence	Range	IE type and reference	Semantics description
<b>DRB List</b>		1 .. <maxnoofDR Bs>		
>DRB ID	M		9.2.3.33	

Range bound	Explanation
maxnoofDRBs	Maximum no. of DRBs. Value is 32.

### 9.2.1.30 PDU Session Resource Setup Complete Info – SN terminated

This IE contains information to complete the establishment of Xn-U bearers for SN terminated bearers.

IE/Group Name	Presence	Range	IE type and reference	Semantics description
PDU Session Type	M		9.2.3.19	
<b>DRBs To Be Setup List</b>		1		
>DRBs to Be Setup Item		1 .. <maxnoof DRBs>		
>>DRB ID	M		9.2.3.33	
>>MN DL Xn UP TNL Information	M		UP Transport Layer Information 9.2.3.30	M-NG-RAN node endpoint of a DRB's Xn-U transport. For delivery of DL PDUs.

Range bound	Explanation
maxnoofDRBs	Maximum no. of DRBs allowed towards one UE. Value is 32.

## 9.2.1.31 Secondary Data Forwarding Info from target NG-RAN node List

IE/Group Name	Presence	Range	IE type and reference	Semantics description
<b>Secondary Data Forwarding Info from target NG-RAN node Item</b>		<i>1..&lt;maxnoofMultiConnectivityMinusOne&gt;</i>		
> Secondary Data Forwarding Info from target NG-RAN node	M		Data Forwarding Info from target NG-RAN node 9.2.1.16	

Range bound	Explanation
<i>maxnoofMultiConnectivityMinusOne</i>	Maximum no. of <i>MultiConnectivity minus one</i> . Value is 3

## 9.2.1.32 Additional UL NG-U UP TNL Information at UPF List

IE/Group Name	Presence	Range	IE type and reference	Semantics description
<b>Additional UL NG-U UP TNL Information at UPF Item</b>		<i>1..&lt;maxnoofMultiConnectivityMinusOne&gt;</i>		
> Additional UL NG-U UP TNL Information at UPF	M		UP Transport Layer Information 9.2.3.30	

Range bound	Explanation
<i>maxnoofMultiConnectivityMinusOne</i>	Maximum no. of <i>MultiConnectivity minus one</i> . Value is 3

## 9.2.2 NG-RAN Node and Cell Configuration related IE definitions

## 9.2.2.1 Global gNB ID

This IE is used to globally identify a gNB (see TS 38.300 [9]).

IE/Group Name	Presence	Range	IE type and reference	Semantics description
PLMN Identity	M		9.2.2.4	
CHOICE <i>gNB ID</i>	M			
> <i>gNB ID</i>				
>> <i>gNB ID</i>	M		BIT STRING (SIZE(22..32))	Equal to the leftmost bits of the <i>NR Cell Identity</i> IE contained in the <i>NR CGI</i> IE of each cell served by the gNB.

### 9.2.2.2 Global ng-eNB ID

This IE is used to globally identify an ng-eNB (see TS 38.300 [9]).

IE/Group Name	Presence	Range	IE type and reference	Semantics description
PLMN Identity	M		9.2.2.4	
CHOICE <i>ng-eNB ID</i>	M			
> <i>Macro ng-eNB ID</i>				
>>Macro ng-eNB ID	M		BIT STRING (SIZE(20))	Equal to the 20 leftmost bits of the <i>E-UTRA Cell Identity</i> IE contained in the <i>E-UTRA CGI</i> IE of each cell served by the ng-eNB.
> <i>Short Macro ng-eNB ID</i>				
>>Short Macro ng-eNB ID	M		BIT STRING (SIZE(18))	Equal to the 18 leftmost bits of the <i>E-UTRA Cell Identity</i> IE contained in the <i>E-UTRA CGI</i> IE of each cell served by the ng-eNB.
> <i>Long Macro ng-eNB ID</i>				
>>Long Macro ng-eNB ID	M		BIT STRING (SIZE(21))	Equal to the 21 leftmost bits of the <i>E-UTRA Cell Identity</i> IE contained in the <i>E-UTRA CGI</i> IE of each cell served by the ng-eNB.

### 9.2.2.3 Global NG-RAN Node ID

This IE is used to globally identify an NG-RAN node (see TS 38.300 [9]).

IE/Group Name	Presence	Range	IE type and reference	Semantics description
CHOICE <i>NG-RAN node</i>	M			
> <i>gNB</i>				
>>Global gNB ID	M		9.2.2.1	
> <i>ng-eNB</i>				
>>Global ng-eNB ID	M		9.2.2.2	

### 9.2.2.4 PLMN Identity

This IE indicates the PLMN Identity.

IE/Group Name	Presence	Range	IE type and reference	Semantics description
PLMN Identity	M		OCTET STRING (SIZE(3))	<p>Digits 0 to 9 encoded 0000 to 1001, 1111 used as filler digit.</p> <p>Two digits per octet:  - bits 4 to 1 of octet n encoding digit 2n-1  - bits 8 to 5 of octet n encoding digit 2n</p> <p>PLMN Identity consists of 3 digits from MCC followed by either:  - a filler digit plus 2 digits from MNC (in case of 2 digit MNC) or  - 3 digits from MNC (in case of 3 digit MNC).</p>



### 9.2.2.5 TAC

This information element is used to uniquely identify a Tracking Area within a PLMN.

IE/Group Name	Presence	Range	IE type and reference	Semantics description
TAC	M		OCTET STRING (SIZE (3))	

### 9.2.2.6 RAN Area Code

This IE defines the RAN Area Code.

IE/Group Name	Presence	Range	IE Type and Reference	Semantics Description
RANAC	M		INTEGER (0..255)	

### 9.2.2.7 NR CGI

This IE is used to globally identify an NR cell (see TS 38.300 [9]).

IE/Group Name	Presence	Range	IE type and reference	Semantics description
PLMN Identity	M		9.2.2.4	
NR Cell Identity	M		BIT STRING (SIZE(36))	The leftmost bits of the <i>NR Cell Identity</i> IE correspond to the gNB ID (defined in subclause 9.2.2.1).

### 9.2.2.8 E-UTRA CGI

This IE is used to globally identify an E-UTRA cell (see TS 36.300 [12]).

IE/Group Name	Presence	Range	IE type and reference	Semantics description
PLMN Identity	M		9.2.2.4	
E-UTRA Cell Identity	M		BIT STRING (SIZE(28))	The leftmost bits of the <i>E-UTRA Cell Identity</i> IE correspond to the ng-eNB ID (defined in subclause 9.2.2.2).

### 9.2.2.9 NG-RAN Cell Identity

This IE contains either an NR or an E-UTRA Cell Identity.

IE/Group Name	Presence	Range	IE type and reference	Semantics description
CHOICE <i>Cell Identifier</i>	M			
>NR				
>>NR Cell Identity	M		BIT STRING (SIZE(36))	The leftmost bits of the <i>NR Cell Identity</i> IE correspond to the gNB ID (defined in subclause 9.2.2.1).
>E-UTRA				
>>E-UTRA Cell Identity	M		BIT STRING (SIZE(28))	The leftmost bits of the <i>E-UTRA Cell Identity</i> IE correspond to the ng-eNB ID (defined in subclause 9.2.2.8).

### 9.2.2.10 NG-RAN Cell PCI

This IE defines physical cell ID of a cell served by an NG-RAN node.

IE/Group Name	Presence	Range	IE type and reference	Semantics description
CHOICE <i>RAT</i>	M			
> <i>nr</i>				
>>NR PCI	M		INTEGER (0..1007, ...)	NR Physical Cell ID
> <i>e-utra</i>				
>>E-UTRA PCI	M		INTEGER (0..503, ...)	E-UTRA Physical Cell ID

### 9.2.2.11 Served Cell Information NR

This IE contains cell configuration information of an NR cell that a neighbouring NG-RAN node may need for the Xn AP interface.

IE/Group Name	Presence	Range	IE type and reference	Semantics description
NR-PCI	M		INTEGER (0..1007, ...)	NR Physical Cell ID
NR CGI	M		9.2.2.7	
TAC	M		9.2.2.5	Tracking Area Code
RANAC	O		RAN Area Code 9.2.2.6	
<b>Broadcast PLMNs</b>		<i>1..&lt;maxnoof BPLMNs&gt;</i>		Broadcast PLMNs
>PLMN Identity	M		9.2.2.4	
CHOICE <i>NR-Mode-Info</i>	M			
> <i>FDD</i>				
>> <b>FDD Info</b>		<i>1</i>		
>>>UL NR Frequency Info	M		NR Frequency Info 9.2.2.19	
>>>DL NR Frequency Info	M		NR Frequency Info 9.2.2.19	
>>>UL Transmission Bandwidth	M		NR Transmission Bandwidth 9.2.2.20	
>>>DL Transmission Bandwidth	M		NR Transmission Bandwidth 9.2.2.20	
> <i>TDD</i>				
>> <b>TDD Info</b>		<i>1</i>		
>>>Frequency Info	M		NR Frequency Info 9.2.2.19	
>>>Transmission Bandwidth	M		NR Transmission Bandwidth 9.2.2.20	
Measurement Timing Configuration	M		OCTET STRING	Contains the <i>MeasurementTimingConfiguration</i> inter- node message for the served cell, as defined in TS 38.331 [10].
Connectivity Support	M		9.2.2.28	

Range bound	Explanation
maxnoofBPLMNs	Maximum no. of broadcast PLMNs by a cell. Value is 12.

### 9.2.2.12 Served Cell Information E-UTRA

This IE contains cell configuration information of an E-UTRA cell that a neighbour NG-RAN node may need for the Xn AP interface.

IE/Group Name	Presence	Range	IE type and reference	Semantics description
E-UTRA PCI	M		INTEGER (0..503, ...)	E-UTRA Physical Cell ID
ECGI	M		E-UTRA CGI 9.2.2.8	
TAC	M		9.2.2.5	Tracking Area Code
RANAC	O		RAN Area Code 9.2.2.6	
<b>Broadcast PLMNs</b>		<i>1..&lt;maxnoof BPLMNs&gt;</i>		Broadcast PLMNs NOTE: In this version of the specification, it is possible to broadcast only up to 6 PLMN IDs.
>PLMN Identity	M		9.2.2.4	
CHOICE <i>E-UTRA-Mode-Info</i>	M			
> <i>FDD</i>				
<b>&gt;&gt;FDD Info</b>		<i>1</i>		
>>>UL EARFCN	M		E-UTRA ARFCN 9.2.2.21	Corresponds to N <sub>UL</sub> in TS 36.104 [25] for E-UTRA operating bands for which it is defined; ignored for E-UTRA operating bands for which N <sub>UL</sub> is not defined
>>>DL EARFCN	M		E-UTRA ARFCN 9.2.2.21	Corresponds to N <sub>DL</sub> in TS 36.104 [25]
>>>UL E-UTRA Transmission Bandwidth	M		E-UTRA Transmission Bandwidth 9.2.2.22	Same as DL Transmission Bandwidth in this release; ignored in case UL EARFCN value is ignored
>>>DL E-UTRA Transmission Bandwidth	M		E-UTRA Transmission Bandwidth 9.2.2.22	
> <i>TDD</i>				
<b>&gt;&gt;TDD Info</b>		<i>1</i>		
>>>EARFCN	M		E-UTRA ARFCN 9.2.2.21	Corresponds to N <sub>DL</sub> /N <sub>UL</sub> in TS 36.104 [25]
>>>E-UTRA Transmission Bandwidth	M		9.2.2.22	
>>>Subframe Assignment	M		ENUMERATED (sa0, sa1, sa2, sa3, sa4, sa5, sa6, ...)	Uplink-downlink subframe configuration information defined in TS 36.211 [26]
<b>&gt;&gt;&gt;Special Subframe Info</b>		<i>1</i>		Special subframe configuration information defined in TS 36.211 [26]
>>>>Special Subframe Patterns	M		ENUMERATED (ssp0, ssp1, ssp2, ssp3, ssp4, ssp5, ssp6, ssp7, ssp8, ssp9, ssp10, ...)	
>>>>Cyclic Prefix DL	M		ENUMERATED (Normal, Extended,...)	
>>>>Cyclic Prefix UL	M		ENUMERATED (Normal, Extended, ...)	
Number of Antenna Ports E-UTRA	O		9.2.2.23	

PRACH Configuration	O		E-UTRA PRACH Configuration 9.2.2.25	
<b>MBSFN Subframe Info</b>		<i>0..&lt;maxnoof MBSFN&gt;</i>		MBSFN subframe defined in TS 36.331 [14]
>Radioframe Allocation Period	M		ENUMERATED (n1, n2, n4, n8, n16, n32, ...)	
>Radioframe Allocation Offset	M		INTEGER (0..7, ...)	
>MBSFN Subframe Allocation E-UTRA	M		9.2.2.26	
E-UTRA Multiband Info List	O		9.2.2.24	
FreqBandIndicatorPriority	O		ENUMERATED (not-broadcast, broadcast, ...)	This IE indicates that the eNodeB supports <i>FreqBandIndicationPriority</i> , and whether <i>FreqBandIndicatorPriority</i> is broadcast in SIB 1 (see TS 36.331 [14])
BandwidthReducedSI	O		ENUMERATED (scheduled, ...)	This IE indicates that the <i>SystemInformationBlockType1-BR</i> is scheduled in the cell (see TS 36.331 [14])
Protected E-UTRA Resource Indication	O		9.2.2.29	This IE indicates which E-UTRA control/reference signal resources are protected and are not subject to E-UTRA - NR Cell Resource Coordination.

Range bound	Explanation
maxnoofBPLMNs	Maximum no. of broadcast PLMNs by a cell. The value is 12.
maxnoofMBSFN	Maximum no. of MBSFN frame allocation with different offset. Value is 8.

### 9.2.2.13 Neighbour Information NR

This IE contains cell configuration information of NR cells that a neighbour NG-RAN node may need to properly operate its own served cells.

IE/Group Name	Presence	Range	IE type and reference	Semantics description
Neighbour Information NR		1 .. <maxnoofNeighbours>		
>NRPCI	M		INTEGER (0..1007)	NR Physical Cell ID
>NR CGI	M		9.2.2.7	
>TAC	M		9.2.2.5	Tracking Area Code
>RANAC	O		RAN Area Code 9.2.2.6	
>CHOICE NR-Mode-Info	M			
>>FDD				
>>>FDD Info		1		
>>>>UL NR FreqInfo	M		NR Frequency Info 9.2.2.19	
>>>>DL NR FreqInfo	M		NR Frequency Info 9.2.2.19	
>>TDD				
>>>TDD Info		1		
>>>>NR FreqInfo	M		NR ARFCN Frequency Info 9.2.2.19	
>Connectivity Support	M		9.2.2.28	
>Measurement Timing Configuration	M		OCTET STRING	Contains the <i>MeasurementTimingConfiguration</i> inter-node message for the neighbour cell, as defined in TS 38.331 [10].

Range bound	Explanation
maxnoofNeighbours	Maximum no. of neighbour cells associated to a given served cell. Value is 1024.

### 9.2.2.14 Neighbour Information E-UTRA

This IE contains cell configuration information of E-UTRA cells that a neighbour NG-RAN node may need to properly operate its own served cells.

IE/Group Name	Presence	Range	IE type and reference	Semantics description
E-UTRA Neighbour Information E-UTRA		1 .. <maxnoofNeighbours>		
>E-UTRA PCI	M		INTEGER (0..503, ...)	E-UTRA Physical Cell Identifier of the neighbour cell
>ECGI	M		E-UTRA CGI 9.2.2.8	
>EARFCN	M		E-UTRA ARFCN 9.2.2.21	DL EARFCN for FDD or EARFCN for TDD
>TAC	M		9.2.2.5	Tracking Area Code
>RANAC	O		RAN Area Code 9.2.2.6	

Range bound	Explanation
maxnoofNeighbours	Maximum no. of neighbour cells associated to a given served cell. Value is 1024.

### 9.2.2.15 Served Cells To Update NR

This IE contains updated configuration information for served NR cells exchanged between NG-RAN nodes.

IE/Group Name	Presence	Range	IE type and reference	Semantics description	Criticality	Assigned Criticality
<b>Served Cells NR To Add</b>		$0 .. < \text{maxnoofCell sinNG-RAN node}>$		Complete list of added cells served by the NG-RAN node.	GLOBAL	reject
>Served Cell Information NR	M		9.2.2.11		–	
>Neighbour Information NR	O		9.2.2.13		–	
>Neighbour Information E-UTRA	O		9.2.2.14		–	
<b>Served Cells To Modify NR</b>		$0 .. < \text{maxnoofCell sinNG-RAN node}>$		Complete list of modified cells served by the NG-RAN node.	YES	reject
>Old NR CGI	M		NR CGI 9.2.2.7		–	
>Served Cell Information NR	M		9.2.2.11		–	
>Neighbour Information NR	O		9.2.2.13		–	
>Neighbour Information E-UTRA	O		9.2.2.14		–	
>Deactivation Indication	O		ENUMERATED (deactivated, ...)	Indicates that the concerned cell is switched off for energy saving reasons.	–	
<b>Served Cells To Delete NR</b>		$0 .. < \text{maxnooffCell sinNG-RAN node}>$		Complete list of deleted cells served by the NG-RAN node.	YES	reject
>Old NR-CGI	M		NR CGI 9.2.2.7		–	

Range bound	Explanation
maxnoofCellsInNG-RAN node	Maximum no. cells that can be served by a NG-RAN node. Value is 16384.

### 9.2.2.16 Served Cells to Update E-UTRA

This IE contains updated configuration information for served E-UTRA cells exchanged between NG-RAN nodes.

IE/Group Name	Presence	Range	IE type and reference	Semantics description	Criticality	Assigned Criticality
<b>Served Cells To Add E-UTRA</b>		<i>0 .. &lt; maxnoofCellsInNG-RAN node&gt;</i>		Complete list of added cells served by the NG-RAN node.	YES	reject
>Served Cell Information E-UTRA	M		9.2.2.12		–	
>Neighbour Information NR	O		9.2.2.13		–	
>Neighbour Information E-UTRA	O		9.2.2.14		–	
<b>Served Cells To Modify E-UTRA</b>		<i>0 .. &lt; maxnoofCellsInNG-RAN node&gt;</i>		Complete list of modified cells served by the NG-RAN node.	YES	reject
>Old ECGI	M		E-UTRA CGI 9.2.2.8		–	
>Served Cell Information E-UTRA	M		9.2.2.12		–	
>Neighbour Information NR	O		9.2.2.13		–	
>Neighbour Information E-UTRA	O		9.2.2.14		–	
>Deactivation Indication	O		ENUMERATED (deactivated, ...)	Indicates that the concerned cell is switched off for energy saving reasons.	–	
<b>Served Cells To Delete E-UTRA</b>		<i>0 .. &lt; maxnoofCellsInNG-RAN node &gt;</i>		Complete list of deleted cells served by the NG-RAN node.	YES	reject
>Old ECGI	M		E-UTRA CGI 9.2.2.8		–	

Range bound	Explanation
maxnoofCellsInNG-RAN node	Maximum no. cells that can be served by a NG-RAN node. Value is 16384.

### 9.2.2.17 Cell Assistance Information NR

The *Cell Assistance Information* IE is used by the NG-RAN node to request information about NR cells.

IE/Group Name	Presence	Range	IE Type and Reference	Semantics Description
<i>CHOICE</i> Cell Assistance Type	M			
>Limited NR List				
<b>&gt;&gt;List of Requested NR Cells</b>		<i>1 .. &lt; maxnoofCellsInNG-RAN node&gt;</i>		Included when the NG-RAN node requests a limited list of served NR cells.
>>>NR CGI	M		9.2.2.7	NR cell for which served NR cell information is requested.
>Full NR List				
>>Complete Information Request Indicator	M		ENUMERATED (allServedCellsNR, ...)	Included when the NG-RAN node requests the complete list of served cells for a gNB



Range bound	Explanation
maxnoofCellsInNG-RAN node	Maximum no. cells that can be served by a NG-RAN node. Value is 16384.

### 9.2.2.18 SUL Information

This IE contains information about the SUL carrier.

IE/Group Name	Presence	Range	IE Type and Reference	Semantics Description
SUL Frequency Info	M		INTEGER (0..maxNRARFCN)	RF Reference Frequency as defined in TS 38.104 [24] section 5.4.2.1. The frequency provided in this IE identifies the absolute frequency position of the reference resource block (Common RB 0) of the SUL carrier. Its lowest subcarrier is also known as Point A.
SUL Transmission Bandwidth	M		NR Transmission Bandwidth 9.2.2.20	

Range bound	Explanation
maxNRARFCN	Maximum value of NRARFCNs. Value is 3279165.

### 9.2.2.19 NR Frequency Info

The NR Frequency Info defines the carrier frequency and bands used in a cell for a given direction (UL or DL) in FDD or for both UL and DL directions in TDD or for SUL carrier.

IE/Group Name	Presence	Range	IE Type and Reference	Semantics Description
NR ARFCN	M		INTEGER (0.. maxNRARFCN)	RF Reference Frequency as defined in TS 38.104 [24], section 5.4.2.1. The frequency provided in this IE identifies the absolute frequency position of the reference resource block (Common RB 0) of the carrier. Its lowest subcarrier is also known as Point A.
SUL Information	O		9.2.2.18	
<b>NR Frequency Band List</b>		1		
>NR Frequency Band Item		1..<maxnoofNRCellBands>		
>>NR Frequency Band	M		INTEGER (1.. 1024, ...)	Primary NR Operating Band as defined in TS 38.104 [24], section 5.4.2.3. The value 1 corresponds to n1, value 2 corresponds to NR operating band n2, etc.
<b>&gt;&gt;Supported SUL band List</b>		0..<maxnoofNRCellBands>		
>>>Supported SUL band Item	M		INTEGER (1.. 1024, ...)	Supplementary NR Operating Band as defined in TS 38.104 [24] section 5.4.2.3 that can be used for SUL duplex mode as per TS 38.101-1 table 5.2-1. The value 80 corresponds to NR operating band n80, value 81 corresponds to NR operating band n81, etc.

Range bound	Explanation
maxNRARFCN	Maximum value of NRARFCNs. Value is 3279165.
maxnoofNRCellBands	Maximum no. of frequency bands supported for a NR cell. Value is 32.

### 9.2.2.20 NR Transmission Bandwidth

The *NR Transmission Bandwidth* IE is used to indicate either the UL or the DL transmission bandwidth.

IE/Group Name	Presence	Range	IE Type and Reference	Semantics Description
NR SCS	M		ENUMERATED (scs15, scs30, scs60, scs120, ...)	The values scs15, scs30, scs60 and scs120 corresponds to the sub carrier spacing in TS 38.104 [24].
NR NRB	M		ENUMERATED (nrb11, nrb18, nrb24, nrb25, nrb31, nrb32, nrb38, nrb51, nrb52, nrb65, nrb66, nrb78, nrb79, nrb93, nrb106, nrb107, nrb121, nrb132, nrb133, nrb135, nrb160, nrb162, nrb189, nrb216, nrb217, nrb245, nrb264, nrb270, nrb273, ...)	This IE is used to indicate the UL or DL transmission bandwidth expressed in units of resource blocks "NRB" (TS 38.104 [24]). The values nrb11, nrb18, etc. correspond to the number of resource blocks "NRB" 11, 18, etc.

### 9.2.2.21 E-UTRA ARFCN

The E-UTRA Absolute Radio Frequency Channel Number defines the carrier frequency used in an E-UTRAN cell for a given direction (UL or DL) in FDD or for both UL and DL directions in TDD.

IE/Group Name	Presence	Range	IE Type and Reference	Semantics Description
E-UTRA ARFCN	M		INTEGER (0..maxEARFCN)	The relation between EARFCN and carrier frequency (in MHz) are defined in TS 36.104 [25].

Range bound	Explanation
maxEARFCN	Maximum value of EARFCNs. Value is 262143.

### 9.2.2.22 E-UTRA Transmission Bandwidth

The *E-UTRA Transmission Bandwidth* IE is used to indicate the UL or DL transmission bandwidth expressed in units of resource blocks "N<sub>RB</sub>" (TS 36.104 [25]). The values bw1, bw6, bw15, bw25, bw50, bw75, bw100 correspond to the number of resource blocks "N<sub>RB</sub>" 6, 15, 25, 50, 75, 100.

IE/Group Name	Presence	Range	IE Type and Reference	Semantics Description
E-UTRA Transmission Bandwidth	M		ENUMERATED (bw6, bw15, bw25, bw50, bw75, bw100,... , bw1)	

### 9.2.2.23 Number of Antenna Ports E-UTRA

The *Number of Antenna Ports E-UTRA* IE is used to indicate the number of cell specific antenna ports supported by an E-UTRA cell.

IE/Group Name	Presence	Range	IE Type and Reference	Semantics Description
Number of Antenna Ports	M		ENUMERATED (an1, an2, an4,...)	an1 = One antenna port an2 = Two antenna ports an4 = Four antenna ports

### 9.2.2.24 E-UTRA Multiband Info List

The *E-UTRA Multiband Info List* IE contains the additional frequency band indicators that an E-UTRA cell belongs to listed in decreasing order of preference and corresponds to the *MultiBandInfoList* specified in TS 36.331 [14].

IE/Group Name	Presence	Range	IE type and reference	Semantics description
<b>BandInfo</b>		1..<maxnoofEutraBands>		
>Frequency Band Indicator	M		INTEGER (1.. 256, ...)	E-UTRA operating band as defined in TS 36.101 [27, table 5.5-1]

Range bound	Explanation
maxnoofEUTRABands	Maximum number of frequency bands that an E-UTRA cell belongs to. The value is 16.

### 9.2.2.25 E-UTRA PRACH Configuration

This IE indicates the E-UTRA PRACH resources used in an E-UTRA neighbour cell.

IE/Group Name	Presence	Range	IE type and reference	Semantics description
RootSequenceIndex	M		INTEGER (0..837)	See section 5.7.2. in TS 36.211 [26]
ZeroCorrelationZoneConfiguration	M		INTEGER (0..15)	See section 5.7.2. in TS 36.211 [26]
HighSpeedFlag	M		ENUMERATED (true, false, ...)	"true" corresponds to Restricted set and "false" to Unrestricted set. See section 5.7.2 in TS 36.211 [26]
PRACH-FrequencyOffset	M		INTEGER (0..94)	See section 5.7.1 of TS 36.211 [26]
PRACH-ConfigurationIndex	O		INTEGER (0..63)	Mandatory for TDD, shall not be present for FDD. See section 5.7.1. in TS 36.211 [26]

### 9.2.2.26 MBSFN Subframe Allocation E-UTRA

The *MBSFN Subframe Allocation E-UTRA* IE is used to indicate the subframes that are allocated for MBSFN within the radio frame allocation period as specified for the *MBSFN-SubframeConfig* IE TS 36.331 [14].

IE/Group Name	Presence	Range	IE Type and Reference	Semantics Description
CHOICE <i>Subframe Allocation</i>	M			
> <i>oneframe</i>				
>> <i>Oneframe</i> Info	M		BITSTRING (SIZE(6))	
> <i>fourframes</i>				
>> <i>Fourframes</i> Info	M		BITSTRING (SIZE(24))	

### 9.2.2.27 Global NG-RAN Cell Identity

This IE contains either an NR or an E-UTRA Cell Identity.

IE/Group Name	Presence	Range	IE type and reference	Semantics description
PLMN Identity	M		9.2.2.4	
NG-RAN Cell Identity	M		9.2.2.9	

### 9.2.2.28 Connectivity Support

The *Connectivity Support* IE is used to indicate the connectivity supported by a NR cell.

IE/Group Name	Presence	Range	IE type and reference	Semantics description
EN-DC Support	M		ENUMERATED (Supported, Not supported, ...)	

### 9.2.2.29 Protected E-UTRA Resource Indication

This IE indicates the resources allocated for E-UTRA DL and UL reference and control signals (hereby referred to as protected resources). This information is used in the process of E-UTRA – NR Cell Resource Coordination.

IE/Group Name	Presence	Range	IE type and reference	Semantics description
Activation SFN	M		INTEGER (0..1023)	Indicates from which SFN of the receiving node the resource allocation is valid.
<b>Protected Resource List</b>		1		The protected resource pattern is continuously repeated, and it is valid until stated otherwise or until replaced by a new pattern. The pattern does not apply in reserved subframes.
<b>&gt;Protected Resource List Item</b>		1..<maxnoofProtectedResourcePatterns>		Each item describes one transmission pattern. A pattern may comprise several control signals.
>>Resource Type	M		ENUMERATED (downlinknonCRS,CRS,uplink, ...)	Indicates whether the protected resource is E-UTRA DL non-CRS, E-UTRA CRS or E-UTRA UL.
>>Intra-PRB Protected Resource Footprint	M		BIT STRING (84, ...)	The bitmap of REs occupied by the protected signal within one PRB. Each position in the bitmap represents an RE in one PRB; value "0" indicates "resource not protected", value "1" indicates "resource protected". The first bit of the string corresponds to the RE with the smallest time and frequency index in the PRB, where the indexing first goes into the frequency domain. The length of the bit string equals the product of $N_{SC}^{PRB}$ and the length of PRB in time dimension, measured in REs. $N_{SC}^{PRB}$ is defined in TS 36.211 [10]. The intra-PRB pattern consisting of all "1"s is equivalent to PRB-level granularity.
>>>Protected Footprint Frequency Pattern	M		BIT STRING(6..110, ...)	The bit string indicates in which PRBs inside carrier bandwidth the Intra-PRB Protected Resource Footprint applies. How often in time dimension this frequency pattern applies, depends on time periodicity of Intra-PRB Protected Resource Footprint. The first bit of the bit string corresponds to the PRB occupying the lowest subcarrier frequencies of the carrier bandwidth, where the indexing first goes into the frequency domain. Each position in the string represents a PRB; value "0" indicates " Intra-PRB Protected Resource Footprint does not appear in PRB", value "1" indicates "Intra-PRB Protected Resource Footprint appears in PRB". The length of the bit string equals the number of PRBs in the carrier bandwidth.
>>>>Protected Footprint Time Pattern	M			The description of time periodicity of the Intra-PRB Protected Resource Footprint.
>>>>>Protected Footprint Time-periodicity	M		INTEGER(1..320, ...)	Periodicity with which the periodic Intra-PRB Protected Resource Footprint repeats in time-dimension (1= every PRB (i.e. slot), 2=every other PRB (i.e. slot) etc.

>>>Protected Footprint Start Time	M		INTEGER(1..20, ...)	The time-position of the PRB inside the frame in which the periodic Intra-PRB Protected Resource Footprint appears for the first time. The value "1" corresponds to the receiving node's slot 0 in subframe 0 in the receiving node's radio frame where SFN = Activation SFN.
MBSFN Control Region Length	O		INTEGER(0..3)	Length of control region in MBSFN subframes. Expressed in REs, in the time dimension.
PDCCH Region Length	M		INTEGER(1..3)	Length of PDCCH region in regular subframes. Expressed in REs, in the time dimension.

Range bound	Explanation
maxnoofProtectedResourcePatterns	Maximum no. protected resource patterns. Value is 16.

### 9.2.2.30 Data Traffic Resource Indication

This IE indicates the intended data traffic resource allocation for E-UTRA - NR Cell Resource Coordination.

IE/Group Name	Presence	Range	IE type and reference	Semantics description
Activation SFN	M		INTEGER (0..1023)	Indicates from which SFN of the receiving node the agreement is valid.
CHOICE <i>Shared Resource Type</i>	M			
>UL Only Sharing				
>>UL Resource Bitmap	M		Data Traffic Resources 9.2.2.31	
>UL and DL Sharing				
>>CHOICE <i>UL Resources</i>	M			
>>>Unchanged			NULL	
>>>Changed				
>>>>UL Resource Bitmap	M		Data Traffic Resources 9.2.2.31	
>>CHOICE <i>DL Resources</i>	M			
>>>Unchanged			NULL	
>>>Changed				
>>>>DL Resource Bitmap	M		Data Traffic Resources 9.2.2.31	
Reserved Subframe Pattern	O		9.2.2.32	Indicates subframes in which the resource allocation does not hold.

### 9.2.2.31 Data Traffic Resources

The *Data Traffic Resources* IE indicates the intended data traffic resource allocation for E-UTRA - NR Cell Resource Coordination.

IE/Group Name	Presence	Range	IE type and reference	Semantics description
Data Traffic Resources	M		BIT STRING (6..17600)	<p>The indication of resources allocated to E-UTRA PDSCH/PUSCH. Each position in the bit string represents a PRB pair in a subframe; value "0" indicates "resource not intended to be used for transmission", value "1" indicates "resource intended to be used for transmission". The first bit of the bit string corresponds to the PRB pair occupying the lowest subcarrier frequencies of the carrier, where the indexing first goes into the frequency domain.</p> <p>The bit string may span across multiple contiguous subframes. The first position of the Data Traffic Resources IE corresponds to the receiving node's subframe 0 in a receiving node's radio frame where SFN = Activation SFN.</p> <p>The length of the bit string is an integer multiple of <math>N_{RB}^{DL}</math> or <math>N_{RB}^{UL}</math>, defined in TS 36.211 [10].</p>

### 9.2.2.32 Reserved Subframe Pattern

The *Reserved Subframe Pattern* IE indicates the pattern of subframes in which the *Protected E-UTRA Resource Indication* and *Data Traffic Resource Indication* do not hold.

IE/Group Name	Presence	Range	IE type and reference	Semantics description
Subframe Type	M		ENUMERATED(MBSFN, non-MBSFN, ...)	Indicates what type of non-regular subframes the <i>Reserved Subframe Pattern</i> refers to (e.g. MBSFN).
Reserved Subframe Pattern	M		BIT STRING (10..160)	Each position in the bitmap represents a subframe. Value '0' indicates "regular subframe". Value '1' indicates "reserved subframe". For MBSFN subframes, the exception refers only to the non-control region of the subframe. The bit string may span across multiple contiguous subframes. The first position of the Subframe Configuration IE corresponds to the receiving node's subframe 0 in a receiving node's radio frame where SFN = Activation SFN. The IE is ignored if received by the ng-eNB.
MBSFN Control Region Length	O		INTEGER(0..3)	Length of control region in MBSFN subframes. Expressed in REs, in the time dimension.

### 9.2.2.33 MR-DC Resource Coordination Information

The *MR-DC Resource Coordination Information* IE is used to coordinate resource utilisation between the M-NG-RAN node and the S-NG-RAN node.

IE/Group Name	Presence	Range	IE type and reference	Semantics description
<i>CHOICE</i> NG-RAN Node Resource Coordination Information	M			
>E-UTRA				
>>E-UTRA Resource Coordination Information			9.2.2.34	E-UTRA resource coordination information
>NR				
>>NR Resource Coordination Information			9.2.2.35	NR resource coordination information

### 9.2.2.34 E-UTRA Resource Coordination Information

The *E-UTRA Resource Configuration Information* IE indicates LTE resource allocation at ng-eNB used at the gNB to coordinate resource utilisation between M-NG-RAN-node and S-NG-RAN node.



IE/Group Name	Presence	Range	IE Type and Reference	Semantics Description
EUTRA Cell ID	M		E-UTRA CGI 9.2.2.8	This IE indicates the sPCell.
UL Coordination Information	M		BIT STRING (6..4400, ...)	<p>Each position in the bitmap represents a PRB pair in a subframe; value "0" indicates "PCell resource not intended to be used for transmission by the sending node", value "1" indicates "PCell resource intended to be used for transmission by the sending node". The bit string spans from the first PRB pair of the first represented subframe to the last PRB pair of the same subframe and then moves to the following PRBs in the following subframes in the same order. Each position is applicable only in positions corresponding to UL subframes.</p> <p>The bit string may span across multiple contiguous subframes (maximum 40). The first position of the <i>UL Coordination Information</i> corresponds to subframe 0 in a radio frame where <math>SFN = 0</math>. The length of the bit string is an integer multiple of <math>N_{RB}^{UL}</math>.</p> <p><math>N_{RB}^{UL}</math> is defined in TS 36.211 [10].</p> <p>The UL Coordination Information is continuously repeated.</p>

DL Coordination Information	O		BIT STRING (6..4400, ...)	<p>Each position in the bitmap represents a PRB pair in a subframe; value "0" indicates "PCell resource not intended to be used for transmission by the sending node", value "1" indicates "PCell resource intended to be used for transmission by the sending node". The bit string spans from the first PRB pair of the first represented subframe to the last PRB pair of the same subframe and then moves to the following PRBs in the following subframes in the same order. Each position is applicable only in positions corresponding to DL subframes.</p> <p>The bit string may span across multiple contiguous subframes (maximum 40). The first position of the <i>DL Coordination Information</i> corresponds to the receiving node's subframe 0 in a receiving node's radio frame where <math>SFN = 0</math>.</p> <p>The length of the bit string is an integer multiple of <math>N_{RB}^{DL}</math>.</p> <p><math>N_{RB}^{DL}</math> is defined in TS 36.211 [10].</p> <p>The DL Coordination Information is continuously repeated.</p>
NR CGI	O		9.2.2.7	This IE indicates the assumed sPCell.
E-UTRA Coordination Assistance Information	O		9.2.2.36	

### 9.2.2.35 NR Resource Coordination Information

The *NR Resource Coordination Information* IE indicates resources within the bandwidth of the ng-eNB sPCell which are not available for use by the ng-eNB and is used at the ng-eNB to coordinate resource utilisation between the gNB and the ng-eNB.

IE/Group Name	Presence	Range	IE Type and Reference	Semantics Description
NR CGI	M		9.2.2.7	This IE indicates the sPCell.
UL Coordination Information	M		BIT STRING (6..4400, ...)	<p>Each position in the bitmap represents a PRB pair in a subframe; value "0" indicates "sPCell resource not intended to be used for transmission by the sending node", value "1" indicates "sPCell resource intended to be used for transmission by the sending node". The bit string spans from the first PRB pair of the first represented subframe to the last PRB pair of the same subframe and then moves to the following PRBs in the following subframes in the same order. Each position is applicable only in positions corresponding to UL subframes.</p> <p>The bit string may span across multiple contiguous subframes (maximum 40). The first position of the <i>UL Coordination Information</i> corresponds to the receiving node's subframe 0 in a receiving node's radio frame where <math>SFN = 0</math>.</p> <p>The length of the bit string is an integer multiple of <math>N_{RB}^{UL}</math>.</p> <p><math>N_{RB}^{UL}</math> is defined in TS 36.211 [26].</p> <p>The UL Coordination Information is continuously repeated.</p>

DL Coordination Information	O		BIT STRING (6..4400, ...)	<p>Each position in the bitmap represents a PRB pair in a subframe; value "0" indicates "sPCell resource not intended to be used for transmission by the sending node", value "1" indicates "sPCell resource intended to be used for transmission by the sending node". The bit string spans from the first PRB pair of the first represented subframe to the last PRB pair of the same subframe and then moves to the following PRBs in the following subframes in the same order. Each position is applicable only in positions corresponding to DL subframes.</p> <p>The bit string may span across multiple contiguous subframes (maximum 40). The first position of the <i>DL Coordination Information</i> corresponds to the receiving node's subframe 0 in a receiving node's radio frame where <math>SFN = 0</math>.</p> <p>The length of the bit string is an integer multiple of <math>N_{RB}^{DL}</math>.</p> <p><math>N_{RB}^{DL}</math> is defined in TS 36.211 [26].</p> <p>The DL Coordination Information is continuously repeated.</p>
EUTRA Cell ID	O		ECGI 9.2.2.8	Reference cell for <i>UL Coordination Information IE</i> and <i>DL Coordination Information IE</i> .
NR Coordination Assistance Information	O		9.2.2.37	

### 9.2.2.36 E-UTRA Coordination Assistance Information

The *E-UTRA Coordination Assistance Information IE* is provided by the ng-eNB and used by the gNB to determine further coordination of resource utilisation between the gNB and the ng-eNB.

IE/Group Name	Presence	Range	IE Type and Reference	Semantics Description
E-UTRA Coordination Assistance Information	M		ENUMERATED(Coordination Not Required, ...)	

### 9.2.2.37 NR Coordination Assistance Information

The *NR Coordination Assistance Information IE* is provided by the gNB and used by the ng-eNB to determine further coordination of resource utilisation between the gNB and the ng-eNB.

IE/Group Name	Presence	Range	IE Type and Reference	Semantics Description
NR Coordination Assistance Information	M		ENUMERATED(Coordination Not Required, ...)	

## 9.2.3 General IE definitions

### 9.2.3.1 Message Type

The *Message Type* IE uniquely identifies the message being sent. It is mandatory for all messages.

IE/Group Name	Presence	Range	IE type and reference	Semantics description
Procedure Code	M		INTEGER (0..255)	
Type of Message	M		CHOICE (Initiating Message, Successful Outcome, Unsuccessful Outcome, ...)	

### 9.2.3.2 Cause

The purpose of the *Cause* IE is to indicate the reason for a particular event for the XnAP protocol.

IE/Group Name	Presence	Range	IE Type and Reference	Semantics Description
CHOICE Cause Group	M			
>Radio Network Layer				
>>Radio Network Layer Cause	M		<p>ENUMERATED ( Cell not Available, Handover Desirable for Radio Reasons, Handover Target not Allowed, Invalid AMF Set ID, No Radio Resources Available in Target Cell, Partial Handover, Reduce Load in Serving Cell, Resource Optimisation Handover, Time Critical Handover, TXnRELOCoverall Expiry, TXnRELOCprep Expiry, Unknown GUAMI ID, Unknown Local NG-RAN node UE XnAP ID, Inconsistent Remote NG-RAN node UE XnAP ID, Encryption And/Or Integrity Protection Algorithms Not Supported, Protection Algorithms Not Supported, Multiple PDU Session ID Instances, Unknown PDU Session ID, Unknown QoS Flow ID, Multiple QoS Flow ID Instances, Switch Off Ongoing, Not supported 5QI value, TXnDCoverall Expiry, TXnDCprep Expiry, Action Desirable for Radio Reasons, Reduce Load, Resource Optimisation, Time Critical action, Target not Allowed, No Radio Resources Available, Invalid QoS combination, Encryption Algorithms Not Supported, Procedure cancelled, RRM purpose, Improve User Bit Rate, User Inactivity, Radio Connection With UE Lost, Failure in the Radio Interface Procedure, Bearer Option not Supported, UP integrity protection not possible, UP confidentiality protection not possible, Resources not available for the slice(s), UE Maximum integrity protected data rate reason, CP Integrity Protection Failure, UP Integrity Protection Failure, Slice(s) not supported by NG-RAN, MN Mobility, SN Mobility, Count reaches max value, Unknown Old NG-RAN node UE XnAP ID, PDCP Overload, DRB ID not available, Unspecified, ..., UE Context ID not known, Non-relocation of context)</p>	
>Transport Layer				

>>Transport Layer Cause	M		ENUMERATED (Transport Resource Unavailable, Unspecified, ...)	
>Protocol				
>>Protocol Cause	M		ENUMERATED (Transfer Syntax Error, Abstract Syntax Error (Reject), Abstract Syntax Error (Ignore and Notify), Message not Compatible with Receiver State, Semantic Error, Abstract Syntax Error (Falsely Constructed Message), Unspecified, ...)	
>Misc				
>>Miscellaneous Cause	M		ENUMERATED (Control Processing Overload, Hardware Failure, O&M Intervention, Not enough User Plane Processing Resources, Unspecified, ...)	

The meaning of the different cause values is specified in the following table. In general, “not supported” cause values indicate that the related capability is missing. On the other hand, “not available” cause values indicate that the related capability is present, but insufficient resources were available to perform the requested action.

Radio Network Layer cause	Meaning
Cell not Available	The concerned cell is not available.
Handover Desirable for Radio Reasons	The reason for requesting handover is radio related.
Handover Target not Allowed	Handover to the indicated target cell is not allowed for the UE in question.
Invalid AMF Set ID	The target NG-RAN node doesn't belong to the same AMF Set of the source NG-RAN node, i.e. NG handovers should be attempted instead.
No Radio Resources Available in Target Cell	The target cell doesn't have sufficient radio resources available.
Partial Handover	Provides a reason for the handover cancellation. The target NG-RAN node did not admit all PDU Sessions included in the HANDOVER REQUEST and the source NG-RAN node estimated service continuity for the UE would be better by not proceeding with handover towards this particular target NG-RAN node.
Reduce Load in Serving Cell	Load in serving cell needs to be reduced. When applied to handover preparation, it indicates the handover is triggered due to load balancing.
Resource Optimisation Handover	The reason for requesting handover is to improve the load distribution with the neighbour cells.
Time Critical Handover	Handover is requested for time critical reason i.e. this cause value is reserved to represent all critical cases where the connection is likely to be dropped if handover is not performed.
TXnRELOCoverall Expiry	The reason for the action is expiry of timer TXnRELOCoverall.
TXnRELOCprep Expiry	Handover Preparation procedure is cancelled when timer TXnRELOCprep expires.
Unknown GUAMI ID	The target NG-RAN node belongs to the same AMF Set of the source NG-RAN node and recognizes the AMF Set ID. However, the GUAMI value is unknown to the target NG-RAN node.
Unknown Local NG-RAN node UE XnAP ID	The action failed because the receiving NG-RAN node does not recognise the local NG-RAN node UE XnAP ID.
Inconsistent Remote NG-RAN node UE XnAP ID	The action failed because the receiving NG-RAN node considers that the received remote NG-RAN node UE XnAP ID is inconsistent..
Encryption And/Or Integrity Protection Algorithms Not Supported	The target NG-RAN node is unable to support any of the encryption and/or integrity protection algorithms supported by the UE.
Multiple PDU Session ID Instances	The action failed because multiple instances of the same PDU Session had been provided to the NG-RAN node.
Unknown PDU Session ID	The action failed because the PDU Session ID is unknown in the NG-RAN node.
Unknown QoS Flow ID	The action failed because the QoS Flow ID is unknown in the NG-RAN node.
Multiple QoS Flow ID Instances	The action failed because multiple instances of the same QoS flow had been provided to the NG-RAN node.
Switch Off Ongoing	The reason for the action is an ongoing switch off i.e. the concerned cell will be switched off after offloading and not be available. It aides the receiving NG-RAN node in taking subsequent actions, e.g. selecting the target cell for subsequent handovers.
Not supported 5QI value	The action failed because the requested 5QI is not supported.
TXnDCoverall Expiry	The reason for the action is expiry of timer TXnDCoverall.
TXnDCprep Expiry	The reason for the action is expiry of timer TXnDCprep
Action Desirable for Radio Reasons	The reason for requesting the action is radio related. In the current version of this specification applicable for Dual Connectivity only.
Reduce Load	Load in the cell(group) served by the requesting node needs to be reduced. In the current version of this specification applicable for Dual Connectivity only.
Resource Optimisation	The reason for requesting this action is to improve the load distribution with the neighbour cells. In the current version of this specification applicable for Dual Connectivity only.



Time Critical action	The action is requested for time critical reason i.e. this cause value is reserved to represent all critical cases where radio resources are likely to be dropped if the requested action is not performed. In the current version of this specification applicable for Dual Connectivity only.
Target not Allowed	Requested action towards the indicated target cell is not allowed for the UE in question. In the current version of this specification applicable for Dual Connectivity only.
No Radio Resources Available	The cell(s) in the requested node don't have sufficient radio resources available. In the current version of this specification applicable for Dual Connectivity only.
Invalid QoS combination	The action was failed because of invalid QoS combination. In the current version of this specification applicable for Dual Connectivity only.
Encryption Algorithms Not Supported	The requested NG-RAN node is unable to support any of the encryption algorithms supported by the UE. In the current version of this specification applicable for Dual Connectivity only.
Procedure cancelled	The sending node cancelled the procedure due to other urgent actions to be performed. In the current version of this specification applicable for Dual Connectivity only.
RRM purpose	The procedure is initiated due to node internal RRM purposes. In the current version of this specification applicable for Dual Connectivity only.
Improve User Bit Rate	The reason for requesting this action is to improve the user bit rate. In the current version of this specification applicable for Dual Connectivity only.
User Inactivity	The action is requested due to user inactivity on all PDU Sessions. The action may be performed on several levels: <ul style="list-style-type: none"> <li>- on UE Context level, if NG is requested to be released in order to optimise the radio resources; or S-NG-RAN node didn't see activity on the PDU session recently.</li> <li>- on PDU Session Resource or DRB or QoS flow level, e.g. if Activity Notification indicate lack of activity</li> </ul> In the current version of this specification applicable for Dual Connectivity only.
Radio Connection With UE Lost	The action is requested due to losing the radio connection to the UE. In the current version of this specification applicable for Dual Connectivity only.
Failure in the Radio Interface Procedure	Radio interface procedure has failed. In the current version of this specification applicable for Dual Connectivity only.
Bearer Option not Supported	The requested bearer option is not supported by the sending node. In the current version of this specification applicable for Dual Connectivity only.
UP integrity protection not possible	The PDU session cannot be accepted according to the required user plane integrity protection policy.
UP confidentiality protection not possible	The PDU session cannot be accepted according to the required user plane confidentiality protection policy.
Resources not available for the slice(s)	The requested resources are not available for the slice(s).
UE Maximum integrity protected data rate reason	The request is not accepted in order to comply with the maximum data rate for integrity protection supported by the UE.
CP Integrity Protection Failure	The request is not accepted due to failed control plane integrity protection.
UP Integrity Protection Failure	The procedure is initiated because the SN (hosting node) detected an Integrity Protection failure in the UL PDU coming from the MN.
Slice(s) not supported by NG-RAN	The failure is due to slice(s) not supported by the NG-RAN node.

MN Mobility	The procedure is initiated due to relocation of the M-NG-RAN node UE context.
SN Mobility	The procedure is initiated due to relocation of the S-NG-RAN node UE context.
Count reaches max value,	Indicates the PDCP COUNT for UL or DL reached the max value and the bearer may be released.
Unknown Old NG-RAN node UE XnAP ID	The action failed because the Old NG-RAN node UE XnAP ID or the S-NG-RAN node UE XnAP ID is unknown.
PDCP Overload	The procedure is initiated due to PDCP resource limitation.
DRB ID not available	The action failed because the M-NG-RAN node is not able to provide additional DRB IDs to the S-NG-RAN node.
Unspecified	Sent for radio network layer cause when none of the specified cause values applies.
UE Context ID not known	The context retrieval procedure cannot be performed because the UE context cannot be identified.
Non-relocation of context	The context retrieval procedure is not performed because the old RAN node has decided not to relocate the UE context.

Transport Layer cause	Meaning
Unspecified	Sent when none of the above cause values applies but still the cause is Transport Network Layer related.

NAS cause	Meaning
Unspecified	Sent when none of the above cause values applies but still the cause is NAS related.

Protocol cause	Meaning
Transfer Syntax Error	The received message included a transfer syntax error.
Abstract Syntax Error (Reject)	The received message included an abstract syntax error and the concerning criticality indicated "reject".
Abstract Syntax Error (Ignore And Notify)	The received message included an abstract syntax error and the concerning criticality indicated "ignore and notify".
Message Not Compatible With Receiver State	The received message was not compatible with the receiver state.
Semantic Error	The received message included a semantic error.
Abstract Syntax Error (Falsely Constructed Message)	The received message contained IEs or IE groups in wrong order or with too many occurrences.
Unspecified	Sent when none of the above cause values applies but still the cause is Protocol related.

Miscellaneous cause	Meaning
Control Processing Overload	NG-RAN node control processing overload.
Hardware Failure	NG-RAN node hardware failure.
Not enough User Plane Processing Resources	NG-RAN node has insufficient user plane processing resources available.
O&M Intervention	Operation and Maintenance intervention related to NG-RAN node equipment.
Unspecified	Sent when none of the above cause values applies and the cause is not related to any of the categories Radio Network Layer, Transport Network Layer or Protocol.

### 9.2.3.3 Criticality Diagnostics

The *Criticality Diagnostics* IE is sent by the NG-RAN node when parts of a received message have not been comprehended or were missing, or if the message contained logical errors. When applicable, it contains information about which IEs were not comprehended or were missing.

IE/Group Name	Presence	Range	IE type and reference	Semantics description
Procedure Code	O		INTEGER (0..255)	Procedure Code is to be used if Criticality Diagnostics is part of Error Indication procedure, and not within the response message of the same procedure that caused the error.
Triggering Message	O		ENUMERATED (initiating message, successful outcome, unsuccessful outcome)	The Triggering Message is used only if the Criticality Diagnostics is part of Error Indication procedure.
Procedure Criticality	O		ENUMERATED (reject, ignore, notify)	This Procedure Criticality is used for reporting the Criticality of the Triggering message (Procedure).
<b>Information Element Criticality Diagnostics</b>		<i>0..&lt;maxNrOfErrors&gt;</i>		
>IE Criticality	M		ENUMERATED (reject, ignore, notify)	The IE Criticality is used for reporting the criticality of the triggering IE. The value "ignore" shall not be used.
>IE ID	M		INTEGER (0..65535)	The IE ID of the not understood or missing IE
>Type Of Error	M		ENUMERATED(not understood, missing, ...)	

Range bound	Explanation
maxNrOfErrors	Maximum no. of IE errors allowed to be reported with a single message. The Value is 256.

#### 9.2.3.4 Bit Rate

This IE indicates the number of bits delivered by NG-RAN in UL or to NG-RAN in DL within a period of time, divided by the duration of the period. It is used, for example, to indicate the maximum or guaranteed bit rate for a GBR QoS flow, or an aggregate maximum bit rate.

IE/Group Name	Presence	Range	IE type and reference	Semantics description
Bit Rate	M		INTEGER (0..4,000,000,000,000, ...)	The unit is: bit/s

#### 9.2.3.5 QoS Flow Level QoS Parameters

This IE defines the QoS Parameters to be applied to a QoS flow.

IE/Group Name	Presence	Range	IE type and reference	Semantics description
CHOICE QoS Characteristics	M			
>Non Dynamic 5QI				
>>Non dynamic 5QI Descriptor	M		9.2.3.8	
>Dynamic 5QI				
>>Dynamic 5QI Descriptor	M		9.2.3.9	
Allocation and Retention Priority	M		9.2.3.7	
GBR QoS Flow Information	O		9.2.3.6	This IE shall be present for GBR QoS Flows only.
Reflective QoS Attribute	O		ENUMERATED (subject to, ...)	Reflective QoS is specified in TS 23.501 [7]. This IE applies to Non-GBR bearers only and shall be ignored otherwise.
Additional QoS flow Information	O		ENUMERATED (more likely, ...)	If this IE is set to "more likely", this indicates that traffic for this QoS flow is likely to appear more often than traffic for other flows established for the PDU session. This IE may be present in case of Non-GBR flows only and shall be ignored otherwise.

### 9.2.3.6 GBR QoS Flow Information

This IE indicates QoS Parameters for a GBR QoS Flow for downlink and uplink.

IE/Group Name	Presence	Range	IE type and reference	Semantics description
Maximum Flow Bit Rate Downlink	M		Bit Rate 9.2.3.4	Maximum Bit Rate in DL. Flow Bit Rates are specified in TS 23.501 [7].
Maximum Flow Bit Rate Uplink	M		Bit Rate 9.2.3.4	Maximum Bit Rate in UL. Flow Bit Rates are specified in TS 23.501 [7].
Guaranteed Flow Bit Rate Downlink	M		Bit Rate 9.2.3.4	Guaranteed Bit Rate (provided that there is data to deliver) in DL. Flow Bit Rates are specified in TS 23.501 [7].
Guaranteed Flow Bit Rate Uplink	M		Bit Rate 9.2.3.4	Guaranteed Bit Rate (provided that there is data to deliver). Flow Bit Rates are specified in TS 23.501 [7].
Notification Control	O		ENUMERATED (notification requested, ...)	Notification control is specified in TS 23.501 [7]
Maximum Packet Loss Rate Downlink	O		Packet Loss Rate 9.2.3.11	Indicates the maximum rate for lost packets that can be tolerated in the downlink direction. Maximum Packet Loss Rate is specified in TS 23.501 [7].
Maximum Packet Loss Rate Uplink	O		Packet Loss Rate 9.2.3.11	Indicates the maximum rate for lost packets that can be tolerated in the uplink direction. Maximum Packet Loss Rate is specified in TS 23.501 [7].

### 9.2.3.7 Allocation and Retention Priority

This IE specifies the relative importance compared to other QoS flows for allocation and retention of the NR RAN resource.

IE/Group Name	Presence	Range	IE type and reference	Semantics description
<b>Allocation/Retention Priority</b>		1		
>Priority Level	M		INTEGER (0..15, ...)	<b>Desc.:</b> This defines the relative importance of a resource request. (see TS 23.501 [7]). <b>Usage:</b> Values between 1 and 15 are ordered in decreasing order of priority, i.e., 1 is the highest and 15 is the lowest.
>Pre-emption Capability	M		ENUMERATED (shall not trigger pre-emption, may trigger pre-emption, ...)	<b>Desc.:</b> This IE indicates the pre-emption capability of the request on other QoS flows <b>Usage:</b> The QoS flow shall not pre-empt other QoS flow or, the QoS flow may pre-empt other QoS flows The Pre-emption Capability indicator applies to the allocation of resources for a QoS flow and as such it provides the trigger to the pre-emption procedures/processes of the gNB.
>Pre-emption Vulnerability	M		ENUMERATED (not pre-emptable, pre-emptable, ...)	<b>Desc.:</b> This IE indicates the vulnerability of the QoS flow to preemption of other QoS flows. <b>Usage:</b> The QoS flow shall not be pre-empted by other QoS flows or the QoS flow may be pre-empted by other QoS flows. Pre-emption Vulnerability indicator applies for the entire duration of the QoS flow, unless modified and as such indicates whether the QoS flow is a target of the pre-emption procedures/processes of the gNB.

### 9.2.3.8 Non dynamic 5QI Descriptor

This IE defines QoS characteristics for a standardized or pre-configured 5QI for downlink and uplink.

IE/Group Name	Presence	Range	IE type and reference	Semantics description
5QI	M		INTEGER (0..255, ...)	This IE contains the standardized or pre-configured 5QI as specified in TS 23.501 [7]
Priority Level	O		9.2.3.62	Priority level is specified in TS 23.501 [7]. When included, it overrides standardized or pre-configured value.
Averaging Window	O		9.2.3.14	This IE applies to GBR QoS Flows only. Averaging window is specified in TS 23.501 [7]. When included, it overrides standardized or pre-configured value.
Maximum Data Burst Volume	O		9.2.3.15	Maximum Data Burst Volume is specified in TS 23.501 [7]. When included, it overrides standardized or pre-configured value. If the 5QI refers to a non delay critical QoS flow the IE shall be ignored.

### 9.2.3.9 Dynamic 5QI Descriptor

This IE defines the QoS characteristics for a non-standardized or not pre-configured 5QI for downlink and uplink.

IE/Group Name	Presence	Range	IE type and reference	Semantics description
Priority Level	M		9.2.3.62	Priority level is specified in TS 23.501 [7].
Packet Delay Budget	M		9.2.3.12	Packet Delay Budget is specified in TS 23.501 [7].
Packet Error Rate	M		9.2.3.13	Packet Error Rate is specified in TS 23.501 [7].
5QI	O		INTEGER (0..255, ...)	This IE contains the dynamically assigned 5QI as specified in TS 23.501 [7].
Delay Critical	C-ifGBRflow		ENUMERATED (Delay critical, Non-delay critical, ...)	This IE indicates whether the GBR QoS flow is delay critical as specified in TS 23.501 [7].
Averaging Window	C-ifGBRflow		9.2.3.14	Averaging window is specified in TS 23.501 [7].
Maximum Data Burst Volume	O		9.2.3.15	Maximum Data Burst Volume is specified in TS 23.501 [7]. This IE shall be included if the <i>Delay Critical</i> IE is set to "delay critical" and shall be ignored otherwise.

Condition	Explanation
ifGBRflow	This IE shall be present if the <i>GBR QoS Flow Information</i> IE is present in the <i>QoS Flow Level QoS Parameters</i> IE.

### 9.2.3.10 QoS Flow Identifier

This IE identifies a QoS Flow within a PDU Session. Definition and use of the QoS Flow Identifier is specified in TS 23.501 [7].

IE/Group Name	Presence	Range	IE type and reference	Semantics description
QoS Flow Identifier	M		INTEGER (0 ..63, ...)	

### 9.2.3.11 Packet Loss Rate

This IE indicates the Packet Loss Rate for a QoS flow.

IE/Group Name	Presence	Range	IE type and reference	Semantics description
Packet Loss Rate	M		INTEGER (0..1000, ...)	Ratio of lost packets per number of packets sent, expressed in tenth of percent.

### 9.2.3.12 Packet Delay Budget

This IE indicates the Packet Delay Budget for a QoS flow.

IE/Group Name	Presence	Range	IE type and reference	Semantics description
Packet Delay Budget	M		INTEGER (0..1023, ...)	Upper bound value for the delay that a packet may experience expressed in units of 0.5ms.

### 9.2.3.13 Packet Error Rate

This IE indicates the Packet Error Rate for a QoS flow.

IE/Group Name	Presence	Range	IE type and reference	Semantics description
Scalar	M		INTEGER (0..9,...)	The packet error rate is expressed as Scalar * 10 <sup>-k</sup> , whereas k is the Exponent.
Exponent	M		INTEGER (0..9, ...)	

### 9.2.3.14 Averaging Window

This IE indicates the Averaging Window for a QoS flow.

IE/Group Name	Presence	Range	IE type and reference	Semantics description
Averaging Window	M		INTEGER (0..4095, ...)	Unit: ms.

### 9.2.3.15 Maximum Data Burst Volume

This IE indicates the Maximum Data Burst Volume for a QoS flow.

IE/Group Name	Presence	Range	IE type and reference	Semantics description
Maximum Data Burst Volume	M		INTEGER (0..4095, ...)	Unit: byte,

### 9.2.3.16 NG-RAN node UE XnAP ID

The NG-RAN node UE XnAP ID uniquely identifies a UE over the Xn interface within the NG-RAN node.

The use of this IE is defined in TS 38.401 [2].

IE/Group Name	Presence	Range	IE type and reference	Semantics description
NG-RAN node UE XnAP ID	M		INTEGER (0 .. 2 <sup>32</sup> -1)	

### 9.2.3.17 UE Aggregate Maximum Bit Rate

The UE Aggregate Maximum Bitrate is applicable for all Non-GBR QoS flows per UE which is defined for the Downlink and the Uplink direction and a subscription parameter provided by the AMF to the NG-RAN.

IE/Group Name	Presence	Range	IE type and reference	Semantics description
<b>UE Aggregate Maximum Bit Rate</b>		1		Applicable for Non-GBR QoS flows.
>UE Aggregate Maximum Bit Rate Downlink	M		Bit Rate 9.2.3.4	This IE indicates the UE Aggregate Maximum Bit Rate as specified in TS 23.501 [7] in the downlink direction.
>UE Aggregate Maximum Bit Rate Uplink	M		Bit Rate 9.2.3.4	This IE indicates the UE Aggregate Maximum Bit Rate as specified in TS 23.501 [7] in the uplink direction.

### 9.2.3.18 PDU Session ID

This IE identifies a PDU Session for a UE. Definition and use of the PDU Session ID is specified in TS 23.501 [7].

IE/Group Name	Presence	Range	IE type and reference	Semantics description
PDU Session ID	M		INTEGER (0 ..255)	The value range of this IE may need to be refined.

### 9.2.3.19 PDU Session Type

This IE defines the PDU Session Type as specified in TS 23.501 [7].

IE/Group Name	Presence	Range	IE type and reference	Semantics description
PDU Session Type	M		ENUMERATED (IPv4, IPv6, IPv4v6, Ethernet, Unstructured, ...)	

### 9.2.3.20 TAI Support List

This IE indicates the list of TAIs supported by NG-RAN node and associated characteristics e.g. supported slices.

IE/Group Name	Presence	Range	IE type and reference	Semantics description
<b>TAI Support Item</b>		<i>1..&lt;maxnoofsupportedTACs&gt;</i>		
>TAC	M		9.2.2.5	Broadcast TAC
<b>&gt;Broadcast PLMNs</b>		<i>1..&lt;maxnoofsupportedPLMNs&gt;</i>		
>>PLMN Identity	M		9.2.2.4	Broadcast PLMN
>>TAI Slice Support List	M		Slice Support List 9.2.3.22	Supported S-NSSAIs per TA

Range bound	Explanation
maxnoofsupportedTACs	Maximum no. of TACs supported by an NG-RAN node. Value is 256.
maxnoofsupportedPLMNs	Maximum no. of PLMNs supported by an NG-RAN node. Value is 12.

### 9.2.3.21 S-NSSAI

This IE indicates the S-NSSAI.

IE/Group Name	Presence	Range	IE Type and Reference	Semantics Description
SST	M		OCTET STRING (SIZE(1))	
SD	O		OCTET STRING (SIZE(3))	

### 9.2.3.22 Slice Support List

This IE indicates the list of supported slices.

IE/Group Name	Presence	Range	IE type and reference	Semantics description
<b>Slice Support Item</b>		<i>1..&lt;maxnoofSliceItems&gt;</i>		
>S-NSSAI	M		9.2.3.21	



Range bound	Explanation
maxnoofSliceltems	Maximum no. of signalled slice support items. Value is 1024.

### 9.2.3.23 Index to RAT/Frequency Selection Priority

The *Index to RAT/Frequency Selection Priority* IE is used to define local configuration for RRM strategies such as camp priorities and control of inter-RAT/inter-frequency mobility in RRC\_CONNECTED, as specified in TS 23.501 [7].

IE/Group Name	Presence	Range	IE type and reference	Semantics description
Index to RAT/Frequency Selection Priority	M		INTEGER (1..256)	

### 9.2.3.24 GUAMI

This IE contains the Globally Unique AMF Identifier (GUAMI) as defined in TS 23.003 [22].

IE/Group Name	Presence	Range	IE type and reference	Semantics description
PLMN Identity	M		9.2.2.4	
<b>AMF Identifier</b>		1		
>AMF Region ID	M		BIT STRING (SIZE (8))	
>AMF Set ID	M		BIT STRING (SIZE (10))	
>AMF Pointer	M		BIT STRING (SIZE (6))	

### 9.2.3.25 Target Cell Global ID

This IE contains either an NR CGI or an E-UTRA CGI.

IE/Group Name	Presence	Range	IE type and reference	Semantics description
CHOICE <i>Target Cell</i>	M			
>NR				
>>NR CGI	M		9.2.2.7	
>E-UTRA				
>>E-UTRA CGI	M		9.2.2.8	

### 9.2.3.26 AMF UE NGAP ID

This IE is defined in TS 38.413 [5] and used to refer to the UE Context in the serving AMF.

IE/Group Name	Presence	Range	IE type and reference	Semantics description
AMF UE NGAP ID	M		INTEGER (0 .. 2 <sup>40</sup> -1)	As defined in TS 38.413 [5].

### 9.2.3.27 SCG Configuration Query

The *SCG Configuration Query* IE is used to request the S-NG-RAN node to provide current SCG configuration.

IE/Group Name	Presence	Range	IE Type and Reference	Semantics Description
SCG Configuration Query	M		ENUMERATED (True, ...)	

### 9.2.3.28 RLC Mode

The *RLC Mode* IE indicates the RLC Mode used for a DRB.

IE/Group Name	Presence	Range	IE Type and Reference	Semantics Description
RLC Mode	M		ENUMERATED ( RLC-AM, RLC-UM-Bidirectional, RLC-UM-Unidirectional-UL, RLC-UM-Unidirectional-DL, ...)	

### 9.2.3.29 Transport Layer Address

This IE is defined to contain an IP address.

IE/Group Name	Presence	Range	IE type and reference	Semantics description
Transport Layer Address	M		BIT STRING (1..160, ...)	

### 9.2.3.30 UP Transport Layer Information

This element is used to provide the transport layer information associated with NG or Xn user plane transport. In this release it corresponds to an IP address and a GTP Tunnel Endpoint Identifier.

IE/Group Name	Presence	Range	IE type and reference	Semantics description
CHOICE <i>UP Transport Layer Information</i>	M			
>GTP tunnel				
>>Transport Layer Address	M		9.2.3.29	The Transport Layer Address is specified in TS 38.424 [19] and TS 38.414 [20].
>>GTP-TEID	M		OCTET STRING (4)	The Tunnel Endpoint Identifier (TEID) is specified in TS 29.281 [18]

### 9.2.3.31 CP Transport Layer Information

This element is used to provide the transport layer information associated with NG or Xn control plane transport.

IE/Group Name	Presence	Range	IE type and reference	Semantics description
CHOICE <i>CP Transport Layer Information</i>				
>Endpoint IP address				
>>Endpoint IP Address	M		Transport Layer Address 9.2.3.29	The Transport Layer Address is specified in TS 38.424 [19] and TS 38.414 [20]. The Transport Layer Address is specified in TS 38.422 [4] and TS 38.412 [21].

### 9.2.3.32 Masked IMEISV

This information element contains the IMEISV value with a mask, to identify a terminal model without identifying an individual Mobile Equipment.

IE/Group Name	Presence	Range	IE type and reference	Semantics description
Masked IMEISV	M		BIT STRING (SIZE(64))	Coded as the International Mobile station Equipment Identity and Software Version Number (IMEISV) defined in TS 23.003 [22] with the last 4 digits of the SNR masked by setting the corresponding bits to 1.

### 9.2.3.33 DRB ID

This IE contains the DRB ID.

IE/Group Name	Presence	Range	IE type and reference	Semantics description
DRB ID	M		INTEGER (1..32, ...)	

### 9.2.3.34 DL Forwarding

This element indicates a proposal for forwarding of downlink packets.

IE/Group Name	Presence	Range	IE type and reference	Semantics description
DL Forwarding	M		ENUMERATED (DL forwarding proposed, ...)	

### 9.2.3.35 Data Forwarding Accepted

This element indicates that data forwarding was accepted.

IE/Group Name	Presence	Range	IE type and reference	Semantics description
Data Forwarding Accepted	M		ENUMERATED (data forwarding accepted, ...)	

### 9.2.3.36 COUNT Value for PDCP SN Length 12

This information element indicates the 12-bit long PDCP sequence number and the corresponding 20 bits long Hyper Frame Number.

IE/Group Name	Presence	Range	IE type and reference	Semantics description
PDCP-SN Length 12	M		INTEGER (0..4095)	
HFN for PDCP-SN Length 12	M		INTEGER (0..1048575)	

### 9.2.3.37 COUNT Value for PDCP SN Length 18

This information element indicates the 18-bit long PDCP sequence number and the corresponding 14 bits long Hyper Frame Number.

IE/Group Name	Presence	Range	IE type and reference	Semantics description
PDCP-SN Length 18	M		INTEGER (0..262143)	
HFN for PDCP-SN Length 18	M		INTEGER (0..16383)	

### 9.2.3.38 RAN Paging Area

The *RAN Paging Area* IE defines the paging area within a PLMN for RAN paging a UE in RRC\_INACTIVE state.

IE/Group Name	Presence	Range	IE type and reference	Semantics description
PLMN Identity	M		9.2.2.4	
<i>CHOICE RAN Paging Area Choice</i>	M			
> <i>Cell List</i>				
>> <b>Cell List Item</b>		1 .. < <i>maxnoofCellsInRNA</i> >		
>>>NG-RAN Cell Identity	M		9.2.2.9	In this version of the specification, the RAN paging area should contain NG-RAN cells of the same RAT type.
> <i>RAN Area ID List</i>				
>> <b>RAN Area ID List Item</b>		1 .. < <i>maxnoofRanAreasInRNA</i> >		
>>>RAN Area ID	M		9.2.3.39	

Range bound	Explanation
maxnoofCellsInRNA	Maximum no. of cells in a RAN notification area. Value is 32.
maxnoofRanAreasInRNA	Maximum no. of RAN area IDs in a RAN notification area. Value is 16.

### 9.2.3.39 RAN Area ID

This IE defines the RAN Area ID.

IE/Group Name	Presence	Range	IE Type and Reference	Semantics Description
TAC	M		9.2.2.5	Tracking Area Code
RANAC	O		RAN Area Code 9.2.2.6	

### 9.2.3.40 UE Context ID

This IE is used to address a UE Context within an NG-RAN node.

IE/Group Name	Presence	Range	IE type and reference	Semantics description
CHOICE <i>UE Context ID</i>	M			
> <i>RRC Resume</i>				
>>I-RNTI	M		9.2.3.46	How the new NG-RAN node is able to resolve the old NG-RAN ID from the I-RNTI is a matter of proper configuration in the old and new NG-RAN node.
>>Allocated C-RNTI	M		BIT STRING (SIZE (16))	Temporary C-RNTI allocated to the UE by the cell where the RRC connection has been requested to be resumed, contained in the MAC RAR as defined in TS 38.321 [35] or in TS 36.321 [36].
>>Access PCI	M		NG-RAN Cell PCI 9.2.2.10	The cell PCI where the RRC connection has been requested to be resumed.
> <i>RRC Reestablishment</i>				
>>C-RNTI	M		BIT STRING (SIZE (16))	C-RNTI contained in the <i>RRCReestablishmentRequest</i> message (TS 38.331 [10]) or <i>RRCConnectionReestablishmentRequest</i> message (TS 36.331 [14]).
>> Failure Cell PCI	M		NG-RAN Cell PCI 9.2.2.10	

#### 9.2.3.41 Assistance Data for RAN Paging

This IE provides assistance information for RAN paging.

IE/Group Name	Presence	Range	IE type and reference	Semantics description
RAN Paging Attempt Information	O		9.2.3.42	

#### 9.2.3.42 RAN Paging Attempt Information

This IE includes information related to the RAN paging attempt over Xn.

IE/Group Name	Presence	Range	IE type and reference	Semantics description
Paging Attempt Count	M		INTEGER (1..16,...)	Number of the RAN paging attempt.
Intended Number of Paging Attempts	M		INTEGER (1..16,...)	Intended number of RAN paging attempts.
Next Paging Area Scope	O		ENUMERATED (same, changed, ...)	Indicates whether the RAN paging area scope will change at next RAN paging attempt.

#### 9.2.3.43 UE RAN Paging Identity

The IE defines the UE Identity for RAN paging a UE in RRC\_INACTIVE.

IE/Group Name	Presence	Range	IE type and reference	Semantics description
CHOICE UE RAN Paging Identity	M			
> <i>I-RNTI full</i>				
>>I-RNTI full	M		BIT STRING (SIZE (40))	

### 9.2.3.44 Paging Priority

This information element contains an indication of the priority to be considered for the paging request.

IE/Group Name	Presence	Range	IE type and reference	Semantics description
Paging Priority	M		ENUMERATED (PrioLevel1, PrioLevel2, PrioLevel3, PrioLevel4, PrioLevel5, PrioLevel6, PrioLevel7, PrioLevel8, ...)	Lower value codepoint indicates higher priority.

### 9.2.3.45 Delivery Status

This IE provides the delivery status of RRC PDUs provided by RRC Transfer message.

IE/Group Name	Presence	Range	IE Type and Reference	Semantics Description
Delivery Status	M		INTEGER (0..2 <sup>12</sup> -1)	Highest successfully delivered NR PDCP SN, as defined in TS 38.323 [11].

### 9.2.3.46 I-RNTI

The I-RNTI is defined for allocation in an NR or E-UTRA serving cell as a reference to a UE Context within an NG-RAN node. The I-RNTI is partitioned into two parts, the first part identifies the NG-RAN node that allocated the I-RNTI and the second part identifies the UE context stored in this NG-RAN node.

IE/Group Name	Presence	Range	IE type and reference	Semantics description
<i>CHOICE I-RNTI</i>				
<i>&gt;I-RNTI full</i>				
<i>&gt;&gt;I-RNTI full</i>	M		BIT STRING (SIZE (40))	This IE is used to identify the suspended UE context of a UE in RRC_INACTIVE using 40 bits (refer to <i>I-RNTI-Value</i> IE in TS 38.331 [10] and <i>I-RNTI</i> IE in TS 36.331 [14]).
<i>&gt;I-RNTI short</i>				
<i>&gt;&gt;I-RNTI short</i>	M		BIT STRING (SIZE (24))	This IE is used to identify the suspended UE context of a UE in RRC_INACTIVE using 24 bits (refer to <i>ShortI-RNTI-Value</i> IE in TS 38.331 [10] and <i>ShortI-RNTI</i> IE in TS 36.331 [14]).

### 9.2.3.47 Location Reporting Information

This information element indicates how the location information should be reported.

IE/Group Name	Presence	Range	IE type and reference	Semantics description
Event Type	M		ENUMERATED (report upon change of serving cell, report UE moving presence into or out of the Area of Interest, ...)	
Report Area	M		ENUMERATED (Cell, ...)	
Area of Interest Information	O		9.2.3.48	

### 9.2.3.48 Area of Interest Information

This IE contains indicates the Area of Interest information, which may contain multiple Areas of Interest, as specified in TS 23.502 [13].

IE/Group Name	Presence	Range	IE type and reference	Semantics description
Area of Interest Item		1.. <maxnoofAols>		
>List of TAIs in Area of Interest		0..1		
>>TAI in Area of Interest Item		1..< maxnoofTAIsinAol >		
>>>PLMN Identity	M		9.2.2.4	
>>>TAC	M		9.2.2.5	
>List of Cells in Area of Interest		0..1		This IE may need to be refined with SA2.
>>Cell Item		1..<maxnoofcellsinaol>		
>>>PLMN Identity	M		9.2.2.4	
>>>NG-RAN Cell Identity	M		9.2.2.9	
>List of Global NG-RAN Nodes in Area of Interest		0..1		
>>Global NG-RAN Node in Area of Interest Item		1..<maxnoofRANNodesinAol>		
>>>Global NG-RAN Node ID	M		9.2.2.3	
>Request Reporting Reference ID	M		9.2.3.58	

Range bound	Explanation
maxnoofAOIs	Maximum no. of Areas of Interest. Value is 64.
maxnoofTAIsinAol	Maximum no. of tracking areas in an Area of Interest. Value is 16.
maxnoofcellsinaol	Maximum no. of cells in an Area of Interest. Value is 256.
maxnoofRANNodesinAol	Maximum no. of global NG-RAN nodes in an Area of Interest. Value is 64.

### 9.2.3.49 UE Security Capabilities

The *UE Security Capabilities* IE defines the supported algorithms for encryption and integrity protection in the UE.

IE/Group Name	Presence	Range	IE Type and Reference	Semantics Description
NR Encryption Algorithms	M		BIT STRING {nea1-128(1), nea2-128(2), nea3-128(3)} (SIZE(16, ...))	Each position in the bitmap represents an encryption algorithm: "all bits equal to 0" – UE supports no other NR algorithm than NEA0, "first bit" – 128-NEA1, "second bit" – 128-NEA2, "third bit" – 128-NEA3, other bits reserved for future use. Value '1' indicates support and value '0' indicates no support of the algorithm. Algorithms are defined in TS 33.501 [28].
NR Integrity Protection Algorithms	M		BIT STRING {nia1-128(1), nia2-128(2), nia3-128(3)} (SIZE(16, ...))	Each position in the bitmap represents an integrity protection algorithm: "all bits equal to 0" – UE supports no other NR algorithm than NIA0, "first bit" – 128-NIA1, "second bit" – 128-NIA2, "third bit" – 128-NIA3, other bits reserved for future use. Value '1' indicates support and value '0' indicates no support of the algorithm. Algorithms are defined in TS 33.501 [28].
E-UTRA Encryption Algorithms	M		BIT STRING {eea1-128(1), eea2-128(2), eea3-128(3)} (SIZE(16, ...))	Each position in the bitmap represents an encryption algorithm: "all bits equal to 0" – UE supports no other algorithm than EEA0, "first bit" – 128-EEA1, "second bit" – 128-EEA2, "third bit" – 128-EEA3, other bits reserved for future use. Value '1' indicates support and value '0' indicates no support of the algorithm. Algorithms are defined in TS 33.401 [29].
E-UTRA Integrity Protection Algorithms	M		BIT STRING {eia1-128(1), eia2-128(2), eia3-128(3)} (SIZE(16, ...))	Each position in the bitmap represents an integrity protection algorithm: "all bits equal to 0" – UE supports no other algorithm than EIA0, "first bit" – 128-EIA1, "second bit" – 128-EIA2, "third bit" – 128-EIA3, other bits reserved for future use. Value '1' indicates support and value '0' indicates no support of the algorithm. Algorithms are defined in TS 33.401 [29].

### 9.2.3.50 AS Security Information

The *AS Security Information* IE is used to generate the key material to be used for AS security with the UE.



IE/Group Name	Presence	Range	IE Type and Reference	Semantics Description
Key NG-RAN Star	M		BIT STRING (256)	$K_{\text{NG-RAN}}^*$ defined in TS 33.501 [28].
Next Hop Chaining Count	M		INTEGER (0..7)	Next Hop Chaining Count (NCC) defined in TS 33.501 [28]

### 9.2.3.51 S-NG-RAN node Security Key

The *S-NG-RAN node Security Key* IE is used to apply security in the S-NG-RAN node as defined in TS 33.501 [28].

IE/Group Name	Presence	Range	IE Type and Reference	Semantics Description
S-NG-RAN node Security Key	M		BIT STRING (SIZE(256))	The $S\text{-}K_{\text{SN}}$ which is provided by the M-NG-RAN node, see TS 33.501 [28].

### 9.2.3.52 Security Indication

This IE contains the user plane integrity protection indication and confidentiality protection indication which indicates the requirements on UP integrity protection and ciphering for corresponding PDU sessions, respectively. Additionally, this IE contains the maximum integrity protected data rate values (UL and DL) per UE for integrity protection for DRBs.

IE/Group Name	Presence	Range	IE Type and Reference	Semantics Description
Integrity Protection Indication	M		ENUMERATED (required, preferred, not needed,...)	Indicates whether UP integrity protection shall apply, should apply, or shall not apply for the concerned PDU session.
Confidentiality Protection Indication	M		ENUMERATED (required, preferred, not needed, ...)	Indicates whether UP ciphering shall apply, should apply, or shall not apply for the concerned PDU session.
Maximum Integrity Protected Data Rate	C- ifIntegrityP rotectionre quiredorpr eferred		9.2.3.73	If present, this IE contains the values received from the CN for the overall UE capability. This IE may be ignored by the SN in the case of dual connectivity.

Condition	Explanation
ifIntegrityProtectionrequiredorpreferred	This IE shall be present if the <i>Integrity Protection</i> IE within the <i>Security Indication</i> IE is present and set to "required" or "preferred".

### 9.2.3.53 Mobility Restriction List

This IE defines roaming or access restrictions for subsequent mobility actions for which the NR-RAN provides information about the target of the mobility action towards the UE, e.g., handover, or for SCG selection during dual connectivity operation or for assigning proper RNAs. If the NG-RAN receives the *Mobility Restriction List* IE, it shall overwrite previously received restriction information. NG-RAN behaviour upon receiving this IE is specified in TS 23.501 [7].

IE/Group Name	Presence	Range	IE type and reference	Semantics description	Criticality	Assigned Criticality
Serving PLMN	M		PLMN Identity 9.2.2.4		–	
<b>Equivalent PLMNs</b>		<i>0..&lt;maxnrofEPLMNs&gt;</i>		Allowed PLMNs in addition to Serving PLMN. This list corresponds to the list of "equivalent PLMNs" as defined in TS 24.501 [30]. This list is part of the roaming restriction information. Roaming restrictions apply to PLMNs other than the Serving PLMN and Equivalent PLMNs.	–	
>PLMN Identity	M		9.2.2.4		–	
<b>RAT Restrictions</b>		<i>0..&lt;maxnrofPLMNs&gt;</i>		This IE contains RAT restriction related information as specified in TS 23.501 [7].	–	
>PLMN Identity	M		9.2.2.4		–	
>RAT Restriction Information	M		BIT STRING { e-UTRA (0), nR (1) } (SIZE(8, ...))	Each position in the bitmap represents a RAT. If a bit is set to "1", the respective RAT is restricted for the UE. If a bit is set to "0", the respective RAT is not restricted for the UE. This version of the specification does not use bits 2-7, the sending node shall set bits 2-7 to "0", the sender shall ignore bits 2-7.	–	
<b>Forbidden Area Information</b>		<i>0..&lt;maxnrofPLMNs&gt;</i>		This IE contains Forbidden Area information as specified in TS 23.501 [7].	–	
>PLMN Identity	M		9.2.2.4		–	
<b>&gt;Forbidden TACs</b>		<i>1..&lt;maxnrofForbiddenTACs&gt;</i>			–	
>>TAC	M		9.2.2.5	The TAC of the forbidden TAI.	–	
<b>Service Area Information</b>		<i>0..&lt;maxnrofPLMNs&gt;</i>		This IE contains Service Area Restriction information as specified in TS 23.501 [7].	–	
>PLMN Identity	M		9.2.2.4		–	
<b>&gt;Allowed TACs</b>		<i>0..&lt;maxnrofAllowedAreas&gt;</i>			–	
>>TAC	M		9.2.2.5	The TAC of the allowed TAI.	–	
<b>&gt;Not Allowed TACs</b>		<i>0..&lt;maxnrofAllowedAreas&gt;</i>			–	
>>TAC	M		9.2.2.5	The TAC of the not-allowed TAI.	–	

Last E-UTRAN PLMN Identity	O		9.2.2.4	Indicates the E-UTRAN PLMN ID from where the UE formerly handed over to 5GS and which is preferred in case of subsequent mobility to EPS.	YES	ignore
----------------------------	---	--	---------	---	-----	--------

Range bound	Explanation
maxnoofEPLMNs	Maximum no. of equivalent PLMNs. Value is 15.
maxnoofPLMNs	Maximum no. of allowed PLMNs. Value is 16.
maxnoofForbiddenTACs	Maximum no. of forbidden Tracking Area Codes. Value is 4096.
maxnoofAllowedAreas	Maximum no. of allowed or not allowed Tracking Areas. Value is 16.

### 9.2.3.54 Xn Benefit Value

The *Xn Benefit Value* IE indicates the quantified benefit of the signalling connection.

IE/Group Name	Presence	Range	IE type and reference	Semantics description
Xn Benefit Value	M		INTEGER (1..8, ...)	Value 1 indicates lowest benefit, and 8 indicates highest benefit.

### 9.2.3.55 Trace Activation

This IE defines parameters related to a trace activation.

IE/Group Name	Presence	Range	IE type and reference	Semantics description
NG-RAN Trace ID	M		OCTET STRING (SIZE(8))	This IE is composed of the following: Trace Reference defined in TS 32.422 [23] (leftmost 6 octets, with PLMN information encoded as in 9.2.2.4), and Trace Recording Session Reference defined in TS 32.422 [23] (last 2 octets).
Interfaces To Trace	M		BIT STRING (SIZE(8))	Each position in the bitmap represents an NG-RAN node interface: first bit = NG-C, second bit = Xn-C, third bit = Uu, fourth bit = F1-C, fifth bit = E1: other bits reserved for future use. Value '1' indicates 'should be traced'. Value '0' indicates 'should not be traced'.
Trace Depth	M		ENUMERATED (minimum, medium, maximum, MinimumWithoutVendorSpecificExtension, MediumWithoutVendorSpecificExtension, MaximumWithoutVendorSpecificExtension, ...)	Defined in TS 32.422 [23].
Trace Collection Entity IP Address	M		Transport Layer Address 9.2.3.29	Defined in TS 32.422 [23]

### 9.2.3.56 Time To Wait

This IE defines the minimum allowed waiting times.

IE/Group Name	Presence	Range	IE Type and Reference	Semantics Description
Time To Wait	M		ENUMERATED (1s, 2s, 5s, 10s, 20s, 60s, ...)	

### 9.2.3.57 QoS Flow Notification Control Indication Info

This IE provides information about QoS flows of a PDU Session Resource for which notification control has been requested.

IE/Group Name	Presence	Range	IE type and reference	Semantics description
<b>QoS Flow Notification Indication Info</b>		1		
<b>&gt;QoS Flows Notify Item</b>		1..<maxnoofQoSFlows>		
>>QoS Flow Identifier	M		9.2.3.10	
>>Notification Information	M		ENUMERATED (fulfilled, not fulfilled, ...)	

Range bound	Explanation
maxnoofQoSFlows	Maximum no. of QoS flows allowed within one PDU session. Value is 64.

### 9.2.3.58 Request Reporting Reference ID

This IE contains the Request Reporting Reference ID and is used for UE presence in Area of Interest reporting as specified in TS 23.502 [13].

IE/Group Name	Presence	Range	IE Type and Reference	Semantics Description
Request Reporting Reference ID	M		INTEGER (1..64, ...)	

### 9.2.3.59 User plane traffic activity report

This IE is used to indicate user plane traffic activity.

IE/Group Name	Presence	Range	IE type and reference	Semantics description
User plane traffic activity report	M		ENUMERATED (inactive, re-activated, ...)	"re-activated" shall be only set after "inactive" has been reported for the concerned reporting object

### 9.2.3.60 Lower Layer presence status change

This IE is used to indicate that lower layer resources' presence status shall be changed. If the presence status is set to "release lower layers", SDAP entities, PDCP entities, Xn-U bearer resources, NG-U bearer resources and UE context information shall be kept.

IE/Group Name	Presence	Range	IE type and reference	Semantics description
Lower Layer presence status change	M		ENUMERATED (release lower layers, re-establish lower layers, ...)	"re-establish lower layers" shall be only set after "release lower layers" has been indicated.

### 9.2.3.61 RRC Resume Cause

The purpose of the *RRC Resume Cause* IE is to indicate to the old NG-RAN node the reason for the RRC Connection Resume as received from the UE in the *ResumeCause* defined in TS 36.331 [14] and TS 38.331 [10]. In this version of the specification, this is limited to the case of RNA update.

IE/Group Name	Presence	Range	IE type and reference	Semantics description
RRC Resume Cause	M		ENUMERATED (rna-Update, ...)	

### 9.2.3.62 Priority Level

This IE indicates the Priority Level for a QoS flow.

IE/Group Name	Presence	Range	IE type and reference	Semantics description
Priority Level	M		INTEGER (1..127, ...)	Values ordered in decreasing order of priority, i.e. with 1 as the highest priority and 127 as the lowest priority.

### 9.2.3.63 PDCP SN Length

The *PDCP SN Length* IE is used to indicate the PDCP SN length configuration of the bearer.

IE/Group Name	Presence	Range	IE Type and Reference	Semantics Description
UL PDCP SN Length	M		ENUMERATED (12bits, 18bits, ...)	This IE indicates the PDCP sequence number size for UL.
DL PDCP SN Length	M		ENUMERATED (12bits, 18bits, ...)	This IE indicates the PDCP sequence number size for DL.

### 9.2.3.64 UE History Information

The *UE History Information* IE contains information about cells that a UE has been served by in active state prior to the target cell. The overall mechanism is described in TS 36.300 [12].

NOTE: The definition of this IE is aligned with the definition of the *UE History Information* IE in TS 38.413 [5].

IE/Group Name	Presence	Range	IE Type and Reference	Semantics Description
<b>Last Visited Cell List</b>		<i>1..&lt;maxnoofCellsin UEHistoryInfo&gt;</i>		Most recent information is added to the top of this list
>Last Visited Cell Information	M		9.2.3.65	

Range bound	Explanation
maxnoofCellsinUEHistoryInfo	Maximum number of last visited cell information records that can be reported in the IE. Value is 16.

### 9.2.3.65 Last Visited Cell Information

The Last Visited Cell Information may contain cell specific information.

IE/Group Name	Presence	Range	IE type and reference	Semantics description
CHOICE <i>Last Visited Cell Information</i>	M			
> <i>NG-RAN Cell</i>				
>>Last Visited NG-RAN Cell Information	M		OCTET STRING	Defined in TS 38.413 [5].
> <i>E-UTRAN Cell</i>				
>>Last Visited E-UTRAN Cell Information	M		OCTET STRING	Defined in TS 36.413 [31].
> <i>UTRAN Cell</i>				
>>Last Visited UTRAN Cell Information	M		OCTET STRING	Defined in TS 25.413 [32].
> <i>GERAN Cell</i>				
>>Last Visited GERAN Cell Information	M		OCTET STRING	Defined in TS 36.413 [31].

### 9.2.3.66 Paging DRX

This IE indicates the Paging DRX as defined in TS 38.304 [33] and TS 36.304 [34].

IE/Group Name	Presence	Range	IE Type and Reference	Semantics Description
Paging DRX	M		ENUMERATED (32, 64, 128, 256, ...)	

### 9.2.3.67 Security Result

This IE indicates whether the security policy indicated as "preferred" in the *Security Indication* IE is performed or not.

IE/Group Name	Presence	Range	IE Type and Reference	Semantics Description
Integrity Protection Result	M		ENUMERATED (performed, not performed, ...)	Indicates whether UP integrity protection is performed or not for the concerned PDU session.
Confidentiality Protection Result	M		ENUMERATED (performed, not performed, ...)	Indicates whether UP ciphering is performed or not for the concerned PDU session.

### 9.2.3.68 UE Context Kept Indicator

This IE indicates whether the UE Context is kept at the S-NG-RAN node in case of an M-NG-RAN node handover without S-NG-RAN node change.

IE/Group Name	Presence	Range	IE Type and Reference	Semantics Description
UE Context Kept Indicator	M		ENUMERATED (true, ...)	

### 9.2.3.69 PDU Session Aggregate Maximum Bit Rate

This IE is applicable for all Non-GBR QoS flows per PDU session which is defined for the downlink and the uplink direction and is provided at the Handover Preparation procedure to the target NG-RAN node and at the Retrieve UE Context procedure to the new NG-RAN node as received by the 5GC, during dual connectivity related procedures to the S-NG-RAN node as decided by the M-NG-RAN node, as specified in TS 37.340 [8].

IE/Group Name	Presence	Range	IE type and reference	Semantics description
<b>PDU session Aggregate Maximum Bit Rate</b>		1		Applicable for Non-GBR QoS flows.
>PDU session Aggregate Maximum Bit Rate Downlink	M		Bit Rate 9.2.3.4	This IE indicates the PDU session Aggregate Maximum Bit Rate as specified in TS 23.501 [7] in the downlink direction.
>PDU session Aggregate Maximum Bit Rate Uplink	M		Bit Rate 9.2.3.4	This IE indicates the PDU session Aggregate Maximum Bit Rate as specified in TS 23.501 [7] in the uplink direction.

### 9.2.3.70 LCID

This IE uniquely identifies a logical channel ID for the associated DRB.

IE/Group Name	Presence	Range	IE type and reference	Semantics description
LCID	M		INTEGER (1..32, ...)	Corresponds to the <i>LogicalChannelIdentity</i> defined in TS 38.331 [10].

### 9.2.3.71 Duplication Activation

The *Duplication Activation* IE indicates the initial status of UL PDCP duplication, i.e., whether UL PDCP Duplication is activated or not.

IE/Group Name	Presence	Range	IE Type and Reference	Semantics Description
Duplication Activation	M		ENUMERATED (Active, Inactive, ...)	

### 9.2.3.72 RRC Config Indication

This IE indicates the type of RRC configuration used at the S-NG-RAN node.

IE/Group Name	Presence	Range	IE Type and Reference	Semantics Description
RRC Config Indication	M		ENUMERATED (full config, delta config, ...)	

### 9.2.3.73 Maximum Integrity Protected Data Rate

This IE indicates the maximum aggregate data rate for integrity protected DRBs for a UE as defined in TS 38.300 [9].

IE/Group Name	Presence	Range	IE type and reference	Semantics description	Criticality	Assigned Criticality
Maximum IP Rate Uplink	M		Maximum IP Rate 9.2.3.89	Indicates the maximum aggregate rate for integrity protected DRBs supported by the UE in UL. If the <i>Maximum IP Rate Downlink</i> IE is absent, this IE applies to both UL and DL.	–	
Maximum IP Rate Downlink	O		Maximum IP Rate 9.2.3.89	Indicates the maximum aggregate rate for integrity protected DRBs supported by the UE in the DL.	YES	ignore

### 9.2.3.74 PDCP Change Indication

The PDCP Change Indication IE is used for S-NG-RAN node to either initiate the security key update or to request PDCP data recovery in M-NG-RAN node. The PDCP Change Indication IE is also used for M-NG-RAN node to request PDCP data recovery in S-NG-RAN node.

IE/Group Name	Presence	Range	IE type and reference	Semantics description
CHOICE <i>PDCP Change Indication</i>	M			
>From S-NG-RAN node				
>>Indication from S-NG-RAN node to M-NG-RAN node	M		ENUMERATED (S-NG-RAN node key update required, PDCP data recovery required, ...)	S-NG-RAN node key update required indicates that the security key in S-NG-RAN node needs to be updated. The value of PDCP data recovery required indicates that the M-NG-RAN node needs to perform PDCP data recovery.
>From M-NG-RAN node				
>>Indication from M-NG-RAN node to S-NG-RAN node	M		ENUMERATED (PDCP data recovery required, ...)	The value of PDCP data recovery required indicates that the S-NG-RAN node needs to perform PDCP data recovery.

### 9.2.3.75 UL Configuration

This IE indicates how the UL PDCP is configured for the corresponding node.

IE/Group Name	Presence	Range	IE type and reference	Semantics description
UL UE Configuration	M		ENUMERATED (no-data, shared, only, ...)	Indicates how the UE uses the UL at the corresponding node.

### 9.2.3.76 UP Transport Parameters

This IE contains Xn-U related information related to a DRB.



IE/Group Name	Presence	Range	IE type and reference	Semantics description
<b>UP Transport Parameters</b>		1		
>UP Transport Item		1..<maxnoofSCellGroups>		
>>UP Transport Layer Information	M		9.2.3.30	
>>Cell Group ID	M		INTEGER (0..maxnoofSCellGroups, ...)	This IE corresponds to the <i>CellGroupID</i> as defined in TS 38.331 [10] (0=MCG, 1=SCG). In this version of the specification, values "2" and "3" shall not be set by the sender and ignored by the receiver. For E-UTRA Cell Groups, the same encoding is used as for NR Cell Groups. NOTE: There is no corresponding IE defined in TS 36.331 [14].

Range bound	Explanation
maxnoofSCellGroups	Maximum no of Secondary Cell Groups. Value is 3.

### 9.2.3.77 Desired Activity Notification Level

This IE contains information on which level activity notification shall be performed.

IE/Group Name	Presence	Range	IE type and reference	Semantics description
Desired Activity Notification Level	O		ENUMERATED (None, QoS Flow, PDU session, UE, ...)	

### 9.2.3.78 Number of DRB IDs

This IE indicates the number of DRB IDs.

IE/Group Name	Presence	Range	IE type and reference	Semantics description
Number of DRB IDs	M		INTEGER (1..32, ...)	

### 9.2.3.79 QoS Flow Mapping Indication

This IE is used to indicate whether only the uplink or the downlink of a QoS flow is mapped to a DRB.

IE/Group Name	Presence	Range	IE type and reference	Semantics description
QoS Flow Mapping Indication	M		ENUMERATED (ul, dl, ...)	This IE indicates whether only the uplink or the downlink QoS flow is mapped to the DRB

### 9.2.3.80 RLC Status

The *RLC Status* IE indicates about the RLC configuration change included in the container towards the UE.

IE/Group Name	Presence	Range	IE Type and Reference	Semantics Description
Reestablishment Indication	M		ENUMERATED (reestablished, ...)	Indicates that following the change of the radio status, the RLC has been re-established.

### 9.2.3.81 Expected UE Behaviour

This IE indicates the behaviour of a UE with predictable activity and/or mobility behaviour, to assist the NG-RAN node in determining the optimum RRC connection time and to help with the RRC\_INACTIVE state transition and RNA configuration (e.g. size and shape of the RNA).

IE/Group Name	Presence	Range	IE type and reference	Semantics description
Expected UE Activity Behaviour	O		9.2.3.82	
Expected HO Interval	O		ENUMERATED (sec15, sec30, sec60, sec90, sec120, sec180, long-time, ...)	Indicates the expected time interval between inter NG-RAN node handovers. If "long-time" is included, the interval between inter NG-RAN node handovers is expected to be longer than 180 seconds.
Expected UE Mobility	O		ENUMERATED (stationary, mobile, ...)	Indicates whether the UE is expected to be stationary or mobile.
Expected UE Moving Trajectory		0..1		Indicates the UE's expected geographical movement.
>Expected UE Moving Trajectory Item		1..<maxnoofCellsUEMovingTrajectory>		Includes list of visited and non-visited cells, where visited cells are listed in the order the UE visited them with the most recent cell being the first in the list. Non-visited cells are included immediately after the visited cell they are associated with.
>>Global NG-RAN Cell Identity	M		9.2.2.27	
>>Time Stayed in Cell	O		INTEGER (0..4095)	Included for visited cells and indicates the time a UE stayed in a cell in seconds. If the UE stays in a cell more than 4095 seconds, this IE is set to 4095.

Range bound	Explanation
maxnoofCellsUEMovingTrajectory	Maximum no. of cells of UE moving trajectory. Value is 16.

### 9.2.3.82 Expected UE Activity Behaviour

This IE indicates information about the expected "UE activity behaviour" as defined in TS 23.501 [7].

IE/Group Name	Presence	Range	IE type and reference	Semantics description
Expected Activity Period	O		INTEGER (1..30 40 50 60 80  100 120 150 180  181, ...)	If set to "181" the expected activity time is longer than 180 seconds. The remaining values indicate the expected activity time in [seconds].
Expected Idle Period	O		INTEGER (1..30 40 50 60 80  100 120 150 180  181, ...)	If set to "181" the expected idle time is longer than 180 seconds. The remaining values indicate the expected idle time in [seconds].
Source of UE Activity Behaviour Information	O		ENUMERATED (subscription information, statistics, ...)	If "subscription information" is indicated, the information contained in the <i>Expected Activity Period</i> IE and the <i>Expected Idle Period</i> IE, if present, is derived from subscription information. If "statistics" is indicated, the information contained in the <i>Expected Activity Period</i> IE and the <i>Expected Idle Period</i> IE, if present, is derived from statistical information.

### 9.2.3.83 AMF Set Information

This IE indicates the Global AMF Set IDs of the AMF Sets to which the NG-RAN node belongs.

IE/Group Name	Presence	Range	IE type and reference	Semantics description
<b>AMF Set Information</b>		<i>1</i>		
>Global AMF Set Information Item		<i>1..&lt;maxnoofAMFSets&gt;</i>		
>>PLMN Identity	M		9.2.2.4	
>>>AMF Set Identifier		<i>1</i>		
>>>>AMF Region ID	M		BIT STRING (SIZE (8))	
>>>>AMF Set ID	M		BIT STRING (SIZE (10))	

Range bound	Explanation
maxnoofAMFSets	Maximum no. of AMF Sets an NG-RAN node can be connected to. Value is 16.

### 9.2.3.84 TNL Association Usage

This IE indicates the usage of the TNL association.

IE/Group Name	Presence	Range	IE type and reference	Semantics description
TNL Association Usage	O		ENUMERATED (ue, non-ue, both, ...)	Indicates whether the TNL association is only used for UE associated signalling, or non-UE associated signalling, or both.

### 9.2.3.85 Network Instance

This IE provides the network instance to be used by the NG-RAN node when selecting a particular transport network resource as described in TS 23.501 [7].

IE/Group Name	Presence	Range	IE type and reference	Semantics description
Network Instance	M		INTEGER (1..256, ...)	

### 9.2.3.86 PDCP Duplication Configuration

The *PDCP Duplication Configuration* IE indicates whether PDCP Duplication is configured or de-configured.

IE/Group Name	Presence	Range	IE Type and Reference	Semantics Description
PDCP Duplication Configuration	M		ENUMERATED (configured, de-configured, ...)	

### 9.2.3.87 Secondary RAT Usage Information

This IE provides information on the Secondary RAT resources used by a PDU Session with MR-DC as specified in TS 37.340 [8].

IE/Group Name	Presence	Range	IE type and reference	Semantics description
<b>PDU Session Usage Report</b>		0..1		
>RAT Type	M		ENUMERATED (nR, e-UTRA, ...)	
>PDU Session Timed Report List	M		Volume Timed Report List 9.2.3.88	
<b>QoS Flows Usage Report List</b>		0..1		
>QoS Flows Usage Report Item		1..<maxnoofQoSflows>		
>>QoS Flow Indicator	M		9.2.3.10	
>>RAT Type	M		ENUMERATED (nR, eutra, ...)	
>>QoS Flows Timed Report List	M		Volume Timed Report List 9.2.3.88	

Range bound	Explanation
maxnoofQoSFlows	Maximum no. of QoS flows allowed within one PDU session. Value is 64.

### 9.2.3.88 Volume Timed Report List

This IE provides information on the data usage.

IE/Group Name	Presence	Range	IE type and reference	Semantics description
<b>Volume Timed Report Item</b>		1.. <maxnoofTimePeriods>		
>Start Timestamp	M		OCTET STRING (SIZE(4))	UTC time encoded in the same format as the first four octets of the 64-bit timestamp format as defined in section 6 of IETF RFC 5905 [XX]. It indicates the start time of the collecting period of the included <i>Usage Count UL</i> IE and <i>Usage Count DL</i> IE.
>End Timestamp	M		OCTET STRING (SIZE(4))	UTC time encoded in the same format as the first four octets of the 64-bit timestamp format as defined in section 6 of IETF RFC 5905 [XX]. It indicates the end time of the collecting period of the included <i>Usage Count UL</i> IE and <i>Usage Count DL</i> IE.
>Usage Count UL	M		INTEGER (0..2 <sup>64</sup> -1)	The unit is: octets.
>Usage Count DL	M		INTEGER (0..2 <sup>64</sup> -1)	The unit is: octets.

Range bound	Explanation
maxnoofTimePeriods	Maximum no. of time reporting periods. Value is 2.

### 9.2.3.89 Maximum IP Rate

This IE indicates the maximum aggregate data rate for integrity protected DRBs for a UE as defined in TS 38.300 [9].

IE/Group Name	Presence	Range	IE Type and Reference	Semantics Description
Maximum Integrity Protected Data Rate	M		ENUMERATED (64kbps, max UE rate, ...)	Defines the upper bound of the aggregate data rate of user plane integrity protected data.

### 9.2.3.90 UL Forwarding

This element indicates a proposal for forwarding of uplink packets.

IE/Group Name	Presence	Range	IE type and reference	Semantics description
UL Forwarding	M		ENUMERATED (UL forwarding proposed, ...)	

## 9.3 Message and Information Element Abstract Syntax (with ASN.1)

### 9.3.1 General

XnAP ASN.1 definition conforms to ITU-T Rec. X.680 [16] and ITU-T Rec. X.681 [17].

Sub clause 9.3 presents the Abstract Syntax of the XnAP protocol with ASN.1. In case there is contradiction between the ASN.1 definition in this sub clause and the tabular format in sub clause 9.1 and 9.2, the ASN.1 shall take precedence, except for the definition of conditions for the presence of conditional elements, in which the tabular format shall take precedence.

The ASN.1 definition specifies the structure and content of XnAP messages. XnAP messages can contain any IEs specified in the object set definitions for that message without the order or number of occurrence being restricted by ASN.1. However, for this version of the standard, a sending entity shall construct an XnAP message according to the PDU definitions module and with the following additional rules:

- IEs shall be ordered (in an IE container) in the order they appear in object set definitions.
- Object set definitions specify how many times IEs may appear. An IE shall appear exactly once if the presence field in an object has value "mandatory". An IE may appear at most once if the presence field in an object has value "optional" or "conditional". If in a tabular format there is multiplicity specified for an IE (i.e. an IE list) then in the corresponding ASN.1 definition the list definition is separated into two parts. The first part defines an IE container list in which the list elements reside. The second part defines list elements. The IE container list appears as an IE of its own. For this version of the standard an IE container list may contain only one kind of list elements.

NOTE: In the above, "IE" means an IE in the object set with an explicit ID. If one IE needs to appear more than once in one object set, then the different occurrences have different IE IDs.

If an XnAP message that is not constructed as defined above is received, this shall be considered as Abstract Syntax Error, and the message shall be handled as defined for Abstract Syntax Error in clause 10.

### 9.3.2 Usage of Private Message Mechanism for Non-standard Use

The private message mechanism for non-standard use may be used:

- for special operator (and/or vendor) specific features considered not to be part of the basic functionality, i.e. the functionality required for a complete and high-quality specification in order to guarantee multivendor inter-operability.
- by vendors for research purposes, e.g. to implement and evaluate new algorithms/features before such features are proposed for standardisation.

The private message mechanism shall not be used for basic functionality. Such functionality shall be standardised.

### 9.3.3 Elementary Procedure Definitions

```
-- ASN1START
-- *****
--
-- Elementary Procedure definitions
--
-- *****

XnAP-PDU-Descriptions {
itu-t (0) identified-organization (4) etsi (0) mobileDomain (0)
ngran-access (22) modules (3) xnap (2) version1 (1) xnap-PDU-Descriptions (0) }

DEFINITIONS AUTOMATIC TAGS ::=

BEGIN

-- *****
--
-- IE parameter types from other modules.
--
-- *****

IMPORTS
    Criticality,
    ProcedureCode

FROM XnAP-CommonDataTypes

    HandoverRequest,
    HandoverRequestAcknowledge,
    HandoverPreparationFailure,
    SNStatusTransfer,
    UEContextRelease,
    HandoverCancel,
    NotificationControlIndication,
    RANPaging,
    RetrieveUEContextRequest,
    RetrieveUEContextResponse,
    RetrieveUEContextFailure,
    XnUAddressIndication,
    SecondaryRATDataUsageReport,
    SNodeAdditionRequest,
    SNodeAdditionRequestAcknowledge,
    SNodeAdditionRequestReject,
    SNodeReconfigurationComplete,
    SNodeModificationRequest,
    SNodeModificationRequestAcknowledge,
    SNodeModificationRequestReject,
    SNodeModificationRequired,
    SNodeModificationConfirm,
    SNodeModificationRefuse,
    SNodeReleaseRequest,
```

SNodeReleaseRequestAcknowledge,  
SNodeReleaseReject,  
SNodeReleaseRequired,  
SNodeReleaseConfirm,  
SNodeCounterCheckRequest,  
SNodeChangeRequired,  
SNodeChangeConfirm,  
SNodeChangeRefuse,  
RRCTransfer,  
XnRemovalRequest,  
XnRemovalResponse,  
XnRemovalFailure,  
XnSetupRequest,  
XnSetupResponse,  
XnSetupFailure,  
NGRANNodeConfigurationUpdate,  
NGRANNodeConfigurationUpdateAcknowledge,  
NGRANNodeConfigurationUpdateFailure,  
E-UTRA-NR-CellResourceCoordinationRequest,  
E-UTRA-NR-CellResourceCoordinationResponse,  
ActivityNotification,  
CellActivationRequest,  
CellActivationResponse,  
CellActivationFailure,  
ResetRequest,  
ResetResponse,  
ErrorIndication,  
PrivateMessage

FROM XnAP-PDU-Contents

id-handoverPreparation,  
id-sNStatusTransfer,  
id-handoverCancel,  
id-notificationControl,  
id-retrieveUEContext,  
id-rANPaging,  
id-xnUAddressIndication,  
id-uEContextRelease,  
id-secondaryRATDataUsageReport,  
id-sNGRANnodeAdditionPreparation,  
id-sNGRANnodeReconfigurationCompletion,  
id-mNGRANnodeinitiatedSNGRANnodeModificationPreparation,  
id-sNGRANnodeinitiatedSNGRANnodeModificationPreparation,  
id-mNGRANnodeinitiatedSNGRANnodeRelease,  
id-sNGRANnodeinitiatedSNGRANnodeRelease,  
id-sNGRANnodeCounterCheck,  
id-sNGRANnodeChange,  
id-activityNotification,  
id-rRCTransfer,  
id-xnRemoval,  
id-xnSetup,  
id-nGRANnodeConfigurationUpdate,  
id-e-UTRA-NR-CellResourceCoordination,



```

    id-cellActivation,
    id-reset,
    id-errorIndication,
    id-privateMessage

FROM XnAP-Constants;

-- *****
--
-- Interface Elementary Procedure Class
--
-- *****

XNAP-ELEMENTARY-PROCEDURE ::= CLASS {
    &InitiatingMessage          ,
    &SuccessfulOutcome          OPTIONAL,
    &UnsuccessfulOutcome        OPTIONAL,
    &procedureCode              ProcedureCode  UNIQUE,
    &criticality                 Criticality   DEFAULT ignore
}
WITH SYNTAX {
    INITIATING MESSAGE          &InitiatingMessage
    [SUCCESSFUL OUTCOME         &SuccessfulOutcome]
    [UNSUCCESSFUL OUTCOME       &UnsuccessfulOutcome]
    PROCEDURE CODE              &procedureCode
    [CRITICALITY                &criticality]
}

-- *****
--
-- Interface PDU Definition
--
-- *****

XnAP-PDU ::= CHOICE {
    initiatingMessage    InitiatingMessage,
    successfulOutcome     SuccessfulOutcome,
    unsuccessfulOutcome  UnsuccessfulOutcome,
    ...
}

InitiatingMessage ::= SEQUENCE {
    procedureCode    XNAP-ELEMENTARY-PROCEDURE.&procedureCode    ( {XNAP-ELEMENTARY-PROCEDURES} ),
    criticality      XNAP-ELEMENTARY-PROCEDURE.&criticality        ( {XNAP-ELEMENTARY-PROCEDURES} {@procedureCode} ),
    value           XNAP-ELEMENTARY-PROCEDURE.&InitiatingMessage  ( {XNAP-ELEMENTARY-PROCEDURES} {@procedureCode} )
}

SuccessfulOutcome ::= SEQUENCE {
    procedureCode    XNAP-ELEMENTARY-PROCEDURE.&procedureCode    ( {XNAP-ELEMENTARY-PROCEDURES} ),
    criticality      XNAP-ELEMENTARY-PROCEDURE.&criticality        ( {XNAP-ELEMENTARY-PROCEDURES} {@procedureCode} ),
    value           XNAP-ELEMENTARY-PROCEDURE.&SuccessfulOutcome  ( {XNAP-ELEMENTARY-PROCEDURES} {@procedureCode} )
}

UnsuccessfulOutcome ::= SEQUENCE {

```

```

    procedureCode    XNAP-ELEMENTARY-PROCEDURE.&procedureCode    ( {XNAP-ELEMENTARY-PROCEDURES} ),
    criticality      XNAP-ELEMENTARY-PROCEDURE.&criticality      ( {XNAP-ELEMENTARY-PROCEDURES}@procedureCode },
    value            XNAP-ELEMENTARY-PROCEDURE.&UnsuccessfulOutcome ( {XNAP-ELEMENTARY-PROCEDURES}@procedureCode } )
}

-- *****
--
-- Interface Elementary Procedure List
--
-- *****

XNAP-ELEMENTARY-PROCEDURES XNAP-ELEMENTARY-PROCEDURE ::= {
    XNAP-ELEMENTARY-PROCEDURES-CLASS-1 |
    XNAP-ELEMENTARY-PROCEDURES-CLASS-2 |
    ...
}

XNAP-ELEMENTARY-PROCEDURES-CLASS-1 XNAP-ELEMENTARY-PROCEDURE ::= {
    handoverPreparation
    retrieveUEContext
    sNGRANnodeAdditionPreparation
    mNGRANnodeinitiatedSNGRANnodeModificationPreparation
    sNGRANnodeinitiatedSNGRANnodeModificationPreparation
    mNGRANnodeinitiatedSNGRANnodeRelease
    sNGRANnodeinitiatedSNGRANnodeRelease
    sNGRANnodeChange
    xnRemoval
    xnSetup
    nGRANnodeConfigurationUpdate
    e-UTRA-NR-CellResourceCoordination
    cellActivation
    reset
    ...
}

XNAP-ELEMENTARY-PROCEDURES-CLASS-2 XNAP-ELEMENTARY-PROCEDURE ::= {
    sNStatusTransfer
    handoverCancel
    rANPaging
    xnUAddressIndication
    uEContextRelease
    sNGRANnodeReconfigurationCompletion
    sNGRANnodeCounterCheck
    rRCTransfer
    errorIndication
    privateMessage
    notificationControl
    activityNotification
    secondaryRATDataUsageReport ,
    ...
}

-- *****

```

```
--  
-- Interface Elementary Procedures  
--  
-- *****  
  
handoverPreparation XNAP-ELEMENTARY-PROCEDURE ::= {  
    INITIATING MESSAGE      HandoverRequest  
    SUCCESSFUL OUTCOME      HandoverRequestAcknowledge  
    UNSUCCESSFUL OUTCOME    HandoverPreparationFailure  
    PROCEDURE CODE          id-handoverPreparation  
    CRITICALITY             reject  
}  
  
sNStatusTransfer    XNAP-ELEMENTARY-PROCEDURE ::= {  
    INITIATING MESSAGE      SNStatusTransfer  
    PROCEDURE CODE          id-sNStatusTransfer  
    CRITICALITY             ignore  
}  
  
handoverCancel      XNAP-ELEMENTARY-PROCEDURE ::= {  
    INITIATING MESSAGE      HandoverCancel  
    PROCEDURE CODE          id-handoverCancel  
    CRITICALITY             ignore  
}  
  
retrieveUEContext   XNAP-ELEMENTARY-PROCEDURE ::= {  
    INITIATING MESSAGE      RetrieveUEContextRequest  
    SUCCESSFUL OUTCOME      RetrieveUEContextResponse  
    UNSUCCESSFUL OUTCOME    RetrieveUEContextFailure  
    PROCEDURE CODE          id-retrieveUEContext  
    CRITICALITY             reject  
}  
  
rANPaging           XNAP-ELEMENTARY-PROCEDURE ::= {  
    INITIATING MESSAGE      RANPaging  
    PROCEDURE CODE          id-rANPaging  
    CRITICALITY             reject  
}  
  
xnUAddressIndication XNAP-ELEMENTARY-PROCEDURE ::= {  
    INITIATING MESSAGE      XnUAddressIndication  
    PROCEDURE CODE          id-xnUAddressIndication  
    CRITICALITY             reject  
}  
  
ueContextRelease    XNAP-ELEMENTARY-PROCEDURE ::= {  
    INITIATING MESSAGE      UEContextRelease  
    PROCEDURE CODE          id-ueContextRelease
```

```
    CRITICALITY          reject
  }

sNGRANnodeAdditionPreparation  XNAP-ELEMENTARY-PROCEDURE ::= {
  INITIATING MESSAGE      SNodeAdditionRequest
  SUCCESSFUL OUTCOME      SNodeAdditionRequestAcknowledge
  UNSUCCESSFUL OUTCOME    SNodeAdditionRequestReject
  PROCEDURE CODE          id-sNGRANnodeAdditionPreparation
  CRITICALITY             reject
}

sNGRANnodeReconfigurationCompletion XNAP-ELEMENTARY-PROCEDURE ::= {
  INITIATING MESSAGE      SNodeReconfigurationComplete
  PROCEDURE CODE          id-sNGRANnodeReconfigurationCompletion
  CRITICALITY             reject
}

mNGRANnodeinitiatedSNGRANnodeModificationPreparation  XNAP-ELEMENTARY-PROCEDURE ::= {
  INITIATING MESSAGE      SNodeModificationRequest
  SUCCESSFUL OUTCOME      SNodeModificationRequestAcknowledge
  UNSUCCESSFUL OUTCOME    SNodeModificationRequestReject
  PROCEDURE CODE          id-mNGRANnodeinitiatedSNGRANnodeModificationPreparation
  CRITICALITY             reject
}

sNGRANnodeinitiatedSNGRANnodeModificationPreparation  XNAP-ELEMENTARY-PROCEDURE ::= {
  INITIATING MESSAGE      SNodeModificationRequired
  SUCCESSFUL OUTCOME      SNodeModificationConfirm
  UNSUCCESSFUL OUTCOME    SNodeModificationRefuse
  PROCEDURE CODE          id-sNGRANnodeinitiatedSNGRANnodeModificationPreparation
  CRITICALITY             reject
}

mNGRANnodeinitiatedSNGRANnodeRelease  XNAP-ELEMENTARY-PROCEDURE ::= {
  INITIATING MESSAGE      SNodeReleaseRequest
  SUCCESSFUL OUTCOME      SNodeReleaseRequestAcknowledge
  UNSUCCESSFUL OUTCOME    SNodeReleaseReject
  PROCEDURE CODE          id-mNGRANnodeinitiatedSNGRANnodeRelease
  CRITICALITY             reject
}

sNGRANnodeinitiatedSNGRANnodeRelease  XNAP-ELEMENTARY-PROCEDURE ::= {
  INITIATING MESSAGE      SNodeReleaseRequired
  SUCCESSFUL OUTCOME      SNodeReleaseConfirm
  PROCEDURE CODE          id-sNGRANnodeinitiatedSNGRANnodeRelease
  CRITICALITY             reject
}
```

```

sNGRANnodeCounterCheck  XNAP-ELEMENTARY-PROCEDURE ::= {
    INITIATING MESSAGE      SNodeCounterCheckRequest
    PROCEDURE CODE          id-sNGRANnodeCounterCheck
    CRITICALITY              reject
}

sNGRANnodeChange         XNAP-ELEMENTARY-PROCEDURE ::= {
    INITIATING MESSAGE      SNodeChangeRequired
    SUCCESSFUL OUTCOME      SNodeChangeConfirm
    UNSUCCESSFUL OUTCOME    SNodeChangeRefuse
    PROCEDURE CODE          id-sNGRANnodeChange
    CRITICALITY              reject
}

rRCTransfer XNAP-ELEMENTARY-PROCEDURE ::= {
    INITIATING MESSAGE      RRCTransfer
    PROCEDURE CODE          id-rRCTransfer
    CRITICALITY              reject
}

xnRemoval  XNAP-ELEMENTARY-PROCEDURE ::= {
    INITIATING MESSAGE      XnRemovalRequest
    SUCCESSFUL OUTCOME      XnRemovalResponse
    UNSUCCESSFUL OUTCOME    XnRemovalFailure
    PROCEDURE CODE          id-xnRemoval
    CRITICALITY              reject
}

xnSetup XNAP-ELEMENTARY-PROCEDURE ::= {
    INITIATING MESSAGE      XnSetupRequest
    SUCCESSFUL OUTCOME      XnSetupResponse
    UNSUCCESSFUL OUTCOME    XnSetupFailure
    PROCEDURE CODE          id-xnSetup
    CRITICALITY              reject
}

nGRANnodeConfigurationUpdate  XNAP-ELEMENTARY-PROCEDURE ::= {
    INITIATING MESSAGE      NGRANNodeConfigurationUpdate
    SUCCESSFUL OUTCOME      NGRANNodeConfigurationUpdateAcknowledge
    UNSUCCESSFUL OUTCOME    NGRANNodeConfigurationUpdateFailure
    PROCEDURE CODE          id-nGRANnodeConfigurationUpdate
    CRITICALITY              reject
}

e-UTRA-NR-CellResourceCoordination  XNAP-ELEMENTARY-PROCEDURE ::= {
    INITIATING MESSAGE      E-UTRA-NR-CellResourceCoordinationRequest
    SUCCESSFUL OUTCOME      E-UTRA-NR-CellResourceCoordinationResponse
}

```

```
    PROCEDURE CODE          id-e-UTRA-NR-CellResourceCoordination
    CRITICALITY             reject
}

cellActivation XNAP-ELEMENTARY-PROCEDURE ::= {
    INITIATING MESSAGE      CellActivationRequest
    SUCCESSFUL OUTCOME      CellActivationResponse
    UNSUCCESSFUL OUTCOME    CellActivationFailure
    PROCEDURE CODE          id-cellActivation
    CRITICALITY             reject
}

reset XNAP-ELEMENTARY-PROCEDURE ::= {
    INITIATING MESSAGE      ResetRequest
    SUCCESSFUL OUTCOME      ResetResponse
    PROCEDURE CODE          id-reset
    CRITICALITY             reject
}

errorIndication XNAP-ELEMENTARY-PROCEDURE ::= {
    INITIATING MESSAGE      ErrorIndication
    PROCEDURE CODE          id-errorIndication
    CRITICALITY             ignore
}

notificationControl XNAP-ELEMENTARY-PROCEDURE ::= {
    INITIATING MESSAGE      NotificationControlIndication
    PROCEDURE CODE          id-notificationControl
    CRITICALITY             ignore
}

activityNotification XNAP-ELEMENTARY-PROCEDURE ::= {
    INITIATING MESSAGE      ActivityNotification
    PROCEDURE CODE          id-activityNotification
    CRITICALITY             ignore
}

privateMessage XNAP-ELEMENTARY-PROCEDURE ::= {
    INITIATING MESSAGE      PrivateMessage
    PROCEDURE CODE          id-privateMessage
    CRITICALITY             ignore
}

secondaryRATDataUsageReport XNAP-ELEMENTARY-PROCEDURE ::= {
    INITIATING MESSAGE      SecondaryRATDataUsageReport
    PROCEDURE CODE          id-secondaryRATDataUsageReport
    CRITICALITY             reject
}
```

```
END
-- ASN1STOP
```

## 9.3.4 PDU Definitions

```
-- ASN1START
-- *****
--
-- PDU definitions for XnAP.
--
-- *****

XnAP-PDU-Contents {
itu-t (0) identified-organization (4) etsi (0) mobileDomain (0)
ngran-access (22) modules (3) xnap (2) version1 (1) xnap-PDU-Contents (1) }

DEFINITIONS AUTOMATIC TAGS ::=

BEGIN

-- *****
--
-- IE parameter types from other modules.
--
-- *****

IMPORTS

    ActivationIDforCellActivation,
    ActivationIDforCellActivation,
    AMF-Set-Information,
    AMF-UE-NGAP-ID,
    AS-SecurityInformation,
    AssistanceDataForRANPaging,
    BitRate,
    Cause,
    CellAssistanceInfo-NR,
    CPTransportLayerInformation,
    TNLA-To-Add-List,
    TNLA-To-Update-List,
    TNLA-To-Remove-List,
    TNLA-Setup-List,
    TNLA-Failed-To-Setup-List,
    CriticalityDiagnostics,
    XnUAddressInfoPerPDUSession-List,
    DataTrafficResourceIndication,
    DeliveryStatus,
    DesiredActNotificationLevel,
    DRB-ID,
    DRB-List,
    DRB-Number,
    DRBsSubjectToStatusTransfer-List,
```

DRBToQoSFlowMapping-List,  
E-UTRA-CGI,  
ExpectedUEBehaviour,  
GlobalNG-RANNode-ID,  
GlobalNG-RANCell-ID,  
GUAMI,  
I-RNTI,  
LocationInformationSNReporting,  
LocationReportingInformation,  
LowerLayerPresenceStatusChange,  
MR-DC-ResourceCoordinationInfo,  
ServedCells-E-UTRA,  
ServedCells-NR,  
ServedCellsToUpdate-E-UTRA,  
ServedCellsToUpdate-NR,  
MAC-I,  
MaskedIMEISV,  
MobilityRestrictionList,  
NG-RAN-Cell-Identity,  
NG-RANnodeUEXnAPID,  
NR-CGI,  
PagingDRX,  
PagingPriority,  
PLMN-Identity,  
PDCPChangeIndication,  
PDUSessionAggregateMaximumBitRate,  
PDUSession-ID,  
PDUSession-List,  
PDUSession-List-withCause,  
PDUSession-List-withDataForwardingFromTarget,  
PDUSession-List-withDataForwardingRequest,  
PDUSessionResourcesAdmitted-List,  
PDUSessionResourcesNotAdmitted-List,  
PDUSessionResourcesToBeSetup-List,  
PDUSessionResourceChangeRequiredInfo-SNterminated,  
PDUSessionResourceChangeRequiredInfo-MNterminated,  
PDUSessionResourceChangeConfirmInfo-SNterminated,  
PDUSessionResourceChangeConfirmInfo-MNterminated,  
PDUSessionResourceSecondaryRATUsageList,  
PDUSessionResourceSetupInfo-SNterminated,  
PDUSessionResourceSetupInfo-MNterminated,  
PDUSessionResourceSetupResponseInfo-SNterminated,  
PDUSessionResourceSetupResponseInfo-MNterminated,  
PDUSessionResourceModificationInfo-SNterminated,  
PDUSessionResourceModificationInfo-MNterminated,  
PDUSessionResourceModificationResponseInfo-SNterminated,  
PDUSessionResourceModificationResponseInfo-MNterminated,  
PDUSessionResourceModConfirmInfo-SNterminated,  
PDUSessionResourceModConfirmInfo-MNterminated,  
PDUSessionResourceModRqdInfo-SNterminated,  
PDUSessionResourceModRqdInfo-MNterminated,  
PDUSessionType,  
QoSFlowIdentifier,  
QoSFlowNotificationControlIndicationInfo,



QoSFlows-List,  
RANPagingArea,  
ResetRequestTypeInfo,  
ResetResponseTypeInfo,  
RFSP-Index,  
RRCConfigIndication,  
RRCResumeCause,  
SCGConfigurationQuery,  
SecurityIndication,  
ServedCells-NR,  
S-NG-RANode-SecurityKey,  
SpectrumSharingGroupID,  
SplitSRBsTypes,  
S-NSSAI,  
TAISupport-List,  
Target-CGI,  
TimeToWait,  
TraceActivation,  
TraceActivation,  
UEAggregateMaximumBitRate,  
UEContextID,  
UEContextInfoRetrUECtxtResp,  
UEContextKeptIndicator,  
UEHistoryInformation,  
UEIdentityIndexValue,  
UERANPagingIdentity,  
UESecurityCapabilities,  
UPTransportLayerInformation,  
UserPlaneTrafficActivityReport,  
XnBenefitValue

FROM XnAP-IEs

PrivateIE-Container{ },  
ProtocolExtensionContainer{ },  
ProtocolIE-Container{ },  
ProtocolIE-ContainerList{ },  
ProtocolIE-ContainerPair{ },  
ProtocolIE-ContainerPairList{ },  
ProtocolIE-Single-Container{ },  
XNAP-PRIVATE-IES,  
XNAP-PROTOCOL-EXTENSION,  
XNAP-PROTOCOL-IES,  
XNAP-PROTOCOL-IES-PAIR

FROM XnAP-Containers

id-ActivatedServedCells,  
id-ActivationIDforCellActivation,  
id-AdditionalDRBIDs,  
id-AMF-Set-Information,  
id-AssistanceDataForRANPaging,  
id-AvailableDRBIDs,

id-Cause,  
id-cellAssistanceInfo-NR,  
id-ConfigurationUpdateInitiatingNodeChoice,  
id-UEContextID,  
id-CriticalityDiagnostics,  
id-XnUAddressInfoPerPDUSession-List,  
id-DesiredActNotificationLevel,  
id-DRBsSubjectToStatusTransfer-List,  
id-ExpectedUEBehaviour,  
id-GlobalNG-RAN-node-ID,  
id-GUAMI,  
id-indexToRatFrequSelectionPriority,  
id-List-of-served-cells-E-UTRA,  
id-List-of-served-cells-NR,  
id-LocationInformationSN,  
id-LocationInformationSNReporting,  
id-LocationReportingInformation,  
id-MAC-I,  
id-MaskedIMEISV,  
id-MN-to-SN-Container,  
id-MobilityRestrictionList,  
id-M-NG-RANnodeUEXnAPID,  
id-new-NG-RAN-Cell-Identity,  
id-newNG-RANnodeUEXnAPID,  
id-oldNG-RANnodeUEXnAPID,  
id-OldtoNewNG-RANnodeResumeContainer,  
id-PagingDRX,  
id-PagingPriority,  
id-PCellID,  
id-PDUSessionResourceSecondaryRATUsageList,  
id-PDUSessionResourcesActivityNotifyList,  
id-PDUSessionResourcesAdmitted-List,  
id-PDUSessionResourcesNotAdmitted-List,  
id-PDUSessionResourcesNotifyList,  
id-PDUSessionToBeAddedAddReq,  
id-PDUSessionToBeReleased-RelReqAck,  
id-PDUSession-List-withDataForwardingRequest,  
id-RANPagingArea,  
id-requestedSplitSRB,  
id-RequiredNumberOfDRBIDs,  
id-ResetRequestTypeInfo,  
id-ResetResponseTypeInfo,  
id-RespondingNodeTypeConfigUpdateAck,  
id-RRCResumeCause,  
id-selectedPLMN,  
id-ServedCellsToActivate,  
id-servedCellsToUpdate-E-UTRA,  
id-ServedCellsToUpdateInitiatingNodeChoice,  
id-servedCellsToUpdate-NR,  
id-sourceNG-RANnodeUEXnAPID,  
id-SpareDRBIDs,  
id-S-NG-RANnodeMaxIPDataRate-UL,  
id-S-NG-RANnodeMaxIPDataRate-DL,  
id-S-NG-RANnodeUEXnAPID,

id-TAISupport-list,  
id-Target2SourceNG-RANnodeTranspContainer,  
id-targetCellGlobalID,  
id-targetNG-RANnodeUEXnAPIID,  
id-TimeToWait,  
id-TNLA-To-Add-List,  
id-TNLA-To-Update-List,  
id-TNLA-To-Remove-List,  
id-TNLA-Setup-List,  
id-TNLA-Failed-To-Setup-List,  
id-TraceActivation,  
id-TraceActivation,  
id-UEContextInfoHOREquest,  
id-UEContextInfoRetrUECtxtResp,  
id-UEContextKeptIndicator,  
id-UEContextRefAtSN-HOREquest,  
id-UEHistoryInformation,  
id-UEIdentityIndexValue,  
id-UERANPagingIdentity,  
id-UESecurityCapabilities,  
id-UserPlaneTrafficActivityReport,  
id-XnRemovalThreshold,  
id-PDUSessionAdmittedAddedAddReqAck,  
id-PDUSessionNotAdmittedAddReqAck,  
id-SN-to-MN-Container,  
id-admittedSplitSRB,  
id-RRConfigIndication,  
id-SplitSRB-RRCTransfer,  
id-UEReportRRCTransfer,  
id-PDUSessionReleasedList-RelConf,  
id-BearersSubjectToCounterCheck,  
id-PDUSessionReleasedList-RelConf,  
id-PDUSessionToBeReleasedList-RelRqd,  
id-ResponseInfo-ReconfCompl,  
id-initiatingNodeType-ResourceCoordRequest,  
id-respondingNodeType-ResourceCoordResponse,  
id-PDUSessionToBeReleased-RelReq,  
id-PDUSession-SNChangeRequired-List,  
id-PDUSession-SNChangeConfirm-List,  
id-PDCPChangeIndication,  
id-SCGConfigurationQuery,  
id-UEContextInfo-SNModRequest,  
id-requestedSplitSRBrelease,  
id-PDUSessionAdmitted-SNModResponse,  
id-PDUSessionNotAdmitted-SNModResponse,  
id-admittedSplitSRB,  
id-admittedSplitSRBrelease,  
id-PDUSessionAdmittedModSNModConfirm,  
id-PDUSessionReleasedSNModConfirm,  
id-s-ng-RANnode-SecurityKey,  
id-PDUSessionToBeModifiedSNModRequired,  
id-S-NG-RANnodeUE-AMBR,  
id-PDUSessionToBeReleasedSNModRequired,  
id-target-S-NG-RANnodeID,

```

id-S-NSSAI,
id-MR-DC-ResourceCoordinationInfo,

maxnoofCellsinNG-RANnode,
maxnoofDRBs,
maxnoofPDUSessions,
maxnoofQoSFlows
FROM XnAP-Constants;

-- *****
--
-- HANDOVER REQUEST
--
-- *****

HandoverRequest ::= SEQUENCE {
    protocolIEs          ProtocolIE-Container    {{HandoverRequest-IEs}},
    ...
}

HandoverRequest-IEs XNAP-PROTOCOL-IEs ::= {
    { ID id-sourceNG-RANnodeUEXnAPIID          CRITICALITY reject TYPE NG-RANnodeUEXnAPIID          PRESENCE mandatory } |
    { ID id-Cause                               CRITICALITY reject TYPE Cause                               PRESENCE mandatory } |
    { ID id-targetCellGlobalID                 CRITICALITY reject TYPE Target-CGI                             PRESENCE mandatory } |
    { ID id-GUAMI                               CRITICALITY reject TYPE GUAMI                                 PRESENCE mandatory } |
    { ID id-UEContextInfoHOREquest             CRITICALITY reject TYPE UEContextInfoHOREquest             PRESENCE mandatory } |
    { ID id-TraceActivation                     CRITICALITY ignore TYPE TraceActivation                     PRESENCE optional } |
    { ID id-MaskedIMEISV                       CRITICALITY ignore TYPE MaskedIMEISV                       PRESENCE optional } |
    { ID id-UEHistoryInformation                CRITICALITY ignore TYPE UEHistoryInformation                PRESENCE mandatory } |
    { ID id-UEContextRefAtSN-HOREquest         CRITICALITY ignore TYPE UEContextRefAtSN-HOREquest         PRESENCE optional } |
    ...
}

UEContextInfoHOREquest ::= SEQUENCE {
    ng-c-UE-reference          AMF-UE-NGAP-ID,
    cp-TNL-info-source         CPTransportLayerInformation,
    ueSecurityCapabilities     UESecurityCapabilities,
    securityInformation        AS-SecurityInformation,
    indexToRatFrequencySelectionPriority       RFSP-Index                                OPTIONAL,
    ue-AMBR                    UEAggregateMaximumBitRate,
    pduSessionResourcesToBeSetup-List         PDUSessionResourcesToBeSetup-List,
    rrc-Context                 OCTET STRING,
    locationReportingInformation             LocationReportingInformation                OPTIONAL,
    mrl                          MobilityRestrictionList                        OPTIONAL,
    iE-Extensions                ProtocolExtensionContainer { {UEContextInfoHOREquest-ExtIEs} } OPTIONAL,
    ...
}

UEContextInfoHOREquest-ExtIEs XNAP-PROTOCOL-EXTENSION ::= {
    ...
}

UEContextRefAtSN-HOREquest ::= SEQUENCE {
    globalNG-RANNode-ID        GlobalNG-RANNode-ID,

```

```

    sN-NG-RANnodeUEXnAPIID      NG-RANnodeUEXnAPIID,
    iE-Extensions                ProtocolExtensionContainer { {UEContextRefAtSN-HOrequest-ExtIEs} } OPTIONAL,
    ...
}

UEContextRefAtSN-HOrequest-ExtIEs XNAP-PROTOCOL-EXTENSION ::= {
    ...
}

-- *****
--
-- HANDOVER REQUEST ACKNOWLEDGE
--
-- *****

HandoverRequestAcknowledge ::= SEQUENCE {
    protocolIEs          ProtocolIE-Container    {{HandoverRequestAcknowledge-IEs}},
    ...
}

HandoverRequestAcknowledge-IEs XNAP-PROTOCOL-IES ::= {
    { ID id-sourceNG-RANnodeUEXnAPIID          CRITICALITY ignore TYPE NG-RANnodeUEXnAPIID          PRESENCE mandatory } |
    { ID id-targetNG-RANnodeUEXnAPIID          CRITICALITY ignore TYPE NG-RANnodeUEXnAPIID          PRESENCE mandatory } |
    { ID id-PDUSessionResourcesAdmitted-List    CRITICALITY ignore TYPE PDUSessionResourcesAdmitted-List    PRESENCE mandatory } |
    { ID id-PDUSessionResourcesNotAdmitted-List CRITICALITY ignore TYPE PDUSessionResourcesNotAdmitted-List    PRESENCE optional } |
    { ID id-Target2SourceNG-RANnodeTranspContainer CRITICALITY ignore TYPE OCTET STRING          PRESENCE mandatory } |
    { ID id-UEContextKeptIndicator             CRITICALITY ignore TYPE UEContextKeptIndicator             PRESENCE optional } |
    { ID id-CriticalityDiagnostics              CRITICALITY ignore TYPE CriticalityDiagnostics              PRESENCE optional } |
    ...
}

-- *****
--
-- HANDOVER PREPARATION FAILURE
--
-- *****

HandoverPreparationFailure ::= SEQUENCE {
    protocolIEs          ProtocolIE-Container    {{HandoverPreparationFailure-IEs}},
    ...
}

HandoverPreparationFailure-IEs XNAP-PROTOCOL-IES ::= {
    { ID id-sourceNG-RANnodeUEXnAPIID          CRITICALITY ignore TYPE NG-RANnodeUEXnAPIID          PRESENCE mandatory } |
    { ID id-Cause                               CRITICALITY ignore TYPE Cause                               PRESENCE mandatory } |
    { ID id-CriticalityDiagnostics              CRITICALITY ignore TYPE CriticalityDiagnostics              PRESENCE optional } |
    ...
}

-- *****
--
-- SN STATUS TRANSFER
--
-- *****

```

```

SNStatusTransfer ::= SEQUENCE {
    protocolIEs          ProtocolIE-Container    {{SNStatusTransfer-IEs}},
    ...
}

SNStatusTransfer-IEs XNAP-PROTOCOL-IES ::= {
    { ID id-sourceNG-RANnodeUEXnAPIID          CRITICALITY reject          TYPE NG-RANnodeUEXnAPIID          PRESENCE mandatory}|
    { ID id-targetNG-RANnodeUEXnAPIID          CRITICALITY reject          TYPE NG-RANnodeUEXnAPIID          PRESENCE mandatory}|
    { ID id-DRBsSubjectToStatusTransfer-List    CRITICALITY ignore          TYPE DRBsSubjectToStatusTransfer-List    PRESENCE mandatory},
    ...
}

-- *****
--
-- UE CONTEXT RELEASE
--
-- *****

UEContextRelease ::= SEQUENCE {
    protocolIEs          ProtocolIE-Container    {{UEContextRelease-IEs}},
    ...
}

UEContextRelease-IEs XNAP-PROTOCOL-IES ::= {
    { ID id-sourceNG-RANnodeUEXnAPIID          CRITICALITY reject          TYPE NG-RANnodeUEXnAPIID          PRESENCE mandatory}|
    { ID id-targetNG-RANnodeUEXnAPIID          CRITICALITY reject          TYPE NG-RANnodeUEXnAPIID          PRESENCE mandatory},
    ...
}

-- *****
--
-- HANDOVER CANCEL
--
-- *****

HandoverCancel ::= SEQUENCE {
    protocolIEs          ProtocolIE-Container    {{HandoverCancel-IEs}},
    ...
}

HandoverCancel-IEs XNAP-PROTOCOL-IES ::= {
    { ID id-sourceNG-RANnodeUEXnAPIID          CRITICALITY reject          TYPE NG-RANnodeUEXnAPIID          PRESENCE mandatory}|
    { ID id-targetNG-RANnodeUEXnAPIID          CRITICALITY ignore          TYPE NG-RANnodeUEXnAPIID          PRESENCE optional }|
    { ID id-Cause          CRITICALITY ignore          TYPE Cause          PRESENCE mandatory},
    ...
}

-- *****
--
-- RAN PAGING
--
-- *****

```

```

RANPaging ::= SEQUENCE {
    protocolIEs      ProtocolIE-Container    {{RANPaging-IEs}},
    ...
}

RANPaging-IEs XNAP-PROTOCOL-IES ::= {
    { ID id-UEIdentityIndexValue          CRITICALITY reject      TYPE UEIdentityIndexValue      PRESENCE mandatory }|
    { ID id-UERANPagingIdentity           CRITICALITY ignore       TYPE UERANPagingIdentity       PRESENCE mandatory }|
    { ID id-PagingDRX                     CRITICALITY ignore       TYPE PagingDRX                 PRESENCE mandatory }|
    { ID id-RANPagingArea                  CRITICALITY reject       TYPE RANPagingArea             PRESENCE mandatory }|
    { ID id-PagingPriority                  CRITICALITY ignore       TYPE PagingPriority             PRESENCE optional  }|
    { ID id-AssistanceDataForRANPaging     CRITICALITY ignore       TYPE AssistanceDataForRANPaging PRESENCE optional  },
    ...
}

-- *****
--
-- RETRIEVE UE CONTEXT REQUEST
--
-- *****

RetrieveUEContextRequest ::= SEQUENCE {
    protocolIEs      ProtocolIE-Container    {{RetrieveUEContextRequest-IEs}},
    ...
}

RetrieveUEContextRequest-IEs XNAP-PROTOCOL-IES ::= {
    { ID id-newNG-RANnodeUEXnAPIID        CRITICALITY reject      TYPE NG-RANnodeUEXnAPIID      PRESENCE mandatory }|
    { ID id-UEContextID                   CRITICALITY reject      TYPE UEContextID               PRESENCE mandatory }|
    { ID id-MAC-I                          CRITICALITY reject      TYPE MAC-I                     PRESENCE mandatory }|
    { ID id-new-NG-RAN-Cell-Identity       CRITICALITY reject      TYPE NG-RAN-Cell-Identity     PRESENCE mandatory }|
    { ID id-RRCResumeCause                 CRITICALITY ignore      TYPE RRCResumeCause           PRESENCE optional  },
    ...
}

-- *****
--
-- RETRIEVE UE CONTEXT RESPONSE
--
-- *****

RetrieveUEContextResponse ::= SEQUENCE {
    protocolIEs      ProtocolIE-Container    {{ RetrieveUEContextResponse-IEs}},
    ...
}

RetrieveUEContextResponse-IEs XNAP-PROTOCOL-IES ::= {
    { ID id-newNG-RANnodeUEXnAPIID        CRITICALITY ignore      TYPE NG-RANnodeUEXnAPIID      PRESENCE mandatory }|
    { ID id-oldNG-RANnodeUEXnAPIID        CRITICALITY ignore      TYPE NG-RANnodeUEXnAPIID      PRESENCE mandatory }|
    { ID id-GUAMI                          CRITICALITY reject      TYPE GUAMI                     PRESENCE mandatory }|
    { ID id-UEContextInfoRetrUECtxtResp    CRITICALITY reject      TYPE UEContextInfoRetrUECtxtResp PRESENCE mandatory }|
    { ID id-TraceActivation                 CRITICALITY ignore      TYPE TraceActivation           PRESENCE optional  }|
    { ID id-MaskedIMEISV                   CRITICALITY ignore      TYPE MaskedIMEISV              PRESENCE optional  }|
    { ID id-LocationReportingInformation    CRITICALITY ignore      TYPE LocationReportingInformation PRESENCE optional  }|
}

```

```

    { ID id-CriticalityDiagnostics          CRITICALITY ignore      TYPE CriticalityDiagnostics          PRESENCE optional },
    ...
}

-- *****
--
-- RETRIEVE UE CONTEXT FAILURE
--
-- *****

RetrieveUEContextFailure ::= SEQUENCE {
    protocolIES          ProtocolIE-Container    {{ RetrieveUEContextFailure-IEs}},
    ...
}

RetrieveUEContextFailure-IEs XNAP-PROTOCOL-IES ::= {
    { ID id-newNG-RANnodeUEXnAPIID          CRITICALITY ignore      TYPE NG-RANnodeUEXnAPIID          PRESENCE mandatory}|
    { ID id-OldtoNewNG-RANnodeResumeContainer CRITICALITY ignore      TYPE OCTET STRING                  PRESENCE optional }|
    { ID id-Cause                            CRITICALITY ignore      TYPE Cause                          PRESENCE mandatory}|
    { ID id-CriticalityDiagnostics          CRITICALITY ignore      TYPE CriticalityDiagnostics          PRESENCE optional },
    ...
}

-- *****
--
-- XN-U FORWARDING ADDRESS INDICATION
--
-- *****

XnUAddressIndication ::= SEQUENCE {
    protocolIES          ProtocolIE-Container    {{ XnUAddressIndication-IEs}},
    ...
}

XnUAddressIndication-IEs XNAP-PROTOCOL-IES ::= {
    { ID id-newNG-RANnodeUEXnAPIID          CRITICALITY ignore      TYPE NG-RANnodeUEXnAPIID          PRESENCE mandatory}|
    { ID id-oldNG-RANnodeUEXnAPIID          CRITICALITY ignore      TYPE NG-RANnodeUEXnAPIID          PRESENCE mandatory}|
    { ID id-XnUAddressInfoperPDUSession-List CRITICALITY reject      TYPE XnUAddressInfoperPDUSession-List PRESENCE mandatory},
    ...
}

-- *****
--
-- S-NODE ADDITION REQUEST
--
-- *****

SNodeAdditionRequest ::= SEQUENCE {
    protocolIES          ProtocolIE-Container    {{ SNodeAdditionRequest-IEs}},
    ...
}

SNodeAdditionRequest-IEs XNAP-PROTOCOL-IES ::= {
    { ID id-M-NG-RANnodeUEXnAPIID          CRITICALITY reject      TYPE NG-RANnodeUEXnAPIID          PRESENCE mandatory}|

```



```

{ ID id-UESecurityCapabilities          CRITICALITY reject      TYPE UESecurityCapabilities          PRESENCE mandatory }
{ ID id-s-ng-RANnode-SecurityKey       CRITICALITY reject      TYPE S-NG-RANnode-SecurityKey       PRESENCE mandatory }
{ ID id-S-NG-RANnodeUE-AMBR            CRITICALITY reject      TYPE UEAggregateMaximumBitRate      PRESENCE mandatory }
{ ID id-selectedPLMN                   CRITICALITY ignore      TYPE PLMN-Identity                   PRESENCE optional  }
{ ID id-MobilityRestrictionList        CRITICALITY ignore      TYPE MobilityRestrictionList         PRESENCE optional  }
{ ID id-indexToRatFrequSelectionPriority CRITICALITY reject      TYPE RFSP-Index                      PRESENCE optional  }
{ ID id-PDUSessionToBeAddedAddReq      CRITICALITY reject      TYPE PDUSessionToBeAddedAddReq      PRESENCE mandatory }
{ ID id-MN-to-SN-Container              CRITICALITY reject      TYPE OCTET STRING                    PRESENCE mandatory }
{ ID id-S-NG-RANnodeUEXnAPID           CRITICALITY reject      TYPE NG-RANnodeUEXnAPID             PRESENCE optional  }
{ ID id-ExpectedUEBehaviour            CRITICALITY ignore      TYPE ExpectedUEBehaviour            PRESENCE optional  }
{ ID id-requestedSplitSRB              CRITICALITY reject      TYPE SplitSRBsTypes                 PRESENCE optional  }
{ ID id-PCellID                        CRITICALITY reject      TYPE GlobalNG-RANCell-ID            PRESENCE optional  }
{ ID id-DesiredActNotificationLevel     CRITICALITY ignore      TYPE DesiredActNotificationLevel     PRESENCE optional  }
{ ID id-AvailableDRBIDs                CRITICALITY reject      TYPE DRB-List                        PRESENCE conditional }
-- The IE shall be present if there is at least one PDUSessionResourceSetupInfo-SNterminated included --|
{ ID id-S-NG-RANnodeMaxIPDataRate-UL   CRITICALITY reject      TYPE BitRate                         PRESENCE optional  }
{ ID id-S-NG-RANnodeMaxIPDataRate-DL   CRITICALITY reject      TYPE BitRate                         PRESENCE optional  }
{ ID id-LocationInformationSNReporting CRITICALITY ignore      TYPE LocationInformationSNReporting  PRESENCE optional  }
{ ID id-MR-DC-ResourceCoordinationInfo CRITICALITY ignore      TYPE MR-DC-ResourceCoordinationInfo PRESENCE optional  }|
{ ID id-MaskedIMEISV                   CRITICALITY ignore      TYPE MaskedIMEISV                    PRESENCE optional },
...
}

```

PDUSessionToBeAddedAddReq ::= SEQUENCE (SIZE(1..maxnoofPDUSessions)) OF PDUSessionToBeAddedAddReq-Item

```

PDUSessionToBeAddedAddReq-Item ::= SEQUENCE {
    pduSessionId          PDUSESSION-ID,
    s-NSSAI               S-NSSAI,
    sN-PDUSessionAMBR     PDUSESSIONAggregateMaximumBitRate      OPTIONAL,
    sn-terminated         PDUSESSIONResourceSetupInfo-SNterminated  OPTIONAL,
    mn-terminated         PDUSESSIONResourceSetupInfo-MNterminated  OPTIONAL,
-- NOTE: If neither the PDU Session Resource Setup Info - SN terminated IE
-- nor the PDU Session Resource Setup Info - MN terminated IE is present,
-- abnormal conditions as specified in clause 8.3.1.4 apply.
    iE-Extension         ProtocolExtensionContainer { {PDUSessionToBeAddedAddReq-Item-ExtIEs} } OPTIONAL,
    ...
}

```

```

PDUSessionToBeAddedAddReq-Item-ExtIEs XNAP-PROTOCOL-EXTENSION ::= {
    ...
}

```

```

-- *****
--
-- S-NODE ADDITION REQUEST ACKNOWLEDGE
--
-- *****

```

```

SNodeAdditionRequestAcknowledge ::= SEQUENCE {
    protocolIEs          ProtocolIE-Container   {{ SNodeAdditionRequestAcknowledge-IEs}},
    ...
}

```

```

SNodeAdditionRequestAcknowledge-IEs XNAP-PROTOCOL-IES ::= {
  { ID id-M-NG-RANnodeUEXnAPID          CRITICALITY reject      TYPE NG-RANnodeUEXnAPID          PRESENCE mandatory } |
  { ID id-S-NG-RANnodeUEXnAPID          CRITICALITY reject      TYPE NG-RANnodeUEXnAPID          PRESENCE mandatory } |
  { ID id-PDUSessionAdmittedAddedAddReqAck CRITICALITY ignore     TYPE PDUSessionAdmittedAddedAddReqAck PRESENCE mandatory } |
  { ID id-PDUSessionNotAdmittedAddReqAck CRITICALITY ignore     TYPE PDUSessionNotAdmittedAddReqAck  PRESENCE optional  } |
  { ID id-SN-to-MN-Container              CRITICALITY reject      TYPE OCTET STRING                PRESENCE mandatory } |
  { ID id-admittedSplitSRB                CRITICALITY reject      TYPE SplitSRBsTypes              PRESENCE optional  } |
  { ID id-RRCCongfigIndication            CRITICALITY reject      TYPE RRCCongfigIndication        PRESENCE optional  } |
  { ID id-CriticalityDiagnostics          CRITICALITY ignore     TYPE CriticalityDiagnostics      PRESENCE optional  } |
  { ID id-LocationInformationSN           CRITICALITY ignore     TYPE Target-CGI                  PRESENCE optional  } |
  { ID id-MR-DC-ResourceCoordinationInfo  CRITICALITY ignore     TYPE MR-DC-ResourceCoordinationInfo PRESENCE optional  },
  ...
}

PDUSessionAdmittedAddedAddReqAck ::= SEQUENCE (SIZE(1..maxnoofPDUSessions)) OF PDUSessionAdmittedAddedAddReqAck-Item

PDUSessionAdmittedAddedAddReqAck-Item ::= SEQUENCE {
  pduSessionId          PDUSession-ID,
  sn-terminated         PDUSessionResourceSetupResponseInfo-SNterminated OPTIONAL,
  mn-terminated         PDUSessionResourceSetupResponseInfo-MNterminated OPTIONAL,
  -- NOTE: If neither the PDU Session Resource Setup Response Info - SN terminated IE
  -- nor the PDU Session Resource Setup Response Info - MN terminated IE is present,
  -- abnormal conditions as specified in clause 8.3.1.4 apply.
  iE-Extension          ProtocolExtensionContainer { {PDUSessionAdmittedAddedAddReqAck-Item-ExtIEs} } OPTIONAL,
  ...
}

PDUSessionAdmittedAddedAddReqAck-Item-ExtIEs XNAP-PROTOCOL-EXTENSION ::= {
  ...
}

PDUSessionNotAdmittedAddReqAck ::= SEQUENCE {
  pduSessionResourcesNotAdmitted-SNterminated PDUSessionResourcesNotAdmitted-List OPTIONAL,
  pduSessionResourcesNotAdmitted-MNterminated PDUSessionResourcesNotAdmitted-List OPTIONAL,
  iE-Extension          ProtocolExtensionContainer { {PDUSessionNotAdmittedAddReqAck-ExtIEs} } OPTIONAL,
  ...
}

PDUSessionNotAdmittedAddReqAck-ExtIEs XNAP-PROTOCOL-EXTENSION ::= {
  ...
}

-- *****
--
-- S-NODE ADDITION REQUEST REJECT
--
-- *****

SNodeAdditionRequestReject ::= SEQUENCE {
  protocolIEs          ProtocolIE-Container  {{ SNodeAdditionRequestReject-IEs}},
  ...
}

```

```

SNodeAdditionRequestReject-IEs XNAP-PROTOCOL-IES ::= {
  { ID id-M-NG-RANnodeUEXnAPID          CRITICALITY reject      TYPE NG-RANnodeUEXnAPID          PRESENCE mandatory}|
  { ID id-S-NG-RANnodeUEXnAPID          CRITICALITY reject      TYPE NG-RANnodeUEXnAPID          PRESENCE mandatory}|
  { ID id-Cause                          CRITICALITY ignore      TYPE Cause                        PRESENCE mandatory}|
  { ID id-CriticalityDiagnostics          CRITICALITY ignore      TYPE CriticalityDiagnostics       PRESENCE optional },
  ...
}

-- *****
--
-- S-NODE RECONFIGURATION COMPLETE
--
-- *****

SNodeReconfigurationComplete ::= SEQUENCE {
  protocolIEs          ProtocolIE-Container  {{ SNodeReconfigurationComplete-IEs}},
  ...
}

SNodeReconfigurationComplete-IEs XNAP-PROTOCOL-IES ::= {
  { ID id-M-NG-RANnodeUEXnAPID          CRITICALITY reject      TYPE NG-RANnodeUEXnAPID          PRESENCE mandatory}|
  { ID id-S-NG-RANnodeUEXnAPID          CRITICALITY reject      TYPE NG-RANnodeUEXnAPID          PRESENCE mandatory}|
  { ID id-ResponseInfo-ReconfCompl      CRITICALITY ignore      TYPE ResponseInfo-ReconfCompl    PRESENCE mandatory},
  ...
}

ResponseInfo-ReconfCompl ::= SEQUENCE {
  responseType-ReconfComplete      ResponseType-ReconfComplete,
  iE-Extensions                    ProtocolExtensionContainer { {ResponseInfo-ReconfCompl-ExtIEs} } OPTIONAL,
  ...
}

ResponseInfo-ReconfCompl-ExtIEs XNAP-PROTOCOL-EXTENSION ::= {
  ...
}

ResponseType-ReconfComplete ::= CHOICE {
  configuration-successfully-applied      Configuration-successfully-applied,
  configuration-rejected-by-M-NG-RANNode  Configuration-rejected-by-M-NG-RANNode,
  choice-extension                        ProtocolIE-Single-Container { {ResponseType-ReconfComplete-ExtIEs} }
}

ResponseType-ReconfComplete-ExtIEs XNAP-PROTOCOL-IES ::= {
  ...
}

Configuration-successfully-applied ::= SEQUENCE {
  m-NG-RANNode-to-S-NG-RANNode-Container  OCTET STRING          OPTIONAL,
  iE-Extensions                            ProtocolExtensionContainer { {Configuration-successfully-applied-ExtIEs} } OPTIONAL,
  ...
}

Configuration-successfully-applied-ExtIEs XNAP-PROTOCOL-EXTENSION ::= {
  ...
}

```

```

}

Configuration-rejected-by-M-NG-RANNode ::= SEQUENCE {
    cause Cause,
    m-NG-RANNode-to-S-NG-RANNode-Container OCTET STRING OPTIONAL,
    iE-Extensions ProtocolExtensionContainer { {Configuration-rejected-by-M-NG-RANNode-ExtIEs} } OPTIONAL,
    ...
}

Configuration-rejected-by-M-NG-RANNode-ExtIEs XNAP-PROTOCOL-EXTENSION ::= {
    ...
}

-- *****
--
-- S-NODE MODIFICATION REQUEST
--
-- *****

SNodeModificationRequest ::= SEQUENCE {
    protocolIEs ProtocolIE-Container {{ SNodeModificationRequest-IEs}},
    ...
}

SNodeModificationRequest-IEs XNAP-PROTOCOL-IES ::= {
    { ID id-M-NG-RANnodeUEXnAPIID CRITICALITY reject TYPE NG-RANnodeUEXnAPIID PRESENCE mandatory } |
    { ID id-S-NG-RANnodeUEXnAPIID CRITICALITY reject TYPE NG-RANnodeUEXnAPIID PRESENCE mandatory } |
    { ID id-Cause CRITICALITY ignore TYPE Cause PRESENCE mandatory } |
    { ID id-PDCPChangeIndication CRITICALITY ignore TYPE PDCPChangeIndication PRESENCE optional } |
    { ID id-selectedPLMN CRITICALITY ignore TYPE PLMN-Identity PRESENCE optional } |
    { ID id-MobilityRestrictionList CRITICALITY ignore TYPE MobilityRestrictionList PRESENCE optional } |
    { ID id-SCGConfigurationQuery CRITICALITY ignore TYPE SCGConfigurationQuery PRESENCE optional } |
    { ID id-UEContextInfo-SNModRequest CRITICALITY reject TYPE UEContextInfo-SNModRequest PRESENCE optional } |
    { ID id-MN-to-SN-Container CRITICALITY ignore TYPE OCTET STRING PRESENCE optional } |
    { ID id-requestedSplitSRB CRITICALITY ignore TYPE SplitSRBsTypes PRESENCE optional } |
    { ID id-requestedSplitSRBrelease CRITICALITY ignore TYPE SplitSRBsTypes PRESENCE optional } |
    { ID id-DesiredActNotificationLevel CRITICALITY ignore TYPE DesiredActNotificationLevel PRESENCE optional } |
    { ID id-AdditionalDRBIDs CRITICALITY reject TYPE DRB-List PRESENCE optional } |
    { ID id-S-NG-RANnodeMaxIPDataRate-UL CRITICALITY reject TYPE BitRate PRESENCE optional } |
    { ID id-S-NG-RANnodeMaxIPDataRate-DL CRITICALITY reject TYPE BitRate PRESENCE optional } |
    { ID id-LocationInformationSNReporting CRITICALITY ignore TYPE LocationInformationSNReporting PRESENCE optional } |
    { ID id-MR-DC-ResourceCoordinationInfo CRITICALITY ignore TYPE MR-DC-ResourceCoordinationInfo PRESENCE optional } |
    ...
}

UEContextInfo-SNModRequest ::= SEQUENCE {
    ueSecurityCapabilities UESecurityCapabilities OPTIONAL,
    s-ng-RANnode-SecurityKey S-NG-RANnode-SecurityKey OPTIONAL,
    s-ng-RANnodeUE-AMBR UEAggregateMaximumBitRate OPTIONAL,
    indexToRatFrequencySelectionPriority RFSP-Index OPTIONAL,
    lowerLayerPresenceStatusChange LowerLayerPresenceStatusChange OPTIONAL,
    pduSessionResourceToBeAdded PDUSESSIONS-TO-BE-ADDED-List OPTIONAL,
    pduSessionResourceToBeModified PDUSESSIONS-TO-BE-MODIFIED-List OPTIONAL,

```

```

    pduSessionResourceToBeReleased          PDUSessionsToBeReleased-SNModRequest-List          OPTIONAL,
    iE-Extension                            ProtocolExtensionContainer { {UEContextInfo-SNModRequest-ExtIEs} } OPTIONAL,
    ...
}

UEContextInfo-SNModRequest-ExtIEs XNAP-PROTOCOL-EXTENSION ::= {
    ...
}

PDUSessionsToBeAdded-SNModRequest-List ::= SEQUENCE (SIZE(maxnoofPDUSessions)) OF PDUSessionsToBeAdded-SNModRequest-Item

PDUSessionsToBeAdded-SNModRequest-Item ::= SEQUENCE {
    pduSessionId                PDUSession-ID,
    s-NSSAI                     S-NSSAI,
    sN-PDUSessionAMBR           PDUSessionAggregateMaximumBitRate                OPTIONAL,
    sn-terminated               PDUSessionResourceSetupInfo-SNterminated        OPTIONAL,
    mn-terminated               PDUSessionResourceSetupInfo-MNterminated        OPTIONAL,
-- NOTE: If neither the PDU Session Resource Setup Info - SN terminated IE
-- nor the PDU Session Resource Setup Info - MN terminated IE is present,
-- abnormal conditions as specified in clause 8.3.3.4 apply.
    iE-Extension                ProtocolExtensionContainer { {PDUSessionsToBeAdded-SNModRequest-Item-ExtIEs} } OPTIONAL,
    ...
}

PDUSessionsToBeAdded-SNModRequest-Item-ExtIEs XNAP-PROTOCOL-EXTENSION ::= {
    ...
}

PDUSessionsToBeModified-SNModRequest-List ::= SEQUENCE (SIZE(maxnoofPDUSessions)) OF PDUSessionsToBeModified-SNModRequest-Item

PDUSessionsToBeModified-SNModRequest-Item ::= SEQUENCE {
    pduSessionId                PDUSession-ID,
    sN-PDUSessionAMBR           PDUSessionAggregateMaximumBitRate                OPTIONAL,
    sn-terminated               PDUSessionResourceModificationInfo-SNterminated    OPTIONAL,
    mn-terminated               PDUSessionResourceModificationInfo-MNterminated    OPTIONAL,
-- NOTE: If neither the PDU Session Resource Modification Info - SN terminated IE
-- nor the PDU Session Resource Modification Info - MN terminated IE is present,
-- abnormal conditions as specified in clause 8.3.3.4 apply.
    iE-Extension                ProtocolExtensionContainer { {PDUSessionsToBeModified-SNModRequest-Item-ExtIEs} } OPTIONAL,
    ...
}

PDUSessionsToBeModified-SNModRequest-Item-ExtIEs XNAP-PROTOCOL-EXTENSION ::= {
    {ID id-S-NSSAI             CRITICALITY reject EXTENSION S-NSSAI             PRESENCE optional},
    ...
}

PDUSessionsToBeReleased-SNModRequest-List ::= SEQUENCE {
    pdu-session-list           PDUSession-List-withCause                OPTIONAL,
    iE-Extension               ProtocolExtensionContainer { {PDUSessionsToBeReleased-SNModRequest-List-ExtIEs} } OPTIONAL,
    ...
}

PDUSessionsToBeReleased-SNModRequest-List-ExtIEs XNAP-PROTOCOL-EXTENSION ::= {

```

```

}
...
}
-- *****
--
-- S-NODE MODIFICATION REQUEST ACKNOWLEDGE
--
-- *****

SNodeModificationRequestAcknowledge ::= SEQUENCE {
    protocolIEs          ProtocolIE-Container    {{ SNodeModificationRequestAcknowledge-IEs}},
    ...
}

SNodeModificationRequestAcknowledge-IEs XNAP-PROTOCOL-IES ::= {
    { ID id-M-NG-RANnodeUEXnAPIID          CRITICALITY ignore      TYPE NG-RANnodeUEXnAPIID          PRESENCE mandatory } |
    { ID id-S-NG-RANnodeUEXnAPIID          CRITICALITY ignore      TYPE NG-RANnodeUEXnAPIID          PRESENCE mandatory } |
    { ID id-PDUSessionAdmitted-SNModResponse CRITICALITY ignore      TYPE PDUSessionAdmitted-SNModResponse PRESENCE optional } |
    { ID id-PDUSessionNotAdmitted-SNModResponse CRITICALITY ignore      TYPE PDUSessionNotAdmitted-SNModResponse PRESENCE optional } |
    { ID id-SN-to-MN-Container              CRITICALITY ignore      TYPE OCTET STRING                 PRESENCE optional } |
    { ID id-admittedSplitSRB                CRITICALITY ignore      TYPE SplitSRBsTypes               PRESENCE optional } |
    { ID id-admittedSplitSRBrelease         CRITICALITY ignore      TYPE SplitSRBsTypes               PRESENCE optional } |
    { ID id-CriticalityDiagnostics          CRITICALITY ignore      TYPE CriticalityDiagnostics        PRESENCE optional } |
    { ID id-LocationInformationSN           CRITICALITY ignore      TYPE Target-CGI                   PRESENCE optional } |
    { ID id-MR-DC-ResourceCoordinationInfo  CRITICALITY ignore      TYPE MR-DC-ResourceCoordinationInfo PRESENCE optional },
    ...
}

PDUSessionAdmitted-SNModResponse ::= SEQUENCE {
    pduSessionResourcesAdmittedToBeAdded      PDUSessionAdmittedToBeAddedSNModResponse      OPTIONAL,
    pduSessionResourcesAdmittedToBeModified   PDUSessionAdmittedToBeModifiedSNModResponse    OPTIONAL,
    pduSessionResourcesAdmittedToBeReleased   PDUSessionAdmittedToBeReleasedSNModResponse    OPTIONAL,
    iE-Extension                             ProtocolExtensionContainer { {PDUSessionAdmitted-SNModResponse-ExtIEs} } OPTIONAL,
    ...
}

PDUSessionAdmitted-SNModResponse-ExtIEs XNAP-PROTOCOL-EXTENSION ::= {
    ...
}

PDUSessionAdmittedToBeAddedSNModResponse ::= SEQUENCE (SIZE(1..maxnoofPDUSessions)) OF PDUSessionAdmittedToBeAddedSNModResponse-Item
PDUSessionAdmittedToBeAddedSNModResponse-Item ::= SEQUENCE {
    pduSessionId          PDUSession-ID,
    sn-terminated         PDUSessionResourceSetupResponseInfo-SNterminated    OPTIONAL,
    mn-terminated         PDUSessionResourceSetupResponseInfo-MNterminated    OPTIONAL,
-- NOTE: If neither the PDU Session Resource Setup Response Info - SN terminated IE
-- nor the PDU Session Resource Setup Response Info - MN terminated IE is present,
-- abnormal conditions as specified in clause 8.3.3.4 apply.
    iE-Extension         ProtocolExtensionContainer { {PDUSessionAdmittedToBeAddedSNModResponse-Item-ExtIEs} } OPTIONAL,
    ...
}

PDUSessionAdmittedToBeAddedSNModResponse-Item-ExtIEs XNAP-PROTOCOL-EXTENSION ::= {
    ...
}

```

```

PDUSessionAdmittedToBeModifiedSNModResponse ::= SEQUENCE (SIZE(1..maxnoofPDUSessions)) OF PDUSessionAdmittedToBeModifiedSNModResponse-Item
PDUSessionAdmittedToBeModifiedSNModResponse-Item ::= SEQUENCE {
    pduSessionId          PDUSession-ID,
    sn-terminated         PDUSessionResourceModificationResponseInfo-SNterminated OPTIONAL,
    mn-terminated         PDUSessionResourceModificationResponseInfo-MNterminated OPTIONAL,
-- NOTE: If neither the PDU Session Resource Modification Response Info - SN terminated IE
-- nor the PDU Session Resource Modification Response Info - MN terminated IE is present,
-- abnormal conditions as specified in clause 8.3.3.4 apply.
    iE-Extension          ProtocolExtensionContainer { {PDUSessionAdmittedToBeModifiedSNModResponse-Item-ExtIEs} } OPTIONAL,
    ...
}

PDUSessionAdmittedToBeModifiedSNModResponse-Item-ExtIEs XNAP-PROTOCOL-EXTENSION ::= {
    ...
}

PDUSessionAdmittedToBeReleasedSNModResponse ::= SEQUENCE {
    sn-terminated         PDUSession-List-withDataForwardingRequest          OPTIONAL,
    mn-terminated         PDUSession-List-withCause                          OPTIONAL,
    iE-Extension          ProtocolExtensionContainer { {PDUSessionAdmittedToBeReleasedSNModResponse-ExtIEs} } OPTIONAL,
    ...
}

PDUSessionAdmittedToBeReleasedSNModResponse-ExtIEs XNAP-PROTOCOL-EXTENSION ::= {
    ...
}

PDUSessionNotAdmitted-SNModResponse ::= SEQUENCE {
    pdu-Session-List      PDUSession-List OPTIONAL,
    iE-Extension          ProtocolExtensionContainer { {PDUSessionNotAdmitted-SNModResponse-ExtIEs} } OPTIONAL,
    ...
}

PDUSessionNotAdmitted-SNModResponse-ExtIEs XNAP-PROTOCOL-EXTENSION ::= {
    ...
}

-- *****
--
-- S-NODE MODIFICATION REQUEST REJECT
--
-- *****

SNodeModificationRequestReject ::= SEQUENCE {
    protocolIEs          ProtocolIE-Container  {{ SNodeModificationRequestReject-IEs}},
    ...
}

SNodeModificationRequestReject-IEs XNAP-PROTOCOL-IES ::= {
    { ID id-M-NG-RANnodeUEXnAPIID          CRITICALITY ignore          TYPE NG-RANnodeUEXnAPIID          PRESENCE mandatory}|
    { ID id-S-NG-RANnodeUEXnAPIID          CRITICALITY ignore          TYPE NG-RANnodeUEXnAPIID          PRESENCE mandatory}|

```

```

    { ID id-Cause                CRITICALITY ignore      TYPE Cause                PRESENCE mandatory }|
    { ID id-CriticalityDiagnostics CRITICALITY ignore  TYPE CriticalityDiagnostics PRESENCE optional },
    ...
}

-- *****
--
-- S-NODE MODIFICATION REQUIRED
--
-- *****

SNodeModificationRequired ::= SEQUENCE {
    protocolIEs          ProtocolIE-Container    {{ SNodeModificationRequired-IEs}},
    ...
}

SNodeModificationRequired-IEs XNAP-PROTOCOL-IES ::= {
    { ID id-M-NG-RANnodeUEXnAPIID CRITICALITY reject      TYPE NG-RANnodeUEXnAPIID PRESENCE mandatory }|
    { ID id-S-NG-RANnodeUEXnAPIID CRITICALITY reject      TYPE NG-RANnodeUEXnAPIID PRESENCE mandatory }|
    { ID id-Cause                CRITICALITY ignore      TYPE Cause                PRESENCE mandatory }|
    { ID id-PDCPChangeIndication CRITICALITY ignore      TYPE PDCPChangeIndication PRESENCE optional }|
    { ID id-PDUSessionToBeModifiedSNModRequired CRITICALITY ignore      TYPE PDUSessionToBeModifiedSNModRequired PRESENCE optional }|
    { ID id-PDUSessionToBeReleasedSNModRequired CRITICALITY ignore      TYPE PDUSessionToBeReleasedSNModRequired PRESENCE optional }|
    { ID id-SN-to-MN-Container    CRITICALITY ignore      TYPE OCTET STRING         PRESENCE optional }|
    { ID id-SpareDRBIDs           CRITICALITY ignore      TYPE DRB-List              PRESENCE optional }|
    { ID id-RequiredNumberOfDRBIDs CRITICALITY ignore      TYPE DRB-Number            PRESENCE optional }|
    { ID id-LocationInformationSN CRITICALITY ignore      TYPE Target-CGI            PRESENCE optional }|
    { ID id-MR-DC-ResourceCoordinationInfo CRITICALITY ignore      TYPE MR-DC-ResourceCoordinationInfo PRESENCE optional },
    ...
}

PDUSessionToBeModifiedSNModRequired ::= SEQUENCE (SIZE (1.. maxnoofPDUSessions)) OF PDUSessionToBeModifiedSNModRequired-Item

PDUSessionToBeModifiedSNModRequired-Item ::= SEQUENCE {
    pduSessionId          PDUSESSION-ID,
    sn-terminated         PDUSESSIONRESOURCEMODRQDINFO-SNTERMINATED OPTIONAL,
    mn-terminated         PDUSESSIONRESOURCEMODRQDINFO-MNTERMINATED OPTIONAL,
    -- NOTE: If neither the PDU Session Resource Modification Required Info - SN terminated IE
    -- nor the PDU Session Resource Modification Required Info - MN terminated IE is present,
    -- abnormal conditions as specified in clause 8.3.4.4 apply.
    iE-Extension         ProtocolExtensionContainer { {PDUSessionToBeModifiedSNModRequired-Item-ExtIEs} } OPTIONAL,
    ...
}

PDUSessionToBeModifiedSNModRequired-Item-ExtIEs XNAP-PROTOCOL-EXTENSION ::= {
    ...
}

PDUSessionToBeReleasedSNModRequired ::= SEQUENCE {
    sn-terminated         PDUSESSION-LIST-WITHDATAFORWARDINGREQUEST OPTIONAL,
    mn-terminated         PDUSESSION-LIST-WITHCAUSE OPTIONAL,
    iE-Extension         ProtocolExtensionContainer { {PDUSessionToBeReleasedSNModRequired-ExtIEs} } OPTIONAL,
    ...
}

```



```

PDUSessionToBeReleasedSNModRequired-ExtIEs XNAP-PROTOCOL-EXTENSION ::= {
  ...
}

-- *****
--
-- S-NODE MODIFICATION CONFIRM
--
-- *****

SNodeModificationConfirm ::= SEQUENCE {
  protocolIEs          ProtocolIE-Container    {{ SNodeModificationConfirm-IEs}},
  ...
}

SNodeModificationConfirm-IEs XNAP-PROTOCOL-IEs ::= {
  { ID id-M-NG-RANnodeUEXnAPID          CRITICALITY ignore      TYPE NG-RANnodeUEXnAPID          PRESENCE mandatory } |
  { ID id-S-NG-RANnodeUEXnAPID          CRITICALITY ignore      TYPE NG-RANnodeUEXnAPID          PRESENCE mandatory } |
  { ID id-PDUSessionAdmittedModSNModConfirm CRITICALITY ignore      TYPE PDUSessionAdmittedModSNModConfirm PRESENCE optional } |
  { ID id-PDUSessionReleasedSNModConfirm CRITICALITY ignore      TYPE PDUSessionReleasedSNModConfirm PRESENCE optional } |
  { ID id-MN-to-SN-Container              CRITICALITY ignore      TYPE OCTET STRING                PRESENCE optional } |
  { ID id-AdditionalDRBIDs                 CRITICALITY reject       TYPE DRB-List                    PRESENCE optional } |
  { ID id-CriticalityDiagnostics           CRITICALITY ignore      TYPE CriticalityDiagnostics       PRESENCE optional } |
  { ID id-MR-DC-ResourceCoordinationInfo   CRITICALITY ignore      TYPE MR-DC-ResourceCoordinationInfo PRESENCE optional },
  ...
}

PDUSessionAdmittedModSNModConfirm ::= SEQUENCE (SIZE(maxnoofPDUSessions)) OF PDUSessionAdmittedModSNModConfirm-Item

PDUSessionAdmittedModSNModConfirm-Item ::= SEQUENCE {
  pduSessionId          PDUSession-ID,
  sn-terminated          PDUSessionResourceModConfirmInfo-SNterminated OPTIONAL,
  mn-terminated          PDUSessionResourceModConfirmInfo-MNterminated OPTIONAL,
  -- NOTE: If neither the PDU Session Resource Modification Confirm Info - SN terminated IE
  -- nor the PDU Session Resource Modification Confirm Info - MN terminated IE is present,
  -- abnormal conditions as specified in clause 8.3.4.4 apply.
  iE-Extension          ProtocolExtensionContainer { {PDUSessionAdmittedModSNModConfirm-Item-ExtIEs} } OPTIONAL,
  ...
}

PDUSessionAdmittedModSNModConfirm-Item-ExtIEs XNAP-PROTOCOL-EXTENSION ::= {
  ...
}

PDUSessionReleasedSNModConfirm ::= SEQUENCE {
  sn-terminated          PDUSession-List-withDataForwardingFromTarget          OPTIONAL,
  mn-terminated          PDUSession-List          OPTIONAL,
  iE-Extension          ProtocolExtensionContainer { {PDUSessionAdmittedToBeReleasedSNModConfirm-ExtIEs} } OPTIONAL,
  ...
}

PDUSessionAdmittedToBeReleasedSNModConfirm-ExtIEs XNAP-PROTOCOL-EXTENSION ::= {
  ...
}

```

```

}

-- *****
--
-- S-NODE MODIFICATION REFUSE
--
-- *****

SNodeModificationRefuse ::= SEQUENCE {
    protocolIEs          ProtocolIE-Container    {{ SNodeModificationRefuse-IEs}},
    ...
}

SNodeModificationRefuse-IEs XNAP-PROTOCOL-IES ::= {
    { ID id-M-NG-RANnodeUEXnAPIID          CRITICALITY ignore      TYPE NG-RANnodeUEXnAPIID          PRESENCE mandatory}|
    { ID id-S-NG-RANnodeUEXnAPIID          CRITICALITY ignore      TYPE NG-RANnodeUEXnAPIID          PRESENCE mandatory}|
    { ID id-Cause                           CRITICALITY ignore      TYPE Cause                          PRESENCE mandatory}|
    { ID id-MN-to-SN-Container              CRITICALITY ignore      TYPE OCTET STRING                   PRESENCE optional }|
    { ID id-CriticalityDiagnostics          CRITICALITY ignore      TYPE CriticalityDiagnostics         PRESENCE optional },
    ...
}

-- *****
--
-- S-NODE RELEASE REQUEST
--
-- *****

SNodeReleaseRequest ::= SEQUENCE {
    protocolIEs          ProtocolIE-Container    {{ SNodeReleaseRequest-IEs}},
    ...
}

SNodeReleaseRequest-IEs XNAP-PROTOCOL-IES ::= {
    { ID id-M-NG-RANnodeUEXnAPIID          CRITICALITY reject        TYPE NG-RANnodeUEXnAPIID          PRESENCE mandatory}|
    { ID id-S-NG-RANnodeUEXnAPIID          CRITICALITY reject        TYPE NG-RANnodeUEXnAPIID          PRESENCE optional }|
    { ID id-Cause                           CRITICALITY ignore      TYPE Cause                          PRESENCE mandatory}|
    { ID id-PDUSessionToBeReleased-RelReq   CRITICALITY ignore      TYPE PDUSession-List-withCause    PRESENCE mandatory}|
    { ID id-UEContextKeptIndicator         CRITICALITY ignore      TYPE UEContextKeptIndicator        PRESENCE optional }|
    { ID id-MN-to-SN-Container              CRITICALITY ignore      TYPE OCTET STRING                   PRESENCE optional },
    ...
}

-- *****
--
-- S-NODE RELEASE REQUEST ACKNOWLEDGE
--
-- *****

SNodeReleaseRequestAcknowledge ::= SEQUENCE {
    protocolIEs          ProtocolIE-Container    {{ SNodeReleaseRequestAcknowledge-IEs}},
    ...
}

```

```

SNodeReleaseRequestAcknowledge-IEs XNAP-PROTOCOL-IES ::= {
  { ID id-M-NG-RANnodeUEXnAPID          CRITICALITY reject          TYPE NG-RANnodeUEXnAPID          PRESENCE mandatory }|
  { ID id-S-NG-RANnodeUEXnAPID          CRITICALITY reject          TYPE NG-RANnodeUEXnAPID          PRESENCE optional }|
  { ID id-PDUSession-List-withDataForwardingRequest CRITICALITY ignore      TYPE PDUSession-List-withDataForwardingRequest PRESENCE optional }|
  { ID id-PDUSessionToBeReleased-RelReqAck CRITICALITY ignore      TYPE PDUSessionToBeReleasedList-RelReqAck PRESENCE optional }|
  { ID id-CriticalityDiagnostics         CRITICALITY ignore      TYPE CriticalityDiagnostics      PRESENCE optional },
  ...
}

PDUSessionToBeReleasedList-RelReqAck ::= SEQUENCE {
  pduSessionsToBeReleasedList-SNterminated PDUSession-List-withDataForwardingFromTarget OPTIONAL,
  IE-Extensions                           ProtocolExtensionContainer { {PDUSessionToBeReleasedList-RelReqAck-ExtIEs} } OPTIONAL,
  ...
}

PDUSessionToBeReleasedList-RelReqAck-ExtIEs XNAP-PROTOCOL-EXTENSION ::= {
  ...
}

-- *****
--
-- S-NODE RELEASE REJECT
--
-- *****

SNodeReleaseReject ::= SEQUENCE {
  protocolIEs          ProtocolIE-Container   {{ SNodeReleaseReject-IEs}},
  ...
}

SNodeReleaseReject-IEs XNAP-PROTOCOL-IES ::= {
  { ID id-M-NG-RANnodeUEXnAPID          CRITICALITY reject          TYPE NG-RANnodeUEXnAPID          PRESENCE mandatory }|
  { ID id-S-NG-RANnodeUEXnAPID          CRITICALITY reject          TYPE NG-RANnodeUEXnAPID          PRESENCE optional }|
  { ID id-Cause                          CRITICALITY ignore          TYPE Cause                        PRESENCE mandatory }|
  { ID id-CriticalityDiagnostics         CRITICALITY ignore          TYPE CriticalityDiagnostics      PRESENCE optional },
  ...
}

-- *****
--
-- S-NODE RELEASE REQUIRED
--
-- *****

SNodeReleaseRequired ::= SEQUENCE {
  protocolIEs          ProtocolIE-Container   {{ SNodeReleaseRequired-IEs}},
  ...
}

SNodeReleaseRequired-IEs XNAP-PROTOCOL-IES ::= {
  { ID id-M-NG-RANnodeUEXnAPID          CRITICALITY reject          TYPE NG-RANnodeUEXnAPID          PRESENCE mandatory }|
  { ID id-S-NG-RANnodeUEXnAPID          CRITICALITY reject          TYPE NG-RANnodeUEXnAPID          PRESENCE mandatory }|
  { ID id-PDUSessionToBeReleasedList-RelRqd CRITICALITY ignore          TYPE PDUSessionToBeReleasedList-RelRqd PRESENCE optional }|

```

```

    { ID id-Cause
      CRITICALITY ignore
      TYPE Cause
      PRESENCE mandatory},
  }
}

PDUSessionToBeReleasedList-RelRqd ::= SEQUENCE {
  pduSessionsToBeReleasedList-SNterminated PDUSession-List-withDataForwardingRequest OPTIONAL,
  iE-Extensions ProtocolExtensionContainer { {PDUSessionToBeReleasedList-RelRqd-ExtIEs} } OPTIONAL,
  ...
}

PDUSessionToBeReleasedList-RelRqd-ExtIEs XNAP-PROTOCOL-EXTENSION ::= {
  ...
}

-- *****
--
-- S-NODE RELEASE CONFIRM
--
-- *****

SNodeReleaseConfirm ::= SEQUENCE {
  protocolIEs ProtocolIE-Container {{ SNodeReleaseConfirm-IEs}},
  ...
}

SNodeReleaseConfirm-IEs XNAP-PROTOCOL-IES ::= {
  { ID id-M-NG-RANnodeUEXnAPIID CRITICALITY ignore TYPE NG-RANnodeUEXnAPIID PRESENCE mandatory}|
  { ID id-S-NG-RANnodeUEXnAPIID CRITICALITY ignore TYPE NG-RANnodeUEXnAPIID PRESENCE mandatory}|
  { ID id-PDUSessionReleasedList-RelConf CRITICALITY ignore TYPE PDUSessionReleasedList-RelConf PRESENCE optional }|
  { ID id-CriticalityDiagnostics CRITICALITY ignore TYPE CriticalityDiagnostics PRESENCE optional },
  ...
}

PDUSessionReleasedList-RelConf ::= SEQUENCE {
  pduSessionsReleasedList-SNterminated PDUSession-List-withDataForwardingFromTarget OPTIONAL,
  iE-Extensions ProtocolExtensionContainer { {PDUSessionReleasedList-RelConf-ExtIEs} } OPTIONAL,
  ...
}

PDUSessionReleasedList-RelConf-ExtIEs XNAP-PROTOCOL-EXTENSION ::= {
  ...
}

-- *****
--
-- S-NODE COUNTER CHECK REQUEST
--
-- *****

SNodeCounterCheckRequest ::= SEQUENCE {
  protocolIEs ProtocolIE-Container {{ SNodeCounterCheckRequest-IEs}},
  ...
}

```

```

}

SNodeCounterCheckRequest-IEs XNAP-PROTOCOL-IES ::= {
  { ID id-M-NG-RANnodeUEXnAPID          CRITICALITY ignore      TYPE NG-RANnodeUEXnAPID          PRESENCE mandatory}|
  { ID id-S-NG-RANnodeUEXnAPID          CRITICALITY ignore      TYPE NG-RANnodeUEXnAPID          PRESENCE mandatory}|
  { ID id-BearersSubjectToCounterCheck   CRITICALITY ignore      TYPE BearersSubjectToCounterCheck-List PRESENCE mandatory},
  ...
}

BearersSubjectToCounterCheck-List ::= SEQUENCE (SIZE(1..maxnoofDRBs)) OF BearersSubjectToCounterCheck-Item

BearersSubjectToCounterCheck-Item ::= SEQUENCE {
  drb-ID                DRB-ID,
  ul-count              INTEGER (0.. 4294967295),
  dl-count              INTEGER (0.. 4294967295),
  iE-Extensions        ProtocolExtensionContainer { {BearersSubjectToCounterCheck-Item-ExtIEs} } OPTIONAL,
  ...
}

BearersSubjectToCounterCheck-Item-ExtIEs XNAP-PROTOCOL-EXTENSION ::= {
  ...
}

-- *****
--
-- S-NODE CHANGE REQUIRED
--
-- *****

SNodeChangeRequired ::= SEQUENCE {
  protocolIEs          ProtocolIE-Container   {{ SNodeChangeRequired-IEs}},
  ...
}

SNodeChangeRequired-IEs XNAP-PROTOCOL-IES ::= {
  { ID id-M-NG-RANnodeUEXnAPID          CRITICALITY reject      TYPE NG-RANnodeUEXnAPID          PRESENCE mandatory}|
  { ID id-S-NG-RANnodeUEXnAPID          CRITICALITY reject      TYPE NG-RANnodeUEXnAPID          PRESENCE mandatory}|
  { ID id-target-S-NG-RANnodeID         CRITICALITY reject      TYPE GlobalNG-RANNode-ID         PRESENCE mandatory}|
  { ID id-Cause                       CRITICALITY ignore      TYPE Cause                        PRESENCE mandatory}|
  { ID id-PDUSession-SNChangeRequired-List CRITICALITY ignore      TYPE PDUSession-SNChangeRequired-List PRESENCE optional}|
  { ID id-SN-to-MN-Container            CRITICALITY reject      TYPE OCTET STRING                 PRESENCE mandatory},
  ...
}

PDUSession-SNChangeRequired-List ::= SEQUENCE (SIZE(1..maxnoofPDUSessions)) OF PDUSession-SNChangeRequired-Item

PDUSession-SNChangeRequired-Item ::= SEQUENCE {
  pduSessionId          PDUSession-ID,
  sn-terminated         PDUSessionResourceChangeRequiredInfo-SNterminated OPTIONAL,
  mn-terminated         PDUSessionResourceChangeRequiredInfo-MNterminated OPTIONAL,
  -- NOTE: If the PDU Session Resource Change Required Info - SN terminated IE is not present,
  -- abnormal conditions as specified in clause 8.3.5.4 apply.
  iE-Extension          ProtocolExtensionContainer { {PDUSession-SNChangeRequired-Item-ExtIEs} } OPTIONAL,

```

```

}
...
}
PDUSession-SNChangeRequired-Item-ExtIEs XNAP-PROTOCOL-EXTENSION ::= {
...
}

-- *****
--
-- S-NODE CHANGE CONFIRM
--
-- *****

SNodeChangeConfirm ::= SEQUENCE {
    protocolIEs          ProtocolIE-Container    {{ SNodeChangeConfirm-IEs}},
    ...
}

SNodeChangeConfirm-IEs XNAP-PROTOCOL-IES ::= {
    { ID id-M-NG-RANnodeUEXnAPIID          CRITICALITY ignore      TYPE NG-RANnodeUEXnAPIID          PRESENCE mandatory}|
    { ID id-S-NG-RANnodeUEXnAPIID          CRITICALITY ignore      TYPE NG-RANnodeUEXnAPIID          PRESENCE mandatory}|
    { ID id-PDUSession-SNChangeConfirm-List CRITICALITY ignore      TYPE PDUSession-SNChangeConfirm-List PRESENCE optional }|
    { ID id-CriticalityDiagnostics          CRITICALITY ignore      TYPE CriticalityDiagnostics       PRESENCE optional },
    ...
}

PDUSession-SNChangeConfirm-List ::= SEQUENCE (SIZE(1..maxnoofPDUSessions)) OF PDUSession-SNChangeConfirm-Item

PDUSession-SNChangeConfirm-Item ::= SEQUENCE {
    pduSessionId          PDUSession-ID,
    sn-terminated          PDUSessionResourceChangeConfirmInfo-SNterminated    OPTIONAL,
    mn-terminated          PDUSessionResourceChangeConfirmInfo-MNterminated    OPTIONAL,
-- NOTE: If the PDUSessionResourceChangeConfirmInfo-SNterminated IE is not present,
-- abnormal conditions as specified in clause 8.3.5.4 apply.
    iE-Extension          ProtocolExtensionContainer { {PDUSession-SNChangeConfirm-Item-ExtIEs} } OPTIONAL,
    ...
}

PDUSession-SNChangeConfirm-Item-ExtIEs XNAP-PROTOCOL-EXTENSION ::= {
...
}

-- *****
--
-- S-NODE CHANGE REFUSE
--
-- *****

SNodeChangeRefuse ::= SEQUENCE {
    protocolIEs          ProtocolIE-Container    {{ SNodeChangeRefuse-IEs}},
    ...
}

```

```

SNodeChangeRefuse-IEs XNAP-PROTOCOL-IES ::= {
  { ID id-M-NG-RANnodeUEXnAPIID          CRITICALITY ignore      TYPE NG-RANnodeUEXnAPIID          PRESENCE mandatory}|
  { ID id-S-NG-RANnodeUEXnAPIID          CRITICALITY ignore      TYPE NG-RANnodeUEXnAPIID          PRESENCE mandatory}|
  { ID id-Cause                           CRITICALITY ignore      TYPE Cause                         PRESENCE mandatory}|
  { ID id-CriticalityDiagnostics          CRITICALITY ignore      TYPE CriticalityDiagnostics        PRESENCE optional },
  ...
}

-- *****
--
-- RRC TRANSFER
--
-- *****

RRCTransfer ::= SEQUENCE {
  protocolIEs          ProtocolIE-Container  {{ RRCTransfer-IEs}},
  ...
}

RRCTransfer-IEs XNAP-PROTOCOL-IES ::= {
  { ID id-M-NG-RANnodeUEXnAPIID          CRITICALITY reject      TYPE NG-RANnodeUEXnAPIID          PRESENCE mandatory}|
  { ID id-S-NG-RANnodeUEXnAPIID          CRITICALITY reject      TYPE NG-RANnodeUEXnAPIID          PRESENCE mandatory}|
  { ID id-SplitSRB-RRCTransfer           CRITICALITY reject      TYPE SplitSRB-RRCTransfer         PRESENCE optional }|
  { ID id-UEReportRRCTransfer           CRITICALITY reject      TYPE UEReportRRCTransfer          PRESENCE optional },
  ...
}

SplitSRB-RRCTransfer ::= SEQUENCE {
  rrcContainer          OCTET STRING          OPTIONAL,
  srbType               ENUMERATED {srb1, srb2, ...},
  deliveryStatus        DeliveryStatus      OPTIONAL,
  iE-Extensions         ProtocolExtensionContainer { {SplitSRB-RRCTransfer-ExtIEs} } OPTIONAL,
  ...
}

SplitSRB-RRCTransfer-ExtIEs XNAP-PROTOCOL-EXTENSION ::= {
  ...
}

UEReportRRCTransfer ::= SEQUENCE {
  rrcContainer          OCTET STRING,
  iE-Extensions         ProtocolExtensionContainer { {UEReportRRCTransfer-ExtIEs} } OPTIONAL,
  ...
}

UEReportRRCTransfer-ExtIEs XNAP-PROTOCOL-EXTENSION ::= {
  ...
}

-- *****
--
-- NOTIFICATION CONTROL INDICATION
--

```

```

-- *****
NotificationControlIndication ::= SEQUENCE {
    protocolIEs          ProtocolIE-Container    {{NotificationControlIndication-IEs}},
    ...
}

NotificationControlIndication-IEs XNAP-PROTOCOL-IES ::= {
    { ID id-M-NG-RANnodeUEXnAPIID          CRITICALITY reject          TYPE NG-RANnodeUEXnAPIID          PRESENCE mandatory } |
    { ID id-S-NG-RANnodeUEXnAPIID          CRITICALITY reject          TYPE NG-RANnodeUEXnAPIID          PRESENCE mandatory } |
    { ID id-PDUSessionResourcesNotifyList  CRITICALITY reject          TYPE PDUSessionResourcesNotifyList PRESENCE optional  },
    ...
}

PDUSessionResourcesNotifyList ::= SEQUENCE (SIZE(1..maxnoofPDUSessions)) OF PDUSessionResourcesNotify-Item

PDUSessionResourcesNotify-Item ::= SEQUENCE {
    pduSessionId          PDUSession-ID,
    qosFlowsNotificationContrIndInfo  QoSFlowNotificationControlIndicationInfo,
    iE-Extensions        ProtocolExtensionContainer { {PDUSessionResourcesNotify-Item-ExtIEs} } OPTIONAL,
    ...
}

PDUSessionResourcesNotify-Item-ExtIEs XNAP-PROTOCOL-EXTENSION ::= {
    ...
}

-- *****
--
-- ACTIVITY NOTIFICATION
--
-- *****

ActivityNotification ::= SEQUENCE {
    protocolIEs          ProtocolIE-Container    {{ActivityNotification-IEs}},
    ...
}

ActivityNotification-IEs XNAP-PROTOCOL-IES ::= {
    { ID id-M-NG-RANnodeUEXnAPIID          CRITICALITY ignore          TYPE NG-RANnodeUEXnAPIID          PRESENCE mandatory } |
    { ID id-S-NG-RANnodeUEXnAPIID          CRITICALITY ignore          TYPE NG-RANnodeUEXnAPIID          PRESENCE mandatory } |
    { ID id-UserPlaneTrafficActivityReport CRITICALITY ignore          TYPE UserPlaneTrafficActivityReport PRESENCE optional } |
    { ID id-PDUSessionResourcesActivityNotifyList CRITICALITY ignore          TYPE PDUSessionResourcesActivityNotifyList PRESENCE optional },
    ...
}

PDUSessionResourcesActivityNotifyList ::= SEQUENCE (SIZE(1..maxnoofPDUSessions)) OF PDUSessionResourcesActivityNotify-Item

PDUSessionResourcesActivityNotify-Item ::= SEQUENCE {
    pduSessionId          PDUSession-ID,
    pduSessionLevelUPactivityreport  UserPlaneTrafficActivityReport          OPTIONAL,
    qosFlowsActivityNotifyList  QoSFlowsActivityNotifyList          OPTIONAL,
    iE-Extensions        ProtocolExtensionContainer { {PDUSessionResourcesActivityNotify-Item-ExtIEs} } OPTIONAL,
    ...
}

```



```

}

PDUSessionResourcesActivityNotify-Item-ExtIEs XNAP-PROTOCOL-EXTENSION ::= {
  ...
}

QoSFlowsActivityNotifyList ::= SEQUENCE (SIZE(1..maxnoofQoSFlows)) OF QoSFlowsActivityNotifyItem

QoSFlowsActivityNotifyItem ::= SEQUENCE {
  qosFlowIdentifier           QoSFlowIdentifier,
  pduSessionLevelUPactivityreport  UserPlaneTrafficActivityReport,
  iE-Extensions              ProtocolExtensionContainer { {QoSFlowsActivityNotifyItem-ExtIEs} } OPTIONAL,
  ...
}

QoSFlowsActivityNotifyItem-ExtIEs XNAP-PROTOCOL-EXTENSION ::= {
  ...
}

-- *****
--
-- XN SETUP REQUEST
--
-- *****

XnSetupRequest ::= SEQUENCE {
  protocolIEs          ProtocolIE-Container   {{ XnSetupRequest-IEs}},
  ...
}

XnSetupRequest-IEs XNAP-PROTOCOL-IES ::= {
  { ID id-GlobalNG-RAN-node-ID          CRITICALITY reject  TYPE GlobalNG-RANNode-ID          PRESENCE mandatory}|
  { ID id-TAISupport-list                CRITICALITY reject  TYPE TAISupport-List          PRESENCE mandatory}|
  { ID id-AMF-Set-Information            CRITICALITY reject  TYPE AMF-Set-Information     PRESENCE mandatory}|
  { ID id-List-of-served-cells-NR       CRITICALITY reject  TYPE ServedCells-NR         PRESENCE optional }|
  { ID id-List-of-served-cells-E-UTRA   CRITICALITY reject  TYPE ServedCells-E-UTRA     PRESENCE optional },
  ...
}

-- *****
--
-- XN SETUP RESPONSE
--
-- *****

XnSetupResponse ::= SEQUENCE {
  protocolIEs          ProtocolIE-Container   {{ XnSetupResponse-IEs}},
  ...
}

XnSetupResponse-IEs XNAP-PROTOCOL-IES ::= {
  { ID id-GlobalNG-RAN-node-ID          CRITICALITY reject  TYPE GlobalNG-RANNode-ID          PRESENCE mandatory}|
  { ID id-TAISupport-list                CRITICALITY reject  TYPE TAISupport-List          PRESENCE optional }|
  { ID id-List-of-served-cells-NR       CRITICALITY reject  TYPE ServedCells-NR         PRESENCE optional }|

```

```

    { ID id-List-of-served-cells-E-UTRA CRITICALITY reject TYPE ServedCells-E-UTRA PRESENCE optional }|
    { ID id-CriticalityDiagnostics CRITICALITY ignore TYPE CriticalityDiagnostics PRESENCE optional },
    ...
}

-- *****
--
-- XN SETUP FAILURE
--
-- *****

XnSetupFailure ::= SEQUENCE {
    protocolIEs ProtocolIE-Container {{ XnSetupFailure-IEs}},
    ...
}

XnSetupFailure-IEs XNAP-PROTOCOL-IES ::= {
    { ID id-Cause CRITICALITY ignore TYPE Cause PRESENCE mandatory }|
    { ID id-TimeToWait CRITICALITY ignore TYPE TimeToWait PRESENCE optional }|
    { ID id-CriticalityDiagnostics CRITICALITY ignore TYPE CriticalityDiagnostics PRESENCE optional },
    ...
}

-- *****
--
-- NG-RAN NODE CONFIGURATION UPDATE
--
-- *****

NGRANNodeConfigurationUpdate ::= SEQUENCE {
    protocolIEs ProtocolIE-Container {{ NGRANNodeConfigurationUpdate-IEs}},
    ...
}

NGRANNodeConfigurationUpdate-IEs XNAP-PROTOCOL-IES ::= {
    { ID id-TAISupport-list CRITICALITY reject TYPE TAISupport-List PRESENCE optional }|
    { ID id-ConfigurationUpdateInitiatingNodeChoice CRITICALITY ignore TYPE ConfigurationUpdateInitiatingNodeChoice PRESENCE mandatory }|
    { ID id-TNLA-To-Add-List CRITICALITY ignore TYPE TNLA-To-Add-List PRESENCE optional }|
    { ID id-TNLA-To-Remove-List CRITICALITY ignore TYPE TNLA-To-Remove-List PRESENCE optional }|
    { ID id-TNLA-To-Update-List CRITICALITY ignore TYPE TNLA-To-Update-List PRESENCE optional }|
    { ID id-GlobalNG-RAN-node-ID CRITICALITY reject TYPE GlobalNG-RANNode-ID PRESENCE optional },
    ...
}

ConfigurationUpdateInitiatingNodeChoice ::= CHOICE {
    gNB ProtocolIE-Container { {ConfigurationUpdate-gNB} },
    ng-eNB ProtocolIE-Container { {ConfigurationUpdate-ng-eNB} },
    choice-extension ProtocolIE-Single-Container { {ServedCellsToUpdateInitiatingNodeChoice-ExtIEs} }
}

ServedCellsToUpdateInitiatingNodeChoice-ExtIEs XNAP-PROTOCOL-IES ::= {
    ...
}

```

```

ConfigurationUpdate-gNB XNAP-PROTOCOL-IES ::= {
  { ID id-servedCellsToUpdate-NR          CRITICALITY ignore TYPE ServedCellsToUpdate-NR          PRESENCE optional }|
  { ID id-cellAssistanceInfo-NR          CRITICALITY ignore TYPE CellAssistanceInfo-NR          PRESENCE optional },
  ...
}

ConfigurationUpdate-ng-eNB XNAP-PROTOCOL-IES ::= {
  { ID id-servedCellsToUpdate-E-UTRA      CRITICALITY ignore TYPE ServedCellsToUpdate-E-UTRA      PRESENCE optional }|
  { ID id-cellAssistanceInfo-NR          CRITICALITY ignore TYPE CellAssistanceInfo-NR          PRESENCE optional },
  ...
}

-- *****
--
-- NG-RAN NODE CONFIGURATION UPDATE ACKNOWLEDGE
--
-- *****

NGRANNodeConfigurationUpdateAcknowledge ::= SEQUENCE {
  protocolIEs          ProtocolIE-Container    {{ NGRANNodeConfigurationUpdateAcknowledge-IEs}},
  ...
}

NGRANNodeConfigurationUpdateAcknowledge-IEs XNAP-PROTOCOL-IES ::= {
  { ID id-RespondingNodeTypeConfigUpdateAck  CRITICALITY ignore TYPE RespondingNodeTypeConfigUpdateAck  PRESENCE mandatory }|
  { ID id-TNLA-Setup-List                    CRITICALITY ignore TYPE TNLA-Setup-List                    PRESENCE optional }|
  { ID id-TNLA-Failed-To-Setup-List          CRITICALITY ignore TYPE TNLA-Failed-To-Setup-List          PRESENCE optional }|
  { ID id-CriticalityDiagnostics             CRITICALITY ignore TYPE CriticalityDiagnostics             PRESENCE optional },
  ...
}

RespondingNodeTypeConfigUpdateAck ::= CHOICE {
  ng-eNB          RespondingNodeTypeConfigUpdateAck-ng-eNB,
  gNB             RespondingNodeTypeConfigUpdateAck-gNB,
  choice-extension ProtocolIE-Single-Container { {RespondingNodeTypeConfigUpdateAck-ExtIEs} }
}

RespondingNodeTypeConfigUpdateAck-ExtIEs XNAP-PROTOCOL-IES ::= {
  ...
}

RespondingNodeTypeConfigUpdateAck-ng-eNB ::= SEQUENCE {
  iE-Extension          ProtocolExtensionContainer { {RespondingNodeTypeConfigUpdateAck-ng-eNB-ExtIEs} } OPTIONAL,
  ...
}

RespondingNodeTypeConfigUpdateAck-ng-eNB-ExtIEs XNAP-PROTOCOL-EXTENSION ::= {
  ...
}

RespondingNodeTypeConfigUpdateAck-gNB ::= SEQUENCE {

```

```

    served-NR-Cells      ServedCells-NR                                OPTIONAL,
    iE-Extension         ProtocolExtensionContainer { {RespondingNodeConfigUpdateAck-gNB-ExtIEs} } OPTIONAL,
    ...
}

RespondingNodeConfigUpdateAck-gNB-ExtIEs XNAP-PROTOCOL-EXTENSION ::= {
    ...
}

-- *****
--
-- NG-RAN NODE CONFIGURATION UPDATE FAILURE
--
-- *****

NGRANNodeConfigurationUpdateFailure ::= SEQUENCE {
    protocolIEs          ProtocolIE-Container  {{NGRANNodeConfigurationUpdateFailure-IEs}},
    ...
}

NGRANNodeConfigurationUpdateFailure-IEs XNAP-PROTOCOL-IES ::= {
    { ID id-Cause          CRITICALITY ignore  TYPE Cause          PRESENCE mandatory}|
    { ID id-TimeToWait     CRITICALITY ignore  TYPE TimeToWait       PRESENCE optional }|
    { ID id-CriticalityDiagnostics CRITICALITY ignore  TYPE CriticalityDiagnostics PRESENCE optional },
    ...
}

-- *****
--
-- E-UTRA NR CELL RESOURCE COORDINATION REQUEST
--
-- *****

E-UTRA-NR-CellResourceCoordinationRequest ::= SEQUENCE {
    protocolIEs          ProtocolIE-Container  {{E-UTRA-NR-CellResourceCoordinationRequest-IEs}},
    ...
}

E-UTRA-NR-CellResourceCoordinationRequest-IEs XNAP-PROTOCOL-IES ::= {
    { ID id-initiatingNodeType-ResourceCoordRequest CRITICALITY reject  TYPE InitiatingNodeType-ResourceCoordRequest PRESENCE mandatory},
    ...
}

InitiatingNodeType-ResourceCoordRequest ::= CHOICE {
    ng-eNB              ResourceCoordRequest-ng-eNB-initiated,
    gNB                 ResourceCoordRequest-gNB-initiated,
    choice-extension    ProtocolIE-Single-Container { {InitiatingNodeType-ResourceCoordRequest-ExtIEs} }
}

InitiatingNodeType-ResourceCoordRequest-ExtIEs XNAP-PROTOCOL-IES ::= {
    ...
}

```

```

ResourceCoordRequest-ng-eNB-initiated ::= SEQUENCE {
    dataTrafficResourceIndication    DataTrafficResourceIndication,
    spectrumSharingGroupID           SpectrumSharingGroupID,
    listOfE-UTRACells                SEQUENCE (SIZE(1.. maxnoofCellsinNG-RANnode)) OF E-UTRA-CGI           OPTIONAL,
    iE-Extensions                     ProtocolExtensionContainer { {ResourceCoordRequest-ng-eNB-initiated-ExtIEs} } OPTIONAL,
    ...
}

ResourceCoordRequest-ng-eNB-initiated-ExtIEs XNAP-PROTOCOL-EXTENSION ::= {
    ...
}

ResourceCoordRequest-gNB-initiated ::= SEQUENCE {
    dataTrafficResourceIndication    DataTrafficResourceIndication,
    listOfE-UTRACells                SEQUENCE (SIZE(1.. maxnoofCellsinNG-RANnode)) OF E-UTRA-CGI           OPTIONAL,
    spectrumSharingGroupID           SpectrumSharingGroupID,
    listOfNRCells                    SEQUENCE (SIZE(1.. maxnoofCellsinNG-RANnode)) OF NR-CGI           OPTIONAL,
    iE-Extensions                     ProtocolExtensionContainer { {ResourceCoordRequest-gNB-initiated-ExtIEs} } OPTIONAL,
    ...
}

ResourceCoordRequest-gNB-initiated-ExtIEs XNAP-PROTOCOL-EXTENSION ::= {
    ...
}

-- *****
--
-- E-UTRA NR CELL RESOURCE COORDINATION RESPONSE
--
-- *****

E-UTRA-NR-CellResourceCoordinationResponse ::= SEQUENCE {
    protocolIEs          ProtocolIE-Container    {{E-UTRA-NR-CellResourceCoordinationResponse-IEs}},
    ...
}

E-UTRA-NR-CellResourceCoordinationResponse-IEs XNAP-PROTOCOL-IES ::= {
{ ID id-respondingNodeType-ResourceCoordResponse CRITICALITY reject TYPE RespondingNodeType-ResourceCoordResponse PRESENCE mandatory},
    ...
}

RespondingNodeType-ResourceCoordResponse ::= CHOICE {
    ng-eNB          ResourceCoordResponse-ng-eNB-initiated,
    gNB             ResourceCoordResponse-gNB-initiated,
    choice-extension ProtocolIE-Single-Container { {RespondingNodeType-ResourceCoordResponse-ExtIEs} }
}

RespondingNodeType-ResourceCoordResponse-ExtIEs XNAP-PROTOCOL-IES ::= {
    ...
}

```

```

ResourceCoordResponse-ng-eNB-initiated ::= SEQUENCE {
    dataTrafficResourceIndication      DataTrafficResourceIndication,
    spectrumSharingGroupID             SpectrumSharingGroupID,
    listOfE-UTRACells                  SEQUENCE (SIZE(1.. maxnoofCellsinNG-RANnode)) OF E-UTRA-CGI      OPTIONAL,
    iE-Extensions                       ProtocolExtensionContainer { {ResourceCoordResponse-ng-eNB-initiated-ExtIEs} }  OPTIONAL,
    ...
}

ResourceCoordResponse-ng-eNB-initiated-ExtIEs XNAP-PROTOCOL-EXTENSION ::= {
    ...
}

ResourceCoordResponse-gNB-initiated ::= SEQUENCE {
    dataTrafficResourceIndication      DataTrafficResourceIndication,
    spectrumSharingGroupID             SpectrumSharingGroupID,
    listOfNRCells                      SEQUENCE (SIZE(1.. maxnoofCellsinNG-RANnode)) OF NR-CGI      OPTIONAL,
    iE-Extensions                       ProtocolExtensionContainer { {ResourceCoordResponse-gNB-initiated-ExtIEs} }  OPTIONAL,
    ...
}

ResourceCoordResponse-gNB-initiated-ExtIEs XNAP-PROTOCOL-EXTENSION ::= {
    ...
}

-- *****
--
-- SECONDARY RAT DATA USAGE REPORT
--
-- *****

SecondaryRATDataUsageReport ::= SEQUENCE {
    protocolIEs      ProtocolIE-Container      {{SecondaryRATDataUsageReport-IEs}},
    ...
}

SecondaryRATDataUsageReport-IEs XNAP-PROTOCOL-IES ::= {
    { ID id-M-NG-RANnodeUEXnAPIID          CRITICALITY reject          TYPE NG-RANnodeUEXnAPIID          PRESENCE mandatory } |
    { ID id-S-NG-RANnodeUEXnAPIID          CRITICALITY reject          TYPE NG-RANnodeUEXnAPIID          PRESENCE mandatory } |
    { ID id-PDUSessionResourceSecondaryRATUsageList CRITICALITY reject          TYPE PDUSessionResourceSecondaryRATUsageList PRESENCE mandatory },
    ...
}

-- *****
--
-- XN REMOVAL REQUEST
--
-- *****

XnRemovalRequest ::= SEQUENCE {
    protocolIEs      ProtocolIE-Container      {{ XnRemovalRequest-IEs}},
    ...
}

```

```

XnRemovalRequest-IEs XNAP-PROTOCOL-IES ::= {
  { ID id-GlobalNG-RAN-node-ID          CRITICALITY reject  TYPE GlobalNG-RANNode-ID          PRESENCE mandatory}|
  { ID id-XnRemovalThreshold            CRITICALITY reject  TYPE XnBenefitValue            PRESENCE optional },
  ...
}

-- *****
--
-- XN REMOVAL RESPONSE
--
-- *****

XnRemovalResponse ::= SEQUENCE {
  protocolIEs          ProtocolIE-Container    {{ XnRemovalResponse-IEs}},
  ...
}

XnRemovalResponse-IEs XNAP-PROTOCOL-IES ::= {
  { ID id-GlobalNG-RAN-node-ID          CRITICALITY reject  TYPE GlobalNG-RANNode-ID          PRESENCE mandatory}|
  { ID id-CriticalityDiagnostics        CRITICALITY ignore  TYPE CriticalityDiagnostics        PRESENCE optional },
  ...
}

-- *****
--
-- XN REMOVAL FAILURE
--
-- *****

XnRemovalFailure ::= SEQUENCE {
  protocolIEs          ProtocolIE-Container    {{ XnRemovalFailure-IEs}},
  ...
}

XnRemovalFailure-IEs XNAP-PROTOCOL-IES ::= {
  { ID id-Cause                        CRITICALITY ignore  TYPE Cause                        PRESENCE mandatory}|
  { ID id-CriticalityDiagnostics        CRITICALITY ignore  TYPE CriticalityDiagnostics        PRESENCE optional },
  ...
}

-- *****
--
-- CELL ACTIVATION REQUEST
--
-- *****

CellActivationRequest ::= SEQUENCE {
  protocolIEs          ProtocolIE-Container    {{ CellActivationRequest-IEs}},
  ...
}

CellActivationRequest-IEs XNAP-PROTOCOL-IES ::= {
  { ID id-ServedCellsToActivate        CRITICALITY reject  TYPE ServedCellsToActivate        PRESENCE mandatory}|

```

```

    { ID id-ActivationIDforCellActivation          CRITICALITY reject          TYPE ActivationIDforCellActivation          PRESENCE mandatory},
    ...
}

ServedCellsToActivate ::= CHOICE {
    nr-cells                SEQUENCE (SIZE(1..maxnoofCellsinNG-RANnode)) OF NR-CGI,
    e-utra-cells            SEQUENCE (SIZE(1..maxnoofCellsinNG-RANnode)) OF E-UTRA-CGI,
    choice-extension        ProtocolIE-Single-Container { {ServedCellsToActivate-ExtIEs} }
}

ServedCellsToActivate-ExtIEs XNAP-PROTOCOL-IES ::= {
    ...
}

-- *****
--
-- CELL ACTIVATION RESPONSE
--
-- *****

CellActivationResponse ::= SEQUENCE {
    protocolIEs            ProtocolIE-Container    {{CellActivationResponse-IEs}},
    ...
}

CellActivationResponse-IEs XNAP-PROTOCOL-IES ::= {
    { ID id-ActivatedServedCells                CRITICALITY reject          TYPE ActivatedServedCells          PRESENCE mandatory}|
    { ID id-ActivationIDforCellActivation        CRITICALITY reject          TYPE ActivationIDforCellActivation  PRESENCE mandatory}|
    { ID id-CriticalityDiagnostics              CRITICALITY ignore         TYPE CriticalityDiagnostics        PRESENCE optional },
    ...
}

ActivatedServedCells ::= CHOICE {
    nr-cells                SEQUENCE (SIZE(1..maxnoofCellsinNG-RANnode)) OF NR-CGI,
    e-utra-cells            SEQUENCE (SIZE(1..maxnoofCellsinNG-RANnode)) OF E-UTRA-CGI,
    choice-extension        ProtocolIE-Single-Container { {ActivatedServedCells-ExtIEs} }
}

ActivatedServedCells-ExtIEs XNAP-PROTOCOL-IES ::= {
    ...
}

-- *****
--
-- CELL ACTIVATION FAILURE
--
-- *****

CellActivationFailure ::= SEQUENCE {
    protocolIEs            ProtocolIE-Container    {{CellActivationFailure-IEs}},
    ...
}

```



```

CellActivationFailure-IEs XNAP-PROTOCOL-IES ::= {
  { ID id-ActivationIDforCellActivation      CRITICALITY reject      TYPE ActivationIDforCellActivation      PRESENCE mandatory}|
  { ID id-Cause                             CRITICALITY ignore        TYPE Cause                             PRESENCE mandatory}|
  { ID id-CriticalityDiagnostics             CRITICALITY ignore        TYPE CriticalityDiagnostics            PRESENCE optional },
  ...
}

-- *****
--
-- RESET REQUEST
--
-- *****

ResetRequest ::= SEQUENCE {
  protocolIEs          ProtocolIE-Container  {{ResetRequest-IEs}},
  ...
}

ResetRequest-IEs XNAP-PROTOCOL-IES ::= {
  { ID id-ResetRequestTypeInfo              CRITICALITY reject      TYPE ResetRequestTypeInfo              PRESENCE mandatory}|
  { ID id-Cause                             CRITICALITY ignore        TYPE Cause                             PRESENCE mandatory},
  ...
}

-- *****
--
-- RESET RESPONSE
--
-- *****

ResetResponse ::= SEQUENCE {
  protocolIEs          ProtocolIE-Container  {{ResetResponse-IEs}},
  ...
}

ResetResponse-IEs XNAP-PROTOCOL-IES ::= {
  { ID id-ResetResponseTypeInfo              CRITICALITY reject      TYPE ResetResponseTypeInfo              PRESENCE mandatory}|
  { ID id-CriticalityDiagnostics             CRITICALITY ignore        TYPE CriticalityDiagnostics            PRESENCE optional },
  ...
}

-- *****
--
-- ERROR INDICATION
--
-- *****

ErrorIndication ::= SEQUENCE {
  protocolIEs          ProtocolIE-Container  {{ErrorIndication-IEs}},
  ...
}

ErrorIndication-IEs XNAP-PROTOCOL-IES ::= {

```

```

    { ID id-oldNG-RANnodeUEXnAPID          CRITICALITY ignore    TYPE NG-RANnodeUEXnAPID      PRESENCE optional }|
    { ID id-newNG-RANnodeUEXnAPID          CRITICALITY ignore    TYPE NG-RANnodeUEXnAPID      PRESENCE optional }|
    { ID id-Cause                            CRITICALITY ignore    TYPE Cause                    PRESENCE optional }|
    { ID id-CriticalityDiagnostics           CRITICALITY ignore    TYPE CriticalityDiagnostics   PRESENCE optional },
    ...
}

-- *****
--
-- PRIVATE MESSAGE
--
-- *****

PrivateMessage ::= SEQUENCE {
    privateIES      PrivateIE-Container {{PrivateMessage-IES}},
    ...
}

PrivateMessage-IES XNAP-PRIVATE-IES ::= {
    ...
}

END
-- ASN1STOP

```

### 9.3.5 Information Element definitions

```

-- ASN1START
-- *****
--
-- Information Element Definitions
--
-- *****

XnAP-IEs {
itu-t (0) identified-organization (4) etsi (0) mobileDomain (0)
ngran-access (22) modules (3) xnap (2) version1 (1) xnap-IEs (2) }

DEFINITIONS AUTOMATIC TAGS ::=

BEGIN

IMPORTS

    id-Additional-UL-NG-U-TNLatUPF-List,
    id-SecondarydataForwardingInfoFromTarget-List,
    id-LastE-UTRANPLMNIdentity,
    id-MaxIPrate-DL,
    id-SecurityResult,
    maxEARFCN,
    maxnoofAllowedAreas,

```

```
maxnoofAMFSets,  
maxnoofAoIs,  
maxnoofBPLMNs,  
maxnoofCellsInAoI,  
maxnoofCellsInNG-RANnode,  
maxnoofCellsInRNA,  
maxnoofCellsInUEHistoryInfo,  
maxnoofCellsUEMovingTrajectory,  
maxnoofDRBs,  
maxnoofEPLMNs,  
maxnoofEUTRABands,  
maxnoofForbiddenTACs,  
maxnoofMBSFNUETRA,  
maxnoofMultiConnectivityMinusOne,  
maxnoofNeighbours,  
maxnoofNRCellBands,  
maxnoofPDUSessions,  
maxnoofPLMNs,  
maxnoofProtectedResourcePatterns,  
maxnoofQoSFlows,  
maxnoofRANAreaCodes,  
maxnoofRANAreasInRNA,  
maxnoofSCellGroups,  
maxnoofSCellGroupsplus1,  
maxnoofSliceItems,  
maxnoofSupportedTACs,  
maxnoofSupportedPLMNs,  
maxnoofTAI,  
maxnoofTAIInAoI,  
maxnoofTNLAssociations,  
maxnoofUEContexts,  
maxNRARFCN,  
maxNrOfErrors,  
maxnoofRANNodesInAoI,  
maxnooftimeperiods
```

```
FROM XnAP-Constants
```

```
Criticality,  
ProcedureCode,  
ProtocolIE-ID,  
TriggeringMessage
```

```
FROM XnAP-CommonDataTypes
```

```
ProtocolExtensionContainer{},  
ProtocolIE-Single-Container{},
```

```
XNAP-PROTOCOL-EXTENSION,  
XNAP-PROTOCOL-IES
```

```
FROM XnAP-Containers;
```

```
-- A
```

```

Additional-UL-NG-U-TNLatUPF-Item ::= SEQUENCE {
    additional-UL-NG-U-TNLatUPF          UPTransportLayerInformation,
    iE-Extensions          ProtocolExtensionContainer { { Additional-UL-NG-U-TNLatUPF-Item-ExtIEs } } OPTIONAL,
    ...
}

Additional-UL-NG-U-TNLatUPF-Item-ExtIEs XNAP-PROTOCOL-EXTENSION ::= {
    ...
}

Additional-UL-NG-U-TNLatUPF-List ::= SEQUENCE (SIZE(1..maxnoofMultiConnectivityMinusOne)) OF Additional-UL-NG-U-TNLatUPF-Item

ActivationIDforCellActivation ::= INTEGER (0..255)

AllocationandRetentionPriority ::= SEQUENCE {
    priorityLevel          INTEGER (0..15,...),
    pre-emption-capability          ENUMERATED {shall-not-trigger-preemptdatDion, may-trigger-preemption, ...},
    pre-emption-vulnerability          ENUMERATED {not-preemptable, preemptable, ...},
    iE-Extensions          ProtocolExtensionContainer { {AllocationandRetentionPriority-ExtIEs} } OPTIONAL,
    ...
}

AllocationandRetentionPriority-ExtIEs XNAP-PROTOCOL-EXTENSION ::= {
    ...
}

ActivationSFN ::= INTEGER (0..1023)

AMF-Set-Information ::= SEQUENCE (SIZE (1..maxnoofAMFSets)) OF GlobalAMF-Set-Information

GlobalAMF-Set-Information ::= SEQUENCE {
    plmn-ID          PLMN-Identity,
    amf-region-id          BIT STRING (SIZE (8)),
    amf-set-id          BIT STRING (SIZE (10)),
    iE-Extensions          ProtocolExtensionContainer { {GlobalAMF-Set-Information-ExtIEs} } OPTIONAL,
    ...
}

GlobalAMF-Set-Information-ExtIEs XNAP-PROTOCOL-EXTENSION ::= {
    ...
}

AMF-UE-NGAP-ID ::= INTEGER (0..1099511627775)

AreaOfInterestInformation ::= SEQUENCE (SIZE(1..maxnoofAoIs)) OF AreaOfInterest-Item

AreaOfInterest-Item ::= SEQUENCE {
    listOfTAIsinAoI          ListOfTAIsinAoI          OPTIONAL,
    listOfCellsinAoI          ListOfCells          OPTIONAL,
}

```

```

    listOfRANNodesinAoI          ListOfRANNodesinAoI          OPTIONAL,
    requestReferenceID RequestReferenceID,
    iE-Extensions                ProtocolExtensionContainer { {AreaOfInterest-Item-ExtIEs} } OPTIONAL,
    ...
}

AreaOfInterest-Item-ExtIEs XNAP-PROTOCOL-EXTENSION ::= {
    ...
}

AS-SecurityInformation ::= SEQUENCE {
    key-NG-RAN-Star              BIT STRING (SIZE(256)),
    ncc                          INTEGER (0..7),
    iE-Extensions                ProtocolExtensionContainer { {AS-SecurityInformation-ExtIEs} } OPTIONAL,
    ...
}

AS-SecurityInformation-ExtIEs XNAP-PROTOCOL-EXTENSION ::= {
    ...
}

AssistanceDataForRANPaging ::= SEQUENCE {
    ran-paging-attempt-info      RANPagingAttemptInfo    OPTIONAL,
    iE-Extensions                ProtocolExtensionContainer { {AssistanceDataForRANPaging-ExtIEs} } OPTIONAL,
    ...
}

AssistanceDataForRANPaging-ExtIEs XNAP-PROTOCOL-EXTENSION ::= {
    ...
}

AveragingWindow ::= INTEGER (0..4095, ...)

-- B

BitRate ::= INTEGER (0..4000000000000, ...)

BroadcastPLMNs ::= SEQUENCE (SIZE(1..maxnoofBPLMNs)) OF PLMN-Identity

BroadcastPLMNinTAISupport-Item ::= SEQUENCE {
    plmn-id                      PLMN-Identity,
    tAISliceSupport-List         SliceSupport-List,
    iE-Extension                 ProtocolExtensionContainer { {BroadcastPLMNinTAISupport-Item-ExtIEs} } OPTIONAL,
    ...
}

BroadcastPLMNinTAISupport-Item-ExtIEs XNAP-PROTOCOL-EXTENSION ::= {

```

```
    ...
}

-- C

Cause ::= CHOICE {
    radioNetwork      CauseRadioNetworkLayer,
    transport         CauseTransportLayer,
    protocol          CauseProtocol,
    misc              CauseMisc,
    choice-extension  ProtocolIE-Single-Container { {Cause-ExtIEs} }
}

Cause-ExtIEs XNAP-PROTOCOL-IES ::= {
    ...
}

CauseRadioNetworkLayer ::= ENUMERATED {
    cell-not-available,
    handover-desirable-for-radio-reasons,
    handover-target-not-allowed,
    invalid-AMF-Set-ID,
    no-radio-resources-available-in-target-cell,
    partial-handover,
    reduce-load-in-serving-cell,
    resource-optimisation-handover,
    time-critical-handover,
    tXnRELOCoverall-expiry,
    tXnRELOCprep-expiry,
    unknown-GUAMI-ID,
    unknown-local-NG-RAN-node-UE-XnAP-ID,
    inconsistent-remote-NG-RAN-node-UE-XnAP-ID,
    encryption-and-or-integrity-protection-algorithms-not-supported,
    protection-algorithms-not-supported,
    multiple-PDU-session-ID-instances,
    unknown-PDU-session-ID,
    unknown-QoS-Flow-ID,
    multiple-QoS-Flow-ID-instances,
    switch-off-ongoing,
    not-supported-5QI-value,
    tXnDCoverall-expiry,
    tXnDCprep-expiry,
    action-desirable-for-radio-reasons,
    reduce-load,
    resource-optimisation,
    time-critical-action,
    target-not-allowed,
    no-radio-resources-available,
    invalid-QoS-combination,
    encryption-algorithms-not-supported,
    procedure-cancelled,
    rRM-purpose,
```

```

    improve-user-bit-rate,
    user-inactivity,
    radio-connection-with-UE-lost,
    failure-in-the-radio-interface-procedure,
    bearer-option-not-supported,
    up-integrity-protection-not-possible,
    up-confidentiality-protection-not-possible,
    resources-not-available-for-the-slice-s,
    ue-max-IP-data-rate-reason,
    cP-integrity-protection-failure,
    uP-integrity-protection-failure,
    slice-not-supported-by-NG-RAN,
    mM-Mobility,
    sN-Mobility,
    count-reaches-max-value,
    unknown-old-en-gNB-UE-X2AP-ID,
    pDCP-Overload,
    drb-id-not-available,
    unspecified,
    ...,
    ue-context-id-not-known,
    non-relocation-of-context
}

CauseTransportLayer ::= ENUMERATED {
    transport-resource-unavailable,
    unspecified,
    ...
}

CauseProtocol ::= ENUMERATED {
    transfer-syntax-error,
    abstract-syntax-error-reject,
    abstract-syntax-error-ignore-and-notify,
    message-not-compatible-with-receiver-state,
    semantic-error,
    abstract-syntax-error-falsely-constructed-message,
    unspecified,
    ...
}

CauseMisc ::= ENUMERATED {
    control-processing-overload,
    hardware-failure,
    o-and-M-intervention,
    not-enough-user-plane-processing-resources,
    unspecified,
    ...
}

CellAssistanceInfo-NR ::= CHOICE {
    limitedNR-List          SEQUENCE (SIZE(1..maxnoofCellsInNG-RANnode)) OF NR-CGI,
    full-List              ENUMERATED {all-served-cells-NR, ...},
    choice-extension       ProtocolIE-Single-Container { {CellAssistanceInfo-NR-ExtIEs} }
}

```

```
}
CellAssistanceInfo-NR-ExtIEs XNAP-PROTOCOL-IES ::= {
  ...
}

CellGroupID ::= INTEGER (0..maxnoofSCellGroups)

Connectivity-Support ::= SEQUENCE {
  eNDC-Support      ENUMERATED {supported, not-supported, ...},
  iE-Extensions     ProtocolExtensionContainer { {Connectivity-Support-ExtIEs} } OPTIONAL,
  ...
}

Connectivity-Support-ExtIEs XNAP-PROTOCOL-EXTENSION ::= {
  ...
}

COUNT-PDCP-SN12 ::= SEQUENCE {
  pdcp-SN12          INTEGER (0..4095),
  hfn-PDCP-SN12     INTEGER (0..1048575),
  iE-Extensions     ProtocolExtensionContainer { {COUNT-PDCP-SN12-ExtIEs} } OPTIONAL,
  ...
}

COUNT-PDCP-SN12-ExtIEs XNAP-PROTOCOL-EXTENSION ::= {
  ...
}

COUNT-PDCP-SN18 ::= SEQUENCE {
  pdcp-SN18          INTEGER (0..262143),
  hfn-PDCP-SN18     INTEGER (0..16383),
  iE-Extensions     ProtocolExtensionContainer { {COUNT-PDCP-SN18-ExtIEs} } OPTIONAL,
  ...
}

COUNT-PDCP-SN18-ExtIEs XNAP-PROTOCOL-EXTENSION ::= {
  ...
}

CPTransportLayerInformation ::= CHOICE {
  endpointIPAddress  TransportLayerAddress,
  choice-extension   ProtocolIE-Single-Container { {CPTransportLayerInformation-ExtIEs} }
}

CPTransportLayerInformation-ExtIEs XNAP-PROTOCOL-IES ::= {
  ...
}
```



```

CriticalityDiagnostics ::= SEQUENCE {
    procedureCode          ProcedureCode          OPTIONAL,
    triggeringMessage      TriggeringMessage      OPTIONAL,
    procedureCriticality   Criticality            OPTIONAL,
    iEsCriticalityDiagnostics CriticalityDiagnostics-IE-List OPTIONAL,
    iE-Extensions         ProtocolExtensionContainer { {CriticalityDiagnostics-ExtIEs} } OPTIONAL,
    ...
}

CriticalityDiagnostics-ExtIEs XNAP-PROTOCOL-EXTENSION ::= {
    ...
}

CriticalityDiagnostics-IE-List ::= SEQUENCE (SIZE (1..maxNrOfErrors)) OF
SEQUENCE {
    iECriticality          Criticality,
    iE-ID                 ProtocolIE-ID,
    typeOfError           TypeOfError,
    iE-Extensions         ProtocolExtensionContainer { {CriticalityDiagnostics-IE-List-ExtIEs} } OPTIONAL,
    ...
}

CriticalityDiagnostics-IE-List-ExtIEs XNAP-PROTOCOL-EXTENSION ::= {
    ...
}

C-RNTI ::= BIT STRING (SIZE(16))

CyclicPrefix-E-UTRA-DL ::= ENUMERATED {
    normal,
    extended,
    ...
}

CyclicPrefix-E-UTRA-UL ::= ENUMERATED {
    normal,
    extended,
    ...
}

-- D

XnUAddressInfoperPDUSession-List ::= SEQUENCE (SIZE(1..maxnoofPDUSessions)) OF XnUAddressInfoperPDUSession-Item

XnUAddressInfoperPDUSession-Item ::= SEQUENCE {
    pduSession-ID          PDUSESSION-ID,
    dataForwardingInfoFromTargetNGRANnode DataForwardingInfoFromTargetNGRANnode OPTIONAL,
    pduSessionResourceSetupCompleteInfo-SNterm PDUSESSIONRESOURCEBEARERSETUPCOMPLETEINFO-SNTERMINATED OPTIONAL,

```

```

    iE-Extension          ProtocolExtensionContainer { { XnUAddressInfoPerPDUSession-Item-ExtIEs } }          OPTIONAL,
    ...
}

XnUAddressInfoPerPDUSession-Item-ExtIEs XNAP-PROTOCOL-EXTENSION ::= {
{ ID id-SecondaryDataForwardingInfoFromTarget-List CRITICALITY ignore EXTENSION SecondaryDataForwardingInfoFromTarget-List PRESENCE optional},
...
}

DataForwardingAccepted ::= ENUMERATED {data-forwarding-accepted, ...}

DataForwardingInfoFromTargetNGRANnode ::= SEQUENCE {
    qosFlowsAcceptedForDataForwarding-List          QoSFlowsAcceptedToBeForwarded-List,
    pduSessionLevelDLDataForwardingInfo            UPTransportLayerInformation          OPTIONAL,
    pduSessionLevelULDataForwardingInfo            UPTransportLayerInformation          OPTIONAL,
    dataForwardingResponseDRBItemList              DataForwardingResponseDRBItemList    OPTIONAL,
    iE-Extension          ProtocolExtensionContainer { {DataForwardingInfoFromTargetNGRANnode-ExtIEs} } OPTIONAL,
    ...
}

DataForwardingInfoFromTargetNGRANnode-ExtIEs XNAP-PROTOCOL-EXTENSION ::= {
    ...
}

QoSFlowsAcceptedToBeForwarded-List ::= SEQUENCE (SIZE(1.. maxnoofQoSFlows)) OF QoSFlowsAcceptedToBeForwarded-Item

QoSFlowsAcceptedToBeForwarded-Item ::= SEQUENCE {
    qosFlowIdentifier          QoSFlowIdentifier,
    iE-Extension          ProtocolExtensionContainer { {QoSFlowsAcceptedToBeForwarded-Item-ExtIEs} } OPTIONAL,
    ...
}

QoSFlowsAcceptedToBeForwarded-Item-ExtIEs XNAP-PROTOCOL-EXTENSION ::= {
    ...
}

DataforwardingandOffloadingInfofromSource ::= SEQUENCE {
    qosFlowsToBeForwarded          QoSFlowsToBeForwarded-List,
    sourceDRBtoQoSFlowMapping      DRBtoQoSFlowMapping-List          OPTIONAL,
    iE-Extension          ProtocolExtensionContainer { {DataforwardingandOffloadingInfofromSource-ExtIEs} } OPTIONAL,
    ...
}

DataforwardingandOffloadingInfofromSource-ExtIEs XNAP-PROTOCOL-EXTENSION ::= {
    ...
}

QoSFlowsToBeForwarded-List ::= SEQUENCE (SIZE(1.. maxnoofQoSFlows)) OF QoSFlowsToBeForwarded-Item

QoSFlowsToBeForwarded-Item ::= SEQUENCE {
    qosFlowIdentifier          QoSFlowIdentifier,

```

```

    dl-dataforwarding          DLForwarding,
    ul-dataforwarding          ULForwarding,
    iE-Extension               ProtocolExtensionContainer { {QoSFlowsToBeForwarded-Item-ExtIEs} } OPTIONAL,
    ...
}

QoSFlowsToBeForwarded-Item-ExtIEs XNAP-PROTOCOL-EXTENSION ::= {
    ...
}

DataForwardingResponseDRBItemList ::= SEQUENCE (SIZE(1..maxnoofDRBs)) OF DataForwardingResponseDRBItem

DataForwardingResponseDRBItem ::= SEQUENCE {
    drb-ID                     DRB-ID,
    dlForwardingUPTNL          UPTransportLayerInformation OPTIONAL,
    ulForwardingUPTNL          UPTransportLayerInformation OPTIONAL,
    iE-Extension               ProtocolExtensionContainer { {DataForwardingResponseDRBItem-ExtIEs} } OPTIONAL,
    ...
}

DataForwardingResponseDRBItem-ExtIEs XNAP-PROTOCOL-EXTENSION ::= {
    ...
}

DataTrafficResources ::= BIT STRING (SIZE(6..17600))

DataTrafficResourceIndication ::= SEQUENCE {
    activationSFN              ActivationSFN,
    sharedResourceType         SharedResourceType,
    reservedSubframePattern    ReservedSubframePattern OPTIONAL,
    iE-Extension               ProtocolExtensionContainer { {DataTrafficResourceIndication-ExtIEs} } OPTIONAL,
    ...
}

DataTrafficResourceIndication-ExtIEs XNAP-PROTOCOL-EXTENSION ::= {
    ...
}

DeliveryStatus ::= INTEGER (0..4095, ...)

DesiredActNotificationLevel ::= ENUMERATED {none, qos-flow, pdu-session, ue-level, ...}

DLForwarding ::= ENUMERATED {dl-forwarding-proposed, ...}

DRB-ID ::= INTEGER (1..32, ...)

```

DRB-List ::= SEQUENCE (SIZE (1..maxnoofDRBs)) OF DRB-ID

DRB-List-withCause ::= SEQUENCE (SIZE (1..maxnoofDRBs)) OF DRB-List-withCause-Item

```
DRB-List-withCause-Item ::= SEQUENCE {
  drb-id      DRB-ID,
  cause       Cause,
  rLC-Mode    RLCMode
  iE-Extension ProtocolExtensionContainer { {DRB-List-withCause-Item-ExtIEs} } OPTIONAL,
  ...
}
```

```
DRB-List-withCause-Item-ExtIEs XNAP-PROTOCOL-EXTENSION ::= {
  ...
}
```

DRB-Number ::= INTEGER (1..32, ...)

DRBsSubjectToStatusTransfer-List ::= SEQUENCE (SIZE (1..maxnoofDRBs)) OF DRBsSubjectToStatusTransfer-Item

```
DRBsSubjectToStatusTransfer-Item ::= SEQUENCE {
  drbID      DRB-ID,
  pdcpStatusTransfer-UL DRBBStatusTransferChoice,
  pdcpStatusTransfer-DL DRBBStatusTransferChoice,
  iE-Extension ProtocolExtensionContainer { {DRBsSubjectToStatusTransfer-Item-ExtIEs} } OPTIONAL,
  ...
}
```

```
DRBsSubjectToStatusTransfer-Item-ExtIEs XNAP-PROTOCOL-EXTENSION ::= {
  ...
}
```

```
DRBBStatusTransferChoice ::= CHOICE {
  pdcp-sn-12bits DRBBStatusTransfer12bitsSN,
  pdcp-sn-18bits DRBBStatusTransfer18bitsSN,
  choice-extension ProtocolIE-Single-Container { {DRBBStatusTransferChoice-ExtIEs} }
}
```

```
DRBBStatusTransferChoice-ExtIEs XNAP-PROTOCOL-IES ::= {
  ...
}
```

```
DRBBStatusTransfer12bitsSN ::= SEQUENCE {
  receiveStatusofPDCPSDU BIT STRING (SIZE(1..2048)) OPTIONAL,
  COUNTValue             COUNT-PDCP-SN12,
  iE-Extension           ProtocolExtensionContainer { {DRBBStatusTransfer12bitsSN-ExtIEs} } OPTIONAL,
  ...
}
```

```

DRBBStatusTransfer12bitsSN-ExtIEs XNAP-PROTOCOL-EXTENSION ::= {
  ...
}

DRBBStatusTransfer18bitsSN ::= SEQUENCE {
  receiveStatusofPDCPSDU BIT STRING (SIZE(1..131072)) OPTIONAL,
  COUNTValue COUNT-PDCP-SN18,
  IE-Extension ProtocolExtensionContainer { {DRBBStatusTransfer18bitsSN-ExtIEs} } OPTIONAL,
  ...
}

DRBBStatusTransfer18bitsSN-ExtIEs XNAP-PROTOCOL-EXTENSION ::= {
  ...
}

DRBToQoSFlowMapping-List ::= SEQUENCE (SIZE (1..maxnoofDRBs)) OF DRBToQoSFlowMapping-Item

DRBToQoSFlowMapping-Item ::= SEQUENCE {
  drb-ID DRB-ID,
  qosFlows-List QoSFlows-List,
  qosFlowMappingIndication QoSFlowMappingIndication OPTIONAL,
  rLC-Mode RLCMode OPTIONAL,
  IE-Extension ProtocolExtensionContainer { {DRBToQoSFlowMapping-Item-ExtIEs} } OPTIONAL,
  ...
}

DRBToQoSFlowMapping-Item-ExtIEs XNAP-PROTOCOL-EXTENSION ::= {
  ...
}

DuplicationActivation ::= ENUMERATED {active, inactive, ...}

Dynamic5QIDescriptor ::= SEQUENCE {
  priorityLevelQoS PriorityLevelQoS,
  packetDelayBudget PacketDelayBudget,
  packetErrorRate PacketErrorRate,
  fiveQI FiveQI OPTIONAL,
  delayCritical ENUMERATED {delay-critical, non-delay-critical, ...} OPTIONAL,
  -- This IE shall be present if the GBR QoS Flow Information IE is present in the QoS Flow Level QoS Parameters IE.
  averagingWindow AveragingWindow OPTIONAL,
  -- This IE shall be present if the GBR QoS Flow Information IE is present in the QoS Flow Level QoS Parameters IE.
  maximumDataBurstVolume MaximumDataBurstVolume OPTIONAL,
  IE-Extension ProtocolExtensionContainer { {Dynamic5QIDescriptor-ExtIEs} } OPTIONAL,
  ...
}

Dynamic5QIDescriptor-ExtIEs XNAP-PROTOCOL-EXTENSION ::= {
  ...
}

```

-- E

E-RAB-ID ::= INTEGER (0..15, ...)

E-UTRAARFCN ::= INTEGER (0..maxEARFCN)

E-UTRA-Cell-Identity ::= BIT STRING (SIZE(28))

E-UTRA-CGI ::= SEQUENCE {  
     plmn-id PLMN-Identity,  
     e-utra-CI E-UTRA-Cell-Identity,  
     iE-Extension ProtocolExtensionContainer { {E-UTRA-CGI-ExtIEs} } OPTIONAL,  
     ...  
 }

E-UTRA-CGI-ExtIEs XNAP-PROTOCOL-EXTENSION ::= {  
     ...  
 }

E-UTRAFrequencyBandIndicator ::= INTEGER (1..256, ...)

E-UTRAMultibandInfoList ::= SEQUENCE (SIZE(1..maxnoofEUTRABands)) OF E-UTRAFrequencyBandIndicator

E-UTRAPCI ::= INTEGER (0..503, ...)

E-UTRAPRACHConfiguration ::= SEQUENCE {  
     rootSequenceIndex INTEGER (0..837),  
     zeroCorrelationIndex INTEGER (0..15),  
     highSpeedFlag ENUMERATED {true, false, ...},  
     prach-FreqOffset INTEGER (0..94),  
     prach-ConfigIndex INTEGER (0..63) OPTIONAL, -- present for TDD --  
     iE-Extensions ProtocolExtensionContainer { {E-UTRAPRACHConfiguration-ExtIEs} } OPTIONAL,  
     ...  
 }

E-UTRAPRACHConfiguration-ExtIEs XNAP-PROTOCOL-EXTENSION ::= {  
     ...  
 }

E-UTRATransmissionBandwidth ::= ENUMERATED {bw6, bw15, bw25, bw50, bw75, bw100, ..., bw1}

EventType ::= ENUMERATED {  
     report-upon-change-of-serving-cell,  
 }

```

    report-UE-moving-presence-into-or-out-of-the-Area-of-Interest,
    ...
}

ExpectedActivityPeriod ::= INTEGER (1..30|40|50|60|80|100|120|150|180|181, ...)

ExpectedHOInterval ::= ENUMERATED {
    sec15, sec30, sec60, sec90, sec120, sec180, long-time,
    ...
}

ExpectedIdlePeriod ::= INTEGER (1..30|40|50|60|80|100|120|150|180|181, ...)

ExpectedUEActivityBehaviour ::= SEQUENCE {
    expectedActivityPeriod          ExpectedActivityPeriod          OPTIONAL,
    expectedIdlePeriod              ExpectedIdlePeriod              OPTIONAL,
    sourceOfUEActivityBehaviourInformation SourceOfUEActivityBehaviourInformation OPTIONAL,
    iE-Extensions                  ProtocolExtensionContainer { {ExpectedUEActivityBehaviour-ExtIEs} } OPTIONAL,
    ...
}

ExpectedUEActivityBehaviour-ExtIEs XNAP-PROTOCOL-EXTENSION ::= {
    ...
}

ExpectedUEBehaviour ::= SEQUENCE {
    expectedUEActivityBehaviour          ExpectedUEActivityBehaviour          OPTIONAL,
    expectedHOInterval                  ExpectedHOInterval                  OPTIONAL,
    expectedUEMobility                  ExpectedUEMobility                  OPTIONAL,
    expectedUEMovingTrajectory          ExpectedUEMovingTrajectory          OPTIONAL,
    iE-Extensions                      ProtocolExtensionContainer { {ExpectedUEBehaviour-ExtIEs} } OPTIONAL,
    ...
}

ExpectedUEBehaviour-ExtIEs XNAP-PROTOCOL-EXTENSION ::= {
    ...
}

ExpectedUEMobility ::= ENUMERATED {
    stationary,
    mobile,
    ...
}

ExpectedUEMovingTrajectory ::= SEQUENCE (SIZE(1..maxnoofCellsUEMovingTrajectory)) OF ExpectedUEMovingTrajectoryItem

ExpectedUEMovingTrajectoryItem ::= SEQUENCE {
    nGRAN-CGI                          GlobalNG-RANCell-ID,
    timeStayedInCell                    INTEGER (0..4095)                      OPTIONAL,
    iE-Extensions                      ProtocolExtensionContainer { {ExpectedUEMovingTrajectoryItem-ExtIEs} } OPTIONAL,
    ...
}

ExpectedUEMovingTrajectoryItem-ExtIEs XNAP-PROTOCOL-EXTENSION ::= {

```

```

}
...
}

SourceOfUEActivityBehaviourInformation ::= ENUMERATED {
    subscription-information,
    statistics,
    ...
}

-- F

FiveQI ::= INTEGER (0..255, ...)

-- G

GBRQoSFlowInfo ::= SEQUENCE {
    maxFlowBitRateDL          BitRate,
    maxFlowBitRateUL          BitRate,
    guaranteedFlowBitRateDL   BitRate,
    guaranteedFlowBitRateUL   BitRate,
    notificationControl        ENUMERATED {notification-requested, ...} OPTIONAL,
    maxPacketLossRateDL       PacketLossRate OPTIONAL,
    maxPacketLossRateUL       PacketLossRate OPTIONAL,
    iE-Extensions              ProtocolExtensionContainer { {GBRQoSFlowInfo-ExtIEs} } OPTIONAL,
    ...
}

GBRQoSFlowInfo-ExtIEs XNAP-PROTOCOL-EXTENSION ::= {
    ...
}

GlobalgNB-ID ::= SEQUENCE {
    plmn-id          PLMN-Identity,
    gnb-id           GNB-ID-Choice,
    iE-Extensions    ProtocolExtensionContainer { {GlobalgNB-ID-ExtIEs} } OPTIONAL,
    ...
}

GlobalgNB-ID-ExtIEs XNAP-PROTOCOL-EXTENSION ::= {
    ...
}

GNB-ID-Choice ::= CHOICE {
    gnb-ID          BIT STRING (SIZE(22..32)),
    choice-extension ProtocolIE-Single-Container { {GNB-ID-Choice-ExtIEs} }
}

GNB-ID-Choice-ExtIEs XNAP-PROTOCOL-IES ::= {
    ...
}

```



```

GlobalngNB-ID ::= SEQUENCE {
    plmn-id          PLMN-Identity,
    enb-id           ENB-ID-Choice,
    iE-Extensions    ProtocolExtensionContainer { {GlobaleNB-ID-ExtIEs} } OPTIONAL,
    ...
}

GlobaleNB-ID-ExtIEs XNAP-PROTOCOL-EXTENSION ::= {
    ...
}

ENB-ID-Choice ::= CHOICE {
    enb-ID-macro          BIT STRING (SIZE(20)),
    enb-ID-shortmacro     BIT STRING (SIZE(18)),
    enb-ID-longmacro      BIT STRING (SIZE(21)),
    choice-extension      ProtocolIE-Single-Container { {ENB-ID-Choice-ExtIEs} }
}

ENB-ID-Choice-ExtIEs XNAP-PROTOCOL-IES ::= {
    ...
}

GlobalNG-RANCell-ID ::= SEQUENCE {
    plmn-id          PLMN-Identity,
    ng-RAN-Cell-id   NG-RAN-Cell-Identity,
    iE-Extensions    ProtocolExtensionContainer { {GlobalNG-RANCell-ID-ExtIEs} } OPTIONAL,
    ...
}

GlobalNG-RANCell-ID-ExtIEs XNAP-PROTOCOL-EXTENSION ::= {
    ...
}

GlobalNG-RANNode-ID ::= CHOICE {
    gNB                GlobalgNB-ID,
    ng-eNB              GlobalngNB-ID,
    choice-extension    ProtocolIE-Single-Container { {GlobalNG-RANNode-ID-ExtIEs} }
}

GlobalNG-RANNode-ID-ExtIEs XNAP-PROTOCOL-IES ::= {
    ...
}

GTP-TEID ::= OCTET STRING (SIZE(4))

GTPtunnelTransportLayerInformation ::= SEQUENCE {
    tnl-address         TransportLayerAddress,

```

```

    gtp-teid          GTP-TEID,
    iE-Extensions    ProtocolExtensionContainer { {GTPtunnelTransportLayerInformation-ExtIEs} } OPTIONAL,
    ...
}

GTPtunnelTransportLayerInformation-ExtIEs XNAP-PROTOCOL-EXTENSION ::= {
    ...
}

GUAMI ::= SEQUENCE {
    plmn-ID          PLMN-Identity,
    amf-region-id   BIT STRING (SIZE (8)),
    amf-set-id      BIT STRING (SIZE (10)),
    amf-pointer     BIT STRING (SIZE (6)),
    iE-Extensions   ProtocolExtensionContainer { {GUAMI-ExtIEs} } OPTIONAL,
    ...
}

GUAMI-ExtIEs XNAP-PROTOCOL-EXTENSION ::= {
    ...
}

-- H

-- I

I-RNTI ::= CHOICE {
    i-RNTI-full     BIT STRING (SIZE(40)),
    i-RNTI-short    BIT STRING (SIZE(24)),
    choice-extension ProtocolIE-Single-Container { {I-RNTI-ExtIEs} }
}

I-RNTI-ExtIEs XNAP-PROTOCOL-IES ::= {
    ...
}

-- J

-- K

-- L

LastVisitedCell-Item ::= CHOICE {
    nG-RAN-Cell      LastVisitedNGRANCellInformation,
    e-UTRAN-Cell     LastVisitedEUTRANCellInformation,
    uTRAN-Cell       LastVisitedUTRANCellInformation,
    gERAN-Cell       LastVisitedGERANCellInformation,
}

```

```

    choice-extension          ProtocolIE-Single-Container { { LastVisitedCell-Item-ExtIEs } }
}

LastVisitedCell-Item-ExtIEs XNAP-PROTOCOL-IES ::= {
    ...
}

LastVisitedEUTRANCellInformation ::= OCTET STRING

LastVisitedGERANCellInformation ::= OCTET STRING

LastVisitedNGRANCellInformation ::= OCTET STRING

LastVisitedUTRANCellInformation ::= OCTET STRING

LCID ::= INTEGER (1..32, ...)

ListOfCells ::= SEQUENCE (SIZE(1..maxnoofCellsinAoI)) OF CellsinAoI-Item

CellsinAoI-Item ::= SEQUENCE {
    pLMN-Identity          PLMN-Identity,
    ng-ran-cell-id        NG-RAN-Cell-Identity,
    iE-Extensions         ProtocolExtensionContainer { {CellsinAoI-Item-ExtIEs} } OPTIONAL,
    ...
}

CellsinAoI-Item-ExtIEs XNAP-PROTOCOL-EXTENSION ::= {
    ...
}

ListOfRANNodesinAoI ::= SEQUENCE (SIZE(1.. maxnoofRANNodesinAoI)) OF GlobalNG-RANNodesinAoI-Item

GlobalNG-RANNodesinAoI-Item ::= SEQUENCE {
    global-NG-RAN-Node-ID      GlobalNG-RANNode-ID,
    iE-Extensions             ProtocolExtensionContainer { {GlobalNG-RANNodesinAoI-Item-ExtIEs} } OPTIONAL,
    ...
}

GlobalNG-RANNodesinAoI-Item-ExtIEs XNAP-PROTOCOL-EXTENSION ::= {
    ...
}

ListOfTAIsinAoI ::= SEQUENCE (SIZE(1..maxnoofTAIsinAoI)) OF TAIsinAoI-Item

TAIsinAoI-Item ::= SEQUENCE {
    pLMN-Identity          PLMN-Identity,
    tAC                   TAC,
    iE-Extensions         ProtocolExtensionContainer { {TAIsinAoI-Item-ExtIEs} } OPTIONAL,
    ...
}

```

```
}
TAIsinAoI-Item-ExtIEs XNAP-PROTOCOL-EXTENSION ::= {
  ...
}
LocationInformationSNReporting ::= ENUMERATED {
  pSCell,
  ...
}
LocationReportingInformation ::= SEQUENCE {
  eventType           EventType,
  reportArea         ReportArea,
  areaOfInterest     AreaOfInterestInformation OPTIONAL,
  iE-Extensions      ProtocolExtensionContainer { {LocationReportingInformation-ExtIEs} } OPTIONAL,
  ...
}
LocationReportingInformation-ExtIEs XNAP-PROTOCOL-EXTENSION ::= {
  ...
}

LowerLayerPresenceStatusChange ::= ENUMERATED {
  release-lower-layers,
  re-establish-lower-layers,
  ...
}

-- M

MAC-I ::= BIT STRING (SIZE(16))

MaskedIMEISV ::= BIT STRING (SIZE(64))

MaximumDataBurstVolume ::= INTEGER (0..4095, ...)

MaximumIPDatarate ::= SEQUENCE {
  maxIPrate-UL           MaxIPrate,
  iE-Extensions         ProtocolExtensionContainer { {MaximumIPDatarate-ExtIEs} } OPTIONAL,
  ...
}
MaximumIPDatarate-ExtIEs XNAP-PROTOCOL-EXTENSION ::= {
  { ID id-MaxIPrate-DL CRITICALITY ignore EXTENSION MaxIPrate PRESENCE optional},
  ...
}
```

```

MaxIPrate ::= ENUMERATED {
    bitrate64kbs,
    max-UErate,
    ...
}

MBSFNControlRegionLength ::= INTEGER (0..3)

MBSFNSubframeAllocation-E-UTRA ::= CHOICE {
    oneframe          BIT STRING (SIZE(6)),
    fourframes       BIT STRING (SIZE(24)),
    choice-extension  ProtocolIE-Single-Container { {MBSFNSubframeAllocation-E-UTRA-ExtIEs} }
}

MBSFNSubframeAllocation-E-UTRA-ExtIEs XNAP-PROTOCOL-IES ::= {
    ...
}

MBSFNSubframeInfo-E-UTRA ::= SEQUENCE (SIZE(1..maxnoofMBSFNEUTRA)) OF MBSFNSubframeInfo-E-UTRA-Item

MBSFNSubframeInfo-E-UTRA-Item ::= SEQUENCE {
    radioframeAllocationPeriod    ENUMERATED{n1,n2,n4,n8,n16,n32,...},
    radioframeAllocationOffset    INTEGER (0..7, ...),
    subframeAllocation            MBSFNSubframeAllocation-E-UTRA,
    iE-Extensions                 ProtocolExtensionContainer { {MBSFNSubframeInfo-E-UTRA-Item-ExtIEs} } OPTIONAL,
    ...
}

MBSFNSubframeInfo-E-UTRA-Item-ExtIEs XNAP-PROTOCOL-EXTENSION ::= {
    ...
}

MobilityRestrictionList ::= SEQUENCE {
    serving-PLMN                PLMN-Identity,
    equivalent-PLMNs            SEQUENCE (SIZE(1..maxnoofEPLMNs)) OF PLMN-Identity        OPTIONAL,
    rat-Restrictions            RAT-RestrictionsList        OPTIONAL,
    forbiddenAreaInformation    ForbiddenAreaList        OPTIONAL,
    serviceAreaInformation      ServiceAreaList            OPTIONAL,
    iE-Extensions              ProtocolExtensionContainer { {MobilityRestrictionList-ExtIEs} }    OPTIONAL,
    ...
}

MobilityRestrictionList-ExtIEs XNAP-PROTOCOL-EXTENSION ::= {
    { ID id-LastE-UTRANPLMNIdentity          CRITICALITY ignore  EXTENSION PLMN-Identity        PRESENCE optional    },
    ...
}

RAT-RestrictionsList ::= SEQUENCE (SIZE(1..maxnoofPLMNs)) OF RAT-RestrictionsItem

```

```

RAT-RestrictionsItem ::= SEQUENCE {
    plmn-Identity          PLMN-Identity,
    rat-RestrictionInformation  RAT-RestrictionInformation,
    iE-Extensions          ProtocolExtensionContainer { {RAT-RestrictionsItem-ExtIEs} } OPTIONAL,
    ...
}

RAT-RestrictionsItem-ExtIEs XNAP-PROTOCOL-EXTENSION ::= {
    ...
}

RAT-RestrictionInformation ::= BIT STRING {e-UTRA (0),nr (1)} (SIZE(8, ...))

ForbiddenAreaList ::= SEQUENCE (SIZE(1..maxnoofPLMNs)) OF ForbiddenAreaItem

ForbiddenAreaItem ::= SEQUENCE {
    plmn-Identity          PLMN-Identity,
    forbidden-TACs        SEQUENCE (SIZE(1..maxnoofForbiddenTACs)) OF TAC,
    iE-Extensions          ProtocolExtensionContainer { {ForbiddenAreaItem-ExtIEs} } OPTIONAL,
    ...
}

ForbiddenAreaItem-ExtIEs XNAP-PROTOCOL-EXTENSION ::= {
    ...
}

ServiceAreaList ::= SEQUENCE (SIZE(1..maxnoofPLMNs)) OF ServiceAreaItem

ServiceAreaItem ::= SEQUENCE {
    plmn-Identity          PLMN-Identity,
    allowed-TACs-ServiceArea  SEQUENCE (SIZE(1..maxnoofAllowedAreas)) OF TAC,
    not-allowed-TACs-ServiceArea SEQUENCE (SIZE(1..maxnoofAllowedAreas)) OF TAC,
    iE-Extensions          ProtocolExtensionContainer { {ServiceAreaItem-ExtIEs} } OPTIONAL,
    ...
}

ServiceAreaItem-ExtIEs XNAP-PROTOCOL-EXTENSION ::= {
    ...
}

MR-DC-ResourceCoordinationInfo ::= SEQUENCE {
    ng-RAN-Node-ResourceCoordinationInfo  NG-RAN-Node-ResourceCoordinationInfo,
    iE-Extension                             ProtocolExtensionContainer { {MR-DC-ResourceCoordinationInfo-ExtIEs} } OPTIONAL,
    ...
}

MR-DC-ResourceCoordinationInfo-ExtIEs XNAP-PROTOCOL-EXTENSION ::= {

```

```

...
}
NG-RAN-Node-ResourceCoordinationInfo ::= CHOICE {
    eutra-resource-coordination-info          E-UTRA-ResourceCoordinationInfo,
    nr-resource-coordination-info             NR-ResourceCoordinationInfo
}
E-UTRA-ResourceCoordinationInfo ::= SEQUENCE {
    e-utra-cell                               E-UTRA-CGI,
    ul-coordination-info                     BIT STRING (SIZE (6..4400)),
    dl-coordination-info                     BIT STRING (SIZE (6..4400)) OPTIONAL,
    nr-cell                                   NR-CGI OPTIONAL,
    e-utra-coordination-assistance-info      E-UTRA-CoordinationAssistanceInfo OPTIONAL,
    iE-Extension                             ProtocolExtensionContainer { {E-UTRA-ResourceCoordinationInfo-ExtIEs} } OPTIONAL,
    ...
}
E-UTRA-ResourceCoordinationInfo-ExtIEs XNAP-PROTOCOL-EXTENSION ::= {
    ...
}
E-UTRA-CoordinationAssistanceInfo ::= ENUMERATED {coordination-not-required, ...}
NR-ResourceCoordinationInfo ::= SEQUENCE {
    nr-cell                                   NR-CGI,
    ul-coordination-info                     BIT STRING (SIZE (6..4400)),
    dl-coordination-info                     BIT STRING (SIZE (6..4400)) OPTIONAL,
    e-utra-cell                               E-UTRA-CGI OPTIONAL,
    nr-coordination-assistance-info          NR-CoordinationAssistanceInfo OPTIONAL,
    iE-Extension                             ProtocolExtensionContainer { {NR-ResourceCoordinationInfo-ExtIEs} } OPTIONAL,
    ...
}
NR-ResourceCoordinationInfo-ExtIEs XNAP-PROTOCOL-EXTENSION ::= {
    ...
}
NR-CoordinationAssistanceInfo ::= ENUMERATED {coordination-not-required, ...}
-- N
NeighbourInformation-E-UTRA ::= SEQUENCE (SIZE(1..maxnoofNeighbours)) OF NeighbourInformation-E-UTRA-Item
NeighbourInformation-E-UTRA-Item ::= SEQUENCE {
    e-utra-pci                               E-UTRAPCI,
    e-utra-cgi                               E-UTRA-CGI,
    earfcn                                    E-UTRAARFCN,
    tac                                       TAC,
    ranac                                     RANAC OPTIONAL,
    iE-Extensions                           ProtocolExtensionContainer { {NeighbourInformation-E-UTRA-Item-ExtIEs} } OPTIONAL,
    ...
}

```

```

}
NeighbourInformation-E-UTRA-Item-ExtIEs XNAP-PROTOCOL-EXTENSION ::= {
  ...
}

NeighbourInformation-NR ::= SEQUENCE (SIZE(1..maxnoofNeighbours)) OF NeighbourInformation-NR-Item

NeighbourInformation-NR-Item ::= SEQUENCE {
  nr-PCI                NRPCI,
  nr-cgi                NR-CGI,
  tac                  TAC,
  ranac                RANAC                                OPTIONAL,
  nr-mode-info         NeighbourInformation-NR-ModeInfo,
  connectivitySupport  Connectivity-Support,
  measurementTimingConfiguration OCTET STRING,
  iE-Extensions        ProtocolExtensionContainer { {NeighbourInformation-NR-Item-ExtIEs} } OPTIONAL,
  ...
}

NeighbourInformation-NR-Item-ExtIEs XNAP-PROTOCOL-EXTENSION ::= {
  ...
}

NeighbourInformation-NR-ModeInfo ::= CHOICE {
  fdd-info              NeighbourInformation-NR-ModeFDDInfo,
  tdd-info              NeighbourInformation-NR-ModeTDDInfo,
  choice-extension     ProtocolIE-Single-Container { {NeighbourInformation-NR-ModeInfo-ExtIEs} }
}

NeighbourInformation-NR-ModeInfo-ExtIEs XNAP-PROTOCOL-IES ::= {
  ...
}

NeighbourInformation-NR-ModeFDDInfo ::= SEQUENCE {
  ul-NR-FreqInfo       NRFrequencyInfo,
  dl-NR-FeqInfo        NRFrequencyInfo,
  ie-Extensions        ProtocolExtensionContainer { {NeighbourInformation-NR-ModeFDDInfo-ExtIEs} } OPTIONAL,
  ...
}

NeighbourInformation-NR-ModeFDDInfo-ExtIEs XNAP-PROTOCOL-EXTENSION ::= {
  ...
}

NeighbourInformation-NR-ModeTDDInfo ::= SEQUENCE {
  nr-FreqInfo          NRFrequencyInfo,
  ie-Extensions        ProtocolExtensionContainer { {NeighbourInformation-NR-ModeTDDInfo-ExtIEs} } OPTIONAL,
  ...
}

```



```

NeighbourInformation-NR-ModeTDDInfo-ExtIEs XNAP-PROTOCOL-EXTENSION ::= {
  ...
}

NG-RAN-Cell-Identity ::= CHOICE {
  nr          NR-Cell-Identity,
  e-utra      E-UTRA-Cell-Identity,
  choice-extension  ProtocolIE-Single-Container { {NG-RAN-Cell-Identity-ExtIEs} }
}

NG-RAN-Cell-Identity-ExtIEs XNAP-PROTOCOL-IES ::= {
  ...
}

NG-RAN-CellPCI ::= CHOICE {
  nr          NRPCI,
  e-utra      E-UTRAPCI,
  choice-extension  ProtocolIE-Single-Container { {NG-RAN-CellPCI-ExtIEs} }
}

NG-RAN-CellPCI-ExtIEs XNAP-PROTOCOL-IES ::= {
  ...
}

NG-RANnodeUEXnAPID ::= INTEGER (0.. 4294967295)

NonDynamic5QIDescriptor ::= SEQUENCE {
  fiveQI          FiveQI,
  priorityLevelQoS  PriorityLevelQoS OPTIONAL,
  averagingWindow  AveragingWindow  OPTIONAL,
  maximumDataBurstVolume  MaximumDataBurstVolume  OPTIONAL,
  iE-Extension     ProtocolExtensionContainer { {NonDynamic5QIDescriptor-ExtIEs} } OPTIONAL,
  ...
}

NonDynamic5QIDescriptor-ExtIEs XNAP-PROTOCOL-EXTENSION ::= {
  ...
}

NRARFCN ::= INTEGER (0.. maxNRARFCN)

NR-Cell-Identity ::= BIT STRING (SIZE (36))

NG-RAN-Cell-Identity-ListinRANPagingArea ::= SEQUENCE (SIZE (1..maxnoofCellsinRNA)) OF NG-RAN-Cell-Identity

```

```

NR-CGI ::= SEQUENCE {
    plmn-id          PLMN-Identity,
    nr-CI            NR-Cell-Identity,
    iE-Extension     ProtocolExtensionContainer { {NR-CGI-ExtIEs} } OPTIONAL,
    ...
}

NR-CGI-ExtIEs XNAP-PROTOCOL-EXTENSION ::= {
    ...
}

NRFrequencyBand ::= INTEGER (1..1024, ...)

NRFrequencyBand-List ::= SEQUENCE (SIZE(1..maxnoofNRCellBands)) OF NRFrequencyBandItem

NRFrequencyBandItem ::= SEQUENCE {
    nr-frequency-band      NRFrequencyBand,
    supported-SUL-Band-List SupportedSULBandList OPTIONAL,
    iE-Extension           ProtocolExtensionContainer { {NRFrequencyBandItem-ExtIEs} } OPTIONAL,
    ...
}

NRFrequencyBandItem-ExtIEs XNAP-PROTOCOL-EXTENSION ::= {
    ...
}

NRFrequencyInfo ::= SEQUENCE {
    nrARFCN            NRARFCN,
    sul-information    SUL-Information OPTIONAL,
    frequencyBand-List NRFrequencyBand-List,
    iE-Extension       ProtocolExtensionContainer { {NRFrequencyInfo-ExtIEs} } OPTIONAL,
    ...
}

NRFrequencyInfo-ExtIEs XNAP-PROTOCOL-EXTENSION ::= {
    ...
}

NRModeInfo ::= CHOICE {
    fdd                NRModeInfoFDD,
    tdd                NRModeInfoTDD,
    choice-extension    ProtocolIE-Single-Container { {NRModeInfo-ExtIEs} }
}

NRModeInfo-ExtIEs XNAP-PROTOCOL-IES ::= {
    ...
}

NRModeInfoFDD ::= SEQUENCE {

```

```
    ulNRFrequencyInfo      NRFrequencyInfo,
    dlNRFrequencyInfo      NRFrequencyInfo,
    ulNRTransmissionBandwidth NRTransmissionBandwidth,
    dlNRTransmissionBandwidth NRTransmissionBandwidth,
    iE-Extension           ProtocolExtensionContainer { {NRModeInfoFDD-ExtIEs} } OPTIONAL,
    ...
}

NRModeInfoFDD-ExtIEs XNAP-PROTOCOL-EXTENSION ::= {
    ...
}

NRModeInfoTDD ::= SEQUENCE {
    nrFrequencyInfo      NRFrequencyInfo,
    nrTransmissionBandwidth NRTransmissionBandwidth,
    iE-Extension         ProtocolExtensionContainer { {NRModeInfoTDD-ExtIEs} } OPTIONAL,
    ...
}

NRModeInfoTDD-ExtIEs XNAP-PROTOCOL-EXTENSION ::= {
    ...
}

NRNRB ::= ENUMERATED { nrb11, nrb18, nrb24, nrb25, nrb31, nrb32, nrb38, nrb51, nrb52, nrb65, nrb66, nrb78, nrb79, nrb93, nrb106, nrb107, nrb121,
nrb132, nrb133, nrb135, nrb160, nrb162, nrb189, nrb216, nrb217, nrb245, nrb264, nrb270, nrb273, ...}

NRPCI ::= INTEGER (0..1007, ...)

NRSCS ::= ENUMERATED { scs15, scs30, scs60, scs120, ...}

NRTransmissionBandwidth ::= SEQUENCE {
    nRSCS NRSCS,
    nRNRB NRNRB,
    iE-Extensions ProtocolExtensionContainer { {NRTransmissionBandwidth-ExtIEs} } OPTIONAL,
    ...
}

NRTransmissionBandwidth-ExtIEs XNAP-PROTOCOL-EXTENSION ::= {
    ...
}

NumberOfAntennaPorts-E-UTRA ::= ENUMERATED {an1, an2, an4, ...}

-- O

-- P
```

```
PacketDelayBudget ::= INTEGER (0..1023, ...)

PacketErrorRate ::= SEQUENCE {
    pER-Scalar          PER-Scalar,
    pER-Exponent        PER-Exponent,
    iE-Extensions      ProtocolExtensionContainer { {PacketErrorRate-ExtIEs} } OPTIONAL,
    ...
}

PacketErrorRate-ExtIEs XNAP-PROTOCOL-EXTENSION ::= {
    ...
}

PER-Scalar ::= INTEGER (0..9, ...)

PER-Exponent ::= INTEGER (0..9, ...)

PacketLossRate ::= INTEGER (0..1000, ...)

PagingDRX ::= ENUMERATED {
    v32,
    v64,
    v128,
    v256,
    ...
}

PagingPriority ::= ENUMERATED {
    priolevel1,
    priolevel2,
    priolevel3,
    priolevel4,
    priolevel5,
    priolevel6,
    priolevel7,
    priolevel8,
    ...
}

PDCPChangeIndication ::= CHOICE {
    from-S-NG-RAN-node      ENUMERATED {s-ng-ran-node-key-update-required, pdcp-data-recovery-required, ...},
    from-M-NG-RAN-node      ENUMERATED {pdcp-data-recovery-required, ...},
    choice-extension        ProtocolIE-Single-Container { {PDCPChangeIndication-ExtIEs} }
}

PDCPChangeIndication-ExtIEs XNAP-PROTOCOL-IES ::= {
    ...
}
```

```

PDCPDuplicationConfiguration ::= ENUMERATED {
    configured,
    de-configured,
    ...
}

PDCPSNLength ::= SEQUENCE {
    ulPDCPSNLength      ENUMERATED {v12bits, v18bits, ...},
    dlPDCPSNLength      ENUMERATED {v12bits, v18bits, ...},
    iE-Extension        ProtocolExtensionContainer { {PDCPSNLength-ExtIEs} }      OPTIONAL,
    ...
}

PDCPSNLength-ExtIEs XNAP-PROTOCOL-EXTENSION ::= {
    ...
}

PDUSessionAggregateMaximumBitRate ::= SEQUENCE {
    downlink-session-AMBR      BitRate,
    uplink-session-AMBR        BitRate,
    iE-Extensions              ProtocolExtensionContainer { {PDUSessionAggregateMaximumBitRate-ExtIEs} }  OPTIONAL,
    ...
}

PDUSessionAggregateMaximumBitRate-ExtIEs XNAP-PROTOCOL-EXTENSION ::= {
    ...
}

PDUSession-List ::= SEQUENCE (SIZE (1.. maxnoofPDUSessions)) OF PDUSession-ID

PDUSession-List-withCause ::= SEQUENCE (SIZE (1.. maxnoofPDUSessions)) OF PDUSession-List-withCause-Item

PDUSession-List-withCause-Item ::= SEQUENCE {
    pduSessionId      PDUSession-ID,
    cause              Cause          OPTIONAL,
    iE-Extension       ProtocolExtensionContainer { {PDUSession-List-withCause-Item-ExtIEs} }  OPTIONAL,
    ...
}

PDUSession-List-withCause-Item-ExtIEs XNAP-PROTOCOL-EXTENSION ::= {
    ...
}

PDUSession-List-withDataForwardingFromTarget ::= SEQUENCE (SIZE (1.. maxnoofPDUSessions)) OF
    PDUSession-List-withDataForwardingFromTarget-Item

PDUSession-List-withDataForwardingFromTarget-Item ::= SEQUENCE {

```

```

    pduSessionId                PDUSession-ID,
    dataforwardinginfoTarget     DataForwardingInfoFromTargetNGRANnode,
    iE-Extension                 ProtocolExtensionContainer { {PDUSession-List-withDataForwardingFromTarget-Item-ExtIEs} } OPTIONAL,
    ...
}

PDUSession-List-withDataForwardingFromTarget-Item-ExtIEs XNAP-PROTOCOL-EXTENSION ::= {
    ...
}

PDUSession-List-withDataForwardingRequest ::= SEQUENCE (SIZE (1..maxnoofPDUSessions)) OF
    PDUSession-List-withDataForwardingRequest-Item

PDUSession-List-withDataForwardingRequest-Item ::= SEQUENCE {
    pduSessionId                PDUSession-ID,
    dataforwardingInfofromSource DataforwardingandOffloadingInfofromSource,
    dRBtoBeReleasedList         DRBToQoSFlowMapping-List OPTIONAL,
    iE-Extension                 ProtocolExtensionContainer { {PDUSession-List-withDataForwardingRequest-Item-ExtIEs} } OPTIONAL,
    ...
}

PDUSession-List-withDataForwardingRequest-Item-ExtIEs XNAP-PROTOCOL-EXTENSION ::= {
    ...
}

-- *****
--
-- PDU Session related message level IEs BEGIN
--
-- *****

-- *****
--
-- PDU Session Resources Admitted List
--
-- *****

PDUSessionResourcesAdmitted-List ::= SEQUENCE (SIZE(1..maxnoofPDUSessions)) OF PDUSessionResourcesAdmitted-Item

PDUSessionResourcesAdmitted-Item ::= SEQUENCE {
    pduSessionId                PDUSession-ID,
    pduSessionResourceAdmittedInfo PDUSessionResourceAdmittedInfo,
    iE-Extensions                ProtocolExtensionContainer { {PDUSessionResourcesAdmitted-Item-ExtIEs} } OPTIONAL,
    ...
}

PDUSessionResourcesAdmitted-Item-ExtIEs XNAP-PROTOCOL-EXTENSION ::= {
    ...
}

```

```

PDUSessionResourceAdmittedInfo ::= SEQUENCE {
    dL-NG-U-TNL-Information-Unchanged    ENUMERATED {true, ...}                OPTIONAL,
    qosFlowsAdmitted-List                QoSFlowsAdmitted-List,
    qosFlowsNotAdmitted-List            QoSFlows-List-withCause            OPTIONAL,
    dataForwardingInfoFromTarget        DataForwardingInfoFromTargetNGranNode  OPTIONAL,
    iE-Extensions                        ProtocolExtensionContainer { {PDUSessionResourceAdmittedInfo-ExtIEs} }  OPTIONAL,
    ...
}

PDUSessionResourceAdmittedInfo-ExtIEs XNAP-PROTOCOL-EXTENSION ::= {
    ID id-SecondarydataForwardingInfoFromTarget-List  CRITICALITY ignore  EXTENSION SecondarydataForwardingInfoFromTarget-List PRESENCE optional},
    ...
}

-- *****
--
-- PDU Session Resources Not Admitted List
--
-- *****

PDUSessionResourcesNotAdmitted-List ::= SEQUENCE (SIZE (1..maxnoofPDUSessions)) OF PDUSessionResourcesNotAdmitted-Item

PDUSessionResourcesNotAdmitted-Item ::= SEQUENCE {
    pduSessionId                PDUSession-ID,
    cause                        Cause                OPTIONAL,
    iE-Extension                ProtocolExtensionContainer { {PDUSessionResourcesNotAdmitted-Item-Item-ExtIEs} }  OPTIONAL,
    ...
}

PDUSessionResourcesNotAdmitted-Item-Item-ExtIEs XNAP-PROTOCOL-EXTENSION ::= {
    ...
}

-- *****
--
-- PDU Session Resources To Be Setup List
--
-- *****

PDUSessionResourcesToBeSetup-List ::= SEQUENCE (SIZE(1..maxnoofPDUSessions)) OF PDUSessionResourcesToBeSetup-Item

PDUSessionResourcesToBeSetup-Item ::= SEQUENCE {
    pduSessionId                PDUSession-ID,
    s-NSSAI                      S-NSSAI,
    pduSessionAMBR              PDUSessionAggregateMaximumBitRate            OPTIONAL,
    uL-NG-U-TNLatUPF            UPTransportLayerInformation,
    source-DL-NG-U-TNL-Information  UPTransportLayerInformation            OPTIONAL,
    securityIndication          SecurityIndication                        OPTIONAL,
}

```

```

    pduSessionType                PDUSessionType,
    pduSessionNetworkInstance     PDUSessionNetworkInstance           OPTIONAL,
    qosFlowsToBeSetup-List        QoSFlowsToBeSetup-List,
    dataforwardinginfofromSource  DataforwardingandOffloadingInfofromSource   OPTIONAL,
    iE-Extensions                 ProtocolExtensionContainer { {PDUSessionResourcesToBeSetup-Item-ExtIEs} } OPTIONAL,
    ...
}

PDUSessionResourcesToBeSetup-Item-ExtIEs XNAP-PROTOCOL-EXTENSION ::= {
{ ID id-Additional-UL-NG-U-TNLatUPF-List    CRITICALITY ignore  EXTENSION Additional-UL-NG-U-TNLatUPF-List    PRESENCE optional},
    ...
}

-- *****
--
-- PDU Session Resource Setup Info - SN terminated
--
-- *****

PDUSessionResourceSetupInfo-SNterminated ::= SEQUENCE {
    uL-NG-U-TNLatUPF                UPTransportLayerInformation,
    pduSessionType                  PDUSessionType,
    pduSessionNetworkInstance        PDUSessionNetworkInstance           OPTIONAL,
    qosFlowsToBeSetup-List           QoSFlowsToBeSetup-List-Setup-SNterminated,
    dataforwardinginfofromSource     DataforwardingandOffloadingInfofromSource   OPTIONAL,
    securityIndication              SecurityIndication                   OPTIONAL,
    iE-Extensions                   ProtocolExtensionContainer { {PDUSessionResourceSetupInfo-SNterminated-ExtIEs} } OPTIONAL,
    ...
}

PDUSessionResourceSetupInfo-SNterminated-ExtIEs XNAP-PROTOCOL-EXTENSION ::= {
    { ID id-SecurityResult            CRITICALITY reject  EXTENSION SecurityResult            PRESENCE optional},
    ...
}

QoSFlowsToBeSetup-List-Setup-SNterminated ::= SEQUENCE (SIZE(1..maxnoofQoSFlows)) OF QoSFlowsToBeSetup-List-Setup-SNterminated-Item

QoSFlowsToBeSetup-List-Setup-SNterminated-Item ::= SEQUENCE {
    qfi                              QoSFlowIdentifier,
    qosFlowLevelQoSParameters        QoSFlowLevelQoSParameters,
    offeredGBRQoSFlowInfo           GBRQoSFlowInfo                   OPTIONAL,
    iE-Extensions                   ProtocolExtensionContainer { {QoSFlowsToBeSetup-List-Setup-SNterminated-Item-ExtIEs} } OPTIONAL,
    ...
}

QoSFlowsToBeSetup-List-Setup-SNterminated-Item-ExtIEs XNAP-PROTOCOL-EXTENSION ::= {
    ...
}

-- *****
--
-- PDU Session Resource Setup Response Info - SN terminated

```



```

--
-- *****
PDUSessionResourceSetupResponseInfo-SNterminated ::= SEQUENCE {
  dL-NG-U-TNLatNG-RAN          UPTransportLayerInformation,
  dRBsToBeSetup                 DRBsToBeSetupList-SetupResponse-SNterminated,
  dataforwardinginfoTarget     DataForwardingInfoFromTargetNGRANnode      OPTIONAL,
  qosFlowsNotAdmittedList      QoSFlows-List-withCause                OPTIONAL,
  securityResult               SecurityResult                            OPTIONAL,
  iE-Extensions                ProtocolExtensionContainer { {PDUSessionResourceSetupResponseInfo-SNterminated-ExtIEs} }  OPTIONAL,
  ...
}

PDUSessionResourceSetupResponseInfo-SNterminated-ExtIEs XNAP-PROTOCOL-EXTENSION ::= {
  ...
}

DRBsToBeSetupList-SetupResponse-SNterminated ::= SEQUENCE (SIZE(1..maxnoofDRBs)) OF DRBsToBeSetupList-SetupResponse-SNterminated-Item

DRBsToBeSetupList-SetupResponse-SNterminated-Item ::= SEQUENCE {
  drb-ID                       DRB-ID,
  sN-UL-PDCP-UP-TNLInfo        UPTransportParameters,
  dRB-QoS                       QoSFlowLevelQoSParameters,
  pDCP-SNLength                PDCPSNLength                            OPTIONAL,
  rLC-Mode                     RLCMode,
  uL-Configuration             ULConfiguration                            OPTIONAL,
  secondary-SN-UL-PDCP-UP-TNLInfo UPTransportParameters                            OPTIONAL,
  duplicationActivation         DuplicationActivation                            OPTIONAL,
  qosFlowsMappedtoDRB-SetupResponse-SNterminated QoSFlowsMappedtoDRB-SetupResponse-SNterminated,
  iE-Extensions                ProtocolExtensionContainer { {DRBsToBeSetupList-SetupResponse-SNterminated-Item-ExtIEs} }  OPTIONAL,
  ...
}

DRBsToBeSetupList-SetupResponse-SNterminated-Item-ExtIEs XNAP-PROTOCOL-EXTENSION ::= {
  ...
}

QoSFlowsMappedtoDRB-SetupResponse-SNterminated ::= SEQUENCE (SIZE(1..maxnoofQoSFlows)) OF
                                                    QoSFlowsMappedtoDRB-SetupResponse-SNterminated-Item

QoSFlowsMappedtoDRB-SetupResponse-SNterminated-Item ::= SEQUENCE {
  qosFlowIdentifier            QoSFlowIdentifier,
  mCGRequestedGBRQoSFlowInfo  GBRQoSFlowInfo                            OPTIONAL,
  qosFlowMappingIndication     QoSFlowMappingIndication                            OPTIONAL,
  iE-Extensions                ProtocolExtensionContainer { {QoSFlowsMappedtoDRB-SetupResponse-SNterminated-Item-ExtIEs} }  OPTIONAL,
  ...
}

QoSFlowsMappedtoDRB-SetupResponse-SNterminated-Item-ExtIEs XNAP-PROTOCOL-EXTENSION ::= {
  ...
}

```

```

-- *****
--
-- PDU Session Resource Setup Info - MN terminated
--
-- *****

PDUSessionResourceSetupInfo-MNterminated ::= SEQUENCE {
    pduSessionType          PDUSessionType,
    drBsToBeSetup           DRBsToBeSetupList-Setup-MNterminated,
    iE-Extensions           ProtocolExtensionContainer { {PDUSessionResourceSetupInfo-MNterminated-ExtIEs} } OPTIONAL,
    ...
}

PDUSessionResourceSetupInfo-MNterminated-ExtIEs XNAP-PROTOCOL-EXTENSION ::= {
    ...
}

DRBsToBeSetupList-Setup-MNterminated ::= SEQUENCE (SIZE(1..maxnoofDRBs)) OF DRBsToBeSetupList-Setup-MNterminated-Item

DRBsToBeSetupList-Setup-MNterminated-Item ::= SEQUENCE {
    drb-ID                  DRB-ID,
    mN-UL-PDCP-UP-TNLInfo  UPTransportParameters,
    rLC-Mode                RLCMode,
    uL-Configuration       ULConfiguration OPTIONAL,
    drB-QoS                 QoSFlowLevelQoSParameters,
    pDCP-SNLength          PDCPSNLength OPTIONAL,
    secondary-MN-UL-PDCP-UP-TNLInfo UPTransportParameters OPTIONAL,
    duplicationActivation   DuplicationActivation OPTIONAL,
    qoSFlowsMappedtoDRB-Setup-MNterminated QoSFlowsMappedtoDRB-Setup-MNterminated,
    iE-Extensions          ProtocolExtensionContainer { {DRBsToBeSetupList-Setup-MNterminated-Item-ExtIEs} } OPTIONAL,
    ...
}

DRBsToBeSetupList-Setup-MNterminated-Item-ExtIEs XNAP-PROTOCOL-EXTENSION ::= {
    ...
}

QoSFlowsMappedtoDRB-Setup-MNterminated ::= SEQUENCE (SIZE(1..maxnoofQoSFlows)) OF QoSFlowsMappedtoDRB-Setup-MNterminated-Item

QoSFlowsMappedtoDRB-Setup-MNterminated-Item ::= SEQUENCE {
    qoSFlowIdentifier       QoSFlowIdentifier,
    qoSFlowLevelQoSParameters QoSFlowLevelQoSParameters,
    qosFlowMappingIndication QoSFlowMappingIndication OPTIONAL,
    iE-Extensions          ProtocolExtensionContainer { {QoSFlowsMappedtoDRB-Setup-MNterminated-Item-ExtIEs} } OPTIONAL,
    ...
}

QoSFlowsMappedtoDRB-Setup-MNterminated-Item-ExtIEs XNAP-PROTOCOL-EXTENSION ::= {
    ...
}

-- *****

```

```

--
-- PDU Session Resource Setup Response Info - MN terminated
--
-- *****

PDUSessionResourceSetupResponseInfo-MNterminated ::= SEQUENCE {
    drBsAdmittedList          DRBsAdmittedList-SetupResponse-MNterminated,
    iE-Extensions             ProtocolExtensionContainer { {PDUSessionResourceSetupResponseInfo-MNterminated-ExtIEs} } OPTIONAL,
    ...
}

PDUSessionResourceSetupResponseInfo-MNterminated-ExtIEs XNAP-PROTOCOL-EXTENSION ::= {
    ...
}

DRBsAdmittedList-SetupResponse-MNterminated ::= SEQUENCE (SIZE(1..maxnoofDRBs)) OF DRBsAdmittedList-SetupResponse-MNterminated-Item

DRBsAdmittedList-SetupResponse-MNterminated-Item ::= SEQUENCE {
    drb-ID                    DRB-ID,
    sN-DL-SCG-UP-TNLInfo     UPTransportParameters,
    secondary-SN-DL-SCG-UP-TNLInfo UPTransportParameters OPTIONAL,
    lCID                      LCID OPTIONAL,
    iE-Extensions            ProtocolExtensionContainer { {DRBsAdmittedList-SetupResponse-MNterminated-Item-ExtIEs} } OPTIONAL,
    ...
}

DRBsAdmittedList-SetupResponse-MNterminated-Item-ExtIEs XNAP-PROTOCOL-EXTENSION ::= {
    ...
}

-- *****
--
-- PDU Session Resource Modification Info - SN terminated
--
-- *****

PDUSessionResourceModificationInfo-SNterminated ::= SEQUENCE {
    uL-NG-U-TNLatUPF         UPTransportLayerInformation OPTIONAL,
    pduSessionNetworkInstance PDUSessionNetworkInstance OPTIONAL,
    qosFlowsToBeSetup-List   QoSFlowsToBeSetup-List-Setup-SNterminated OPTIONAL,
    dataforwardinginfofromSource DataforwardingandOffloadingInfofromSource OPTIONAL,
    qosFlowsToBeModified-List QoSFlowsToBeSetup-List-Modified-SNterminated OPTIONAL,
    qosFlowsToBeReleased-List QoSFlows-List-withCause OPTIONAL,
    drBsToBeModifiedList     DRBsToBeModified-List-Modified-SNterminated OPTIONAL,
    drBsToBeReleased         DRB-List-withCause OPTIONAL,
    iE-Extensions            ProtocolExtensionContainer { {PDUSessionResourceModificationInfo-SNterminated-ExtIEs} } OPTIONAL,
    ...
}

PDUSessionResourceModificationInfo-SNterminated-ExtIEs XNAP-PROTOCOL-EXTENSION ::= {
    ...
}

```

```

}

QoSFlowsToBeSetup-List-Modified-SNterminated ::= SEQUENCE (SIZE(1..maxnoofQoSFlows)) OF QoSFlowsToBeSetup-List-Modified-SNterminated-Item

QoSFlowsToBeSetup-List-Modified-SNterminated-Item ::= SEQUENCE {
    qfi                               QoSFlowIdentifier,
    qosFlowLevelQoSParameters         QoSFlowLevelQoSParameters           OPTIONAL,
    offeredGBRQoSFlowInfo             GBRQoSFlowInfo                   OPTIONAL,
    qosFlowMappingIndication          QoSFlowMappingIndication         OPTIONAL,
    iE-Extensions                     ProtocolExtensionContainer { {QoSFlowsToBeSetup-List-Modified-SNterminated-Item-ExtIEs} } OPTIONAL,
    ...
}

QoSFlowsToBeSetup-List-Modified-SNterminated-Item-ExtIEs XNAP-PROTOCOL-EXTENSION ::= {
    ...
}

DRBsToBeModified-List-Modified-SNterminated ::= SEQUENCE (SIZE(1..maxnoofDRBs)) OF DRBsToBeModified-List-Modified-SNterminated-Item

DRBsToBeModified-List-Modified-SNterminated-Item ::= SEQUENCE {
    drb-ID                           DRB-ID,
    mN-DL-PDCP-UP-TNLInfo             UPTransportParameters           OPTIONAL,
    secondary-MN-DL-PDCP-UP-TNLInfo   UPTransportParameters           OPTIONAL,
    lCID                               LCID                            OPTIONAL,
    rlc-status                         RLC-Status                      OPTIONAL,
    iE-Extensions                     ProtocolExtensionContainer { {DRBsToBeModified-List-Modified-SNterminated-Item-ExtIEs} } OPTIONAL,
    ...
}

DRBsToBeModified-List-Modified-SNterminated-Item-ExtIEs XNAP-PROTOCOL-EXTENSION ::= {
    ...
}

-- *****
--
-- PDU Session Resource Modification Response Info - SN terminated
--
-- *****

PDUSessionResourceModificationResponseInfo-SNterminated ::= SEQUENCE {
    dL-NG-U-TNLatNG-RAN              UPTransportLayerInformation,
    dRBsToBeSetup                     DRBsToBeSetupList-SetupResponse-SNterminated           OPTIONAL,
    dataforwardinginfoTarget           DataForwardingInfoFromTargetNGRANnode                 OPTIONAL,
    dRBsToBeModified                   DRBsToBeModifiedList-ModificationResponse-SNterminated OPTIONAL,
    dRBsToBeReleased                   DRB-List-withCause                                    OPTIONAL,
    dataforwardinginfofromSource       DataforwardingandOffloadingInfofromSource              OPTIONAL,
    qosFlowsNotAdmittedTBAdded         QoSFlows-List-withCause                               OPTIONAL,
    qosFlowsReleased                   QoSFlows-List-withCause                               OPTIONAL,
    iE-Extensions                     ProtocolExtensionContainer { {PDUSessionResourceModificationResponseInfo-SNterminated-ExtIEs} } OPTIONAL,
    ...
}

PDUSessionResourceModificationResponseInfo-SNterminated-ExtIEs XNAP-PROTOCOL-EXTENSION ::= {

```

```

}
...
}

DRBsToBeModifiedList-ModificationResponse-SNterminated ::= SEQUENCE (SIZE(1..maxnoofDRBs)) OF
                                                               DRBsToBeModifiedList-ModificationResponse-SNterminated-Item

DRBsToBeModifiedList-ModificationResponse-SNterminated-Item ::= SEQUENCE {
    drb-ID                               DRB-ID,
    sN-UL-PDCP-UP-TNLInfo                UPTransportParameters                OPTIONAL,
    dRB-QoS                               QoSFlowLevelQoSParameters            OPTIONAL,
    pDCP-SNLength                         PDCPSNLength                        OPTIONAL,
    qoSFlowsMappedtoDRB-SetupResponse-SNterminated QoSFlowsMappedtoDRB-SetupResponse-SNterminated OPTIONAL,
    iE-Extensions                         ProtocolExtensionContainer { {DRBsToBeModifiedList-ModificationResponse-SNterminated-Item-ExtIEs} } OPTIONAL,
    ...
}

DRBsToBeModifiedList-ModificationResponse-SNterminated-Item-ExtIEs XNAP-PROTOCOL-EXTENSION ::= {
    ...
}

-- *****
--
-- PDU Session Resource Modification Info - MN terminated
--
-- *****

PDUSessionResourceModificationInfo-MNterminated ::= SEQUENCE {
    pduSessionType                PDUSessionType,
    dRBsToBeSetup                 DRBsToBeSetupList-Setup-MNterminated        OPTIONAL,
    dRBsToBeModified              DRBsToBeModifiedList-Modification-MNterminated    OPTIONAL,
    dRBsToBeReleased              DRB-List-withCause                            OPTIONAL,
    iE-Extensions                 ProtocolExtensionContainer { {PDUSessionResourceModificationInfo-MNterminated-ExtIEs} } OPTIONAL,
    ...
}

PDUSessionResourceModificationInfo-MNterminated-ExtIEs XNAP-PROTOCOL-EXTENSION ::= {
    ...
}

DRBsToBeModifiedList-Modification-MNterminated ::= SEQUENCE (SIZE(1..maxnoofDRBs)) OF
                                                               DRBsToBeModifiedList-Modification-MNterminated-Item

DRBsToBeModifiedList-Modification-MNterminated-Item ::= SEQUENCE {
    drb-ID                               DRB-ID,
    mN-UL-PDCP-UP-TNLInfo            UPTransportParameters                OPTIONAL,
    dRB-QoS                           QoSFlowLevelQoSParameters            OPTIONAL,
    pDCP-SNLength                     PDCPSNLength                        OPTIONAL,
    secondary-MN-UL-PDCP-UP-TNLInfo  UPTransportParameters                OPTIONAL,
    uL-Configuration                 ULConfiguration                      OPTIONAL,
    pdcpDuplicationConfiguration     PDCPDuplicationConfiguration        OPTIONAL,
    duplicationActivation             DuplicationActivation                 OPTIONAL,
    qoSFlowsMappedtoDRB-Setup-MNterminated QoSFlowsMappedtoDRB-Setup-MNterminated OPTIONAL,

```

```

    iE-Extensions                ProtocolExtensionContainer { {DRBsToBeModifiedList-Modification-MNterminated-Item-ExtIEs} } OPTIONAL,
    ...
}

DRBsToBeModifiedList-Modification-MNterminated-Item-ExtIEs XNAP-PROTOCOL-EXTENSION ::= {
    ...
}

-- *****
--
-- PDU Session Resource Modification Response Info - MN terminated
--
-- *****

PDUSessionResourceModificationResponseInfo-MNterminated ::= SEQUENCE {
    dRBsAdmittedList                DRBsAdmittedList-ModificationResponse-MNterminated,
    dRBsReleasedList                DRB-List                                OPTIONAL,
    dRBsNotAdmittedSetupModifyList  DRB-List-withCause                OPTIONAL,
    iE-Extensions                ProtocolExtensionContainer { {PDUSessionResourceModificationResponseInfo-MNterminated-ExtIEs} } OPTIONAL,
    ...
}

PDUSessionResourceModificationResponseInfo-MNterminated-ExtIEs XNAP-PROTOCOL-EXTENSION ::= {
    ...
}

DRBsAdmittedList-ModificationResponse-MNterminated ::= SEQUENCE (SIZE(1..maxnoofDRBs)) OF DRBsAdmittedList-ModificationResponse-MNterminated-Item

DRBsAdmittedList-ModificationResponse-MNterminated-Item ::= SEQUENCE {
    drb-ID                DRB-ID,
    sNL-DL-SCG-UP-TNLInfo  UPTransportParameters                OPTIONAL,
    secondary-SN-DL-SCG-UP-TNLInfo  UPTransportParameters                OPTIONAL,
    lCID                LCID                                OPTIONAL,
    iE-Extensions                ProtocolExtensionContainer { {DRBsAdmittedList-ModificationResponse-MNterminated-Item-ExtIEs} } OPTIONAL,
    ...
}

DRBsAdmittedList-ModificationResponse-MNterminated-Item-ExtIEs XNAP-PROTOCOL-EXTENSION ::= {
    ...
}

-- *****
--
-- PDU Session Resource Change Required Info - SN terminated
--
-- *****

PDUSessionResourceChangeRequiredInfo-SNterminated ::= SEQUENCE {
    dataforwardinginfofromSource  DataforwardingandOffloadingInfofromSource                OPTIONAL,
    iE-Extensions                ProtocolExtensionContainer { {PDUSessionResourceChangeRequiredInfo-SNterminated-ExtIEs} } OPTIONAL,

```

```

}
...
}
PDU Session Resource Change Required Info - SN terminated - Ext IEs XNAP-PROTOCOL-EXTENSION ::= {
...
}

-- *****
--
-- PDU Session Resource Change Confirm Info - SN terminated
--
-- *****

PDU Session Resource Change Confirm Info - SN terminated ::= SEQUENCE {
    data forwarding info target          Data Forwarding Info From Target NGRAN node          OPTIONAL,
    iE-Extensions                        Protocol Extension Container { { PDU Session Resource Change Confirm Info - SN terminated - Ext IEs } } OPTIONAL,
    ...
}

PDU Session Resource Change Confirm Info - SN terminated - Ext IEs XNAP-PROTOCOL-EXTENSION ::= {
...
}

-- *****
--
-- PDU Session Resource Change Required Info - MN terminated
--
-- *****

PDU Session Resource Change Required Info - MN terminated ::= SEQUENCE {
    iE-Extensions                        Protocol Extension Container { { PDU Session Resource Change Required Info - MN terminated - Ext IEs } } OPTIONAL,
    ...
}

PDU Session Resource Change Required Info - MN terminated - Ext IEs XNAP-PROTOCOL-EXTENSION ::= {
...
}

-- *****
--
-- PDU Session Resource Change Confirm Info - MN terminated
--
-- *****

PDU Session Resource Change Confirm Info - MN terminated ::= SEQUENCE {
    iE-Extensions                        Protocol Extension Container { { PDU Session Resource Change Confirm Info - MN terminated - Ext IEs } } OPTIONAL,
    ...
}

```

```

PDU Session Resource Change Confirm Info - MN terminated - Ext IEs XNAP-PROTOCOL-EXTENSION ::= {
    ...
}

-- *****
--
-- PDU Session Resource Modification Required Info - SN terminated
--
-- *****

PDU Session Resource Mod Rqd Info - SN terminated ::= SEQUENCE {
    dL-NG-U-TNLatNG-RAN                UPTransportLayerInformation                OPTIONAL,
    qosFlowsToBeReleased-List           QoSFlows-List-withCause                OPTIONAL,
    dataForwardingInfoFromSource        DataForwardingandOffloadingInfoFromSource  OPTIONAL,
    drbsToBeSetupList                   DRBsToBeSetup-List-ModRqd-SNterminated  OPTIONAL,
    drbsToBeModifiedList                DRBsToBeModified-List-ModRqd-SNterminated  OPTIONAL,
    dRBsToBeReleased                    DRB-List-withCause                    OPTIONAL,
    iE-Extensions                       ProtocolExtensionContainer { {PDU Session Resource Mod Rqd Info - SN terminated - Ext IEs} } OPTIONAL,
    ...
}

PDU Session Resource Mod Rqd Info - SN terminated - Ext IEs XNAP-PROTOCOL-EXTENSION ::= {
    ...
}

DRBsToBeSetup-List-ModRqd-SNterminated ::= SEQUENCE (SIZE(1..maxnoofDRBs)) OF DRBsToBeSetup-List-ModRqd-SNterminated-Item

DRBsToBeSetup-List-ModRqd-SNterminated-Item ::= SEQUENCE {
    drb-ID                             DRB-ID,
    pDCP-SNLength                       PDCPSNLength                            OPTIONAL,
    sn-UL-PDCP-UPTNLInfo                UPTransportParameters,
    dRB-QoS                              QoSFlowLevelQoSParameters,
    secondary-SN-UL-PDCP-UP-TNLInfo     UPTransportParameters                    OPTIONAL,
    duplicationActivation                 DuplicationActivation                     OPTIONAL,
    uL-Configuration                     ULConfiguration                          OPTIONAL,
    qosFlowsMappedtoDRB-ModRqd-SNterminated  QoSFlowsSetupMappedtoDRB-ModRqd-SNterminated,
    rLC-Mode                             RLCMode,
    iE-Extensions                       ProtocolExtensionContainer { {DRBsToBeSetup-List-ModRqd-SNterminated-Item-ExtIEs} } OPTIONAL,
    ...
}

DRBsToBeSetup-List-ModRqd-SNterminated-Item-ExtIEs XNAP-PROTOCOL-EXTENSION ::= {
    ...
}

QoSFlowsSetupMappedtoDRB-ModRqd-SNterminated ::= SEQUENCE (SIZE(1..maxnoofQoSFlows)) OF
    QoSFlowsSetupMappedtoDRB-ModRqd-SNterminated-Item

QoSFlowsSetupMappedtoDRB-ModRqd-SNterminated-Item ::= SEQUENCE {
    qosFlowIdentifier                    QoSFlowIdentifier,
    mCGRequestedGBRQoSFlowInfo          GBRQoSFlowInfo                            OPTIONAL,

```



```

    iE-Extensions      ProtocolExtensionContainer { {QoSFlowsSetupMappedtoDRB-ModRqd-SNterminated-Item-ExtIEs} } OPTIONAL,
  ...
}

QoSFlowsSetupMappedtoDRB-ModRqd-SNterminated-Item-ExtIEs XNAP-PROTOCOL-EXTENSION ::= {
  ...
}

DRBsToBeModified-List-ModRqd-SNterminated ::= SEQUENCE (SIZE(1..maxnoofDRBs)) OF DRBsToBeModified-List-ModRqd-SNterminated-Item

DRBsToBeModified-List-ModRqd-SNterminated-Item ::= SEQUENCE {
  drb-ID                DRB-ID,
  sN-UL-PDCP-UP-TNLInfo UPTransportParameters                                OPTIONAL,
  dRB-QoS                QoSFlowLevelQoSParameters                          OPTIONAL,
  secondary-SN-UL-PDCP-UP-TNLInfo UPTransportParameters                                OPTIONAL,
  uL-Configuration      ULConfiguration                                    OPTIONAL,
  pdcpDuplicationConfiguration PDCPDuplicationConfiguration                OPTIONAL,
  duplicationActivation  DuplicationActivation                            OPTIONAL,
  qosFlowsMappedtoDRB-ModRqd-SNterminated QoSFlowsModifiedMappedtoDRB-ModRqd-SNterminated OPTIONAL,
  iE-Extensions          ProtocolExtensionContainer { {DRBsToBeModified-List-ModRqd-SNterminated-Item-ExtIEs} } OPTIONAL,
  ...
}

DRBsToBeModified-List-ModRqd-SNterminated-Item-ExtIEs XNAP-PROTOCOL-EXTENSION ::= {
  ...
}

QoSFlowsModifiedMappedtoDRB-ModRqd-SNterminated ::= SEQUENCE (SIZE(1..maxnoofQoSFlows)) OF
                                                    QoSFlowsModifiedMappedtoDRB-ModRqd-SNterminated-Item

QoSFlowsModifiedMappedtoDRB-ModRqd-SNterminated-Item ::= SEQUENCE {
  qosFlowIdentifier      QoSFlowIdentifier,
  mCGRequestedGBRQoSFlowInfo GBRQoSFlowInfo                                OPTIONAL,
  iE-Extensions          ProtocolExtensionContainer { {QoSFlowsModifiedMappedtoDRB-ModRqd-SNterminated-Item-ExtIEs} } OPTIONAL,
  ...
}

QoSFlowsModifiedMappedtoDRB-ModRqd-SNterminated-Item-ExtIEs XNAP-PROTOCOL-EXTENSION ::= {
  ...
}

-- *****
--
-- PDU Session Resource Modification Confirm Info - SN terminated
--
-- *****

PDUSessionResourceModConfirmInfo-SNterminated ::= SEQUENCE {
  uL-NG-U-TNLatUPF      UPTransportLayerInformation                                OPTIONAL,
  dRBsAdmittedList       DRBsAdmittedList-ModConfirm-SNterminated,
  dRBsNotAdmittedSetupModifyList DRB-List-withCause                            OPTIONAL,
  dataforwardinginfoTarget DataForwardingInfoFromTargetNGRANnode                OPTIONAL,

```

```

    iE-Extensions          ProtocolExtensionContainer { {PDUSessionResourceModConfirmInfo-SNterminated-ExtIEs} } OPTIONAL,
    ...
}

PDUSessionResourceModConfirmInfo-SNterminated-ExtIEs XNAP-PROTOCOL-EXTENSION ::= {
    ...
}

DRBsAdmittedList-ModConfirm-SNterminated ::= SEQUENCE (SIZE(1..maxnoofDRBs)) OF
                                                DRBsAdmittedList-ModConfirm-SNterminated-Item

DRBsAdmittedList-ModConfirm-SNterminated-Item ::= SEQUENCE {
    drb-ID                  DRB-ID,
    mN-DL-CG-UP-TNLInfo    UPTransportParameters                OPTIONAL,
    secondary-MN-DL-CG-UP-TNLInfo    UPTransportParameters                OPTIONAL,
    lCID                    LCID                                OPTIONAL,
    iE-Extensions          ProtocolExtensionContainer { {DRBsAdmittedList-ModConfirm-SNterminated-Item-ExtIEs} } OPTIONAL,
    ...
}

DRBsAdmittedList-ModConfirm-SNterminated-Item-ExtIEs XNAP-PROTOCOL-EXTENSION ::= {
    ...
}

-- *****
--
-- PDU Session Resource Modification Required Info - MN terminated
--
-- *****

PDUSessionResourceModRqdInfo-MNterminated ::= SEQUENCE {
    dRBsToBeModified        DRBsToBeModified-List-ModRqd-MNterminated                OPTIONAL,
    dRBsToBeReleased        DRB-List-withCause                                    OPTIONAL,
    iE-Extensions          ProtocolExtensionContainer { {PDUSessionResourceModRqdInfo-MNterminated-ExtIEs} } OPTIONAL,
    ...
}

PDUSessionResourceModRqdInfo-MNterminated-ExtIEs XNAP-PROTOCOL-EXTENSION ::= {
    ...
}

DRBsToBeModified-List-ModRqd-MNterminated ::= SEQUENCE (SIZE(1..maxnoofDRBs)) OF DRBsToBeModified-List-ModRqd-MNterminated-Item

DRBsToBeModified-List-ModRqd-MNterminated-Item ::= SEQUENCE {
    drb-ID                  DRB-ID,
    sN-DL-SCG-UP-TNLInfo    UPTransportLayerInformation,
    secondary-SN-DL-SCG-UP-TNLInfo    UPTransportLayerInformation    OPTIONAL,
    lCID                    LCID                                OPTIONAL,
    rlc-status              RLC-Status                            OPTIONAL,
    iE-Extensions          ProtocolExtensionContainer { {DRBsToBeModified-List-ModRqd-MNterminated-Item-ExtIEs} } OPTIONAL,
    ...
}

```

```

}
DRBsToBeModified-List-ModRqd-MNterminated-Item-ExtIEs XNAP-PROTOCOL-EXTENSION ::= {
  ...
}

-- *****
--
-- PDU Session Resource Modification Confirm Info - MN terminated
--
-- *****

PDUSessionResourceModConfirmInfo-MNterminated ::= SEQUENCE {
  iE-Extensions          ProtocolExtensionContainer { {PDUSessionResourceModConfirmInfo-MNterminated-ExtIEs} } OPTIONAL,
  ...
}

PDUSessionResourceModConfirmInfo-MNterminated-ExtIEs XNAP-PROTOCOL-EXTENSION ::= {
  ...
}

-- *****
--
-- PDU Session Resource Setup Complete Info - SN terminated
--
-- *****

PDUSessionResourceBearerSetupCompleteInfo-SNterminated ::= SEQUENCE {
  dRBsToBeSetupList      SEQUENCE (SIZE(1..maxnoofDRBs)) OF DRBsToBeSetupList-BearerSetupComplete-SNterminated-Item,
  iE-Extensions          ProtocolExtensionContainer { {PDUSessionResourceBearerSetupCompleteInfo-SNterminated-ExtIEs} } OPTIONAL,
  ...
}

PDUSessionResourceBearerSetupCompleteInfo-SNterminated-ExtIEs XNAP-PROTOCOL-EXTENSION ::= {
  ...
}

DRBsToBeSetupList-BearerSetupComplete-SNterminated-Item ::= SEQUENCE {
  dRB-ID                 DRB-ID,
  mN-Xn-U-TNLInfoatM    UPTransportLayerInformation,
  iE-Extensions          ProtocolExtensionContainer { {DRBsToBeSetupList-BearerSetupComplete-SNterminated-Item-ExtIEs} } OPTIONAL,
  ...
}

DRBsToBeSetupList-BearerSetupComplete-SNterminated-Item-ExtIEs XNAP-PROTOCOL-EXTENSION ::= {
  ...
}

-- *****
--
-- PDU Session related message level IEs END

```

```

--
-- *****
PDUSessionResourceSecondaryRATUsageList ::= SEQUENCE (SIZE(1..maxnoofPDUSessions)) OF PDUSessionResourceSecondaryRATUsageItem

PDUSessionResourceSecondaryRATUsageItem ::= SEQUENCE {
    pduSessionID                PDUSession-ID,
    secondaryRATUsageInformation SecondaryRATUsageInformation,
    iE-Extensions                ProtocolExtensionContainer { {PDUSessionResourceSecondaryRATUsageItem-ExtIEs} } OPTIONAL,
    ...
}

PDUSessionResourceSecondaryRATUsageItem-ExtIEs XNAP-PROTOCOL-EXTENSION ::= {
    ...
}

PDUSessionUsageReport ::= SEQUENCE {
    rATType                ENUMERATED {nr, eutra, ...},
    pduSessionTimedReportList VolumeTimedReportList,
    iE-Extensions          ProtocolExtensionContainer { {PDUSessionUsageReport-ExtIEs} } OPTIONAL,
    ...
}

PDUSessionUsageReport-ExtIEs XNAP-PROTOCOL-EXTENSION ::= {
    ...
}

PDUSessionType ::= ENUMERATED {ipv4, ipv6, ipv4v6, ethernet, unstructured, ...}

PDUSession-ID ::= INTEGER (0..255)

PDUSessionNetworkInstance ::= INTEGER (1..256, ...)

PLMN-Identity ::= OCTET STRING (SIZE(3))

PriorityLevelQoS ::= INTEGER (1..127, ...)

ProtectedE-UTRAResourceIndication ::= SEQUENCE {
    activationSFN                ActivationSFN,
    protectedResourceList        ProtectedE-UTRAResourceList,
    mbsfnControlRegionLength     MBSFNControlRegionLength OPTIONAL,
    pDCCHRegionLength            INTEGER (1..3),
    iE-Extensions                ProtocolExtensionContainer { {ProtectedE-UTRAResourceIndication-ExtIEs} } OPTIONAL,
    ...
}

ProtectedE-UTRAResourceIndication-ExtIEs XNAP-PROTOCOL-EXTENSION ::= {
    ...
}

ProtectedE-UTRAResourceList ::= SEQUENCE (SIZE (1.. maxnoofProtectedResourcePatterns)) OF ProtectedE-UTRAResource-Item

```

```

ProtectedE-UTRAResource-Item ::= SEQUENCE {
    resourceType                ENUMERATED {downlinknonCRS, cRS, uplink, ...},
    intra-PRBProtectedResourceFootprint  BIT STRING (SIZE(84, ...)),
    protectedFootprintFrequencyPattern  BIT STRING (SIZE(6..110, ...)),
    protectedFootprintTimePattern      ProtectedE-UTRAFootprintTimePattern,
    iE-Extensions                ProtocolExtensionContainer { {ProtectedE-UTRAResource-Item-ExtIEs} } OPTIONAL,
    ...
}

ProtectedE-UTRAResource-Item-ExtIEs XNAP-PROTOCOL-EXTENSION ::= {
    ...
}

ProtectedE-UTRAFootprintTimePattern ::= SEQUENCE {
    protectedFootprintTimeperiodicity  INTEGER (1..320, ...),
    protectedFootprintStartTime        INTEGER (1..20, ...),
    iE-Extensions                ProtocolExtensionContainer { {ProtectedE-UTRAFootprintTimePattern-ExtIEs} } OPTIONAL,
    ...
}

ProtectedE-UTRAFootprintTimePattern-ExtIEs XNAP-PROTOCOL-EXTENSION ::= {
    ...
}

-- Q

QoSCharacteristics ::= CHOICE {
    non-dynamic                NonDynamic5QIDescriptor,
    dynamic                    Dynamic5QIDescriptor,
    choice-extension            ProtocolIE-Single-Container { {QoSCharacteristics-ExtIEs} }
}

QoSCharacteristics-ExtIEs XNAP-PROTOCOL-IES ::= {
    ...
}

QoSFlowIdentifier ::= INTEGER (0..63, ...)

QoSFlowLevelQoSParameters ::= SEQUENCE {
    qos-characteristics        QoSCharacteristics,
    allocationAndRetentionPrio AllocationandRetentionPriority,
    gBRQoSFlowInfo            GBRQoSFlowInfo OPTIONAL,
    relectiveQoS              ReflectiveQoSAttribute OPTIONAL,
    additionalQoSflowInfo     ENUMERATED {more-likely, ...} OPTIONAL,
    iE-Extensions                ProtocolExtensionContainer { {QoSFlowLevelQoSParameters-ExtIEs} } OPTIONAL,
    ...
}

QoSFlowLevelQoSParameters-ExtIEs XNAP-PROTOCOL-EXTENSION ::= {

```

```

}
...
}

QoSFlowMappingIndication ::= ENUMERATED {
    ul,
    dl,
    ...
}

QoSFlowNotificationControlIndicationInfo ::= SEQUENCE (SIZE (1..maxnoofQoSFlows)) OF QoSFlowNotify-Item

QoSFlowNotify-Item ::= SEQUENCE {
    qosFlowIdentifier      QoSFlowIdentifier,
    notificationInformation  ENUMERATED {fulfilled, not-fulfilled, ...},
    iE-Extensions          ProtocolExtensionContainer { {QoSFlowNotificationControlIndicationInfo-ExtIEs} } OPTIONAL,
    ...
}

QoSFlowNotificationControlIndicationInfo-ExtIEs XNAP-PROTOCOL-EXTENSION ::= {
    ...
}

QoSFlows-List ::= SEQUENCE (SIZE (1..maxnoofQoSFlows)) OF QoSFlow-Item

QoSFlow-Item ::= SEQUENCE {
    qfi      QoSFlowIdentifier,
    iE-Extension  ProtocolExtensionContainer { {QoSFlow-Item-ExtIEs} } OPTIONAL,
    ...
}

QoSFlow-Item-ExtIEs XNAP-PROTOCOL-EXTENSION ::= {
    ...
}

QoSFlows-List-withCause ::= SEQUENCE (SIZE (1..maxnoofQoSFlows)) OF QoSFlowwithCause-Item

QoSFlowwithCause-Item ::= SEQUENCE {
    qfi      QoSFlowIdentifier,
    cause    Cause OPTIONAL,
    iE-Extension  ProtocolExtensionContainer { {QoSFlowwithCause-Item-ExtIEs} } OPTIONAL,
    ...
}

QoSFlowwithCause-Item-ExtIEs XNAP-PROTOCOL-EXTENSION ::= {
    ...
}

QoSFlowsAdmitted-List ::= SEQUENCE (SIZE (1..maxnoofQoSFlows)) OF QoSFlowsAdmitted-Item

```

```

QoSFlowsAdmitted-Item ::= SEQUENCE {
    qfi                QoSFlowIdentifier,
    iE-Extension       ProtocolExtensionContainer { {QoSFlowsAdmitted-Item-ExtIEs} } OPTIONAL,
    ...
}

QoSFlowsAdmitted-Item-ExtIEs XNAP-PROTOCOL-EXTENSION ::= {
    ...
}

QoSFlowsToBeSetup-List ::= SEQUENCE (SIZE (1..maxnoofQoSFlows)) OF QoSFlowsToBeSetup-Item

QoSFlowsToBeSetup-Item ::= SEQUENCE {
    qfi                QoSFlowIdentifier,
    dlDataForwarding   DLForwarding OPTIONAL,
    qosFlowLevelQoSParameters QoSFlowLevelQoSParameters,
    e-RAB-ID           E-RAB-ID OPTIONAL,
    iE-Extension       ProtocolExtensionContainer { {QoSFlowsToBeSetup-Item-ExtIEs} } OPTIONAL,
    ...
}

QoSFlowsToBeSetup-Item-ExtIEs XNAP-PROTOCOL-EXTENSION ::= {
    ...
}

QoSFlowsUsageReportList ::= SEQUENCE (SIZE(1..maxnoofQoSFlows)) OF QoSFlowsUsageReport-Item

QoSFlowsUsageReport-Item ::= SEQUENCE {
    qosFlowIdentifier   QoSFlowIdentifier,
    rATType             ENUMERATED {nr, eutra, ...},
    qosFlowsTimedReportList VolumeTimedReportList,
    iE-Extensions       ProtocolExtensionContainer { {QoSFlowsUsageReport-Item-ExtIEs} } OPTIONAL,
    ...
}

QoSFlowsUsageReport-Item-ExtIEs XNAP-PROTOCOL-EXTENSION ::= {
    ...
}

-- R

RANAC ::= INTEGER (0..255)

RANAreaID ::= SEQUENCE {
    tAC                TAC,
    rANAC              RANAC OPTIONAL,
    iE-Extensions       ProtocolExtensionContainer { {RANAreaID-ExtIEs} } OPTIONAL,
    ...
}

RANAreaID-ExtIEs XNAP-PROTOCOL-EXTENSION ::= {

```

```

}
...
}

RANAreaID-List ::= SEQUENCE (SIZE(1..maxnoofRANAreasinRNA)) OF RANAreaID

RANPagingArea ::= SEQUENCE {
    pLMN-Identity          PLMN-Identity,
    rANPagingAreaChoice   RANPagingAreaChoice,
    iE-Extensions         ProtocolExtensionContainer { {RANPagingArea-ExtIEs} } OPTIONAL,
    ...
}

RANPagingArea-ExtIEs XNAP-PROTOCOL-EXTENSION ::= {
    ...
}

RANPagingAreaChoice ::= CHOICE {
    cell-List              NG-RAN-Cell-Identity-ListinRANPagingArea,
    rANAreaID-List        RANAreaID-List,
    choice-extension      ProtocolIE-Single-Container { {RANPagingAreaChoice-ExtIEs} }
}

RANPagingAreaChoice-ExtIEs XNAP-PROTOCOL-IES ::= {
    ...
}

RANPagingAttemptInfo ::= SEQUENCE {
    pagingAttemptCount    INTEGER (1..16, ...),
    intendedNumberOfPagingAttempts    INTEGER (1..16, ...),
    nextPagingAreaScope   ENUMERATED {same, changed, ...} OPTIONAL,
    iE-Extensions         ProtocolExtensionContainer { {RANPagingAttemptInfo-ExtIEs} } OPTIONAL,
    ...
}

RANPagingAttemptInfo-ExtIEs XNAP-PROTOCOL-EXTENSION ::= {
    ...
}

ReferenceID ::= INTEGER (1..64, ...) -- This IE may need to be refined.

ReflectiveQoSAttribute ::= ENUMERATED {subject-to-reflective-QoS, ...}

ReportArea ::= ENUMERATED {
    cell,
    ...
}

```



RequestReferenceID ::= INTEGER (1..64, ...)

```
ReservedSubframePattern ::= SEQUENCE {
  subframeType          ENUMERATED {mbsfn, non-mbsfn, ...},
  reservedSubframePattern BIT STRING (SIZE(10..160)),
  mbsfnControlRegionLength MBSFNControlRegionLength OPTIONAL,
  iE-Extension          ProtocolExtensionContainer { {ReservedSubframePattern-ExtIEs} } OPTIONAL,
  ...
}
```

```
ReservedSubframePattern-ExtIEs XNAP-PROTOCOL-EXTENSION ::= {
  ...
}
```

```
ResetRequestTypeInfo ::= CHOICE {
  fullReset          ResetRequestTypeInfo-Full,
  partialReset       ResetRequestTypeInfo-Partial,
  choice-extension   ProtocolIE-Single-Container { {ResetRequestTypeInfo-ExtIEs} }
}
```

```
ResetRequestTypeInfo-ExtIEs XNAP-PROTOCOL-IES ::= {
  ...
}
```

```
ResetRequestTypeInfo-Full ::= SEQUENCE {
  iE-Extension          ProtocolExtensionContainer { {ResetRequestTypeInfo-Full-ExtIEs} } OPTIONAL,
  ...
}
```

```
ResetRequestTypeInfo-Full-ExtIEs XNAP-PROTOCOL-EXTENSION ::= {
  ...
}
```

```
ResetRequestTypeInfo-Partial ::= SEQUENCE {
  ue-contexts-ToBeReleasedList ResetRequestPartialReleaseList,
  iE-Extension          ProtocolExtensionContainer { {ResetRequestTypeInfo-Partial-ExtIEs} } OPTIONAL,
  ...
}
```

```
ResetRequestTypeInfo-Partial-ExtIEs XNAP-PROTOCOL-EXTENSION ::= {
  ...
}
```

ResetRequestPartialReleaseList ::= SEQUENCE (SIZE(1..maxnoofUEContexts)) OF ResetRequestPartialReleaseItem

```
ResetRequestPartialReleaseItem ::= SEQUENCE {
  ng-ran-node1UEXnAPID          NG-RANnodeUEXnAPID          OPTIONAL,
  ng-ran-node2UEXnAPID          NG-RANnodeUEXnAPID          OPTIONAL,
  iE-Extensions          ProtocolExtensionContainer { {ResetRequestPartialReleaseItem-ExtIEs} } OPTIONAL,
  ...
}
```

```

ResetRequestPartialReleaseItem-ExtIEs XNAP-PROTOCOL-EXTENSION ::= {
    ...
}

ResetResponseTypeInfo ::= CHOICE {
    fullReset          ResetResponseTypeInfo-Full,
    partialReset       ResetResponseTypeInfo-Partial,
    choice-extension   ProtocolIE-Single-Container { {ResetResponseTypeInfo-ExtIEs} }
}

ResetResponseTypeInfo-ExtIEs XNAP-PROTOCOL-IES ::= {
    ...
}

ResetResponseTypeInfo-Full ::= SEQUENCE {
    iE-Extension       ProtocolExtensionContainer { {ResetResponseTypeInfo-Full-ExtIEs} } OPTIONAL,
    ...
}

ResetResponseTypeInfo-Full-ExtIEs XNAP-PROTOCOL-EXTENSION ::= {
    ...
}

ResetResponseTypeInfo-Partial ::= SEQUENCE {
    ue-contexts-AdmittedToBeReleasedList ResetResponsePartialReleaseList,
    iE-Extension       ProtocolExtensionContainer { {ResetResponseTypeInfo-Partial-ExtIEs} } OPTIONAL,
    ...
}

ResetResponseTypeInfo-Partial-ExtIEs XNAP-PROTOCOL-EXTENSION ::= {
    ...
}

ResetResponsePartialReleaseList ::= SEQUENCE (SIZE(1..maxnoofUEContexts)) OF ResetResponsePartialReleaseItem

ResetResponsePartialReleaseItem ::= SEQUENCE {
    ng-ran-node1UEXnAPIID          NG-RANnodeUEXnAPIID          OPTIONAL,
    ng-ran-node2UEXnAPIID          NG-RANnodeUEXnAPIID          OPTIONAL,
    iE-Extensions                  ProtocolExtensionContainer { {ResetResponsePartialReleaseItem-ExtIEs} } OPTIONAL,
    ...
}

ResetResponsePartialReleaseItem-ExtIEs XNAP-PROTOCOL-EXTENSION ::= {
    ...
}

RLCMode ::= ENUMERATED {
    rlc-am,
    rlc-um-bidirectional,
    rlc-um-unidirectional-ul,
    rlc-um-unidirectional-dl,
}

```

```

    ...
  }

RLC-Status ::= SEQUENCE {
  reestablishment-Indication Reestablishment-Indication,
  IE-Extensions              ProtocolExtensionContainer { {RLC-Status-ExtIEs} } OPTIONAL,
  ...
}

RLC-Status-ExtIEs XNAP-PROTOCOL-EXTENSION ::= {
  ...
}

Reestablishment-Indication ::= ENUMERATED {
  reestablished,
  ...
}

RFSP-Index ::= INTEGER (1..256)

RRCConfigIndication ::= ENUMERATED {
  full-config,
  delta-config,
  ...
}

RRResumeCause ::= ENUMERATED {
  rna-Update,
  ...
}

-- S

SecondarydataForwardingInfoFromTarget-Item ::= SEQUENCE {
  secondarydataForwardingInfoFromTarget DataForwardingInfoFromTargetNGranNode,
  IE-Extensions ProtocolExtensionContainer { { SecondarydataForwardingInfoFromTarget-Item-ExtIEs} } OPTIONAL,
  ...
}

SecondarydataForwardingInfoFromTarget-Item-ExtIEs XNAP-PROTOCOL-EXTENSION ::= {
  ...
}

SecondarydataForwardingInfoFromTarget-List ::= SEQUENCE (SIZE(1..maxnoofMultiConnectivityMinusOne)) OF SecondarydataForwardingInfoFromTarget-Item

SCGConfigurationQuery ::= ENUMERATED {true, ...}

SecondaryRATUsageInformation ::= SEQUENCE {
  pduSessionUsageReport PDUSessionUsageReport OPTIONAL,

```

```

    qosFlowsUsageReportList      QoSFlowsUsageReportList      OPTIONAL,
    iE-Extension                  ProtocolExtensionContainer { {SecondaryRATUsageInformation-ExtIEs} } OPTIONAL,
    ...
}

SecondaryRATUsageInformation-ExtIEs XNAP-PROTOCOL-EXTENSION ::= {
    ...
}

SecurityIndication ::= SEQUENCE {
    integrityProtectionIndication      ENUMERATED {required, preferred, not-needed, ...},
    confidentialityProtectionIndication  ENUMERATED {required, preferred, not-needed, ...},
    maximumIPdataRate                  MaximumIPdataRate                                          OPTIONAL,
-- This IE shall be present if the Integrity Protection IE within the Security Indication IE is present and set to "required" or "preferred". --
    iE-Extensions                      ProtocolExtensionContainer { {SecurityIndication-ExtIEs} } OPTIONAL,
    ...
}

SecurityIndication-ExtIEs XNAP-PROTOCOL-EXTENSION ::= {
    ...
}

SecurityResult ::= SEQUENCE {
    integrityProtectionResult          ENUMERATED {performed, not-performed, ...},
    confidentialityProtectionResult    ENUMERATED {performed, not-performed, ...},
    iE-Extensions                     ProtocolExtensionContainer { {SecurityResult-ExtIEs} } OPTIONAL,
    ...
}

SecurityResult-ExtIEs XNAP-PROTOCOL-EXTENSION ::= {
    ...
}

-- Served Cells E-UTRA IEs

ServedCellInformation-E-UTRA ::= SEQUENCE {
    e-utra-pci                        E-UTRAPCI,
    e-utra-cgi                        E-UTRA-CGI,
    tac                               TAC,
    ranac                             RANAC
    broadcastPLMNs                    SEQUENCE (SIZE(1..maxnoofBPLMNs)) OF ServedCellInformation-E-UTRA-perBPLMN,
    e-utra-mode-info                  ServedCellInformation-E-UTRA-ModeInfo,
    numberOfAntennaPorts              NumberOfAntennaPorts-E-UTRA                                OPTIONAL,
    prach-configuration               E-UTRAPRACHConfiguration                                OPTIONAL,
    mBSFNsubframeInfo                 MBSFNsubframeInfo-E-UTRA                                OPTIONAL,
    multibandInfo                      E-UTRAMultibandInfoList                                OPTIONAL,
    freqBandIndicatorPriority          ENUMERATED {not-broadcast, broadcast, ...}                OPTIONAL,
    bandwidthReducedSI                 ENUMERATED {scheduled, ...}                                OPTIONAL,
    protectedE-UTRAResourceIndication ProtectedE-UTRAResourceIndication                            OPTIONAL,
    iE-Extensions                      ProtocolExtensionContainer { {ServedCellInformation-E-UTRA-ExtIEs} } OPTIONAL,
    ...
}

```

```

}

ServedCellInformation-E-UTRA-ExtIEs XNAP-PROTOCOL-EXTENSION ::= {
  ...
}

ServedCellInformation-E-UTRA-perBPLMN ::= SEQUENCE {
  plmn-id          PLMN-Identity,
  iE-Extensions    ProtocolExtensionContainer { {ServedCellInformation-E-UTRA-perBPLMN-ExtIEs} } OPTIONAL,
  ...
}

ServedCellInformation-E-UTRA-perBPLMN-ExtIEs XNAP-PROTOCOL-EXTENSION ::= {
  ...
}

ServedCellInformation-E-UTRA-ModeInfo ::= CHOICE {
  fdd              ServedCellInformation-E-UTRA-FDDInfo,
  tdd              ServedCellInformation-E-UTRA-TDDInfo,
  choice-extension ProtocolIE-Single-Container { {ServedCellInformation-E-UTRA-ModeInfo-ExtIEs} }
}

ServedCellInformation-E-UTRA-ModeInfo-ExtIEs XNAP-PROTOCOL-IES ::= {
  ...
}

ServedCellInformation-E-UTRA-FDDInfo ::= SEQUENCE {
  ul-earfcn        E-UTRAARFCN,
  dl-earfcn        E-UTRAARFCN,
  ul-e-utraTxBW    E-UTRATransmissionBandwidth,
  dl-e-utraTxBW    E-UTRATransmissionBandwidth,
  iE-Extensions    ProtocolExtensionContainer { {ServedCellInformation-E-UTRA-FDDInfo-ExtIEs} } OPTIONAL,
  ...
}

ServedCellInformation-E-UTRA-FDDInfo-ExtIEs XNAP-PROTOCOL-EXTENSION ::= {
  ...
}

ServedCellInformation-E-UTRA-TDDInfo ::= SEQUENCE {
  earfcn           E-UTRAARFCN,
  e-utraTxBW       E-UTRATransmissionBandwidth,
  subframeAssignmnet ENUMERATED {sa0,sa1,sa2,sa3,sa4,sa5,sa6,...},
  specialSubframeInfo SpecialSubframeInfo-E-UTRA,
  iE-Extensions    ProtocolExtensionContainer { {ServedCellInformation-E-UTRA-TDDInfo-ExtIEs} } OPTIONAL,
  ...
}

ServedCellInformation-E-UTRA-TDDInfo-ExtIEs XNAP-PROTOCOL-EXTENSION ::= {
  ...
}

```

```

}

ServedCells-E-UTRA ::= SEQUENCE (SIZE (1..maxnoofCellsinNG-RANnode)) OF ServedCells-E-UTRA-Item

ServedCells-E-UTRA-Item ::= SEQUENCE {
    served-cell-info-E-UTRA      ServedCellInformation-E-UTRA,
    neighbour-info-NR           NeighbourInformation-NR                OPTIONAL,
    neighbour-info-E-UTRA      NeighbourInformation-E-UTRA            OPTIONAL,
    iE-Extensions               ProtocolExtensionContainer { {ServedCells-E-UTRA-Item-ExtIEs} } OPTIONAL,
    ...
}

ServedCells-E-UTRA-Item-ExtIEs XNAP-PROTOCOL-EXTENSION ::= {
    ...
}

ServedCellsToUpdate-E-UTRA ::= SEQUENCE {
    served-Cells-ToAdd-E-UTRA    ServedCells-E-UTRA                OPTIONAL,
    served-Cells-ToModify-E-UTRA ServedCells-ToModify-E-UTRA        OPTIONAL,
    served-Cells-ToDelete-E-UTRA SEQUENCE (SIZE (1..maxnoofCellsinNG-RANnode)) OF E-UTRA-CGI    OPTIONAL,
    iE-Extensions               ProtocolExtensionContainer { {ServedCellsToUpdate-E-UTRA-ExtIEs} } OPTIONAL,
    ...
}

ServedCellsToUpdate-E-UTRA-ExtIEs XNAP-PROTOCOL-EXTENSION ::= {
    ...
}

ServedCells-ToModify-E-UTRA ::= SEQUENCE (SIZE (1..maxnoofCellsinNG-RANnode)) OF ServedCells-ToModify-E-UTRA-Item

ServedCells-ToModify-E-UTRA-Item ::= SEQUENCE {
    old-ECGI                   E-UTRA-CGI,
    served-cell-info-E-UTRA    ServedCellInformation-E-UTRA,
    neighbour-info-NR          NeighbourInformation-NR                OPTIONAL,
    neighbour-info-E-UTRA      NeighbourInformation-E-UTRA            OPTIONAL,
    deactivation-indication     ENUMERATED {deactivated, ...}         OPTIONAL,
    iE-Extensions               ProtocolExtensionContainer { {Served-cells-ToModify-E-UTRA-Item-ExtIEs} } OPTIONAL,
    ...
}

Served-cells-ToModify-E-UTRA-Item-ExtIEs XNAP-PROTOCOL-EXTENSION ::= {
    ...
}

-- Served Cells NR IEs

ServedCellInformation-NR ::= SEQUENCE {
    nrPCI                      NRPCI,
    cellID                     NR-CGI,

```

```

tac                TAC,
ranac              RANAC                                OPTIONAL,
broadcastPLMN     BroadcastPLMNs,
nrModeInfo        NRModeInfo,
measurementTimingConfiguration OCTET STRING,
connectivitySupport Connectivity-Support,
iE-Extensions     ProtocolExtensionContainer { {ServedCellInformation-NR-ExtIEs} } OPTIONAL,
...
}

ServedCellInformation-NR-ExtIEs XNAP-PROTOCOL-EXTENSION ::= {
...
}

ServedCells-NR ::= SEQUENCE (SIZE (1..maxnoofCellsinNG-RANnode)) OF ServedCells-NR-Item

ServedCells-NR-Item ::= SEQUENCE {
served-cell-info-NR      ServedCellInformation-NR,
neighbour-info-NR       NeighbourInformation-NR          OPTIONAL,
neighbour-info-E-UTRA   NeighbourInformation-E-UTRA     OPTIONAL,
iE-Extensions          ProtocolExtensionContainer { {ServedCells-NR-Item-ExtIEs} } OPTIONAL,
...
}

ServedCells-NR-Item-ExtIEs XNAP-PROTOCOL-EXTENSION ::= {
...
}

ServedCells-ToModify-NR ::= SEQUENCE (SIZE (1..maxnoofCellsinNG-RANnode)) OF ServedCells-ToModify-NR-Item

ServedCells-ToModify-NR-Item ::= SEQUENCE {
old-NR-CGI             NR-CGI,
served-cell-info-NR   ServedCellInformation-NR,
neighbour-info-NR     NeighbourInformation-NR          OPTIONAL,
neighbour-info-E-UTRA NeighbourInformation-E-UTRA     OPTIONAL,
deactivation-indication ENUMERATED {deactivated, ...}  OPTIONAL,
iE-Extensions        ProtocolExtensionContainer { {Served-cells-ToModify-NR-Item-ExtIEs} } OPTIONAL,
...
}

Served-cells-ToModify-NR-Item-ExtIEs XNAP-PROTOCOL-EXTENSION ::= {
...
}

ServedCellsToUpdate-NR ::= SEQUENCE {
served-Cells-ToAdd-NR   ServedCells-NR                OPTIONAL,
served-Cells-ToModify-NR ServedCells-ToModify-NR      OPTIONAL,
served-Cells-ToDelete-NR SEQUENCE (SIZE (1..maxnoofCellsinNG-RANnode)) OF NR-CGI  OPTIONAL,
iE-Extensions         ProtocolExtensionContainer { {ServedCellsToUpdate-NR-ExtIEs} } OPTIONAL,
...
}

```

```

ServedCellsToUpdate-NR-ExtIEs XNAP-PROTOCOL-EXTENSION ::= {
    ...
}

SharedResourceType ::= CHOICE {
    ul-onlySharing          SharedResourceType-UL-OnlySharing,
    ul-and-dl-Sharing      SharedResourceType-ULDL-Sharing,
    choice-extension       ProtocolIE-Single-Container { {SharedResourceType-ExtIEs} }
}

SharedResourceType-ExtIEs XNAP-PROTOCOL-IES ::= {
    ...
}

SharedResourceType-UL-OnlySharing ::= SEQUENCE {
    ul-resourceBitmap      DataTrafficResources,
    iE-Extensions          ProtocolExtensionContainer { {SharedResourceType-UL-OnlySharing-ExtIEs} } OPTIONAL,
    ...
}

SharedResourceType-UL-OnlySharing-ExtIEs XNAP-PROTOCOL-EXTENSION ::= {
    ...
}

SharedResourceType-ULDL-Sharing ::= CHOICE {
    ul-resources           SharedResourceType-ULDL-Sharing-UL-Resources,
    dl-resources           SharedResourceType-ULDL-Sharing-DL-Resources,
    choice-extension       ProtocolIE-Single-Container { {SharedResourceType-ULDL-Sharing-ExtIEs} }
}

SharedResourceType-ULDL-Sharing-ExtIEs XNAP-PROTOCOL-IES ::= {
    ...
}

SharedResourceType-ULDL-Sharing-UL-Resources ::= CHOICE {
    unchanged              NULL,
    changed                 SharedResourceType-ULDL-Sharing-UL-ResourcesChanged,
    choice-extension       ProtocolIE-Single-Container { {SharedResourceType-ULDL-Sharing-UL-Resources-ExtIEs} }
}

SharedResourceType-ULDL-Sharing-UL-Resources-ExtIEs XNAP-PROTOCOL-IES ::= {
    ...
}

SharedResourceType-ULDL-Sharing-UL-ResourcesChanged ::= SEQUENCE {
    ul-resourceBitmap      DataTrafficResources,
    iE-Extensions          ProtocolExtensionContainer { {SharedResourceType-ULDL-Sharing-UL-ResourcesChanged-ExtIEs} } OPTIONAL,
    ...
}

SharedResourceType-ULDL-Sharing-UL-ResourcesChanged-ExtIEs XNAP-PROTOCOL-EXTENSION ::= {
    ...
}

```



```

}

SharedResourceType-ULDL-Sharing-DL-Resources ::= CHOICE {
    unchanged          NULL,
    changed            SharedResourceType-ULDL-Sharing-DL-ResourcesChanged,
    choice-extension   ProtocolIE-Single-Container { {SharedResourceType-ULDL-Sharing-DL-Resources-ExtIEs} }
}

SharedResourceType-ULDL-Sharing-DL-Resources-ExtIEs XNAP-PROTOCOL-IES ::= {
    ...
}

SharedResourceType-ULDL-Sharing-DL-ResourcesChanged ::= SEQUENCE {
    dl-resourceBitmap      DataTrafficResources,
    iE-Extensions         ProtocolExtensionContainer { {SharedResourceType-ULDL-Sharing-DL-ResourcesChanged-ExtIEs} } OPTIONAL,
    ...
}

SharedResourceType-ULDL-Sharing-DL-ResourcesChanged-ExtIEs XNAP-PROTOCOL-EXTENSION ::= {
    ...
}

SliceSupport-List ::= SEQUENCE (SIZE(1..maxnoofSliceItems)) OF S-NSSAI

S-NG-RANnode-SecurityKey ::= BIT STRING (SIZE(256))

S-NSSAI ::= SEQUENCE {
    sst          OCTET STRING (SIZE(1)),
    sd          OCTET STRING (SIZE(3)) OPTIONAL,
    iE-Extensions ProtocolExtensionContainer { {S-NSSAI-ExtIEs} } OPTIONAL,
    ...
}

S-NSSAI-ExtIEs XNAP-PROTOCOL-EXTENSION ::= {
    ...
}

SpecialSubframeInfo-E-UTRA ::= SEQUENCE {
    specialSubframePattern SpecialSubframePatterns-E-UTRA,
    cyclicPrefixDL         CyclicPrefix-E-UTRA-DL,
    cyclicPrefixUL         CyclicPrefix-E-UTRA-UL,
    iE-Extensions         ProtocolExtensionContainer { {SpecialSubframeInfo-E-UTRA-ExtIEs} } OPTIONAL,
    ...
}

SpecialSubframeInfo-E-UTRA-ExtIEs XNAP-PROTOCOL-EXTENSION ::= {
    ...
}

```

```
SpecialSubframePatterns-E-UTRA ::= ENUMERATED {
    ssp0,
    ssp1,
    ssp2,
    ssp3,
    ssp4,
    ssp5,
    ssp6,
    ssp7,
    ssp8,
    ssp9,
    ssp10,
    ...
}

SpectrumSharingGroupID ::= INTEGER (1..maxnoofCellsinNG-RANnode)

SplitSRBsTypes ::= ENUMERATED {srb1, srb2, srb1and2, ...}

SUL-FrequencyBand ::= INTEGER (1..1024)

SUL-Information ::= SEQUENCE {
    sulFrequencyInfo      NRARFCN,
    sulTransmissionBandwidth  NRTransmissionBandwidth,
    iE-Extensions        ProtocolExtensionContainer { {SUL-Information-ExtIEs} } OPTIONAL,
    ...
}

SUL-Information-ExtIEs XNAP-PROTOCOL-EXTENSION ::= {
    ...
}

SupportedSULBandList ::= SEQUENCE (SIZE(1..maxnoofNRCellBands)) OF SupportedSULBandItem

SupportedSULBandItem ::= SEQUENCE {
    sulBandItem          SUL-FrequencyBand,
    iE-Extensions        ProtocolExtensionContainer { {SupportedSULBandItem-ExtIEs} } OPTIONAL,
    ...
}

SupportedSULBandItem-ExtIEs XNAP-PROTOCOL-EXTENSION ::= {
    ...
}

-- T

TAC ::= OCTET STRING (SIZE (3))
```

```

TAISupport-List ::= SEQUENCE (SIZE(1..maxnoofsupportedTACs)) OF TAISupport-Item

TAISupport-Item ::= SEQUENCE {
    tac                TAC,
    broadcastPLMNs     SEQUENCE (SIZE(1..maxnoofsupportedPLMNs)) OF BroadcastPLMNinTAISupport-Item,
    iE-Extensions      ProtocolExtensionContainer { {TAISupport-Item-ExtIEs} } OPTIONAL,
    ...
}

TAISupport-Item-ExtIEs XNAP-PROTOCOL-EXTENSION ::= {
    ...
}

Target-CGI ::= CHOICE {
    nr                NR-CGI,
    e-utra            E-UTRA-CGI,
    choice-extension  ProtocolIE-Single-Container { {TargetCGI-ExtIEs} }
}

TargetCGI-ExtIEs XNAP-PROTOCOL-IES ::= {
    ...
}

TimeToWait ::= ENUMERATED {
    v1s,
    v2s,
    v5s,
    v10s,
    v20s,
    v60s,
    ...
}

TNLA-To-Add-List ::= SEQUENCE (SIZE(1..maxnoofTNLAAssociations)) OF TNLA-To-Add-Item

TNLA-To-Add-Item ::= SEQUENCE {
    tnLAAssociationTransportLayerAddress  CPTransportLayerInformation,
    tnLAAssociationUsage                 TNLAAssociationUsage,
    iE-Extensions                       ProtocolExtensionContainer { { TNLA-To-Add-Item-ExtIEs } } OPTIONAL
}

TNLA-To-Add-Item-ExtIEs XNAP-PROTOCOL-EXTENSION ::= {
    ...
}

TNLA-To-Update-List ::= SEQUENCE (SIZE(1..maxnoofTNLAAssociations)) OF TNLA-To-Update-Item

TNLA-To-Update-Item ::= SEQUENCE {

```

```

    tNLAssociationTransportLayerAddress    CPTransportLayerInformation,
    tNLAssociationUsage                    TNLAssociationUsage    OPTIONAL,
    iE-Extensions                          ProtocolExtensionContainer { { TNLA-To-Update-Item-ExtIEs } } OPTIONAL
}

TNLA-To-Update-Item-ExtIEs XNAP-PROTOCOL-EXTENSION ::= {
    ...
}

TNLA-To-Remove-List ::= SEQUENCE (SIZE(1..maxnoofTNLAAssociations)) OF TNLA-To-Remove-Item

TNLA-To-Remove-Item ::= SEQUENCE {
    tNLAssociationTransportLayerAddress    CPTransportLayerInformation,
    iE-Extensions                          ProtocolExtensionContainer { { TNLA-To-Remove-Item-ExtIEs } } OPTIONAL
}

TNLA-To-Remove-Item-ExtIEs XNAP-PROTOCOL-EXTENSION ::= {
    ...
}

TNLA-Setup-List ::= SEQUENCE (SIZE(1..maxnoofTNLAAssociations)) OF TNLA-Setup-Item

TNLA-Setup-Item ::= SEQUENCE {
    tNLAssociationTransportLayerAddress    CPTransportLayerInformation,
    iE-Extensions                          ProtocolExtensionContainer { { TNLA-Setup-Item-ExtIEs } } OPTIONAL,
    ...
}

TNLA-Setup-Item-ExtIEs XNAP-PROTOCOL-EXTENSION ::= {
    ...
}

TNLA-Failed-To-Setup-List ::= SEQUENCE (SIZE(1..maxnoofTNLAAssociations)) OF TNLA-Failed-To-Setup-Item

TNLA-Failed-To-Setup-Item ::= SEQUENCE {
    tNLAssociationTransportLayerAddress    CPTransportLayerInformation,
    cause                                  Cause,
    iE-Extensions                          ProtocolExtensionContainer { { TNLA-Failed-To-Setup-Item-ExtIEs } } OPTIONAL
}

TNLA-Failed-To-Setup-Item-ExtIEs XNAP-PROTOCOL-EXTENSION ::= {
    ...
}

TNLAssociationUsage ::= ENUMERATED {
    ue,
    non-ue,
    both,
    ...
}

```

```
TransportLayerAddress ::= BIT STRING (SIZE(1..160, ...))
```

```
TraceActivation ::= SEQUENCE {
    ng-ran-TraceID      OCTET STRING (SIZE (8)),
    interfaces-to-trace BIT STRING { ng-c (0), x-nc (1), uu (2), fl-c (3), e1 (4) } (SIZE(8)),
    trace-depth         Trace-Depth,
    trace-coll-address  TransportLayerAddress,
    ie-Extension        ProtocolExtensionContainer { {TraceActivation-ExtIEs} } OPTIONAL,
    ...
}
```

```
TraceActivation-ExtIEs XNAP-PROTOCOL-EXTENSION ::= {
    ...
}
```

```
Trace-Depth ::= ENUMERATED {
    minimum,
    medium,
    maximum,
    minimumWithoutVendorSpecificExtension,
    mediumWithoutVendorSpecificExtension,
    maximumWithoutVendorSpecificExtension,
    ...
}
```

```
TypeOfError ::= ENUMERATED {
    not-understood,
    missing,
    ...
}
```

-- U

```
UEAggregateMaximumBitRate ::= SEQUENCE {
    dl-UE-AMBR      BitRate,
    ul-UE-AMBR      BitRate,
    ie-Extension    ProtocolExtensionContainer { {UEAggregateMaximumBitRate-ExtIEs} } OPTIONAL,
    ...
}
```

```
UEAggregateMaximumBitRate-ExtIEs XNAP-PROTOCOL-EXTENSION ::= {
    ...
}
```

```
UEContextKeptIndicator ::= ENUMERATED {true, ...}
```

```

UEContextID ::= CHOICE {
    rRCResume                UEContextIDforRRCResume,
    rRRCReestablishment      UEContextIDforRRCReestablishment,
    choice-extension         ProtocolIE-Single-Container { {UEContextID-ExtIEs} }
}

UEContextID-ExtIEs XNAP-PROTOCOL-IES ::= {
    ...
}

UEContextIDforRRCResume ::= SEQUENCE {
    i-rnti                    I-RNTI,
    allocated-c-rnti         C-RNTI,
    accessPCI                 NG-RAN-CellPCI,
    iE-Extension              ProtocolExtensionContainer { {UEContextIDforRRCResume-ExtIEs} } OPTIONAL,
    ...
}

UEContextIDforRRCResume-ExtIEs XNAP-PROTOCOL-EXTENSION ::= {
    ...
}

UEContextIDforRRCReestablishment ::= SEQUENCE {
    c-rnti                    C-RNTI,
    failureCellPCI           NG-RAN-CellPCI,
    iE-Extension              ProtocolExtensionContainer { {UEContextIDforRRCReestablishment-ExtIEs} } OPTIONAL,
    ...
}

UEContextIDforRRCReestablishment-ExtIEs XNAP-PROTOCOL-EXTENSION ::= {
    ...
}

UEContextInfoRetrUECtxtResp ::= SEQUENCE {
    ng-c-UE-signalling-ref    AMF-UE-NGAP-ID,
    signalling-TNL-at-source  CPTransportLayerInformation,
    ueSecurityCapabilities    UESecurityCapabilities,
    securityInformation       AS-SecurityInformation,
    ue-AMBR                   UEAggregateMaximumBitRate,
    pduSessionResourcesToBeSetup-List PDUSessionResourcesToBeSetup-List,
    rrc-Context                OCTET STRING,
    mobilityRestrictionList    MobilityRestrictionList OPTIONAL,
    indexToRatFrequencySelectionPriority RFSP-Index OPTIONAL,
    iE-Extension              ProtocolExtensionContainer { {UEContextInfoRetrUECtxtResp-ExtIEs} } OPTIONAL,
    ...
}

UEContextInfoRetrUECtxtResp-ExtIEs XNAP-PROTOCOL-EXTENSION ::= {
    ...
}

```

UEHistoryInformation ::= SEQUENCE (SIZE(1..maxnoofCellsinUEHistoryInfo)) OF LastVisitedCell-Item

```

UEIdentityIndexValue ::= CHOICE {
    indexLength10          BIT STRING (SIZE(10)),
    choice-extension       ProtocolIE-Single-Container { {UEIdentityIndexValue-ExtIEs} }
}

```

```

UEIdentityIndexValue-ExtIEs XNAP-PROTOCOL-IES ::= {
    ...
}

```

```

UERANPagingIdentity ::= CHOICE {
    i-RNTI-full          BIT STRING ( SIZE (40)),
    choice-extension     ProtocolIE-Single-Container { {UERANPagingIdentity-ExtIEs} }
}

```

```

UERANPagingIdentity-ExtIEs XNAP-PROTOCOL-IES ::= {
    ...
}

```

```

UESecurityCapabilities ::= SEQUENCE {
    nr-EncryptionAlgorithms          BIT STRING {nea1-128(1),
                                                nea2-128(2),
                                                nea3-128(3)} (SIZE(16, ...)),
    nr-IntegrityProtectionAlgorithms BIT STRING {nia1-128(1),
                                                nia2-128(2),
                                                nia3-128(3)} (SIZE(16, ...)),
    e-utra-EncryptionAlgorithms     BIT STRING {eea1-128(1),
                                                eea2-128(2),
                                                eea3-128(3)} (SIZE(16, ...)),
    e-utra-IntegrityProtectionAlgorithms BIT STRING {eial-128(1),
                                                eia2-128(2),
                                                eia3-128(3)} (SIZE(16, ...)),
    iE-Extension                    ProtocolExtensionContainer { {UESecurityCapabilities-ExtIEs} } OPTIONAL,
    ...
}

```

```

UESecurityCapabilities-ExtIEs XNAP-PROTOCOL-EXTENSION ::= {
    ...
}

```

```

ULConfiguration ::= SEQUENCE {
    uL-PDCP          UL-UE-Configuration,
    iE-Extensions    ProtocolExtensionContainer { {ULConfiguration-ExtIEs} } OPTIONAL,
    ...
}

```

```

ULConfiguration-ExtIEs XNAP-PROTOCOL-EXTENSION ::= {
    ...
}

```

```

}
UL-UE-Configuration ::= ENUMERATED {no-data, shared, only, ...}
ULForwarding ::= ENUMERATED {ul-forwarding-proposed, ...}
UPTransportLayerInformation ::= CHOICE {
    gtpTunnel          GTPtunnelTransportLayerInformation,
    choice-extension   ProtocolIE-Single-Container { {UPTransportLayerInformation-ExtIEs} }
}
UPTransportLayerInformation-ExtIEs XNAP-PROTOCOL-IES ::= {
    ...
}
UPTransportParameters ::= SEQUENCE (SIZE(1..maxnoofSCellGroupsplus1)) OF UPTransportParametersItem
UPTransportParametersItem ::= SEQUENCE {
    upTNLInfo          UPTransportLayerInformation,
    cellGroupID       CellGroupID,
    iE-Extension       ProtocolExtensionContainer { {UPTransportParametersItem-ExtIEs} } OPTIONAL,
    ...
}
UPTransportParametersItem-ExtIEs XNAP-PROTOCOL-EXTENSION ::= {
    ...
}
UserPlaneTrafficActivityReport ::= ENUMERATED {inactive, re-activated, ...}

-- V
VolumeTimedReportList ::= SEQUENCE (SIZE(1..maxnooftimeperiods)) OF VolumeTimedReport-Item
VolumeTimedReport-Item ::= SEQUENCE {
    startTimeStamp     OCTET STRING (SIZE(4)),
    endTimeStamp       OCTET STRING (SIZE(4)),
    usageCountUL       INTEGER (0..18446744073709551615),
    usageCountDL       INTEGER (0..18446744073709551615),
    iE-Extensions      ProtocolExtensionContainer { {VolumeTimedReport-Item-ExtIEs} } OPTIONAL,
    ...
}
VolumeTimedReport-Item-ExtIEs XNAP-PROTOCOL-EXTENSION ::= {
    ...
}

-- W

-- X

```



```
XnBenefitValue ::= INTEGER (1..8, ...)
```

```
-- Y
```

```
-- Z
```

```
END
```

```
-- ASN1STOP
```

### 9.3.6 Common definitions

```
-- ASN1START
```

```
-- *****
```

```
--
```

```
-- Common definitions
```

```
--
```

```
-- *****
```

```
XnAP-CommonDataTypes {
itu-t (0) identified-organization (4) etsi (0) mobileDomain (0)
ngran-access (22) modules (3) xnap (2) version1 (1) xnap-CommonDataTypes (3) }
```

```
DEFINITIONS AUTOMATIC TAGS ::=
```

```
BEGIN
```

```
-- *****
```

```
--
```

```
-- Extension constants
```

```
--
```

```
-- *****
```

```
maxPrivateIEs          INTEGER ::= 65535
maxProtocolExtensions  INTEGER ::= 65535
maxProtocolIEs        INTEGER ::= 65535
```

```
-- *****
```

```
--
```

```
-- Common Data Types
```

```
--
```

```
-- *****
```

```
Criticality ::= ENUMERATED { reject, ignore, notify }
```

```
Presence ::= ENUMERATED { optional, conditional, mandatory }
```

```
PrivateIE-ID ::= CHOICE {
  local          INTEGER (0.. maxPrivateIEs),
  global        OBJECT IDENTIFIER
```

```

}
ProcedureCode ::= INTEGER (0..255)

ProtocolIE-ID ::= INTEGER (0..maxProtocolIEs)

TriggeringMessage ::= ENUMERATED { initiating-message, successful-outcome, unsuccessful-outcome}

END
-- ASN1STOP

```

### 9.3.7 Constant definitions

```

-- ASN1START
-- *****
--
-- Constant definitions
--
-- *****

XnAP-Constants {
itu-t (0) identified-organization (4) etsi (0) mobileDomain (0)
ngran-Access (22) modules (3) xnap (2) version1 (1) xnap-Constants (4) }

DEFINITIONS AUTOMATIC TAGS ::=

BEGIN

IMPORTS
    ProcedureCode,
    ProtocolIE-ID
FROM XnAP-CommonDataTypes;

-- *****
--
-- Elementary Procedures
--
-- *****

id-handoverPreparation ProcedureCode ::= 0
id-sNStatusTransfer ProcedureCode ::= 1
id-handoverCancel ProcedureCode ::= 2
id-retrieveUEContext ProcedureCode ::= 3
id-rANPaging ProcedureCode ::= 4
id-xnUAddressIndication ProcedureCode ::= 5
id-uEContextRelease ProcedureCode ::= 6
id-sNGRANnodeAdditionPreparation ProcedureCode ::= 7
id-sNGRANnodeReconfigurationCompletion ProcedureCode ::= 8
id-mNGRANnodeinitiatedSNGRANnodeModificationPreparation ProcedureCode ::= 9
id-sNGRANnodeinitiatedSNGRANnodeModificationPreparation ProcedureCode ::= 10
id-mNGRANnodeinitiatedSNGRANnodeRelease ProcedureCode ::= 11

```

id-sNGRANnodeinitiatedSNGRANnodeRelease	ProcedureCode ::= 12
id-sNGRANnodeCounterCheck	ProcedureCode ::= 13
id-sNGRANnodeChange	ProcedureCode ::= 14
id-rRCtransfer	ProcedureCode ::= 15
id-xnRemoval	ProcedureCode ::= 16
id-xnSetup	ProcedureCode ::= 17
id-nGRANnodeConfigurationUpdate	ProcedureCode ::= 18
id-cellActivation	ProcedureCode ::= 19
id-reset	ProcedureCode ::= 20
id-errorIndication	ProcedureCode ::= 21
id-privateMessage	ProcedureCode ::= 22
id-notificationControl	ProcedureCode ::= 23
id-activityNotification	ProcedureCode ::= 24
id-e-UTRA-NR-CellResourceCoordination	ProcedureCode ::= 25
id-secondaryRATDataUsageReport	ProcedureCode ::= 26

```
-- *****
--
-- Lists
--
-- *****
```

maxEARFCN	INTEGER ::= 262143
maxnoofAllowedAreas	INTEGER ::= 16
maxnoofAMFsets	INTEGER ::= 16
maxnoofAoIs	INTEGER ::= 64
maxnoofBPLMNs	INTEGER ::= 12
maxnoofCellsInAoI	INTEGER ::= 256
maxnoofCellsInUEHistoryInfo	INTEGER ::= 16
maxnoofCellsInNG-RANnode	INTEGER ::= 16384
maxnoofCellsInRNA	INTEGER ::= 32
maxnoofCellsUEMovingTrajectory	INTEGER ::= 16
maxnoofDRBs	INTEGER ::= 32
maxnoofEUTRABands	INTEGER ::= 16
maxnoofEPLMNs	INTEGER ::= 15
maxnoofForbiddenTACs	INTEGER ::= 4096
maxnoofMBSFNUTRA	INTEGER ::= 8
maxnoofMultiConnectivityMinusOne	INTEGER ::= 3
maxnoofNeighbours	INTEGER ::= 1024
maxnoofNRCellBands	INTEGER ::= 32
maxnoofPLMNs	INTEGER ::= 16
maxnoofPDUSessions	INTEGER ::= 256
maxnoofProtectedResourcePatterns	INTEGER ::= 16
maxnoofQoSFlows	INTEGER ::= 64
maxnoofRANAreaCodes	INTEGER ::= 32
maxnoofRANAreasInRNA	INTEGER ::= 16
maxnoofRANNodesInAoI	INTEGER ::= 64
maxnoofSCellGroups	INTEGER ::= 3
maxnoofSCellGroupsplus1	INTEGER ::= 4
maxnoofSliceItems	INTEGER ::= 1024
maxnoofsupportedPLMNs	INTEGER ::= 12

```

maxnoofsupportedTACs      INTEGER ::= 256
maxnoofTAI                INTEGER ::= 16
maxnoofTAIsinAoI         INTEGER ::= 16
maxnooftimeperiods       INTEGER ::= 2
maxnoofTNLAssociations   INTEGER ::= 32
maxnoofUEContexts        INTEGER ::= 8192
maxNRARFCN                INTEGER ::= 3279165
maxNrOfErrors             INTEGER ::= 256

```

```

-- *****
--
-- IEs
--
-- *****

```

```

id-ActivatedServedCells      ProtocolIE-ID ::= 0
id-ActivationIDforCellActivation ProtocolIE-ID ::= 1
id-admittedSplitSRB         ProtocolIE-ID ::= 2
id-admittedSplitSRBrelease  ProtocolIE-ID ::= 3
id-AMF-Set-Information       ProtocolIE-ID ::= 4
id-AssistanceDataForRANPaging ProtocolIE-ID ::= 5
id-BearersSubjectToCounterCheck ProtocolIE-ID ::= 6
id-Cause                     ProtocolIE-ID ::= 7
id-cellAssistanceInfo-NR     ProtocolIE-ID ::= 8
id-ConfigurationUpdateInitiatingNodeChoice ProtocolIE-ID ::= 9
id-CriticalityDiagnostics    ProtocolIE-ID ::= 10
id-XnUAddressInfoforPDUSession-List ProtocolIE-ID ::= 11
id-DRBsSubjectToStatusTransfer-List ProtocolIE-ID ::= 12
id-ExpectedUEBehaviour       ProtocolIE-ID ::= 13
id-GlobalNG-RAN-node-ID     ProtocolIE-ID ::= 14
id-GUAMI                     ProtocolIE-ID ::= 15
id-indexToRatFrequSelectionPriority ProtocolIE-ID ::= 16
id-initiatingNodeType-ResourceCoordRequest ProtocolIE-ID ::= 17
id-List-of-served-cells-E-UTRA ProtocolIE-ID ::= 18
id-List-of-served-cells-NR   ProtocolIE-ID ::= 19
id-LocationReportingInformation ProtocolIE-ID ::= 20
id-MAC-I                     ProtocolIE-ID ::= 21
id-MaskedIMEISV             ProtocolIE-ID ::= 22
id-M-NG-RANnodeUEXnAPIID    ProtocolIE-ID ::= 23
id-MN-to-SN-Container        ProtocolIE-ID ::= 24
id-MobilityRestrictionList   ProtocolIE-ID ::= 25
id-new-NG-RAN-Cell-Identity  ProtocolIE-ID ::= 26
id-newNG-RANnodeUEXnAPIID   ProtocolIE-ID ::= 27
id-UEReportRRCTransfer       ProtocolIE-ID ::= 28
id-oldNG-RANnodeUEXnAPIID    ProtocolIE-ID ::= 29
id-OldtoNewNG-RANnodeResumeContainer ProtocolIE-ID ::= 30
id-PagingDRX                 ProtocolIE-ID ::= 31
id-PCellID                   ProtocolIE-ID ::= 32
id-PDCPChangeIndication     ProtocolIE-ID ::= 33
id-PDUSessionAdmittedAddedAddReqAck ProtocolIE-ID ::= 34
id-PDUSessionAdmittedModSNModConfirm ProtocolIE-ID ::= 35
id-PDUSessionAdmitted-SNModResponse ProtocolIE-ID ::= 36
id-PDUSessionNotAdmittedAddReqAck ProtocolIE-ID ::= 37
id-PDUSessionNotAdmitted-SNModResponse ProtocolIE-ID ::= 38

```

id-PDUSessionReleasedList-RelConf	ProtocolIE-ID ::= 39
id-PDUSessionReleasedSNModConfirm	ProtocolIE-ID ::= 40
id-PDUSessionResourcesActivityNotifyList	ProtocolIE-ID ::= 41
id-PDUSessionResourcesAdmitted-List	ProtocolIE-ID ::= 42
id-PDUSessionResourcesNotAdmitted-List	ProtocolIE-ID ::= 43
id-PDUSessionResourcesNotifyList	ProtocolIE-ID ::= 44
id-PDUSession-SNChangeConfirm-List	ProtocolIE-ID ::= 45
id-PDUSession-SNChangeRequired-List	ProtocolIE-ID ::= 46
id-PDUSessionToBeAddedAddReq	ProtocolIE-ID ::= 47
id-PDUSessionToBeModifiedSNModRequired	ProtocolIE-ID ::= 48
id-PDUSessionToBeReleasedList-RelRqd	ProtocolIE-ID ::= 49
id-PDUSessionToBeReleased-RelReq	ProtocolIE-ID ::= 50
id-PDUSessionToBeReleasedSNModRequired	ProtocolIE-ID ::= 51
id-RANPagingArea	ProtocolIE-ID ::= 52
id-PagingPriority	ProtocolIE-ID ::= 53
id-requestedSplitSRB	ProtocolIE-ID ::= 54
id-requestedSplitSRBRelease	ProtocolIE-ID ::= 55
id-ResetRequestTypeInfo	ProtocolIE-ID ::= 56
id-ResetResponseTypeInfo	ProtocolIE-ID ::= 57
id-RespondingNodeTypeConfigUpdateAck	ProtocolIE-ID ::= 58
id-respondingNodeType-ResourceCoordResponse	ProtocolIE-ID ::= 59
id-ResponseInfo-ReconfCompl	ProtocolIE-ID ::= 60
id-RRCCongigIndication	ProtocolIE-ID ::= 61
id-RRCRResumeCause	ProtocolIE-ID ::= 62
id-SCGConfigurationQuery	ProtocolIE-ID ::= 63
id-selectedPLMN	ProtocolIE-ID ::= 64
id-ServedCellsToActivate	ProtocolIE-ID ::= 65
id-servedCellsToUpdate-E-UTRA	ProtocolIE-ID ::= 66
id-ServedCellsToUpdateInitiatingNodeChoice	ProtocolIE-ID ::= 67
id-servedCellsToUpdate-NR	ProtocolIE-ID ::= 68
id-s-ng-RANnode-SecurityKey	ProtocolIE-ID ::= 69
id-S-NG-RANnodeUE-AMBR	ProtocolIE-ID ::= 70
id-S-NG-RANnodeUEXnAPID	ProtocolIE-ID ::= 71
id-SN-to-MN-Container	ProtocolIE-ID ::= 72
id-sourceNG-RANnodeUEXnAPID	ProtocolIE-ID ::= 73
id-SplitSRB-RRCTransfer	ProtocolIE-ID ::= 74
id-TAISupport-list	ProtocolIE-ID ::= 75
id-TimeToWait	ProtocolIE-ID ::= 76
id-Target2SourceNG-RANnodeTranspContainer	ProtocolIE-ID ::= 77
id-targetCellGlobalID	ProtocolIE-ID ::= 78
id-targetNG-RANnodeUEXnAPID	ProtocolIE-ID ::= 79
id-target-S-NG-RANnodeID	ProtocolIE-ID ::= 80
id-TraceActivation	ProtocolIE-ID ::= 81
id-UEContextID	ProtocolIE-ID ::= 82
id-UEContextInfoHORequest	ProtocolIE-ID ::= 83
id-UEContextInfoRetrUECtxtResp	ProtocolIE-ID ::= 84
id-UEContextInfo-SNModRequest	ProtocolIE-ID ::= 85
id-UEContextKeptIndicator	ProtocolIE-ID ::= 86
id-UEContextRefAtSN-HORequest	ProtocolIE-ID ::= 87
id-UEHistoryInformation	ProtocolIE-ID ::= 88
id-UEIdentityIndexValue	ProtocolIE-ID ::= 89
id-UERANPagingIdentity	ProtocolIE-ID ::= 90
id-UESecurityCapabilities	ProtocolIE-ID ::= 91
id-UserPlaneTrafficActivityReport	ProtocolIE-ID ::= 92

```

id-XnRemovalThreshold
id-DesiredActNotificationLevel
id-AvailableDRBIDs
id-AdditionalDRBIDs
id-SpareDRBIDs
id-RequiredNumberOfDRBIDs
id-TNLA-To-Add-List
id-TNLA-To-Update-List
id-TNLA-To-Remove-List
id-TNLA-Setup-List
id-TNLA-Failed-To-Setup-List
id-PDUSessionToBeReleased-RelReqAck
id-S-NG-RANnodeMaxIPDataRate-UL
id-PDUSession-List-withDataForwardingRequest
id-PDUSessionResourceSecondaryRATUsageList
id-Additional-UL-NG-U-TNLatUPF-List
id-SecondarydataForwardingInfoFromTarget-List
id-LocationInformationSNReporting
id-LocationInformationSN
id-LastE-UTRANPLMNIdentity
id-S-NG-RANnodeMaxIPDataRate-DL
id-MaxIPRate-DL
id-SecurityResult
id-S-NSSAI
id-MR-DC-ResourceCoordinationInfo

END
-- ASN1STOP

```

```

ProtocolIE-ID ::= 93
ProtocolIE-ID ::= 94
ProtocolIE-ID ::= 95
ProtocolIE-ID ::= 96
ProtocolIE-ID ::= 97
ProtocolIE-ID ::= 98
ProtocolIE-ID ::= 99
ProtocolIE-ID ::= 100
ProtocolIE-ID ::= 101
ProtocolIE-ID ::= 102
ProtocolIE-ID ::= 103
ProtocolIE-ID ::= 104
ProtocolIE-ID ::= 105
ProtocolIE-ID ::= 106
ProtocolIE-ID ::= 107
ProtocolIE-ID ::= 108
ProtocolIE-ID ::= 109
ProtocolIE-ID ::= 110
ProtocolIE-ID ::= 111
ProtocolIE-ID ::= 112
ProtocolIE-ID ::= 113
ProtocolIE-ID ::= 114
ProtocolIE-ID ::= 115
ProtocolIE-ID ::= 116
ProtocolIE-ID ::= 117

```

## 9.3.8 Container definitions

```

-- ASN1START
-- *****
--
-- Container definitions
--
-- *****

XnAP-Containers {
itu-t (0) identified-organization (4) etsi (0) mobileDomain (0)
ngran-access (22) modules (3) xnap (2) version1 (1) xnap-Containers (5) }

DEFINITIONS AUTOMATIC TAGS ::=

BEGIN

-- *****
--
-- IE parameter types from other modules.
--
-- *****

IMPORTS

```

```

    maxPrivateIEs,
    maxProtocolExtensions,
    maxProtocolIEs,
    Criticality,
    Presence,
    PrivateIE-ID,
    ProtocolIE-ID
FROM XnAP-CommonDataTypes;

-- *****
--
-- Class Definition for Protocol IEs
--
-- *****

XNAP-PROTOCOL-IES ::= CLASS {
    &id          ProtocolIE-ID          UNIQUE,
    &criticality Criticality,
    &Value,
    &presence    Presence
}
WITH SYNTAX {
    ID          &id
    CRITICALITY &criticality
    TYPE        &Value
    PRESENCE    &presence
}

-- *****
--
-- Class Definition for Protocol IE pairs
--
-- *****

XNAP-PROTOCOL-IES-PAIR ::= CLASS {
    &id          ProtocolIE-ID          UNIQUE,
    &firstCriticality Criticality,
    &FirstValue,
    &secondCriticality Criticality,
    &SecondValue,
    &presence    Presence
}
WITH SYNTAX {
    ID          &id
    FIRST CRITICALITY &firstCriticality
    FIRST TYPE      &FirstValue
    SECOND CRITICALITY &secondCriticality
    SECOND TYPE     &SecondValue
    PRESENCE       &presence
}

-- *****
--
-- Class Definition for Protocol Extensions

```

```

--
-- *****
XNAP-PROTOCOL-EXTENSION ::= CLASS {
    &id                ProtocolIE-ID        UNIQUE,
    &criticality        Criticality,
    &Extension,
    &presence           Presence
}
WITH SYNTAX {
    ID                &id
    CRITICALITY        &criticality
    EXTENSION          &Extension
    PRESENCE           &presence
}
-- *****
--
-- Class Definition for Private IEs
--
-- *****

XNAP-PRIVATE-IES ::= CLASS {
    &id                PrivateIE-ID,
    &criticality        Criticality,
    &Value,
    &presence           Presence
}
WITH SYNTAX {
    ID                &id
    CRITICALITY        &criticality
    TYPE              &Value
    PRESENCE           &presence
}
-- *****
--
-- Container for Protocol IEs
--
-- *****

ProtocolIE-Container {XNAP-PROTOCOL-IES : IEsSetParam} ::=
    SEQUENCE (SIZE (0..maxProtocolIEs)) OF
    ProtocolIE-Field {{IEsSetParam}}

ProtocolIE-Single-Container {XNAP-PROTOCOL-IES : IEsSetParam} ::= ProtocolIE-Field {{IEsSetParam}}

ProtocolIE-Field {XNAP-PROTOCOL-IES : IEsSetParam} ::= SEQUENCE {
    id                XNAP-PROTOCOL-IES.&id                ({{IEsSetParam}}),
    criticality        XNAP-PROTOCOL-IES.&criticality        ({{IEsSetParam}}{@id}),
    value              XNAP-PROTOCOL-IES.&Value              ({{IEsSetParam}}{@id})
}
-- *****

```



```

--
-- Container for Protocol IE Pairs
--
-- *****

ProtocolIE-ContainerPair {XNAP-PROTOCOL-IES-PAIR : IEsSetParam} ::=
  SEQUENCE (SIZE (0..maxProtocolIEs)) OF
    ProtocolIE-FieldPair {{IEsSetParam}}

ProtocolIE-FieldPair {XNAP-PROTOCOL-IES-PAIR : IEsSetParam} ::= SEQUENCE {
  id                XNAP-PROTOCOL-IES-PAIR.&id                ({IEsSetParam}),
  firstCriticality  XNAP-PROTOCOL-IES-PAIR.&firstCriticality  ({IEsSetParam}@id),
  firstValue        XNAP-PROTOCOL-IES-PAIR.&FirstValue        ({IEsSetParam}@id),
  secondCriticality XNAP-PROTOCOL-IES-PAIR.&secondCriticality  ({IEsSetParam}@id),
  secondValue       XNAP-PROTOCOL-IES-PAIR.&SecondValue       ({IEsSetParam}@id)
}

-- *****
--
-- Container Lists for Protocol IE Containers
--
-- *****

ProtocolIE-ContainerList {INTEGER : lowerBound, INTEGER : upperBound, XNAP-PROTOCOL-IES : IEsSetParam} ::=
  SEQUENCE (SIZE (lowerBound..upperBound)) OF
    ProtocolIE-Container {{IEsSetParam}}

ProtocolIE-ContainerPairList {INTEGER : lowerBound, INTEGER : upperBound, XNAP-PROTOCOL-IES-PAIR : IEsSetParam} ::=
  SEQUENCE (SIZE (lowerBound..upperBound)) OF
    ProtocolIE-ContainerPair {{IEsSetParam}}

-- *****
--
-- Container for Protocol Extensions
--
-- *****

ProtocolExtensionContainer {XNAP-PROTOCOL-EXTENSION : ExtensionSetParam} ::= SEQUENCE (SIZE (1..maxProtocolExtensions)) OF
  ProtocolExtensionField {{ExtensionSetParam}}

ProtocolExtensionField {XNAP-PROTOCOL-EXTENSION : ExtensionSetParam} ::= SEQUENCE {
  id                XNAP-PROTOCOL-EXTENSION.&id                ({ExtensionSetParam}),
  criticality        XNAP-PROTOCOL-EXTENSION.&criticality        ({ExtensionSetParam}@id),
  extensionValue     XNAP-PROTOCOL-EXTENSION.&Extension         ({ExtensionSetParam}@id)
}

-- *****
--
-- Container for Private IEs
--
-- *****

PrivateIE-Container {XNAP-PRIVATE-IES : IEsSetParam} ::=
  SEQUENCE (SIZE (1..maxPrivateIEs)) OF

```

```
PrivateIE-Field {{IEsSetParam}}

PrivateIE-Field {XNAP-PRIVATE-IES : IEsSetParam} ::= SEQUENCE {
    id            XNAP-PRIVATE-IES.&id            ({IEsSetParam}),
    criticality   XNAP-PRIVATE-IES.&criticality   ({IEsSetParam}{@id}),
    value        XNAP-PRIVATE-IES.&Value        ({IEsSetParam}{@id})
}

END
-- ASN1STOP
```

## 9.4 Message transfer syntax

XnAP shall use the ASN.1 Basic Packed Encoding Rules (BASIC-PER) Aligned Variant as transfer syntax, as specified in ITU-T Rec. X.691 [15].

## 9.5 Timers

$TXn_{RELOCprep}$

- Specifies the maximum time for the Handover Preparation procedure in the source NG-RAN node.

$TXn_{RELOCoverall}$

- Specifies the maximum time for the protection of the overall handover procedure in the source NG-RAN node.

$TXn_{DCprep}$

- Specifies the maximum time for the S-NG-RAN node Addition Preparation or M-NG-RAN node initiated S-NG-RAN node Modification Preparation.

$TXn_{DCoverall}$

- Specifies the maximum time in the S-NG-RAN node for either the S-NG-RAN node initiated S-NG-RAN node Modification procedure or the protection of the NG-RAN actions necessary to configure UE resources at S-NG-RAN node Addition or M-NG-RAN node initiated S-NG-RAN node Modification.

---

## 10 Handling of unknown, unforeseen and erroneous protocol data

Section 10 of TS 38.413 [5] is applicable for the purposes of the present document.

## Annex A (informative): Change history

Change history							
Date	Meeting	TDoc	CR	Rev	Cat	Subject/Comment	New version
2017-04	RAN3#95bis	R3-171316				Implementing agreements from meeting RAN3#95bis: R3-171147 (removing last two IEs and FFS on NG-C UE), R3-171372, R3-171351 (only NSSAI related text), R3-171338 (with Editor's Note on text and message structure), R3-171371 (with Editor's Note in generic section and name for RAN Paging FFS), R3-171345, R3-171347	0.0.1
2017-05	RAN3#96					Add SGNB MODIFICATION REQUEST in tabular. Editorial change	0.0.2
2017-05	RAN3#96					Implementing agreements from meeting RAN3#96: R3-171925 (Handover messages – tabular format), R3-171928 (additions for RAN Paging) Editorials (remove highlight, change style sheet assignments, correcting and adding references to other TSs and TRs, replacing some FFSs by Editor's Notes)	0.1.0
2017-06	RAN3#ad-hoc2	R3-172548				Submission	0.1.1
2017-06	RAN3#ad-hoc2	R3-173452				Implementing agreed R3-172612 and agreed node naming conventions.	0.2.0
2017-08	RAN3#97	R3-173462				Implement the agreed pCRs from RAN3#97 meeting: R3-173237, R3-173337, R3-173416, R3-173429, R3-173431	0.3.0
2017-10	RAN3#97bis	R3-174242				Implementing the agreed pCRs from RAN3#97bis meeting: R3-173976, R3-174097, R3-174183, R3-174192, R3-174205	0.4.0
2017-12	RAN3#98	R3-175058				Implementing agreed pCRs from RAN3#98 meeting: R3-175024, R3-174817, R3-174920, R3-174920, R3-174924, R3-174934, R3-174837, R3-175077	0.5.0
2018-01	RAN3 AH 1801	R3-180656				Implementing agreed pCRs from RAN3 AH 1801: R3-180114, R3-180545, R3-180548, R3-180561, R3-180569, R3-180601, R3-180607, R3-180615, R3-180629, R3-180631, R3-180638	0.6.0
2018-03	RAN3#99	R3-181593				Implementing agreed pCRs from RAN3#99: R3-180850, R3-180980, R3-181247, R3-181280, R3-181350, R3-181385, R3-181390, R3-181415, R3-181418, R3-181461, R3-181504, R3-181509	0.7.0
2018-04	RAN3#99bis	R3-182527				Implementing agreements from RAN3#99bis: R3-182213, R3-182396, R3-182401, R3-181855, R3-182488, R3-182371, R3-182157, R3-182373, R3-182375, R3-182376, R3-182163, R3-182384, R3-182392, R3-181825, R3-182494, R3-181980, R3-182433, update along R3-182378, update along R3-182344, update along R3-181899	0.8.0
2018-05	RAN3#100	R3-183597				Implementing agreements from RAN3#100: R3-182614, R3-182615, R3-182635, R3-182815, R3-182935, R3-183091, R3-183154, R3-183165, R3-183252, R3-183314, R3-183369, R3-183376, R3-183386, R3-183389, R3-183393, R3-183404, R3-183407, R3-183411, R3-183441, R3-183442, R3-183444, R3-183450, R3-183455, R3-183497, R3-183511, R3-183517, R3-183519, R3-183534, R3-183541. Adding ASN.1 and performing editorial cleanups.	0.9.0
2018-06	RAN#80	RP-180816				Submission to TSG RAN for approval	1.0.0
2018-06	RAN#80		-	-	-	Specification approved at TSG-RAN and placed under change control	15.0.0
2018-09	RAN#81	RP-181922	0008	2	F	Collected corrections for XnAP version 15.0.0	15.1.0
2018-09	RAN#81	RP-181921	0002	1	F	Addition of MCG cell ID to solve the PCI confusion at SN	15.1.0
2018-12	RAN#82	RP-182448	0011	4	F	NR Corrections (TS 38.423 Baseline CR covering RAN3-101Bis and RAN3-102 agreements)	15.2.0
2019-03	RAN#83	RP-190555	0012	3	F	Correction to RRC transfer	15.3.0
2019-03	RAN#83	RP-190201	0017	3	F	Transfer of the PCell information for LI purposes	15.3.0
2019-03	RAN#83	RP-190555	0023	1	F	Missing causes for context retrieval failure	15.3.0
2019-03	RAN#83	RP-190554	0024	1	F	Data volume reporting for MR-DC with 5GC	15.3.0
2019-03	RAN#83	RP-190555	0025	2	F	Separate UL/DL limits for UE's maximum IP rate	15.3.0
2019-03	RAN#83	RP-190555	0027	2	F	LTE-NR UE Level Resource Coordination	15.3.0
2019-03	RAN#83	RP-190555	0029	2	F	Support of PDU session split during handover procedure	15.3.0
2019-03	RAN#83	RP-190554	0035	-	F	Correction of RAN triggered PDU Session split	15.3.0
2019-03	RAN#83	RP-190555	0036	-	F	Correction of Slice Support over Xn	15.3.0
2019-03	RAN#83	RP-190556	0041	2	F	Correction of QoS Flow Mapping Indication	15.3.0
2019-03	RAN#83	RP-190555	0042	-	F	Correction for RRC container in SN MODIFICATION CONFIRM message	15.3.0
2019-03	RAN#83	RP-190555	0048	-	F	Clarification on Inter-node message for NE-DC	15.3.0
2019-03	RAN#83	RP-190555	0050	-	F	Introduce IMEISV to addition request to Xn	15.3.0
2019-03	RAN#83	RP-190555	0051	2	F	Support of integrity protection for Option 4&7	15.3.0
2019-03	RAN#83	RP-190555	0053	1	F	Correction on partial reset	15.3.0
2019-03	RAN#83	RP-190555	0054	1	F	Correction on TAI Support List	15.3.0
2019-03	RAN#83	RP-190555	0061	1	F	Rapporteur updates on version 15.2.0	15.3.0

2019-03	RAN#83	RP-190556	0065	2	F	S-NSSAI update during EPS to 5GS handover	15.3.0
2019-03	RAN#83	RP-190556	0067	1	F	Correction of EPC interworking	15.3.0

---

# History

<b>Document history</b>		
V15.0.0	July 2018	Publication
V15.1.0	September 2018	Publication
V15.2.0	April 2019	Publication
V15.3.0	May 2019	Publication