

# ETSI TS 182 023 V2.1.1 (2009-01)

---

*Technical Specification*

**Telecommunications and Internet converged Services and  
Protocols for Advanced Networking (TISPAN);  
Core and enterprise NGN interaction scenarios;  
Architecture and functional description**

---



---

Reference

DTS/TISPAN-02040-NGN-R2

---

Keywords

interaction, network

**ETSI**

650 Route des Lucioles  
F-06921 Sophia Antipolis Cedex - FRANCE

Tel.: +33 4 92 94 42 00 Fax: +33 4 93 65 47 16

Siret N° 348 623 562 00017 - NAF 742 C  
Association à but non lucratif enregistrée à la  
Sous-Préfecture de Grasse (06) N° 7803/88

---

**Important notice**

Individual copies of the present document can be downloaded from:

<http://www.etsi.org>

The present document may be made available in more than one electronic version or in print. In any case of existing or perceived difference in contents between such versions, the reference version is the Portable Document Format (PDF). In case of dispute, the reference shall be the printing on ETSI printers of the PDF version kept on a specific network drive within ETSI Secretariat.

Users of the present document should be aware that the document may be subject to revision or change of status. Information on the current status of this and other ETSI documents is available at

<http://portal.etsi.org/tb/status/status.asp>

If you find errors in the present document, please send your comment to one of the following services:

[http://portal.etsi.org/chaicor/ETSI\\_support.asp](http://portal.etsi.org/chaicor/ETSI_support.asp)

---

**Copyright Notification**

No part may be reproduced except as authorized by written permission.  
The copyright and the foregoing restriction extend to reproduction in all media.

© European Telecommunications Standards Institute 2009.  
All rights reserved.

**DECT™**, **PLUGTESTS™**, **UMTS™**, **TIPHON™**, the TIPHON logo and the ETSI logo are Trade Marks of ETSI registered for the benefit of its Members.

**3GPP™** is a Trade Mark of ETSI registered for the benefit of its Members and of the 3GPP Organizational Partners.

# Contents

Intellectual Property Rights .....	5
Foreword.....	5
1 Scope .....	6
2 References .....	6
2.1 Normative references .....	6
2.2 Informative references.....	7
3 Definitions and abbreviations.....	7
3.1 Definitions.....	7
3.2 Abbreviations .....	7
4 Introduction .....	8
4.1 General modelling and relationship to NGN releases .....	8
4.2 Levels of service provision.....	8
4.3 Introduction to the scenarios covered by the present document .....	9
5 General requirements .....	9
6 Scenarios relating to a level of service of IP connectivity .....	9
6.1 Scenario 1: IP VPN providing a virtual leased line between NGCN sites .....	9
6.1.1 Introduction.....	9
6.1.2 Involved functional entities – originating .....	10
6.1.3 Involved functional entities - terminating .....	10
6.1.4 Interoperability with other scenarios .....	10
6.1.5 Emergency calls.....	10
6.1.6 Configuration / provisioning issues .....	11
6.1.7 Security issues .....	11
6.1.8 Charging issues .....	11
6.1.9 Transport control issues .....	11
6.2 Scenario 2: IP VPN tunnel providing a virtual leased line between a remote terminal and an NGCN sites ....	11
6.2.1 Introduction.....	11
6.2.2 Involved functional entities – originating .....	11
6.2.3 Involved functional entities - terminating .....	12
6.2.4 Interoperability with other scenarios .....	12
6.2.5 Emergency calls.....	12
6.2.6 Configuration / provisioning issues .....	13
6.2.7 Security issues .....	13
6.2.8 Charging issues .....	13
6.2.9 Transport control issues .....	13
7 Scenarios relating to a level of service of session establishment and control of communication session .....	13
7.1 Scenario 3: Session level virtual leased line.....	13
7.1.1 Introduction.....	13
7.1.2 Involved functional entities – originating .....	14
7.1.3 Involved functional entities - terminating .....	15
7.1.4 Interoperability with other scenarios .....	15
7.1.5 Emergency calls.....	15
7.1.6 Configuration / provisioning issues .....	16
7.1.7 Security issues .....	16
7.1.8 Charging issues .....	16
7.1.9 Transport control issues .....	16
8 Scenarios relating to a level of service of application level .....	16
8.1 General .....	16
8.2 Scenario 4: Hosted Enterprise Services (HES).....	16
8.2.1 Introduction.....	16

8.2.2	Involved functional entities – originating .....	17
8.2.3	Involved functional entities - terminating .....	17
8.2.4	Interoperability with other scenarios .....	18
8.2.5	Emergency calls .....	18
8.2.6	Configuration / provisioning issues .....	18
8.2.7	Security issues .....	18
8.2.8	Charging issues .....	18
8.2.9	Transport control issues .....	18
8.3	Scenario 5: Business trunking (subscription based) .....	19
8.3.1	Introduction.....	19
8.3.2	Involved functional entities – originating .....	19
8.3.3	Involved functional entities - terminating .....	20
8.3.4	Interoperability with other scenarios .....	20
8.3.5	Emergency calls.....	20
8.3.6	Configuration / provisioning issues .....	21
8.3.7	Security issues .....	21
8.3.8	Charging issues .....	21
8.3.9	Transport control issues .....	21
8.4	Scenario 6: Business trunking (peering based).....	21
8.4.1	Introduction.....	21
8.4.2	Involved functional entities – originating .....	22
8.4.3	Involved functional entities - terminating .....	23
8.4.4	Interoperability with other scenarios .....	23
8.4.5	Emergency calls.....	24
8.4.6	Configuration / provisioning issues .....	24
8.4.7	Security issues .....	24
8.4.8	Charging issues .....	24
8.4.9	Transport control issues .....	24
9	Scenarios relating to roaming.....	24
9.1	Scenario 7: NGCN user roaming into NGN public network .....	24
9.1.1	Introduction.....	24
9.1.2	Involved functional entities.....	25
9.1.3	Void .....	26
9.1.4	Interoperability with other scenarios .....	26
9.1.5	Emergency calls .....	26
9.1.6	Configuration / provisioning issues .....	26
9.1.7	Security issues .....	26
9.1.8	Charging issues .....	26
9.1.9	Transport control issues .....	26
9.2	Scenario 8: NGCN user roaming into another NGCN site of the same enterprise .....	26
9.2.1	Introduction.....	26
9.3	Scenario 9: HES user roams into NGCN site of the same enterprise .....	27
9.3.1	Introduction.....	27
9.4	Scenario 10: HES user roams into another NGN .....	27
9.4.1	Introduction.....	27
9.5	Scenario 11: NGN public network user roaming into NGCN .....	27
9.5.1	Introduction.....	27
9.6	Scenario 12: NGCN user roaming into an NGCN of a different enterprise .....	27
9.6.1	Introduction.....	27
History	.....	28

---

## Intellectual Property Rights

IPRs essential or potentially essential to the present document may have been declared to ETSI. The information pertaining to these essential IPRs, if any, is publicly available for **ETSI members and non-members**, and can be found in ETSI SR 000 314: "*Intellectual Property Rights (IPRs); Essential, or potentially Essential, IPRs notified to ETSI in respect of ETSI standards*", which is available from the ETSI Secretariat. Latest updates are available on the ETSI Web server (<http://webapp.etsi.org/IPR/home.asp>).

Pursuant to the ETSI IPR Policy, no investigation, including IPR searches, has been carried out by ETSI. No guarantee can be given as to the existence of other IPRs not referenced in ETSI SR 000 314 (or the updates on the ETSI Web server) which are, or may be, or may become, essential to the present document.

---

## Foreword

This Technical Specification (TS) has been produced by ETSI Technical Committee Telecommunications and Internet converged Services and Protocols for Advanced Networking (TISPAN).

---

# 1 Scope

The present document provides the possible scenarios for:

- the interconnection of an Next Generation Corporate Network (NGCN) with a Next Generation Network (NGN); and
- the support of NGCN capabilities within an NGN, either towards a User Equipment (UE) or to an NGCN.

Unless otherwise specified by reference to other documents, all requirements relating to architecture and functional requirements are contained within the present document.

---

# 2 References

References are either specific (identified by date of publication and/or edition number or version number) or non-specific.

- For a specific reference, subsequent revisions do not apply.
- Non-specific reference may be made only to a complete document or a part thereof and only in the following cases:
  - if it is accepted that it will be possible to use all future changes of the referenced document for the purposes of the referring document;
  - for informative references.

Referenced documents which are not found to be publicly available in the expected location might be found at <http://docbox.etsi.org/Reference>.

NOTE: While any hyperlinks included in this clause were valid at the time of publication ETSI cannot guarantee their long term validity.

## 2.1 Normative references

The following referenced documents are indispensable for the application of the present document. For dated references, only the edition cited applies. For non-specific references, the latest edition of the referenced document (including any amendments) applies.

- [1] ETSI TS 182 009: "Telecommunications and Internet converged Services and Protocols for Advanced Networking (TISPAN); NGN Architecture to support emergency communication from citizen to authority".
- [2] ETSI TS 181 019: "Telecommunications and Internet converged Services and Protocols for Advanced Networking (TISPAN); Business Communication Requirements".
- [3] ETSI ES 282 001: "Telecommunications and Internet converged Services and Protocols for Advanced Networking (TISPAN); NGN Functional Architecture".
- [4] ETSI TS 182 024: "Telecommunications and Internet Converged Services and Protocols for Advanced Networking (TISPAN); Hosted Enterprise Services; Architecture, functional description and signalling".
- [5] ETSI TS 182 025: "Telecommunications and Internet converged Services and Protocols for Advanced Networking (TISPAN); Business trunking; Architecture and functional description".
- [6] ETSI TS 183 021: "Telecommunications and Internet converged Services and Protocols for Advanced Networking (TISPAN); Endorsement of 3GPP TS 29.162 Interworking between IM CN Sub-system and IP networks".

- [7] ETSI TS 187 003: "Telecommunications and Internet converged Services and Protocols for Advanced Networking (TISPAN); NGN Security; Security Architecture".

## 2.2 Informative references

The following referenced documents are not essential to the use of the present document but they assist the user with regard to a particular subject area. For non-specific references, the latest version of the referenced document (including any amendments) applies.

- [i.1] ETSI TR 102 478: "Enterprise Communication in Next Generation Corporate Networks (NGCN) involving Public Next Generation Networks (NGN)" (also published as ECMA TR/91).
- [i.2] draft-ietf-sipping-sbc-funcs-05 (March 2008): "Requirements from SIP (Session Initiation Protocol) Session Border Control Deployments".

---

## 3 Definitions and abbreviations

### 3.1 Definitions

For the purpose of the present document, the terms and definitions given in TS 181 019 [2] apply:

business trunking  
 business trunking application  
 Corporate telecommunication Network (CN)  
 Hosted Enterprise Services (HES)  
 Next Generation CN (NGCN)  
 NGCN site  
 PNP number  
 private network traffic  
 Private Numbering Plan (PNP)  
 public network traffic

### 3.2 Abbreviations

For the purposes of the present document, the following abbreviations apply:

API	Application Programming Interface
AS	Application Server
ASP	Application Service Provider
BGCF	Breakout Gateway Control Function
CN	Core Network
CND	Customer Network Device
CNG	Customer Network Gateway
DHCP	Dynamic Host Configuration Protocol
FQDN	Fully Qualified Domain Name
HES	Hosted Enterprise Services
HSS	Home Subscriber Server
IBCF	Interconnection Border Control Function
I-CSCF	Interrogating CSCF
IM	IP Multimedia
IMCN	IP Multimedia Core Network
IMS	IP Multimedia Subsystem
IOI	Inter Operator Identifier
IP	Internet Protocol
IWF	InterWorking Function
MACF	Multiple Association Control Function
NASS	Network Attachment SubSystem
NAT	Network Address Translator

NGCN	Next Generation Corporate Network
NGN	Next Generation Network
P-CSCF	Proxy CSCF
PNP	Private Numbering Plan
PSAP	Public Safety Answering Point
RACS	Resource and Admission Control Subsystem
S-CSCF	Serving CSCF
SIP	Session Initiation Protocol
SSP	Session Service Provider
TE	Terminal Equipment
TSP	Transport Service Provider
UE	User Equipment
UPSF	User Profile Service Function
URI	Uniform Resource Identifier

---

## 4 Introduction

### 4.1 General modelling and relationship to NGN releases

A number of different scenarios will likely exist for enabling interactions between Next-Generation Corporate Networks (NGCN) and Next Generation (public) Networks (NGN). The present document describes a sub-set of these scenarios and the architectural and functional requirements that arise from the support of these scenarios. Future releases may document other scenarios as requirements emerge.

### 4.2 Levels of service provision

The development of different interaction scenarios based upon the distribution of the hosting of private network capabilities in the enterprise operator and/or in the public NGN operator leads to the concept of the public NGN operator being able to offer services to NGCNs and the NGCN users at a number of different levels. This concept is further described in TR 102 478 [i.1].

The most basic level of service provision is IP connectivity. Differentiation from the Internet can be in the form of improved or guaranteed quality of service or security. For the purposes of the present document an NGN that provides this level of service acts as a Transport Service Provider (TSP).

A second level of service provision is in session establishment and control of communication sessions, e.g. voice, multimedia, messaging. Here the NGN adds value by being involved in the signalling protocol used to establish and control media sessions. For the purposes of the present document the primary session control signalling protocol concerned is assumed to be the Session Initiation Protocol (SIP). Added value can include intelligent routing, provision of quality of service for media, provision of gateway services to legacy networks, assistance in NAT traversal, etc. For the purposes of the present document an NGN that provides this level of service is known as a Session Service Provider (SSP).

A third level of service provision is at the application level. Applications can be many and varied, but for the purposes of the present document an application is assumed to be applied on top of session level services. An application may be able to monitor or control multi-media sessions (either directly or through a protocol or API) and may or may not be involved in media as well. Examples of applications that involve media include conferencing services, transcoding and translation services and call distribution centres. Examples of applications that monitor or control sessions but do not involve media include presence services, call logging services and UA configuration services. In addition, an application may be accessed through a session control protocol such as SIP. For the purposes of the present document an NGN that provides this level of service is known as an Application Service Provider (ASP).

NOTE 1: An NGN acting as an ASP is not necessarily providing these capabilities on an IMS application server, it is providing any level of functionality above that of an SSP at any appropriate entity.



An NGN may provide services at one or more of these levels. Not all services offered will be of interest to enterprise customers and of relevance for interworking with NGCNs. Enterprise customers may use different NGNs for different levels of service provision and may have different contractual relationships with each of these NGNs. In addition, for a given communication and depending on the number of parties to be interconnected and/or the number of services to be accessed, multiple providers may be involved.

NOTE 2: Similarly an NGCN can provide services at these three levels to enterprise users. In particular, services at the session establishment and control level and/or application level can be provided by an NGCN site to enterprise users on other NGCN sites or supported by hosted enterprise services.

The scenarios provided in the present document are presented in accordance with this concept.

## 4.3 Introduction to the scenarios covered by the present document

The present document has been structured following the service level categories as introduced in clause 4.2 in mind, as follows:

- clause 6 presents scenarios that relate to provision of IP connectivity level services offered by an NGN;
- clause 7 presents scenarios that relate to provision of session establishment and control of communication session services offered by an NGN;
- clause 8 presents scenarios that relate to provision of application level services offered by an NGN; and
- clause 9 presents scenarios that relate to provision of session level roaming services offered by an NGN.

The scenarios presented in Clause 6 are IP level virtual leased line services between NGCN sites or between an NGCN site and a remote NGCN UE.

The scenario presented in clause 7 is a session level virtual leased line.

The application level service scenarios presented in clause 8 are hosted enterprise services (HES), subscription based business trunking and peering based business trunking.

Clause 9 presents a special class of session level service scenarios that are so distinct from other session level services that they are a service class of their own. Roaming scenario covered in this release is the ability for an NGCN user to be able to roam into an NGN with which the NGCN has a roaming agreement. Other scenarios are listed for completeness, however these scenarios are not in the scope of the current release or are already covered as part of normal roaming procedures.

---

## 5 General requirements

No additional general requirements are identified in the present document for this release.

---

## 6 Scenarios relating to a level of service of IP connectivity

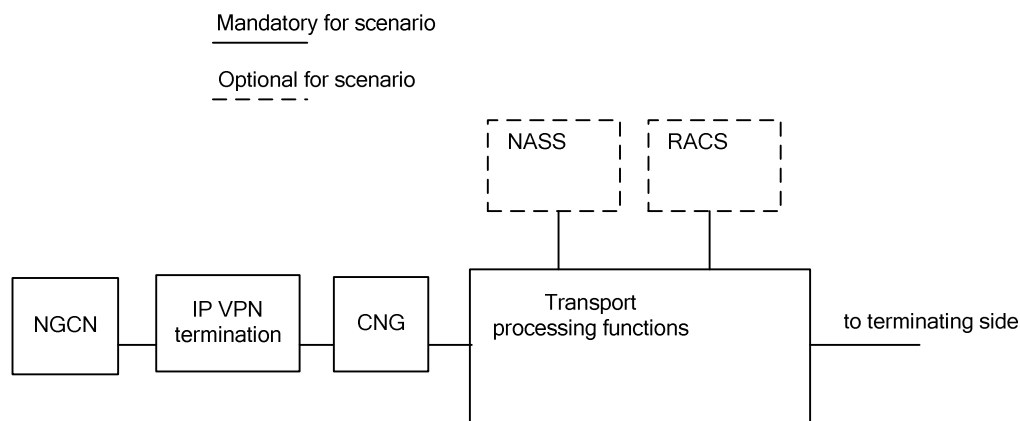
### 6.1 Scenario 1: IP VPN providing a virtual leased line between NGCN sites

#### 6.1.1 Introduction

This scenario describes the provision of capabilities of the NGN to provide a IP VPN providing a virtual leased line between two NGCN sites. The NGN provides no other functionality.

## 6.1.2 Involved functional entities – originating

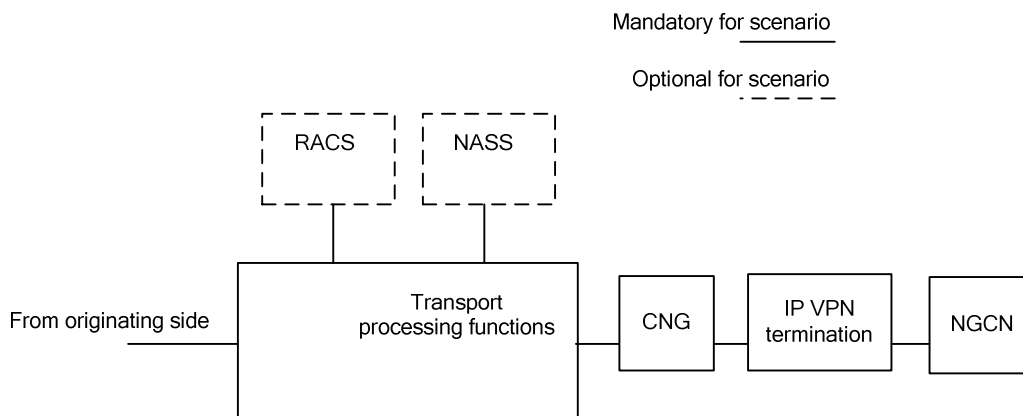
Figure 6.1.1 shows the functional entities involved in the originating scenario in support of IP VPN interconnection.



**Figure 6.1.1: Originating scenario for IP VPN interconnection**

## 6.1.3 Involved functional entities - terminating

Figure 6.1.1 shows the functional entities involved in the terminating scenario in support of IP VPN interconnection.



**Figure 6.1.2: Terminating scenario for IP VPN interconnection**

## 6.1.4 Interoperability with other scenarios

Clauses 6.1.2 and 6.1.3 can be combined together to provide an NGN transit scenario.

Clause 6.1.2 is also intended to interoperate with clause 6.2.3, and clause 6.1.3 to interoperate with clause 6.2.2, in order to allow similar functionality allowing a remote terminal to access an NGCN site.

Interoperability with other business communication scenarios is not possible.

**NOTE:** Interconnection with other scenarios is not possible, because there is no IP VPN termination in the NGN to support interworking the IP VPN.

## 6.1.5 Emergency calls

In this scenario, emergency calls have to be supported entirely within the NGCN, and some other scenario provided for delivery to the NGN if required.

## 6.1.6 Configuration / provisioning issues

The IP level communication between the two NGCNs can be provided using a number of mechanisms. The simplest mechanism is to configure peer IP addresses or FQDNs, and appropriate credentials for the security mechanism in use, in the IP VPN termination. The configuration of this information is outside the scope of the present document.

There are no configuration requirements for supporting this scenario in the NGN.

## 6.1.7 Security issues

Security is provided by appropriate security mechanism between the IP VPN endpoints, e.g. IPsec or TLS. Whether the NGN provides security mechanisms depends on the service level agreements.

## 6.1.8 Charging issues

Not applicable.

## 6.1.9 Transport control issues

The NGCN site interfaces to the NGN using an IP VPN termination and the CNG which can both be an integral part of the NGCN equipment.

NASS can be used, e.g. to support the allocation of a IP address to the CNG, and the authentication of the CNG as an endpoint.

RACS can be used by the NGN to control enforcement of policies within the transport layer. These policies are pushed to the RACS by the NASS each time the CNG attaches to the NGN.

NOTE: The RACS could have similar functionality to the above based on receipt of the policies from the management plane.

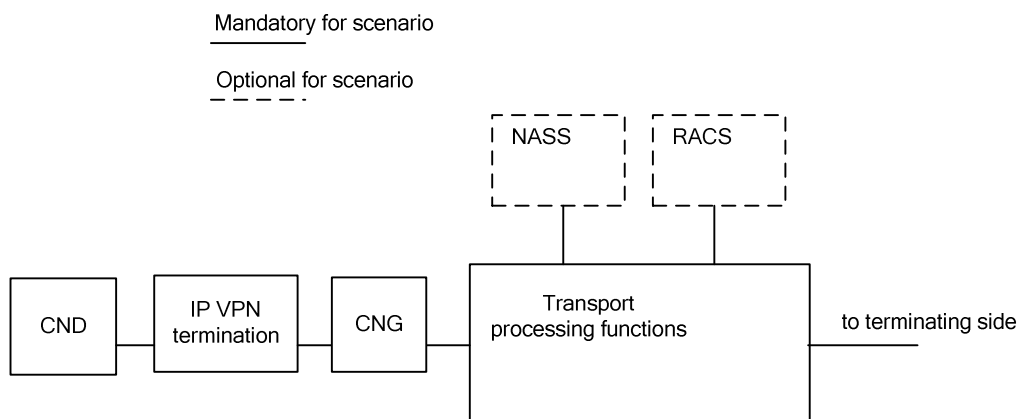
## 6.2 Scenario 2: IP VPN tunnel providing a virtual leased line between a remote terminal and an NGCN sites

### 6.2.1 Introduction

This scenario describes the provision of capabilities of the NGN to provide a IP VPN tunnel providing a virtual leased line between a remote terminal and an NGCN site. The NGN provides no other functionality.

### 6.2.2 Involved functional entities – originating

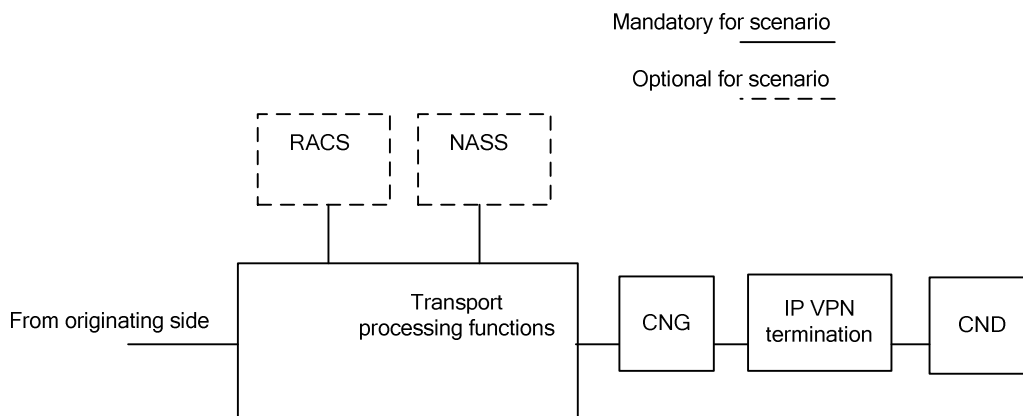
Figure 6.2.1 shows the functional entities involved in the originating scenario in support of IP VPN interconnection.



**Figure 6.2.1: Originating scenario for IP VPN interconnection**

### 6.2.3 Involved functional entities - terminating

Figure 6.2.2 shows the functional entities involved in the terminating scenario in support of IP VPN interconnection.



**Figure 6.2.2: Terminating scenario for IP VPN interconnection**

### 6.2.4 Interoperability with other scenarios

Clauses 6.2.2 and 6.2.3 can be used in conjunction with the IP VPN tunnel providing a virtual leased line to an NGCN to provide interoperability. Thus clause 6.1.2 is also intended to interoperate with clause 6.2.3, and clause 6.1.3 to interoperate with clause 6.2.2.

Interoperability with other business communication scenarios is not possible.

**NOTE:** Interconnection with other scenarios is not possible, because there is no IPsec IP VPN termination in the NGN to support interworking the IP VPN tunnel.

### 6.2.5 Emergency calls

In this scenario, emergency calls have to be supported entirely within the NGCN, and some other scenario provided for delivery to the NGN if required.

## 6.2.6 Configuration / provisioning issues

The IP level communication between the TE CNG and the NGCN can be provided using a number of mechanisms. The simplest mechanism is to configure peer IP addresses or FQDNs, and appropriate credentials for the security mechanism in use, in the IPsec terminations IP VPN termination. The configuration of this information is outside the scope of the present document.

There are no configuration requirements for supporting this scenario in the NGN.

## 6.2.7 Security issues

Security is provided by appropriate security mechanism between the IP VPN endpoints, e.g. use of IPsec or TLS. The NGN provides no security mechanisms.

## 6.2.8 Charging issues

Not applicable.

## 6.2.9 Transport control issues

The TE CND interfaces to the NGN using an IPsec IP VPN termination and the CNG.

NASS can be used, e.g. to support the allocation of a IP address to the CNG, and the authentication of the CNG as an endpoint.

RACS can be used by the NGN to control enforcement of policies within the transport layer. These policies are pushed to the RACS by the NASS at each time the CNG attaches to the NGN.

NOTE: The RACS could have similar functionality to the above based on receipt of the policies from the management plane.

There is no support by functionality in the NASS and RACS.

---

# 7 Scenarios relating to a level of service of session establishment and control of communication session

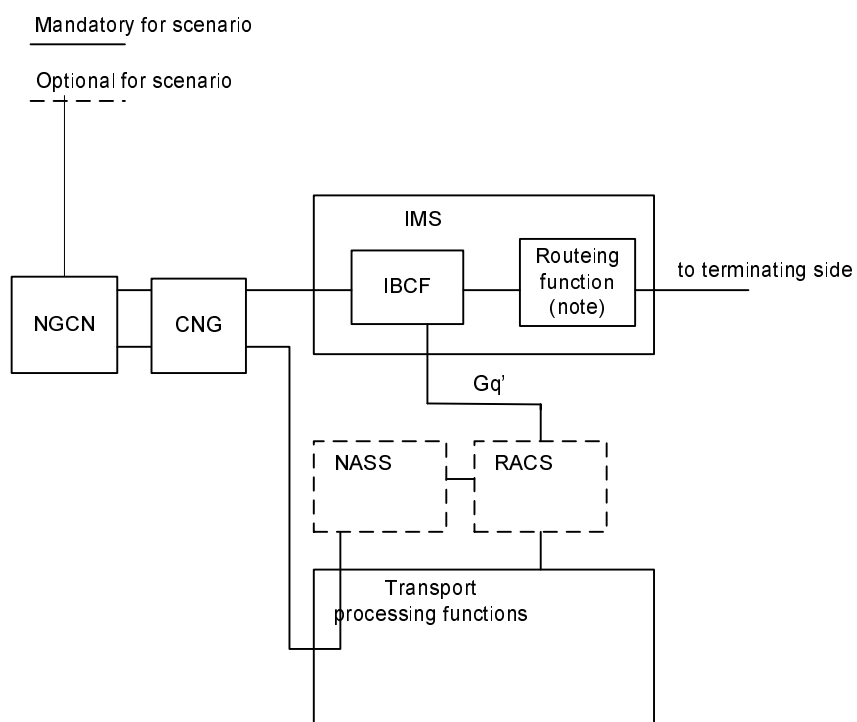
## 7.1 Scenario 3: Session level virtual leased line

### 7.1.1 Introduction

This scenario describes the provision of capabilities of the NGN to support an IP multimedia virtual leased service for the NGCN equivalent to a leased-line scenario but between multiple NGCN sites of a single NGCN. This scenario involves primarily the routing capabilities of the IM CN subsystem within the NGN. The NGCN interfaces to the NGN using SIP as the control protocol. The same NGCN exists at both the originating side and at the terminating side. Break-in and break-out traffic is not applicable with this scenario.

As this scenario is equivalent to the leased line scenario, the routing is fixed, i.e. a request at a specific entry point will always be directed to the same exit point of an NGN, the exit point maybe on the boundary between an originating and a terminating NGN hosting session level business communication capabilities or between a terminating NGN and a connected NGCN site. Scenario 6 provides a similar architecture where intelligent capabilities are supported.

## 7.1.2 Involved functional entities – originating



NOTE: One or more routing functions can appear in the originating side for this scenario.

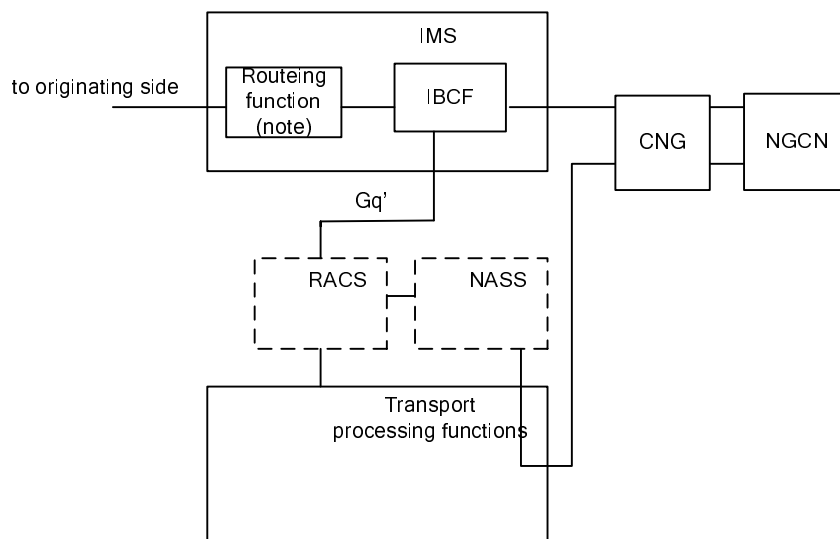
**Figure 7.1.1: Session level virtual leased line scenario originating functional entities**

In this particular scenario the IBCF will route based on information about the entry point, not based on the destination of a request.

### 7.1.3 Involved functional entities - terminating

Mandatory for scenario

Optional for scenario



NOTE: One or more routeing functions can appear in the terminating side for this scenario.

**Figure 7.1.2: Session level virtual leased line scenario terminating functional entities**

In this scenario the exit point determined by the originating virtual leased line scenario is the IBCF connecting an NGCN site.

### 7.1.4 Interoperability with other scenarios

The originating side session level virtual leased line scenario can interoperate with any other terminating scenario where the traffic relates to dialogs or transactions belonging within the enterprise network, e.g. the scenarios for hosted enterprise services.

The terminating side session level virtual leased line scenario can interoperate with any other originating scenario where the traffic relates to dialogs or transactions belonging within the enterprise network, e.g. the scenarios for hosted enterprise services.

NOTE: The functionality provided by the routeing function is that of a SIP proxy, and the functionality provided by the IBCF is that of a session border controller, so interoperability can be provided with existing solutions not based on IMS. In this case, the procedures of TS 183 021 [6] will apply at the interworking point. The possible functionalities of a session border controller are described in draft-ietf-sipping-sbc-funcs [i.2]. Such interworking may be limited by the SIP extensions that are supported across the interface. ES 282 001 [3] provides for an IWF which may also provide some appropriate functionality in this respect. The precise document to handle this capability requires further study.

### 7.1.5 Emergency calls

There is no direct support NGN emergency calls within this scenario, although NGCN emergency calls may be supported. Another scenario has to be used by the enterprise network provider to support NGN emergency calls to or from the enterprise network.

## 7.1.6 Configuration / provisioning issues

The IBCF need to be configured to route requests coming in over a specific entry point to a specific exit point.

## 7.1.7 Security issues

TS 187 003 [7] clause 13 shall apply to the interconnection between the NGCN and the NGN.

## 7.1.8 Charging issues

Inter Operator Identifiers (IOI) shall be exchanged between the NGCN and the NGN.

NOTE: IOI usage is not fully defined for enterprise communication in this release.

## 7.1.9 Transport control issues

NOTE: Definition of the transport control issues in this scenario is outside the scope of this release of the present document.

---

# 8 Scenarios relating to a level of service of application level

## 8.1 General

For each of the scenarios presented in this clause, it is possible for the NGN to provide services either at the session establishment and control level or at the application level, as described in clause 4.2. Some of the functional entity diagrams show the involvement of an AS. Where an AS is shown, this does not necessarily constitute provision of services at the application level, as described in clause 4.1. It is possible to deploy an AS for realizing services at the session establishment and control level.

NOTE: Corporate networks can be connected in different arrangements. One is connecting them over an interface to a P-CSCF (subscription-based arrangement), the other is when it is connected over an interface to an IBCF (peering-based arrangement).

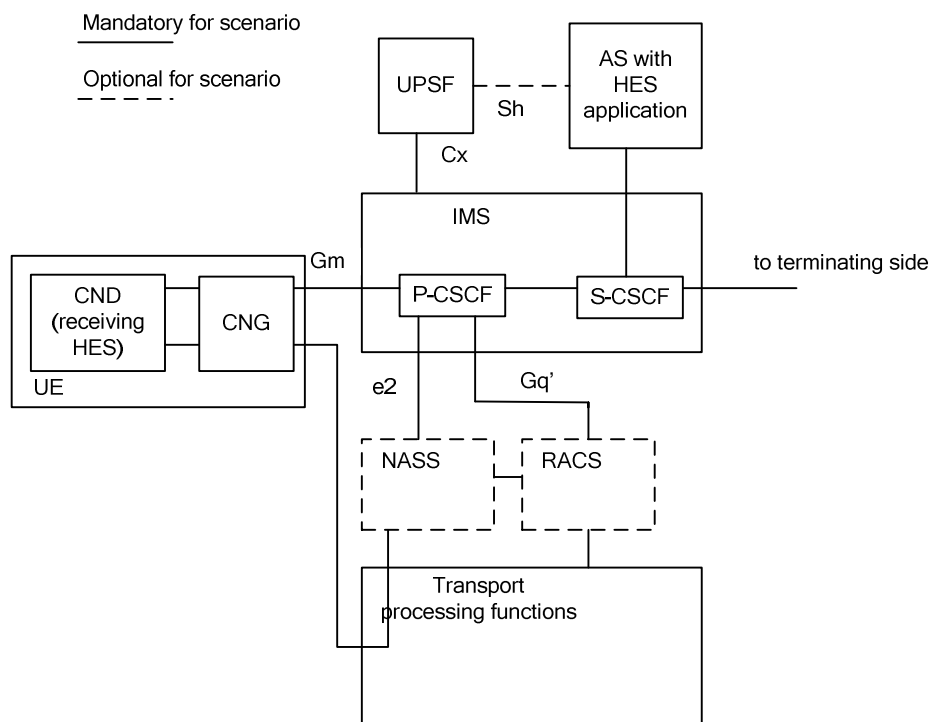
## 8.2 Scenario 4: Hosted Enterprise Services (HES)

### 8.2.1 Introduction

This scenario describes the provision of capabilities of the NGN to support end users directly attached to the NGN with services belonging to the enterprise network. Support of both the private network routing capabilities and services delivered to the end enterprise user are provided within the AS supporting the HES application. In addition to the existing IMS capabilities, the UPSF supports service profiles for SIP URIs with a URI parameter of user=phone and representing a PNP number.



### 8.2.2 Involved functional entities – originating

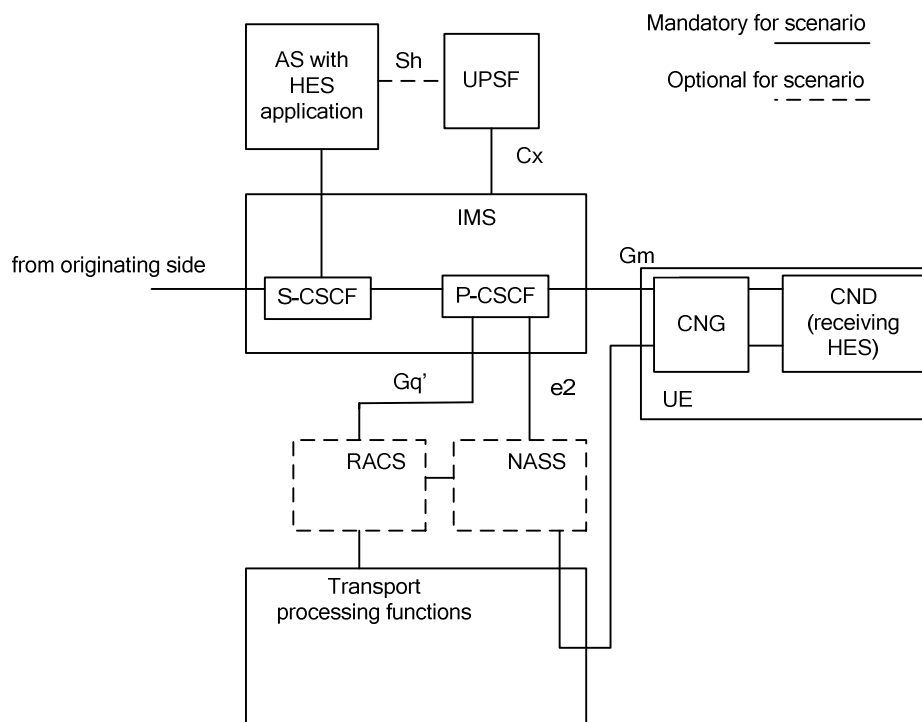


**Figure 8.2.1: HES scenario originating functional entities**

NOTE: Figure 8.2.1 does not show the intermediate functions between the P-CSCF and the S-CSCF, or those between the S-CSCF and the terminating side.

See TS 182 024 [4] for further information.

### 8.2.3 Involved functional entities - terminating



**Figure 8.2.2: HES scenario terminating functional entities**

NOTE: Figure 8.2.2 does not show the intermediate functions between the P-CSCF and the S-CSCF, or any intermediate functions before the S-CSCF from the originating side.

See TS 182 024 [4] for further information.

## 8.2.4 Interoperability with other scenarios

The originating side HES scenario can interoperate with any other terminating scenario. A break-out function needs to be deployed when traffic leaves the enterprise environment and becomes public network traffic. This break-out function can form part of the HES application.

The terminating side HES scenario can interoperate with any other originating scenario. A break-in function needs to be deployed when public network traffic enters the enterprise environment. This break-in function can form part of the HES application.

## 8.2.5 Emergency calls

For a UE supported in the HES environment, citizen to authority calls are normally treated as if the UE was supported by the NGN in the normal public subscriber manner, see TS 182 009 [1]. See TS 182 024 [4] for further information.

NOTE: Some enterprises may require alternative arrangements, whereby emergency calls are routed to a private PSAP.

## 8.2.6 Configuration / provisioning issues

HES users are configured in the UPSF in the same manner as subscribers for the public NGN capabilities. The service profile and filter criteria relate to the provision of specialized HES by an application server. See TS 182 024 [4] for further information. In addition to the existing IMS capabilities, the UPSF supports service profiles for SIP URIs with a URI parameter of user=phone and representing a PNP number.

The IMS routing functions (e.g. BGCF, S-CSCF, I-CSCF) will require appropriate provisioning to route private network traffic, unless all calls originated from or terminated to the HES are public network traffic.

## 8.2.7 Security issues

TS 182 024 [4] shall apply to the interconnection between the NGCN UE and the NGN.

NOTE: The present document references TS 187 003 [7] clause 14 which contains the required provisions.

## 8.2.8 Charging issues

Inter Operator Identifiers (IOI) specific to the NGCN shall be exchanged between the S-CSCF supporting the hosted enterprise users and the entities supporting the remote side. See TS 182 024 [4] for further information.

NOTE: IOI usage is not fully defined for enterprise communication in this release.

## 8.2.9 Transport control issues

The NASS, RACS and transport processing functions are used in an identical fashion to a CND and CNG receiving NGN services. See TS 182 024 [4] for further information.

## 8.3 Scenario 5: Business trunking (subscription based)

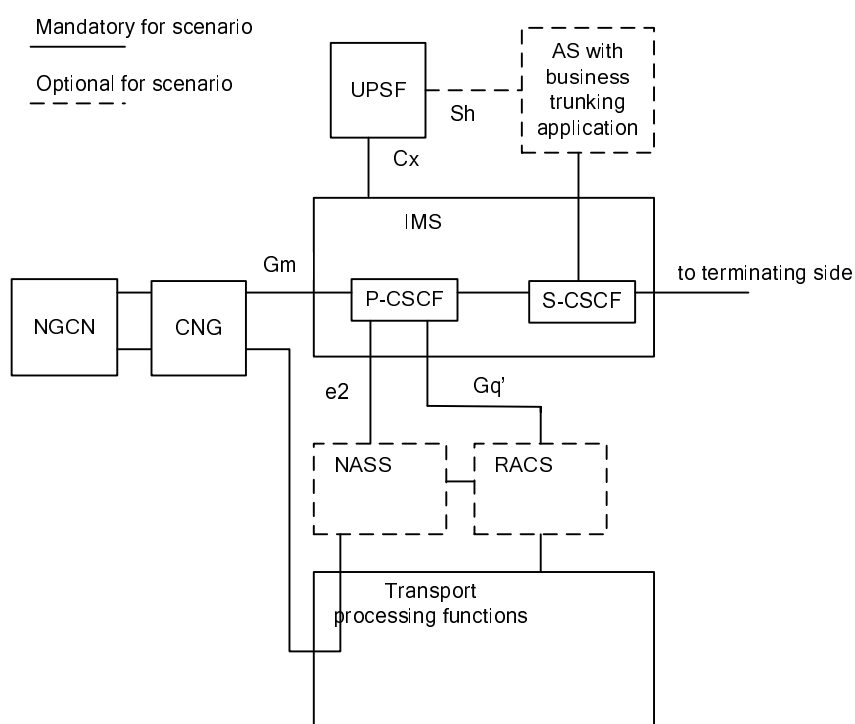
### 8.3.1 Introduction

This scenario describes the provision of capabilities of the NGN to support end users attached to an NGCN. In this case each site of the NGCN has a service subscription to the IMS, the private extensions behind the NGCN do not need their own service subscription, since they are owned and managed by the NGCN. The NGCN site interfaces to the NGN using SIP as the control protocol.

An AS is used to provide business trunking applications, e.g. those defined in TS 181 019 [2], clause 4.4. If such capabilities are not required, then the AS is not included in any request processing.

### 8.3.2 Involved functional entities – originating

Figure 8.3.1 shows the functional entities involved in the originating scenario in support subscription based business trunking.



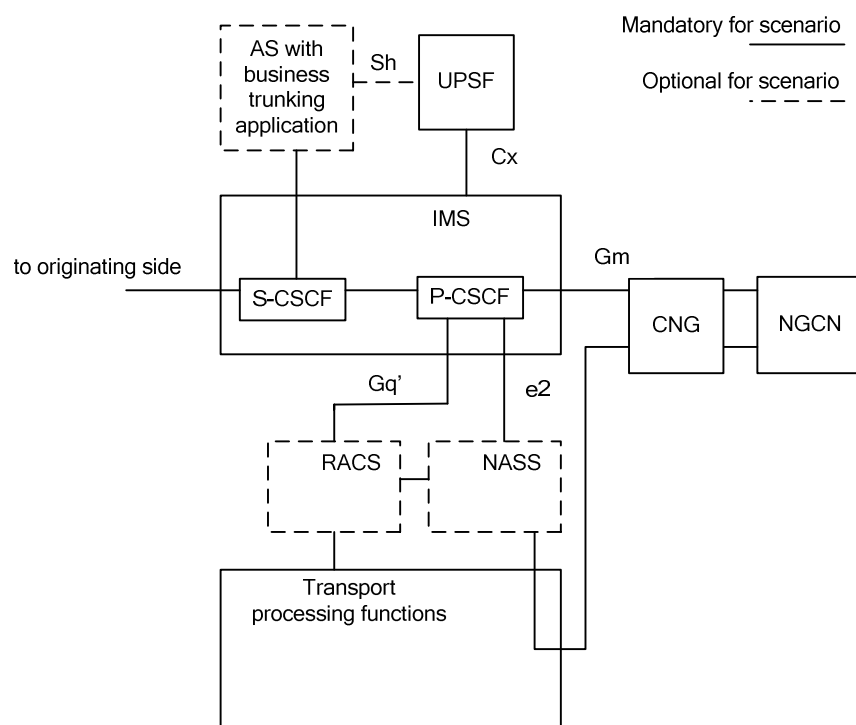
**Figure 8.3.1: Business trunking scenario originating functional entities**

NOTE: Figure 8.3.1 does not show the intermediate functions between the P-CSCF and the S-CSCF, or those between the S-CSCF and the terminating side.

See TS 182 025 [5] for further information.

### 8.3.3 Involved functional entities - terminating

Figure 8.3.2 shows the functional entities involved in the terminating scenario in support subscription based business trunking.



**Figure 8.3.2: Business trunking scenario terminating functional entities**

NOTE: Figure 8.3.2 does not show the intermediate functions between the P-CSCF and the S-CSCF, or any intermediate functions before the S-CSCF from the originating side.

See TS 182 025 [5] for further information.

### 8.3.4 Interoperability with other scenarios

The originating side business trunking scenario can interoperate with any other terminating scenario. A break-out function needs to be deployed when traffic leaves the enterprise environment and becomes public network traffic.

The terminating side business trunking scenario can interoperate with any other originating scenario. A break-in function needs to be deployed when public network traffic enters the enterprise environment.

### 8.3.5 Emergency calls

For an NGCN site that has a subscription to the IMS, emergency calls ingressing to the NGN are normally treated as if the NGCN was supported by the NGN in the normal public subscriber manner, see TS 182 009 [1]. See TS 182 025 [5] for further information.

NOTE: Some enterprises may require alternative arrangements, whereby emergency calls are routed to a private PSAP.

### 8.3.6 Configuration / provisioning issues

NGCN sites are configured in the HSS in the same manner as subscribers for the public NGN capabilities. The service profile and filter criteria relate to the provision of specialized enterprise services by the business trunking application; it is these services that are supported on an AS. See TS 182 025 [5] for further information.

The IMS routing functions (e.g. BGCF, S-CSCF, I-CSCF) will require appropriate provisioning to route private network traffic, unless all calls originated from or terminated to the business trunking are public network traffic.

### 8.3.7 Security issues

TS 182 025 [5] shall apply to the interconnection between the NGCN UE and the NGN.

NOTE: The present document references TS 187 003 [7], clause 13 which contains the required provisions.

### 8.3.8 Charging issues

Inter Operator Identifiers (IOI) specific to the enterprise subscription for the NGCN shall be exchanged between the S-CSCF serving the NGCN site and the entities supporting the remote side. See TS 182 025 [5] for further information.

NOTE: IOI usage is not fully defined for enterprise communication in this release.

### 8.3.9 Transport control issues

The NGCN site interfaces to the NGN using the CNG which can be an integral part of the NGCN equipment.

The media requirements identified by the control protocol use the transport processing functions, and may be supported by functionality in the NASS and RACS.

Static IP address assignment is valid and does not need NASS. MACF provides DHCP server dynamic address which is part of NASS. UAF is for authentication.

## 8.4 Scenario 6: Business trunking (peering based)

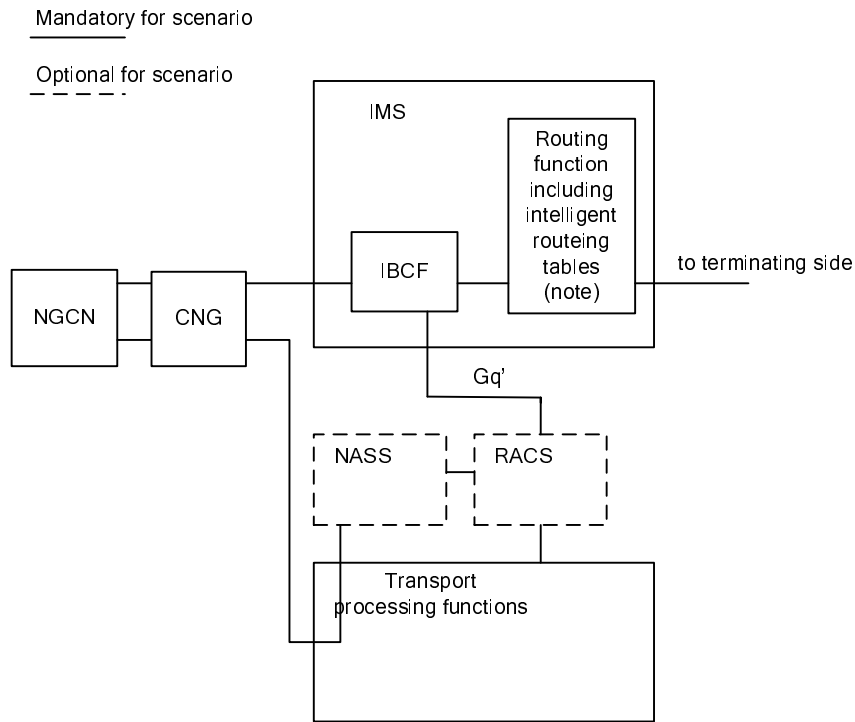
### 8.4.1 Introduction

This scenario describes the provision of capabilities of the NGN to support end users attached to an NGCN. In this case the NGCN operator has a service level agreement with the IMS operator. Services are provided to the private extensions behind the NGCN using the NGCN. The NGCN sites interface to the NGN using SIP as the control protocol.

Intelligent routing tables at the routing function are used to provide business trunking applications, e.g. those defined in TS 181 019 [2], clause 4.4. If such capabilities are not required, then the AS is not included in any request processing.

## 8.4.2 Involved functional entities – originating

Figure 8.4.1 shows the functional entities involved in the originating scenario in support of peering-based business trunking.



NOTE: One or more routing functional entities can appear in the originating side for this scenario.

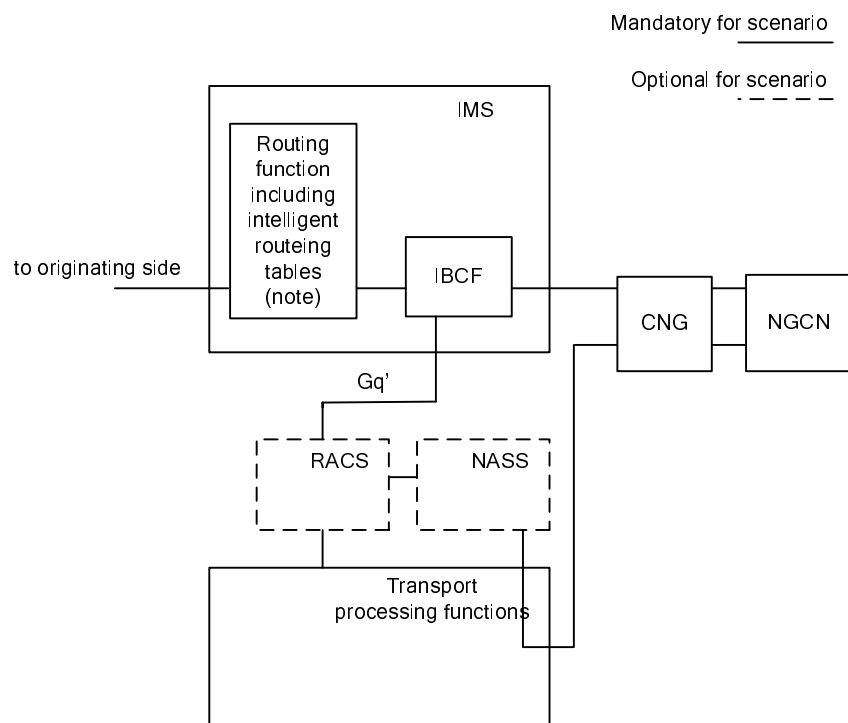
**Figure 8.4.1: Business trunking scenario originating functional entities**

NOTE: The precise functionality of the intelligent routing tables requires further study (see also clause 6.2.6 of TS 182 025 [5]).

See TS 182 025 [5] for further information.

### 8.4.3 Involved functional entities - terminating

Figure 8.4.2 shows the functional entities involved in the terminating scenario in support of peering-based business trunking.



NOTE 1: One or more routing functional entities can appear in the originating side for this scenario.

**Figure 8.4.2: Business trunking scenario terminating functional entities**

NOTE 2: The precise functionality of the intelligent routing tables requires further study (see also clause 6.2.6 of TS 182 025 [5]).

See TS 182 025 [5] for further information.

### 8.4.4 Interoperability with other scenarios

The originating side business trunking scenario can interoperate with any other terminating scenario. A break-out function needs to be deployed when traffic leaves the enterprise environment and becomes public network traffic.

The terminating side business trunking scenario can interoperate with any other originating scenario. A break-in function needs to be deployed when public network traffic enters the enterprise environment.

NOTE: The functionality provided by the routing function is that of a SIP proxy, and the functionality provided by the IBCF is that of a session border controller, so interoperability can be provided with existing solutions not based on IMS. In this case, the procedures of TS 183 021 [6] will apply at the interworking point. The possible functionalities of a session border controller are described in draft-ietf-sipping-sbc-funcs [i.2]. Such interworking may be limited by the SIP extensions that are supported across the interface. ES 282 001 [3] provides for an IWF which may also provide some appropriate functionality in this respect. The precise document to handle this capability requires further study.

## 8.4.5 Emergency calls

None of the functional entities in this scenario have any functionality specific to the recognition of emergency calls or to the substitution of the Request-URI when such a call exists. Identification of emergency calls is therefore expected to be performed in the NGCN. However, the routing tables are expected to be configured to route private network traffic in a manner different to public network traffic. Delivering emergency calls is integral to that routing configuration.

NOTE: Some enterprises may require alternative arrangements, whereby emergency calls are routed to a private PSAP.

## 8.4.6 Configuration / provisioning issues

NGCN sites are configured in the same manner as service level agreements with other public network operators. See TS 182 025 [5] for further information.

The IMS routing functions will require appropriate provisioning to route private network traffic, and to provide the business trunking applications, unless all calls originated from or terminated to the business trunking are public network traffic.

## 8.4.7 Security issues

TS 182 025 [5] shall apply to the interconnection between the NGCN UE and the NGN.

NOTE: The present document references TS 187 003 [7], clause 13 which contains the required provisions.

## 8.4.8 Charging issues

Inter Operator Identifiers (IOI) shall be exchanged between the NGCN and the NGN.

NOTE: IOI usage is not fully defined for enterprise communication in this release.

## 8.4.9 Transport control issues

NOTE: Definition of the transport control issues in this scenario is outside the scope of this release of the present document.

---

# 9 Scenarios relating to roaming

## 9.1 Scenario 7: NGCN user roaming into NGN public network

### 9.1.1 Introduction

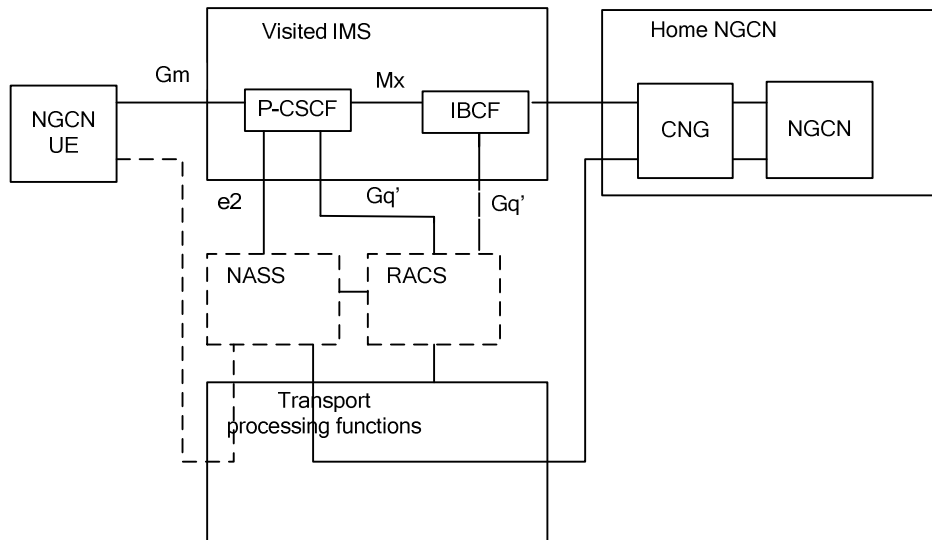
This scenario describes the provision of capabilities of the NGN to support end users whose home location is an NGCN roaming into an NGN.



### 9.1.2 Involved functional entities

                     Mandatory for scenario

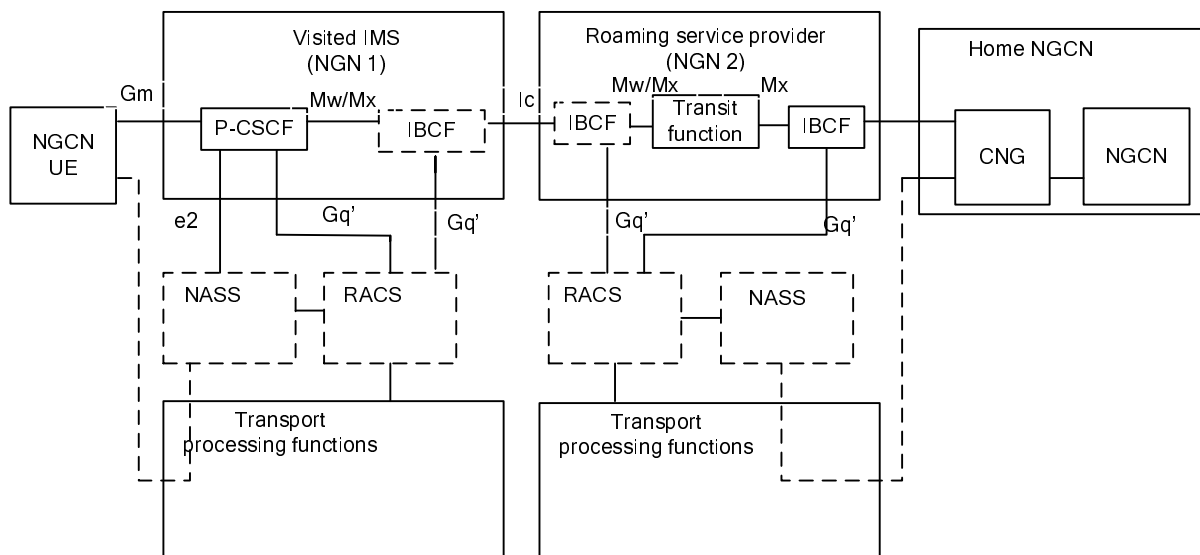
                     Optional for scenario



**Figure 9.1.1: NGCN user registering from visited NGN with which NGCN has a roaming agreement**

                     Mandatory for scenario

                     Optional for scenario



**Figure 9.1.2: NGCN user registering from visited NGN via NGN with which both visited NGN and NGCN have a roaming agreement**

NOTE: Functional entities in NGN with which the NGCN has a roaming agreement support either peering-based or subscription-based approach for business trunking.

A registration request submitted by an NGCN UE attached to a NGN is routed into the NGCN, either to the NGCN site directly when there exists a roaming agreement between the NGN and the NGCN; or indirectly via an NGN that has a roaming agreement with the NGCN which then transits the traffic to the home NGCN where the registrar is located. IBCF or equivalent functionality may exist at the network borders.

Other requests (e.g. for call establishment) are routed similarly to the proxy in the NGCN home site. Requests to the NGCN UE are sent in the opposite direction.

See TS 182 025 [5] for further information.

### 9.1.3 Void

### 9.1.4 Interoperability with other scenarios

The Roaming NGCN User scenario can interoperate with any originating scenario and any terminating scenario. Specifically, a roaming NGCN user can:

- originate a call in which the user's home NGCN is the originating side of the NGCN transit scenario;
- originate a call in which the user's home NGCN is the originating side of a business trunking scenario (subscription-based or peering-based);
- terminate a call in which the user's home NGCN is the terminating side of the NGCN transit scenario;
- terminate a call in which the user's home NGCN is the terminating side of a business trunking scenario (subscription-based or peering-based).

### 9.1.5 Emergency calls

NOTE: Not addressed in this release of the document.

### 9.1.6 Configuration / provisioning issues

NOTE: Not addressed in this release of the document.

### 9.1.7 Security issues

NOTE: Not addressed in this release of the document.

### 9.1.8 Charging issues

NOTE: Not addressed in this release of the document.

### 9.1.9 Transport control issues

NOTE: Definition of the transport control issues in this scenario is outside the scope of this release of the present document.

## 9.2 Scenario 8: NGCN user roaming into another NGCN site of the same enterprise

### 9.2.1 Introduction

This scenario describes the provision of capabilities of the NGN to support end users whose home location is an NGCN site roaming into another NGCN site of the same enterprise. This scenario is not supported in the current release.

## 9.3 Scenario 9: HES user roams into NGCN site of the same enterprise

### 9.3.1 Introduction

This scenario describes the provision of capabilities of the NGN to support HES users whose home location is an NGN roaming into an NGCN site of the same enterprise. This scenario is not supported in the current release.

## 9.4 Scenario 10: HES user roams into another NGN

### 9.4.1 Introduction

This scenario utilizes existing NGN roaming capabilities.

## 9.5 Scenario 11: NGN public network user roaming into NGCN

### 9.5.1 Introduction

This scenario describes the provision of capabilities of the NGN to support end users whose home location is an NGN roaming into an NGCN. This scenario is not supported in the current release.

## 9.6 Scenario 12: NGCN user roaming into an NGCN of a different enterprise

### 9.6.1 Introduction

This scenario describes the provision of capabilities of the NGN to support end users whose home location is an NGCN roaming into another NGCN belonging to a different enterprise. This scenario is not supported in the current release.

---

## History

<b>Document history</b>		
V2.1.1	January 2009	Publication