

# ETSI TS 183 018 V3.5.1 (2009-07)

---

*Technical Specification*

**Telecommunications and Internet converged Services and  
Protocols for Advanced Networking (TISPAN);  
Resource and Admission Control:  
H.248 Profile Version 3 for controlling  
Border Gateway Functions (BGF) in the Resource and  
Admission Control Subsystem (RACS);  
Protocol specification**

---



---

Reference

RTS/TISPAN-03145-NGN-R3

---

Keywords

H.248, interface

**ETSI**

650 Route des Lucioles  
F-06921 Sophia Antipolis Cedex - FRANCE

Tel.: +33 4 92 94 42 00 Fax: +33 4 93 65 47 16

Siret N° 348 623 562 00017 - NAF 742 C  
Association à but non lucratif enregistrée à la  
Sous-Préfecture de Grasse (06) N° 7803/88

---

**Important notice**

Individual copies of the present document can be downloaded from:

<http://www.etsi.org>

The present document may be made available in more than one electronic version or in print. In any case of existing or perceived difference in contents between such versions, the reference version is the Portable Document Format (PDF). In case of dispute, the reference shall be the printing on ETSI printers of the PDF version kept on a specific network drive within ETSI Secretariat.

Users of the present document should be aware that the document may be subject to revision or change of status. Information on the current status of this and other ETSI documents is available at

<http://portal.etsi.org/tb/status/status.asp>

If you find errors in the present document, please send your comment to one of the following services:

[http://portal.etsi.org/chaicor/ETSI\\_support.asp](http://portal.etsi.org/chaicor/ETSI_support.asp)

---

**Copyright Notification**

No part may be reproduced except as authorized by written permission.  
The copyright and the foregoing restriction extend to reproduction in all media.

© European Telecommunications Standards Institute 2009.  
All rights reserved.

**DECT**<sup>™</sup>, **PLUGTESTS**<sup>™</sup>, **UMTS**<sup>™</sup>, **TIPHON**<sup>™</sup>, the TIPHON logo and the ETSI logo are Trade Marks of ETSI registered for the benefit of its Members.

**3GPP**<sup>™</sup> is a Trade Mark of ETSI registered for the benefit of its Members and of the 3GPP Organizational Partners.

**LTE**<sup>™</sup> is a Trade Mark of ETSI currently being registered

for the benefit of its Members and of the 3GPP Organizational Partners.

**GSM**<sup>®</sup> and the GSM logo are Trade Marks registered and owned by the GSM Association.

# Contents

Intellectual Property Rights .....	8
Foreword.....	8
1 Scope .....	9
2 References .....	9
2.1 Normative references .....	9
2.2 Informative references.....	11
3 Definitions and abbreviations.....	12
3.1 Definitions.....	12
3.2 Abbreviations .....	14
4 Applicability.....	15
4.1 Architecture.....	15
4.2 Border Gateway Guidelines .....	15
5 Profile description .....	15
5.1 Profile identification.....	15
5.2 Summary .....	16
5.3 Gateway Control Protocol Version .....	16
5.4 Connection model.....	16
5.5 Context attributes .....	17
5.6 Terminations.....	17
5.6.1 Termination names .....	17
5.6.1.1 IP Termination .....	17
5.6.1.1.1 Overview and prose specification.....	17
5.6.1.1.2 Syntactical Specification .....	20
5.6.2 Multiplexed terminations .....	20
5.7 Descriptors .....	20
5.7.1 TerminationState descriptor.....	20
5.7.2 Stream descriptor .....	21
5.7.2.1 LocalControl descriptor .....	21
5.7.3 Events descriptor .....	21
5.7.4 EventBuffer descriptor.....	22
5.7.5 Signals descriptor.....	22
5.7.6 DigitMap descriptor.....	23
5.7.7 Statistics descriptor.....	23
5.7.8 ObservedEvents descriptor .....	23
5.7.9 Topology descriptor.....	23
5.7.10 Error descriptor.....	24
5.8 Command API.....	24
5.8.1 Add .....	25
5.8.2 Modify .....	25
5.8.3 Subtract.....	26
5.8.4 Move.....	26
5.8.5 AuditValue.....	26
5.8.6 AuditCapabilities .....	26
5.8.7 Notify.....	26
5.8.8 ServiceChange .....	27
5.8.9 Manipulating and auditing context attributes.....	27
5.9 Generic command syntax and encoding.....	28
5.10 Transactions .....	28
5.11 Messages .....	29
5.12 Transport .....	29
5.13 Security .....	29
5.14 Packages.....	29
5.14.1 Overview .....	30

5.14.2	Package usage information .....	31
5.14.2.1	Generic (g) .....	31
5.14.2.2	Base root (root) .....	32
5.14.2.3	Network (nt) .....	33
5.14.2.4	Differentiated Services (ds).....	34
5.14.2.5	Gate Management (gm).....	35
5.14.2.6	Traffic management (tman).....	36
5.14.2.7	IP NAPT Traversal (ipnapt) .....	36
5.14.2.8	MPLS (mpls).....	37
5.14.2.9	VLAN (vlan).....	37
5.14.2.10	MGC Information (mgcinfo).....	38
5.14.2.11	Inactivity Timer (it).....	38
5.14.2.12	Segmentation (seg).....	39
5.14.2.13	RTP (rtp) .....	40
5.14.2.14	Application Data Inactivity Detection (adid) .....	40
5.14.2.15	IP Domain Connection (ipdc) .....	41
5.14.2.16	Media Gateway Overload Control (ocp).....	41
5.14.2.17	Hanging Termination Detection (hangterm) .....	42
5.14.2.18	Statistic Conditional Reporting (scr).....	42
5.14.2.19	IP Realm Availability (ipra).....	43
5.14.2.20	RTP Application Data (rtpad).....	43
5.14.2.21	Latch Statistics (lstat).....	44
5.14.2.22	Void.....	44
5.14.2.23	Traffic Policing Statistics (tmanr) .....	44
5.15	Mandatory support of SDP and Annex C information elements .....	45
5.16	Optional support of SDP and Annex C information elements.....	47
5.17	Overview of Procedures .....	48
5.17.1	Overview of Session Dependent Procedures .....	48
5.17.1.1	Gate control.....	49
5.17.1.1.1	Streams, Terminations and Gates .....	49
5.17.1.1.2	Assignment of L3 address and L4 port values.....	49
5.17.1.1.3	Opening and closing of gates.....	51
5.17.1.1.4	Filtering due to conditions on L3 address and/or L4 port values.....	51
5.17.1.2	Allocation and translation of IP addresses, ports and versions (NAPT-PT) .....	52
5.17.1.2.1	Allocation methods.....	52
5.17.1.2.2	"Double" NA(P)T .....	52
5.17.1.2.3	"Single" NA(P)T .....	53
5.17.1.2.4	NA(P)T-less case.....	54
5.17.1.2.5	NA(P)T and explicit Local Source Transport Address settings.....	54
5.17.1.2.6	Protocol Translation (V4 to V6).....	54
5.17.1.3	Support of Hosted NAT Traversal .....	55
5.17.1.4	QoS marking .....	55
5.17.1.4.1	Copying DSCP/ToS values from the ingress to egress.....	55
5.17.1.4.2	Auditing the "Per-Hop Behaviour" .....	55
5.17.1.5	Bandwidth control - Reservation, Allocation and Policing.....	55
5.17.1.5.1	Admission Control.....	55
5.17.1.5.2	Traffic Descriptor .....	56
5.17.1.5.3	Bandwidth reservation and allocation .....	56
5.17.1.5.4	Bandwidth policing .....	57
5.17.1.5.5	Non-specification of <i>tman</i> properties .....	57
5.17.1.6	Usage metering and statistics reporting.....	58
5.17.1.6.1	Statistics for Media/Transport-agnostic IP packets .....	58
5.17.1.6.2	Traffic Volume related Statistics .....	58
5.17.1.6.3	Statistics for packet filtering.....	60
5.17.1.7	RTCP Handling.....	60
5.17.1.7.1	RTCP Transport Address Allocation.....	60
5.17.1.7.2	RTP/RTCP to-H.248 Stream Mapping.....	61
5.17.1.8	RTCP Forwarding .....	61
5.17.1.8.1	Conditions for RTCP packet policing.....	61
5.17.1.8.2	Forwarding of regular RTCP traffic .....	61
5.17.1.8.3	Handling of RTCP XR/HR traffic .....	61
5.17.1.9	Media Inactivity .....	62

5.17.1.10	IP Realm/Domain Indication.....	62
5.17.1.10.1	Codepoint and format/encoding .....	62
5.17.1.10.2	Unsuccessful indication.....	62
5.17.1.10.3	Fix assignment per termination lifetime .....	62
5.17.1.10.4	Number of IP Realms/Domains.....	63
5.17.1.11	One-Stage and Two-Stage BGF Resource Reservation .....	63
5.17.1.12	Hanging Termination Detection.....	64
5.17.1.13	Real Time Statistics Reporting.....	64
5.17.1.13.1	Overview of conditional reporting.....	64
5.17.1.13.2	Basic conditional reporting.....	64
5.17.1.13.3	Extended conditional reporting .....	64
5.17.1.14	Transcoding.....	64
5.17.1.14.1	Media types and formats (Codecs) .....	64
5.17.1.14.2	Decision for transcoding.....	64
5.17.1.15	Void.....	65
5.17.1.16	VPN identification .....	65
5.17.1.16.1	VLAN marking.....	65
5.17.1.17	Topology Hiding Function.....	65
5.17.1.17.1	THF for the IP signalling path.....	65
5.17.1.17.2	THF for the IP media /bearer path.....	66
5.17.2	Overview of Session Independent Procedures.....	67
5.17.2.1	Introduction - Relation to TS 183 025.....	67
5.17.2.2	Session-independent procedures .....	67
5.17.2.3	MG Overload Control: Rate limitation of H.248 Messages from MGC-to-MG .....	67
5.18	Session Dependent Procedures (Command Level Details) .....	67
5.18.1	Add Termination.....	68
5.18.1.1	Add Termination - Remote Addr and Port Known, Select Local Addr and Port .....	68
5.18.1.1.1	Conditions for Address Policing: SAF, SPF, SAM, SPR, SPRR .....	71
5.18.1.1.2	Assigning IP Domain/Realm to Termination .....	72
5.18.1.1.3	Add Termination - Remote Addr and Port Known, Select Local Addr and Port - Examples.....	73
5.18.1.2	Add Termination - Remote Addr and Port Unknown, Select Local Addr and Port.....	74
5.18.1.2.1	Add Termination - Remote Addr and Port Unknown, Select Local Addr and Port - Examples .....	77
5.18.1.3	Add Termination - Remote Addr Known, Select Local Addr.....	78
5.18.1.3.1	Add Termination - Remote Addr Known, Select Local Addr - Examples .....	80
5.18.1.4	Add Termination - Remote Addr Unknown, Select Local Addr.....	80
5.18.1.4.1	Add Termination - Remote Addr Unknown, Select Local Addr - Examples .....	82
5.18.1.5	Add Termination - Remote Addr Known and Port Possibly Known, no Local Addr and Port.....	82
5.18.1.5.1	Add Termination - Remote Addr Known and Port Possibly Known, Selectno Local Addr and Port - Examples .....	84
5.18.2	Session Establishment Update .....	84
5.18.2.1	Session Establishment Update - Remote Addr and Port Known.....	84
5.18.2.1.1	Session Establishment Update - Remote Addr and Port Known - Examples .....	87
5.18.2.2	Session Establishment Update - Remote Addr Known.....	90
5.18.2.2.1	Session Establishment Update - Remote Addr Known - Examples .....	91
5.18.2.3	Session Establishment Update - Through Connect .....	91
5.18.2.3.1	Session Establishment Update - Through Connect - Examples.....	94
5.18.2.4	Session Establishment Update - Remote Port Unknown, Select Local Port .....	95
5.18.2.4.1	Session Establishment Update - Remote Port Unknown, Select Local Port - Examples.....	98
5.18.2.5	Session Establishment Update - Bandwidth Change.....	99
5.18.2.5.1	Session Establishment Update - Bandwidth Change - Examples .....	101
5.18.2.6	Session Establishment Update - Delete Stream.....	101
5.18.2.6.1	Session Establishment Update - Delete Stream - Examples .....	104
5.18.3	Mid-Session Update.....	104
5.18.3.1	Mid-Session Update - Bandwidth Change .....	104
5.18.3.1.1	Mid-Session Update - Bandwidth Change - Examples.....	107
5.18.3.2	Mid-Session Update - Media Change .....	107
5.18.3.2.1	Mid-Session Update - Media Change - Examples.....	110
5.18.3.3	Mid-Session Update - Remote Addr/Port Change .....	111
5.18.3.3.1	Mid-Session Update - Remote Addr/Port Change - Examples.....	114
5.18.3.4	Mid-Session Update - Add Stream, Remote Addr and Port Known, Select Local Addr and Port.....	115
5.18.3.4.1	Mid-Session Update - Add Stream, Remote Addr and Port Known, Select Local Addr and Port - Examples .....	118

5.18.3.5	Mid-Session Update - Add Stream, Remote Addr and Port Unknown, Select Local Addr and Port..	119
5.18.3.5.1	Mid-Session Update - Add Stream - Examples .....	122
5.18.3.6	Mid-Session Update - Delete Stream .....	123
5.18.3.6.1	Mid-Session Update - Delete Stream - Examples .....	124
5.18.3.7	Mid-Session Update - Add Stream, Remote Addr Known and Port Possibly Known, no Local Addr and Port .....	126
5.18.3.7.1	Mid-Session Update - Add Add Stream, Remote Addr Known and Port Possibly Known, no Local Addr and Port - Examples .....	128
5.18.4	Auditing .....	129
5.18.4.1	Mid-Session Statistics Audit .....	129
5.18.4.1.1	Mid-Session Statistics Audit - Example .....	130
5.18.4.2	Mid-Session MGC Info Audit .....	130
5.18.4.2.1	Mid-Session MGC Info Audit - Example .....	131
5.18.5	Notification of MG Events .....	132
5.18.5.1	Notification of IP Media Stop .....	132
5.18.5.2	Notification of Hanging Termination .....	133
5.18.5.3	Notification of Statistic Conditional Reporting .....	133
5.18.6	Delete Session/Termination .....	134
5.18.6.1	Delete Session/Termination .....	134
5.18.6.1.1	Delete Session/Termination - Examples .....	135
5.18.6.2	Delete Session/Termination - Wildcarded Reply .....	138
5.18.6.2.1	Delete Session - Wildcarded Reply - Examples .....	138
5.19	Non-Session Related Use Cases .....	138
5.19.1	Enable MG .....	139
5.19.1.1	Enable MG (at MGC) .....	139
5.19.1.2	Enable MG (at MG) .....	139
5.19.1.2.1	Enable MG (at MG) : Cold Boot .....	140
5.19.1.2.2	Enable MG (at MG): Warm Boot .....	141
5.19.2	Enable MGC .....	142
5.19.3	Disable MG (Graceful) .....	142
5.19.3.1	Disable MG (Graceful) (at MGC) .....	142
5.19.3.2	Disable MG (Graceful) (at MG) .....	143
5.19.4	Disable MG (Immediate) .....	143
5.19.4.1	Disable MG (Immediate) (at MGC) .....	143
5.19.4.2	Disable MG (Immediate) (at MG) .....	144
5.19.5	Disable MGC .....	144
5.19.6	Enable Termination .....	144
5.19.7	Disable Termination (Graceful) .....	144
5.19.8	Disable Termination (Immediate) (at MG) .....	145
5.19.9	MG Failure and Recovery .....	145
5.19.10	MG Termination Failure and Recovery .....	146
5.19.11	MGC Failure and Recovery .....	146
5.19.12	User Plane Failure .....	146
5.19.13	MGC-MG Control Association Failure and Recovery .....	147
5.19.14	MG Overload .....	149
5.19.15	MGC Overload .....	149
5.19.16	MGC Hand-Off .....	150
5.19.17	MGC Re-Direct .....	150
5.19.18	MG Failover .....	150
5.19.19	Change of MG Resources .....	151
5.20	Session Independent Procedures (Command Level Details) .....	151
5.20.1	MG Registration (Cold Boot) .....	152
5.20.2	MG Restoration .....	153
5.20.3	Packages Audit .....	154
5.20.4	Context Audit .....	154
5.20.5	MG Termination Available .....	155
5.20.6	MG Termination Unavailable .....	156
5.20.7	Audit Termination State .....	156
5.20.8	Set ROOT Termination Events/Properties .....	157
5.20.9	MGC Initiated Service Restoration .....	157
5.20.10	Check MG Availability .....	158
5.20.11	MG Service Cancellation (Graceful) .....	158

5.20.12	MG Service Cancellation (Immediate) .....	159
5.20.13	MGC Hand-Off.....	159
5.20.14	MG Re-Registration (Hand-Off).....	160
5.20.15	MG Termination OOS Graceful .....	161
5.20.16	MGC Overload Notification .....	161
5.20.17	Registration Redirect .....	161
5.20.18	User Plane Failure.....	162
5.20.19	ROOT Event Notification.....	163
5.20.20	MG Lost Communication (Disconnected).....	164
5.20.21	MG Lost Communication (Failover) .....	164
5.20.22	MG Redundant Takeover (Primary) .....	165
5.20.23	Void .....	166
5.20.24	MG Re-Registration (Restart).....	166
5.20.25	Wildcarded Subtract .....	166
5.20.26	MG Redundant Takeover (Secondary) .....	167
5.20.27	MGC Initiated Service Cancellation .....	167
5.20.28	Audit Service State .....	167
5.20.29	Audit ROOT Properties .....	167
<b>Annex A (informative):</b>	<b>Void .....</b>	<b>169</b>
<b>Annex B (informative):</b>	<b>Comparison between ES 283 018 V1.1.4 (Ia Profile Version 1) and TS 102 333 (GCP) .....</b>	<b>170</b>
B.1	General .....	170
B.2	Differences between TS 102 333 (GCP) and ES 283 018 V1.1.4 (Ia Profile Version 1).....	170
<b>Annex C (informative):</b>	<b>Comparison with Ia Profile Versions 1 and 2 .....</b>	<b>171</b>
C.1	General .....	171
C.2	Differences between ES 283 018 V1.1.4 (Ia Profile Version 1) and ES 283 018 V2.7.1 (Ia Profile Version 2).....	171
C.3	Differences between ES 283 018 V2.7.1 (Ia Profile Version 2) and TS 183 018 V3.5.1 (Ia Profile Version 3).....	172
<b>Annex D (informative):</b>	<b>Void .....</b>	<b>173</b>
<b>Annex E (informative):</b>	<b>Void .....</b>	<b>174</b>
<b>Annex F (informative):</b>	<b>Void .....</b>	<b>175</b>
<b>Annex G (informative):</b>	<b>Void .....</b>	<b>176</b>
<b>Annex H (informative):</b>	<b>Void .....</b>	<b>177</b>
<b>Annex I (informative):</b>	<b>Bibliography .....</b>	<b>178</b>
<b>Annex J (informative):</b>	<b>Change history .....</b>	<b>179</b>
History .....		181

---

## Intellectual Property Rights

IPRs essential or potentially essential to the present document may have been declared to ETSI. The information pertaining to these essential IPRs, if any, is publicly available for **ETSI members and non-members**, and can be found in ETSI SR 000 314: "*Intellectual Property Rights (IPRs); Essential, or potentially Essential, IPRs notified to ETSI in respect of ETSI standards*", which is available from the ETSI Secretariat. Latest updates are available on the ETSI Web server (<http://webapp.etsi.org/IPR/home.asp>).

Pursuant to the ETSI IPR Policy, no investigation, including IPR searches, has been carried out by ETSI. No guarantee can be given as to the existence of other IPRs not referenced in ETSI SR 000 314 (or the updates on the ETSI Web server) which are, or may be, or may become, essential to the present document.

---

## Foreword

This Technical Specification (TS) has been produced by ETSI Technical Committee Telecommunications and Internet converged Services and Protocols for Advanced Networking (TISPAN).



---

# 1 Scope

The present document defines a profile of the Gateway Control Protocol (H.248.1) to be used for controlling Border Gateway Functions (BGF), as defined in ES 282 003 [3].

---

## 2 References

References are either specific (identified by date of publication and/or edition number or version number) or non-specific.

- For a specific reference, subsequent revisions do not apply.
- Non-specific reference may be made only to a complete document or a part thereof and only in the following cases:
  - if it is accepted that it will be possible to use all future changes of the referenced document for the purposes of the referring document;
  - for informative references.

Referenced documents which are not found to be publicly available in the expected location might be found at <http://docbox.etsi.org/Reference>.

NOTE: While any hyperlinks included in this clause were valid at the time of publication ETSI cannot guarantee their long term validity.

### 2.1 Normative references

The following referenced documents are indispensable for the application of the present document. For dated references, only the edition cited applies. For non-specific references, the latest edition of the referenced document (including any amendments) applies.

- [1] ITU-T Recommendation H.248.1 (2005): "Gateway control protocol: Version 3" including its Amendment 1 (2008).
- [2] Void.
- [3] ETSI ES 282 003: "Telecommunications and Internet converged Services and Protocols for Advanced Networking (TISPAN); Resource and Admission Control Sub-System (RACS): Functional Architecture".
- [4] ITU-T Recommendation H.248.45 (2006): "Gateway control protocol: MGC information package".
- [5] ITU-T Recommendation H.460.18 (2005): "Traversal of H.323 signalling across network address translators and firewalls".
- [6] IETF RFC 5234: "Augmented BNF for Syntax Specifications: ABNF".
- [7] IETF RFC 3264: "An Offer/Answer Model with Session Description Protocol (SDP)".
- [8] IETF RFC 2663: "IP Network Address Translator (NAT) Terminology and Considerations".
- [9] ITU-T Recommendation H.248.37 Revision 1 (2008): "Gateway control protocol: IP NAPT traversal package".
- [10] ITU-T Recommendation H.248.54 (2007): "Gateway control protocol: MPLS support package".

- [11] ITU-T Recommendation H.248.56 (2007): "Gateway control protocol: Packages for virtual private network support". Inclusive Corrigendum 1 (2009) to H.248.56 "Gateway control protocol: Packages for virtual private network support: VLAN package clarifications".
- [12] ITU-T Recommendation H.248.40 (2007): "Gateway control protocol: Application Data Inactivity Detection package".
- [13] ITU-T Recommendation H.248.14 (03/09): "Gateway control protocol: Inactivity timer package".
- [14] ITU-T Recommendation Q.3303.2 (2007): "Protocol at the interface between a Policy Decision Physical Entity (PD-PE) and a Policy Enforcement Physical Entity (PE-PE) (Rw Interface): H.248 Alternative".
- [15] ITU-T Recommendation H.248.11 (2002): "Gateway control protocol: Media gateway overload control package". Inclusive Corrigendum 1 (2008) to H.248.11 Clarifying MG\_overload event relationship with ADD commands".
- [16] ITU-T Recommendation H.248.41 (2006) Amendment 1 (2008): "Gateway control protocol: IP domain connection package: IP Realm Availability Package".
- [17] ITU-T Recommendation H.248.52 (2008) Amendment 1 (2009): "Gateway control protocol: QoS Support packages".
- [18] ITU-T Recommendation H.248.43 (2008): "Gateway control protocol: Packages for gate management and gate control".
- [19] ITU-T Recommendation H.248.53 (2009): "Gateway control protocol: Traffic Management packages".
- [20] Void.
- [21] Void.
- [22] ETSI ES 283 018 (V1.1.4): "Telecommunications and Internet converged Services and Protocols for Advanced Networking (TISPAN); Resource and Admission Control: H.248 Profile for controlling Border Gateway Functions (BGF) in the Resource and Admission Control Subsystem (RACS); Protocol specification".
- [23] ITU-T Recommendation H.248.49 (2007): "Gateway Control Protocol: Session description protocol RFC and capabilities packages".
- [24] ITU-T Recommendation H.248.36 (2005): "Gateway control protocol: Hanging Termination Detection package".
- [25] ITU-T Recommendation H.248.47 Revision 1 (2008): "Gateway control protocol: Statistic conditional reporting package".
- [26] Void.
- [27] Void.
- [28] IETF RFC 4566: "SDP: Session Description Protocol".
- [29] IETF RFC 1123: "Requirements for Internet Hosts - Application and Support".
- [30] ITU-T Recommendation H.248.8: "Gateway control protocol: Error code and service change reason description".
- [31] IETF RFC 3605: "Real Time Control Protocol (RTCP) attribute in Session Description Protocol (SDP)".
- [32] ETSI ES 283 018 (V2.7.1): "Telecommunications and Internet converged Services and Protocols for Advanced Networking (TISPAN); Resource and Admission Control: H.248 Profile for controlling Border Gateway Functions (BGF) in the Resource and Admission Control Subsystem (RACS); Protocol specification".

- [33] ITU-T H.Imp248 (2008): "H.248 Sub-Series Implementers" Guide".
- NOTE: Available at: <http://www.itu.int/rec/T-REC-H.Imp248.1-200805-I/en>
- [34] ITU-T Recommendation H.248.58 (2008): "Gateway Control Protocol: Packages for Application Level H.248 Statistics".
- [35] Void.
- [36] IETF RFC 4975 (2007-09): "The Message Session Relay Protocol (MSRP)".
- [37] ETSI TS 187 003 (V1.7.1): "Telecommunications and Internet converged Services and Protocols for Advanced Networking (TISPAN); NGN Security; Security Architecture".
- [38] IETF RFC 3551: "RTP Profile for Audio and Video Conferences with Minimal Control".

## 2.2 Informative references

The following referenced documents are not essential to the use of the present document but they assist the user with regard to a particular subject area. For non-specific references, the latest version of the referenced document (including any amendments) applies.

- [i.1] ETSI TS 102 333: "Telecommunications and Internet converged Services and Protocols for Advanced Networking (TISPAN); Gate control protocol".
- [i.2] ETSI TS 183 025: "Telecommunications and Internet converged Services and Protocols for Advanced Networking (TISPAN); H.248 Non-call related procedures and management system interaction".
- [i.3] IETF RFC 2327: "SDP: Session Description Protocol".
- [i.4] ETSI ES 282 001: "Telecommunications and Internet converged Services and Protocols for Advanced Networking (TISPAN); NGN Functional Architecture".
- [i.5] ITU-T Recommendation V.152: "Procedures for supporting voice-band data over IP networks". Inclusive Corrigendum 1 (09/2005) and Corrigendum 2 (05/2006).
- [i.6] IETF RFC 4301: "Security Architecture for the Internet Protocol".
- [i.7] ITU-T Recommendation H.248.18: "Gateway control protocol: Package for support of multiple profiles".
- [i.8] IETF RFC 3550: "RTP: A Transport Protocol for Real-Time Applications".
- [i.9] IEEE 802.3: "Ethernet Working Group".
- [i.10] ITU-T Recommendation Y.1221 (2002): "Traffic control and congestion control in IP based networks". Inclusive a) Amendment 1 (2004): 'Extensions to transfer capabilities', b) Amendment 2 (11/2005): 'Further extension to transfer capabilities ', c) Amendment 3 (10/2007): "New Appendix IV - Example methods for determining token-bucket parameters".
- [i.11] ITU-T Recommendation Y.1541 (2006): "Network performance objectives for IP-based services".
- [i.12] ETSI TS 181 005: "Telecommunications and Internet Converged Services and Protocols for Advanced Networking (TISPAN); Service and Capability Requirements".
- [i.13] Void.
- [i.14] Void.
- [i.15] Void.
- [i.16] Void.
- [i.17] Void.

- [i.18] ETSI TR 183 068 (V0.0.4): "Telecommunications and Internet Converged Services and Protocols for Advanced Networks (TISPAN); Guidelines on using Ia H.248 profile for control of Border Gateway Functions (BGF); Border Gateway Guidelines".
- [i.19] ITU-T Recommendation H.248.57 (2008): "Gateway Control Protocol: RTP Control Protocol Package".
- [i.20] IETF RFC 3711: "The Secure Real-time Transport Protocol (SRTP)".
- [i.21] IETF RFC 4145: "TCP-Based Media Transport in the Session Description Protocol (SDP)".

## 3 Definitions and abbreviations

### 3.1 Definitions

For the purposes of the present document, the following terms and definitions apply:

**address:** term used for "network address" (a.k.a. IP address)

**BGF:** packet-to-packet gateway for user plane media traffic

NOTE 1: The BGF performs both policy enforcement functions and NA(P)T functions under the control of the SPDF.

NOTE 2: A Border Gateway Function (BGF) provides the interface between two IP-transport domains. It may reside at the boundary between an access network and a core network or between two core networks, as defined in ES 282 001 [i.4]. The BGF has the "H.248 MG" role in the scope of this Profile.

**gate:** represents a transport plane function enabling or disabling the unidirectional forwarding of IP packets under specified conditions (e.g. QoS)

NOTE: See TS 102 333 [i.1].

**IP-to-IP interworking modes:** available SDP information elements and values in the signalled SDP "media description" (mainly "m=" and "a=" lines) by the SPDF (MGC), may be used to categorize following interworking modes from BGF (MG) perspective (see also annex G in [i.18]):

- (1) **"Media-agnostic":**
  - the "m=" line values of *media type* (<media>) and *media format* (<fmt>) are not allowing to conclude for the BGF (MG) on the transported "media" information;
- (2) **"Media-aware":**
  - the "m=" line values of *media type* (<media>), *transport protocol* (<proto>) and *media format* (<fmt>) are unambiguously defining the entire protocol stack of the H.248 IP termination, i.e. the BGF (MG) knows transported "media" information and the underlying transport protocol type;
- (3) **"Transport protocol-agnostic" (or briefly "transport-agnostic"):**
  - the BGF (MG) may not conclude from signalled SDP information elements on the transported IP payload information (see note);

(4) "**Transport protocol-aware**" (or briefly "**transport-aware**):

- the value of the IP *protocol* field is indicated by the signalled SDP information elements, e.g. by the "m=" line value of the *transport protocol* (<proto>) field;

NOTE: The BGF (MG) could principally derive the used transport protocol by analyzing the protocol field (<http://www.iana.org/assignments/protocol-numbers>) in the IP header, but such a function is beyond H.248. The BGF (MG) is still transport protocol-agnostic from H.248 point of view.

**pinhole:** configuration of two associated H.248 IP Terminations within the same H.248 Context, which allows/prohibits unidirectional forwarding of IP packets under specified conditions

NOTE 1: A pinhole may also be referred to as a "gate".

NOTE 2: E.g. address tuple.

NOTE 3: See ITU-T Recommendation H.248.37 [9].

NOTE 4: See annex A in TR 183 068 [i.18].

NOTE 5: It has to be noted that there is also a different definition for "pinhole", which is used in the context of H.323 systems (see ITU-T Recommendation H.460.18 [5]). The difference is the fact that the "H.248 pinhole" and "gate" are unidirectional, whereas the "H.323 pinhole" is bidirectional.

**port:** term used for "transport port" (a.k.a. L4 port)

**Resource and Admission Control Subsystem (RACS):** provides admission control and gate control functionalities

NOTE: Including the control of NAPT and priority marking.

**Service Policy Decision Function (SPDF):** logical policy decision element for service-based policy control (SBP)

NOTE: The SPDF makes policy decisions using policy rules for Service Based Policy Control (SBP). The SPDF has the "H.248 MGC" role in the scope of this Profile.

**transcoding:** translation from one type of encoded media format to another different media format

EXAMPLE 1: G.711 A-law to  $\mu$ -law or vice versa.

EXAMPLE 2: G.711 to G.726-40K.

EXAMPLE 3: G.729 to AMR with 4.75 rate.

EXAMPLE 4: G.711 to a broadband codec that operates at 256 kbps, etc.

NOTE 1: The definition of "transcoding" is according to clause 3.10/ITU-T Recommendation V.152 [i.5].

NOTE 2: Transcoding belongs to the category of "media aware" IP-to-IP interworking (see above).

**transport address:** combination of an Address and a Port

## 3.2 Abbreviations

For the purposes of the present document, the following abbreviations apply:

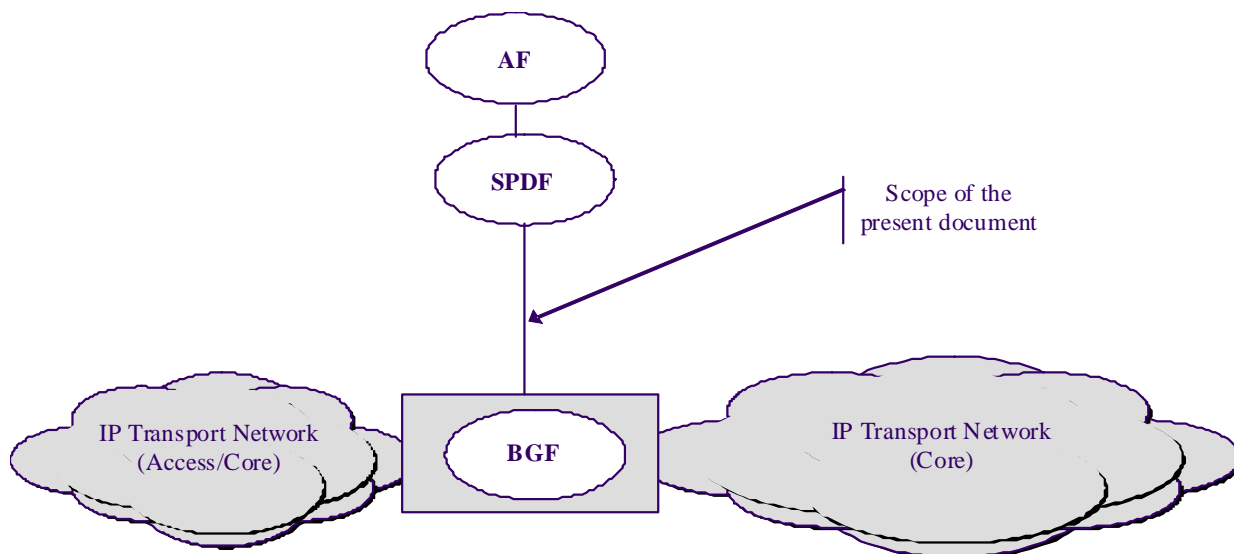
ABNF	Augmented Backus-Naur Form
AF	Application Function
B2BIH	Back-to-Back IP Host (mode)
B2BRE	Back-to-Back RTP Endsysten (mode)
BGF	Border Gateway Function
C-BGF	Core-BGF
CBR	Constant BitRate
CoAC	Context Admission Control
DSCP	Differentiated Services Code Point
GCP	Gate Control Protocol
I-BGF	Interconnect-BGF
IP	Internet Protocol
IPR	IP Router (mode)
IPsec	IP Security (RFC 4301 [i.6])
LD	Local Descriptor (H.248 protocol element) Local Destination (H.248 naming convention)
LS	Local Source (H.248 naming convention)
MG	Media Gateway
MGC	Media Gateway Controller
MID	Message IDentifier (H.248)
MP	Measuring Points
MPLS	Multi Protocol Label Switching
NA	Not Applicable
NAPT	Network Address and Port Translation
NAPT-PT	NAPT and Protocol Translation
NAT	Network Address Translation
PCI	Protocol Control Information
PHB	Per-Hop Behaviour
QoS	Quality of Service
RACS	Resource and Admission Control Subsystem
RD	Remote Descriptor (H.248 protocol element) Remote Destination (H.248 naming convention)
RFC	Request For Comments (IETF)
RP	Reporting Points
RS	Remote Source (H.248 naming convention)
RTCP	RTP Control Protocol
RTP	Real-time Transport Protocol
RTSP	Real Time Streaming Protocol
SAF	Source Address Filtering
SAM	Source Address Mask
SCTP	Stream Control Transport Protocol
SDP	Session Description Protocol
SIP	Session Initiation Protocol
SPDF	Service Policy Decision Function
SPF	Source Port Filtering
SPR	(Remote) Source Port
SPRR	(Remote) Source Port Range
StAC	Stream Admission Control
THF	Topology Hiding Function
THIG	Topology Hiding Interconnection Gateway
TISPAN	Telecommunications and Internet converged Services and Protocols for Advanced Networking
Tman	Traffic Management
VBR	Variable BitRate
VLAN	Virtual LAN
VPN	Virtual Private Network

## 4 Applicability

### 4.1 Architecture

The present document defines an H.248 Profile for the reference point between the Service Policy Decision Function (SPDF) and the Border Gateway Function (BGF), known as the Ia reference point. The SPDF interacts with the BGF to request services. This reference point is used for communication between the SPDF and a Core Border Gateway Function (C-BGF) and between the SPDF and an Interconnect Border Gateway Function (I-BGF).

Specific requirements for this reference point are described in ES 282 003 [3]. Figure 1 illustrates the architecture assumed in the present document.



**Figure 1: Reference architecture**

The names ‘BGF’ and ‘SPDF’ are terminology of the RACS functional architecture (stage 2). The *SPDF* role in this protocol (stage 3) specification is provided by the H.248 *MGC* entity and the *BGF* role by the H.248 *MG* entity. The associated stage 2 and stage 3 names are used synonymously in this H.248 profile specification.

### 4.2 Border Gateway Guidelines

Guidelines for usage and implementation of border gateways are described in [i.18].

## 5 Profile description

### 5.1 Profile identification

**Table 1: Profile identification**

Profile name:	ETSI_BGF
Version:	3

## 5.2 Summary

This profile supports the control of the following functionality in IP-to-IP Media Gateways:

- opening and closing gates (i.e. packets filtering depending on "IP address/port");
- allocation and translation of IP addresses and port numbers (NAPT):
  - IP realm/domain indication (via H.248.41 amendment 1);
  - RTCP handling;
- interworking between IPv4 and IPv6 networks (NAPT-PT);
- topology hiding;
- hosted NAT traversal;
- packet marking for outgoing traffic;
- resource allocation and bandwidth reservation:
  - one and two-stage BGF resource reservation;
- policing of incoming traffic;
- QoS and usage metering:
  - conditional statistics reporting;
- transcoding;
- detection of inactive bearer connections;
- specific call-independent procedures:
  - detection of hanging H.248 terminations; and
- BGF overload control (at H.248 interface).

## 5.3 Gateway Control Protocol Version

ITU-T Recommendation H.248.1 [1] Version 3.

NOTE: Version 3 of the H.248 protocol is needed, due to the possible usage of stream statistics.

## 5.4 Connection model

**Table 2: Connection model**

Maximum number of contexts:	Provisioned
Maximum number of terminations per context:	2
Allowed terminations type combinations:	(IP,IP)



## 5.5 Context attributes

**Table 3: Context attributes**

Context attribute	Supported	Values supported
Topology	No	Not Applicable
Priority Indicator	Yes	0 to15
Emergency Indicator	Yes	ON/OFF
IEPS Indicator	No	Not Applicable
ContextAttribute Descriptor	No	Not Applicable
ContextIdList Parameter	No	Not Applicable
AND/OR Context Attribute	No	Not Applicable

## 5.6 Terminations

### 5.6.1 Termination names

#### 5.6.1.1 IP Termination

##### 5.6.1.1.1 Overview and prose specification

The Termination ID structure shall follow the guidelines of H.248 and shall be based on four fields:

- "ip/<group>/<interface>/<id>".

The individual fields are described and defined in table 4.

**Table 4: IP Termination Fields**

Name	Description	Values	CHOOSE Wildcard	ALL Wildcard
ip	"ip" is a fixed prefix identifying the termination.	"ip"	No	No
group	Group of Interface and Id.	Integer (0 to 65 535) (see note 6)	No	Yes
interface	Logical or physical interface to a network to/from which the termination will be sending/receiving media. (See notes 1 and 2).	String of max 51 alphanumeric characters	Yes (see note 5)	Yes
id	Termination specific identifier (See note 3).	Non-zero 32 bit integer	Yes (see note 4)	Yes

NOTE 1: A specific <Interface> may be used together with different groups.

NOTE 2: The generic field <Interface> may relate specifically to an "IP interface", "protocol layer 2 interface" or others.

NOTE 3: The combination of Interface and Id is unique.

NOTE 4: In version 1 of this profile, there was a tacit assumption that the MGC used a CHOOSE wildcard in an ADD request command. In this version, the MGC shall always use CHOOSE in an ADD request command. If not, the MG shall reply with an error descriptor using error code #501 "Not Implemented". See also clause 5.6.1.1.1.3.

NOTE 5: The MGC shall always use CHOOSE in an ADD request command. If not, the MG shall reply with an error descriptor using error code #501 "Not Implemented".

NOTE 6: The actual used range of Group ID is fully under MGC control.

NOTE: The SPDF has the ability to choose the address space in which the BGF will allocate an IP address for the termination by using the ipdc/realm property defined in the H.248.41 IP domain connection package.

H.248 wildcarding may be applied on IP Termination Identifiers. Wildcarding is limited according the two columns on the right hand side.

### 5.6.1.1.1.1 Combined usage of fields Group and Interface

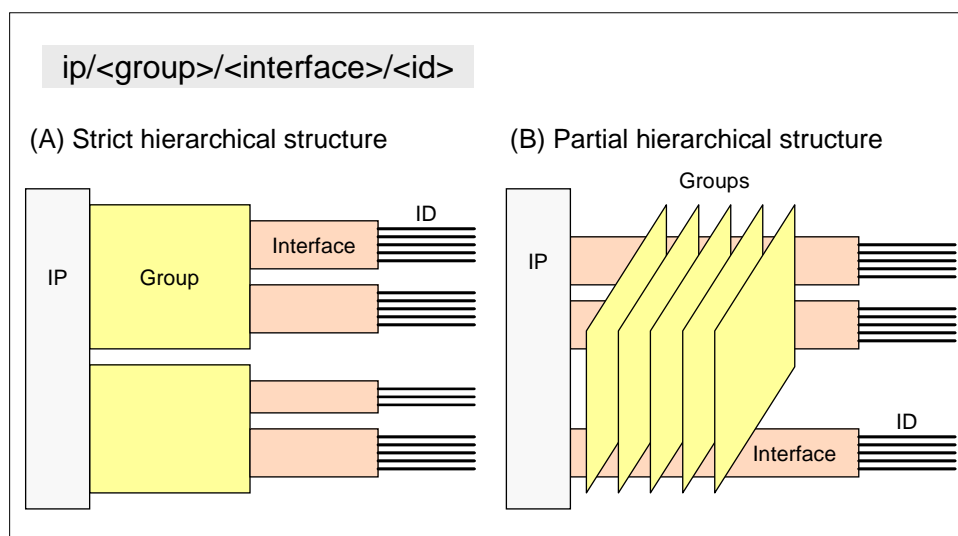
There are two potential relationships between <group> and <interface> within the TerminationID structure:

- **strictly hierarchical:** a single "interface" is completely associated to a dedicated "group".

EXAMPLE 1: may be driven for instance by hardware architecture or addressing schemes with the goal of minimizing ServiceChange command load by using wildcards such as `ip/<group>/*` for potential HW failures that may lead to issuing a single ServiceChange command rather than multiple ServiceChange commands.

- **partially hierarchical:** an "interface" is distributed over multiple "groups".

EXAMPLE 2: a logical partition concept may be driven for instance for selective auditing with the goal of minimizing the AuditReply to be of a manageable size by having the MGC allocate an adequate number of terminations within a <group>. Therefore Audits could be paced for example: `ip/1/*`, `ip/2/*`, ..., `ip/n/*`.



**Figure 2: Group/Interface relationships for the structure of terminationIDs  
Potential use cases**

The following examples depict the advantages that each group/interface relationship may facilitate.

Table 5: Examples of Group/interface relationship in ServiceChange

Semantic of Termination Name	ServiceChange Command (e.g. due to a HW Failure)
Strictly hierarchical	<p>Upon a HW failure the command issued is (by MG):</p> <pre>ServiceChange=ip/1/*{Services{ Method=Forced, Reason="906" Version=3, Profile = ETSI_BGF/3}}},</pre> <p>...a single wildcarded command is possible (facilitated by a strict hierarchical relationship).</p>
Partially hierarchical	<p>Upon a HW failure the command issued is (by MG):</p> <pre>ServiceChange=ip/*/1/*{Services{ Method=Forced, Reason="906" }}, ServiceChange=ip/*/2/*{Services{ Method=Forced, Reason="906" }}, ... ServiceChange=ip/*/x/*{Services{ Method=Forced, Reason="906" }}}</pre> <p>...a single wildcarded command is not always possible when not using a strict hierarchical relationship.</p>

Table 5a: Examples of Termination ID usage in AuditValue

Usage of Termination ID structure	AuditValue Command (e.g. Requesting a list of Context IDs present in the MG where n and N are number of contexts in the AuditValue Replies and n<<N)
Neither group nor interface levels specified in request	<p>The command (from MGC):</p> <pre>Context={*{AuditValue=Root{Audit{}}}}</pre> <p>Returns:</p> <pre>Context=1{AuditValue=ip/1/11/101{ },AuditValue=ip/1/12/102{ }}, Context=2{AuditValue=ip/1/21/201{ },AuditValue=ip/1/22/202{ }}, Context=3{AuditValue=ip/1/31/301{ },AuditValue=ip/1/32/302{ }}, ... Context=N{AuditValue=ip/256/11/504{ },AuditValue=ip/256/12/534{ }}}</pre> <p>... this could potentially return very large AuditValue Replies.</p>
Group level specified in request	<p>The command (by MGC):</p> <pre>Context={*{AuditValue=ip/1/*{Audit{}}}}</pre> <p>Returns:</p> <pre>Context=1{AuditValue=ip/1/11/101{ },AuditValue=ip/1/12/102{ }}, ... Context=n{AuditValue=ip/1/51/121{ },AuditValue=ip/1/52/122{ }}}</pre> <p>... and this command would be repeated for each group. (facilitated by loose hierarchical relationship).</p>

### 5.6.1.1.1.2 Optimization of call-independent procedures

The CHOOSE wildcard for "Interface" is introduced by this version of the profile.

The MGC may optimize (see note 1) call-independent procedures, e.g. based on the AuditValue command, by fully controlling the value allocation for field Group.

NOTE 1: "Optimization" could e.g. mean a load shaping function concerning H.248 processing load.

The MG may optimize (see note 2) call-independent procedures, e.g. based on the ServiceChange command, via full control over the value allocation for field Interface.

NOTE 2: "Optimization" may allow single wildcarded commands, see discussion in table 5.

### 5.6.1.1.1.3 Field "Id": Usage of wildcard CHOOSE or not

The CHOOSE wildcard for "Id" must be applied in the ADD.request command. It is the MGs responsibility for managing the value range of this logical resource.

## 5.6.1.1.2 Syntactical Specification

### 5.6.1.1.2.1 ABNF Grammar for H.248 Text Encoding Mode

ABNF (RFC 5234 [6]) is used for the syntax specification. The ABNF for TerminationID and relation to pathNAME is defined in annex B.2/H.248.1.

#### ABNF coding:

```

pathNAME      = EphToken SLASH EPHsystem
EphToken      = "ip"                ; prefix
EPHsystem     = WildcardALL
              / WildcardALL SLASH Interface
              / Group SLASH WildcardALL
              / Group SLASH (Interface / WildcardCHOOSE) SLASH (Identifier / WildcardALL /
              WildcardCHOOSE)
Group         = %d0-65535           ; data type: INT16
Interface     = 1*51ALPHANUM
Identifier    = %d1-4294967295     ; data type: INT32
ALPHANUM      = ALPHA / DIGIT
WildcardCHOOSE = "$"
WildcardALL   = "*"

```

## 5.6.2 Multiplexed terminations

**Table 6: Multiplexed terminations**

MultiplexTerminations Supported?	No
----------------------------------	----

## 5.7 Descriptors

### 5.7.1 TerminationState descriptor

**Table 7: ServiceState property**

ServiceState property used:	No
-----------------------------	----

NOTE: All H.248 Terminations have a ServiceState property according to H.248.1, but explicit usage of the TerminationState Descriptor ServiceState property is not required by this Profile. ServiceState changes can still occur, however, and be indicated in ServiceChange Commands (i.e. this means that the value of the ServiceState property may be implicitly changed by ServiceChange procedures).

**Table 8: EventBufferControl property**

EventBufferControl property used:	No
-----------------------------------	----

## 5.7.2 Stream descriptor

**Table 9: Stream descriptor**

Maximum number of streams per termination type:	IP	5
---	----	---

**Table 10: Stream configuration**

Stream Configuration:	ALL configurations are allowed
-----------------------	--------------------------------

### 5.7.2.1 LocalControl descriptor

**Table 11: LocalControl descriptor**

If not generic list appropriate termination and stream types		Termination Type	Stream Type
ReserveGroup used:	No		
ReserveValue used:	No		

**Table 12: Termination type**

Termination Type	Stream Type	Allowed StreamMode Values
IP	RTP/AVP	SendOnly, RecvOnly, SendRecv, Inactive
	tcp	SendRecv, Inactive
	udptl	SendRecv, Inactive
	udp	SendOnly, RecvOnly, SendRecv, Inactive

NOTE: Other stream types are for further study.

## 5.7.3 Events descriptor

**Table 13: Events descriptor**

Events settable on termination types and stream types	Yes		
	If yes	Event ID	Termination Type
	See clause 5.14.2.1 • g/cause	ALL except ROOT	ANY
	See clause 5.14.2.3 • nt/netfail • nt/qualert	ALL except ROOT	ANY
	See clause 5.14.2.11 • it/ito	only ROOT	Not applicable
	See clause 5.14.2.14 • adid/ipstop	ALL except ROOT	ANY
	See clause 5.14.2.16 • ocp/mg_overload	only ROOT	Not applicable
	See clause 5.14.2.17 • hangterm/thb	ALL except ROOT	Not applicable
	See clause 5.14.2.18 • scr/cr	ALL except ROOT	Not applicable
	See clause 5.14.2.1 • ipra/arc	only ROOT	Not applicable

**Table 14: EventBuffer control**

EventBuffer Control used:	No
---------------------------	----

**Table 15: KeepActive**

KeepActive used on events:	No
----------------------------	----

**Table 16: Embedded events and signals**

Embedded events in an Events Descriptor:	No
Embedded signals in an Events Descriptor:	No

**Table 17: Regulated embedded events**

Regulated Embedded events are triggered on:	None
---	------

**Table 18: ResetEventsDescriptor**

ResetEventsDescriptor used with events:	None
---	------

**Table 19: NotifyImmediate, NotifyRegulated and NeverNotify**

NotifyImmediate:	ALL events
NotifyRegulated:	None
NeverNotify:	None

## 5.7.4 EventBuffer descriptor

**Table 20: EventBuffer descriptor**

EventBuffer Descriptor used:	No
------------------------------	----

## 5.7.5 Signals descriptor

**Table 21: Signals descriptor**

Signals settable dependant on termination or streams types	Yes		
If yes	Signal ID	Termination Type	Stream Type / ID
	ipnapt/*	ALL except ROOT	ANY

**Table 22: Signals lists**

Signals Lists supported:	No
--------------------------	----

**Table 23: Signals type and duration**

Signal type and duration supported:	No
-------------------------------------	----

**Table 24: Signals direction**

Signal Direction supported:	No
-----------------------------	----

**Table 25: NotifyCompletion and RequestID**

NotifyCompletion supported:	No
RequestID Parameter Supported:	No

**Table 26: Simultaneously played signals**

Signals played simultaneously:	No
--------------------------------	----

**Table 27: KeepActive**

KeepActive used on signals:	No
-----------------------------	----

### 5.7.6 DigitMap descriptor

**Table 28: DigitMap descriptor**

DigitMaps supported:	No
----------------------	----

### 5.7.7 Statistics descriptor

**Table 29: Statistics Descriptor**

Statistics supported on:	Stream
--------------------------	--------

**Table 30: Statistics Reported On Subtract**

Statistics reported on Subtract:	Yes	
If yes	Statistic IDs reported:	ALL (See clause 5.14 for details)

### 5.7.8 ObservedEvents descriptor

**Table 31: ObservedEvents descriptor**

Event detection time supported:	No
---------------------------------	----

### 5.7.9 Topology descriptor

**Table 32: Topology descriptor**

Allowed triples:	Not Applicable
------------------	----------------

## 5.7.10 Error descriptor

**Table 33: Error Codes sent by MGC**

Supported H.248.8 [30] Error Codes:	ALL
Supported Error Codes defined in packages:	All error codes defined in supported packages need to be supported

**Table 34: Error Codes sent by MG**

Supported H.248.8 [30] Error Codes:	ALL with exception of #514 "Media Gateway cannot send the specified announcement" #518 "Event buffer full" #519 "Out of space to store digit map" #520 "Digit Map undefined in the MG" #522 "Functionality Requested in Topology Triple Not Supported"
Supported Error Codes defined in packages:	All error codes defined in supported packages need to be supported

## 5.8 Command API

Table 35 shows in which direction commands are sent, which terminations they can be associated with, and which wildcard options are supported for the specific command.

**Table 35: Commands and terminations**

Command	Sent By	Used on Termination Type		Wildcard Support	
		IP	ROOT	W-	O-
Add	SPDF	Yes	No	No	No
AuditCapabilities	-	-	-	-	-
AuditValue	SPDF	Yes	Yes	No	Yes
Modify	SPDF	Yes	Yes	No	No
Move	-	-	-	-	-
Notify	BGF	Yes	Yes	No	No
ServiceChange	BGF	Yes	Yes	No	No
Subtract	SPDF	Yes	No	Yes	No

Table 35 shows for which termination types a specific descriptor can be applied, and tables 36 and 37 show with which commands and replies the descriptor can be used respectively.

**Table 36: Descriptors and requests**

Descriptor type (see note 1)	Termination type	
	Root	IP
Audit	Yes	Yes
Error		
Events	Yes	Yes
Local		Yes
LocalControl		Yes
Media	Yes (see note 2)	Yes
ObservedEvents	Yes	Yes
Packages	Yes	
ServiceChange	Yes	Yes
Signals		Yes
Statistics		Yes
Stream		Yes
TerminationState	Yes (see note 2)	

NOTE 1: Only H.248 descriptors supported within this H.248 profile specification are shown.  
NOTE 2: E.g. Base Root package properties.



Table 37: Descriptors and replies

Descriptor type (see note 1)	Termination type	
	Root	IP
Audit		
Error	Yes	Yes
Events	Yes	Yes
Local		
LocalControl (see note 2)		Yes
Media	Yes	Yes
ObservedEvents		
Packages	Yes	
Remote		
ServiceChange	Yes	Yes
Signals (see note 3)		
Statistics		Yes
Stream		Yes
TerminationState	Yes	
NOTE 1: Only H.248 descriptors supported within this H.248 profile specification are shown.		
NOTE 2: According to section 5.8.5, <b>auditing</b> of mgcinfo/db H.248 property in LocalControl is required.		
NOTE 3: According to section 5.8.5, <b>auditing</b> of H.248 signals descriptors is not required.		

It is seen that an Error Descriptor may be returned in any command reply and thus the Error Descriptor is not included in any subsequent command reply tables.

## 5.8.1 Add

Table 38: Descriptors used by Add Request

Descriptors used by Add request:	Media (Stream(LocalControl, Statistics, Local, Remote)), Event, Signals
NOTE:	Statistics are enabled as default. The MGC may explicitly request or suppress statistics generation for individual streams by inclusion of the Statistics descriptor in the Add request command (see section 7.1.15, ITU-T Rec. H.248.1 [1]).

Table 39: Descriptors used by Add Reply

Descriptors used by Add reply:	Media (Stream (Local))
--------------------------------	------------------------

## 5.8.2 Modify

Table 40: Descriptors used by Modify Request

Descriptors used by Modify request:	Media (TerminationState, Stream (LocalControl, Statistics, Local, Remote)), Audit (Media (Stream (Statistics))), Signals, Event
-------------------------------------	---

Table 41: Descriptors used by Modify Reply

Descriptors used by Modify reply:	Media (Stream(Local, Statistics))
-----------------------------------	-----------------------------------

### 5.8.3 Subtract

**Table 42: Descriptors used by Subtract Request**

Descriptors used by Subtract request:	Audit() OR NONE
NOTE: This profile version supports reporting of statistics on all streams or none of the streams. Reporting and disabling of statistics from a subset of the streams in case of multiple streams is not supported by this profile version. Termination level statistics are not supported.	

**Table 43: Descriptors used by Subtract Reply**

Descriptors used by Subtract reply:	Media(Stream(Statistics)) OR NONE
-------------------------------------	-----------------------------------

### 5.8.4 Move

**Table 44: Descriptors used by Move Command**

Move command used:	No
--------------------	----

### 5.8.5 AuditValue

**Table 45: AuditValue**

Audited Properties:	Media(TerminationState) (see note 1) Media(Stream(LocalControl)) (see note 2)
Audited Statistics:	ALL
Audited Signals:	None
Audited Events:	None
Packages Audit possible:	Yes
NOTE 1: These are the root/*, seg/* and ipra/* properties.	
NOTE 2: This is the mgcinfo/db property.	

### 5.8.6 AuditCapabilities

**Table 46: Descriptors used by AuditCapabilities Command**

AuditCapabilities command used:	No
---------------------------------	----

### 5.8.7 Notify

**Table 47: Descriptors used by Notify Request**

Descriptors used by Notify Request:	ObservedEvents
-------------------------------------	----------------

**Table 47a: Descriptors used by Notify Reply**

Descriptors used by Notify Reply:	None
-----------------------------------	------

## 5.8.8 ServiceChange

**Table 48: ServiceChangeMethods and ServiceChangeReasons sent by MGC**

Service Change Methods Supported	ServiceChange Reasons supported
Restart	900, 901
Handoff	903

**Table 49: ServiceChangeMethods and ServiceChangeReasons sent by MG**

Service Change Methods Supported	ServiceChange Reasons supported
Disconnected	900
Forced	904, 905, 906, 915
Restart	900, 901, 902
Graceful	905, 908
Failover	909
Handoff	903

**Table 50: ServiceChangeAddress**

ServiceChangeAddress used:	No
----------------------------	----

**Table 51: ServiceChangeDelay**

ServiceChangeDelay used:	Yes	
If yes	Valid time period:	Provisioned

**Table 52: ServiceChange Incomplete Flag**

ServiceChange Incomplete Flag used:	No
-------------------------------------	----

**Table 53: ServiceChangeVersion**

Version used in ServiceChangeVersion:	3
---------------------------------------	---

**Table 54: Profile Negotiation**

Profile negotiation as per H.248.18 [i.7]:	No
--	----

**Table 54a: ServiceChangeMGCIId**

ServiceChangeMGCIId used:	Yes
---------------------------	-----

## 5.8.9 Manipulating and auditing context attributes

**Table 55: Context Attributes Manipulation and Auditing**

Context Attributes Manipulated:	Emergency, Priority
Context Attributes Audited:	None

## 5.9 Generic command syntax and encoding

**Table 56: Command Encoding**

Supported Encodings:	Text (see notes 1 and 2)
NOTE 1: The receiver shall be capable of receiving both Short Token Notation and Long Token Notation on an H.248 control association.	
NOTE 2: The transmitter may select between long and short token forms per H.248 control association.	

## 5.10 Transactions

**Table 57: Maximum number of Transaction Requests/Replies/TransResponseAcks/Segment**

Maximum number of Transaction Requests/Replies/TransResponseAcks/Segment Replies per message:	1
---	---

**Table 58: Maximum number of Commands per Transaction Request**

Maximum number of commands per Transaction request:	2
---	---

**Table 59: Maximum number of Commands per Transaction Reply**

Maximum number of commands per Transaction reply:	2
---	---

**Table 60: Optional Commands**

Commands able to be marked "Optional":	AuditValue
--	------------

**Table 61: Wildcarded Commands**

Commands able to be marked "Wildcarded":	Subtract
--	----------

**Table 62: Transaction Timer**

Transaction Timer:	Value
normalMGExecutionTime	Provisioned, changeable with Base Root Package (see clause 5.14.2)
normalMGCExecutionTime	Provisioned, changeable with Base Root Package (see clause 5.14.2)
MGOriinatedPendingLimit	Provisioned, changeable with Base Root Package (see clause 5.14.2)
MGC OriinatedPendingLimit	Provisioned, changeable with Base Root Package (see clause 5.14.2)
MGProvisionalResponseTimerValue	Provisioned, changeable with Base Root Package (see clause 5.14.2)
MGCProvisionalResponseTimerValue	Provisioned, changeable with Base Root Package (see clause 5.14.2)

## 5.11 Messages

It is recommended that MGC and MG names are in the form of fully qualified domain names. For example the domain name of the MGC may be of the form `mgc1.whatever.net` and the name of the MG may be of the form `mg1.whatever.net`.

The fully qualified domain name will be used by the MGC and MG as part of the "Message Identifier" in the H.248 messages which identifies the originator of the message.

## 5.12 Transport

**Table 63: Transport**

Supported Transports:	SCTP (Recommended) UDP (Optional)
-----------------------	--------------------------------------

**Table 64: Segmentation**

Segmentation Supported:	SCTP: Inherent in Transport UDP: Optional (dependent on support of Segmentation Package, see clause 5.14.2.12)
-------------------------	---

**Table 65: Control Association**

Control Association Monitoring Supported:	Monitoring mechanism is dependent on used H.248 transport (see above table 63): <b>SCTP:</b> inherent capability of SCTP. <b>UDP:</b> H.248.14 (MG-driven monitoring). Empty AuditValue on ROOT (MGC-driven monitoring).
---	---

## 5.13 Security

**Table 66: Security**

Supported Security:	None
---------------------	------

## 5.14 Packages

This clause includes details of the mandatory and optional H.248 packages that are included in this profile. The meaning of mandatory and optional packages and their properties, signals, events, and statistics is defined in ITU-T Recommendation H.248 Sub-series Implementers' Guide [33].

## 5.14.1 Overview

Table 67: Mandatory Packages

Mandatory Packages		
Package Name	Package ID	Version
Generic (ITU-T Rec. H.248.1 [1], annex E.1)	g	2
Base root (ITU-T Rec. H.248.1 [1], annex E.2)	root	2
Network (ITU-T Rec. H.248.1 [1], annex E.11)	nt	1
Diffserv (ITU-T Rec. H.248.52 [17])	ds	2
Gate management (ITU-T Rec. H.248.43 [18], Appendix 1)	gm	1
Traffic management (ITU-T Rec. H.248.53 [19])	tman	1
IP NAPT traversal (ITU-T Rec. H.248.37 [9])	ipnapt	1
IP Domain Connection (ITU-T Rec. H.248.41 [16])	ipdc	1

Table 68: Optional Packages

Optional Packages			
Package Name	Package ID	Version	Support dependent on
MPLS (ITU-T Rec. H.248.54 [10])	mpls	1	Support of MPLS label stacks - i.e. Label Switched Paths terminated by the MG and related to the H.248 termination.
VLAN (ITU-T Rec. H.248.56 [11])	vlan	1	Support of VLAN tags and/or Ethernet priorities.
MGC Information (ITU-T Rec. H.248.45 [4])	mgcinfo	1	Support of MGC related recovery.
Inactivity Timer (ITU-T Rec. H.248.14 [13])	it	1	Only applicable for UDP transport.
Segmentation (ITU-T Rec. H.248.1 [1], annex E.14)	seg	1	Applicable for UDP transport where sufficiently large messages are required to be supported.
RTP (ITU-T Rec. H.248.1 [1], annex E.12)	rtp	1	Support of usage metering and statistics reporting. Particular package capabilities are only applicable for "media-aware" bearer connections.
Application Data Inactivity Detection (ITU-T Rec. H.248.40 [12])	adid	1	MGC requires to be explicitly informed of a cessation of an application data flow.
Media Gateway Overload Control (ITU-T Rec. H.248.11 [15])	ocp	1	Support of message throttling, based on rate limitation, from MGC towards MG.
Hanging Termination Detection (ITU-T Rec. H.248.36 [24])	hangterm	1	Support of Hanging Termination Detection.
Statistics Conditional Reporting (ITU-T Rec. H.248.47 Revision 1 [25])	scr	2	Support of real time reporting of specific statistics based on a particular condition. This package may be supported as an operator option.
Gate management (ITU-T Rec. H.248.43 [18])	gm	2	Support of filtering based on source port range.
IP realm availability (ITU-T Rec. H.248.41 Amendment 1) [16]	ipra	1	Support of a mechanism allowing the MGC to discover the IP realms that are available at the MG at a certain time and on a mechanism allowing the MG to inform the MGC about change of availability of realms.
RTP Application Data Package (H.248.58 [34])	rtpad	1	Support of usage metering and statistics reporting. Scope on traffic-volume based measurement of RTP application data (i.e. the media stream).
Latch Statistics (ITU-T Rec. H.248.37 Revision 1 [9])	lstat	1	Complements the IP NAPT Traversal package to enable the recording of discarded packets due to implicit filtering by the latching function.
Traffic Policing Statistics (ITU-T Rec. H.248.53 Revision 1 [19])	tmanr	2	Complements the Traffic Management package, allowing the recording of the number of packets and octets that did not conform to the traffic parameters, and the number of packets that were dropped due to such violations.

## 5.14.2 Package usage information

## 5.14.2.1 Generic (g)

Table 69: Generic package

Properties	Mandatory/Optional	Used in command	Supported Values	Provisioned Value
None				
Signals	Mandatory/Optional	Used in command		Duration Provisioned Value
None				
	Signal Parameters	Mandatory/Optional	Supported Values	Duration Provisioned Value
Events	Mandatory/Optional	Used in command		
Cause (g/cause)	M	ADD, NOTIFY		
	Event Parameters	Mandatory/Optional	Supported Values	Provisioned Value
	None			
	ObservedEvent Parameters	Mandatory/Optional	Supported Values	Provisioned Value
	General cause (Generalcause)	M	ALL	Not Applicable
	Failure cause (Failurecause)	M	ALL	Not Applicable
Statistics	Mandatory/Optional	Used in command	Supported Values	
None				
Error Codes	Mandatory/Optional			
None				

## 5.14.2.2 Base root (root)

Table 70: Base root package

Properties	Mandatory/Optional	Used in command	Supported Values	Provisioned Value
MaxNrOfContexts (root/maxNumberOfContexts)	O	AUDITVALUE	ALL	YES
MaxTerminationsPerContext (root/maxTerminationPerContext)	O	AUDITVALUE	ALL	YES
normalMGExecutionTime (root/normalMGExecutionTime)	O	MODIFY, AUDITVALUE	ALL	YES
normalMGCExecutionTime (root/normalMGCExecutionTime)	O	MODIFY, AUDITVALUE	ALL	YES
MGProvisionalResponseTimer Value (root/MGProvisionalResponse TimerValue)	O	MODIFY, AUDITVALUE	ALL	YES
MGCProvisionalResponseTimer Value (root/MGCProvisionalResponse TimerValue)	O	MODIFY, AUDITVALUE	ALL	YES
MGCOriginatedPendingLimit (root/MGCOriginatedPending Limit)	O	MODIFY, AUDITVALUE	ALL	YES
MGOOriginatedPendingLimit (root/MGOOriginatedPendingLimit)	O	MODIFY, AUDITVALUE	ALL	YES
<b>Signals</b>	<b>Mandatory/Optional</b>	<b>Used in command</b>		<b>Duration Provisioned Value</b>
None				
	<b>Signal Parameters</b>	<b>Mandatory/Optional</b>	<b>Supported Values</b>	<b>Duration Provisioned Value</b>
<b>Events</b>	<b>Mandatory/Optional</b>	<b>Used in command</b>		
None				
	<b>Event Parameters</b>	<b>Mandatory/Optional</b>	<b>Supported Values</b>	<b>Provisioned Value</b>
	<b>ObservedEvent Parameters</b>	<b>Mandatory/Optional</b>	<b>Supported Values</b>	<b>Provisioned Value</b>
<b>Statistics</b>	<b>Mandatory/Optional</b>	<b>Used in command</b>		<b>Supported Values</b>
None				
<b>Error Codes</b>	<b>Mandatory/Optional</b>			
None				



## 5.14.2.3 Network (nt)

Table 71: Network package

Properties	Mandatory/Optional	Used in command	Supported Values	Provisioned Value
Maximum jitter buffer (nt/jit)	O	ADD, MODIFY	ALL	YES
Signals	Mandatory/Optional	Used in command		Duration Provisioned Value
None				
	Signal Parameters	Mandatory/Optional	Supported Values	Duration Provisioned Value
Events	Mandatory/Optional	Used in command		
Network failure (nt/netfail)	O	ADD, MODIFY, NOTIFY		
	Event Parameters	Mandatory/Optional	Supported Values	Provisioned Value
	None	-	-	-
	ObservedEvent Parameters	Mandatory/Optional	Supported Values	Provisioned Value
	Cause (cs)	O	For further studies.	For further studies (see note)
Quality alert (nt/qualert)	O	ADD, MODIFY, NOTIFY		
	Event Parameters	Mandatory/Optional	Supported Values	Provisioned Value
	Threshold (th)	O	ALL	Not Applicable
	ObservedEvent Parameters	Mandatory/Optional	Supported Values	Provisioned Value
	Threshold (th)	O	ALL	Not Applicable
Statistics	Mandatory/Optional	Used in command	Supported Values	
Duration (nt/dur)	O	ADD, SUBTRACT, MODIFY, AUDITVALUE	ALL	
Octets sent (nt/os)	M	ADD, SUBTRACT	ALL	
	O	MODIFY, AUDITVALUE	ALL	
Octets received (nt/or)	M	ADD, SUBTRACT	ALL	
	O	MODIFY, AUDITVALUE	ALL	
Error Codes	Mandatory/Optional			
None				
NOTE: This event may be overloaded in order to address multiple failure causes (see ITU-T Rec. H.248.1 [1] Version 3, section E.11.5.1.2). An unambiguous distinction on MGC and MG side implies mutually agreed cause codepoints. This is a provisioning activity.				

## 5.14.2.4 Differentiated Services (ds)

Table 72: Differentiated Services package

Properties	Mandatory/Optional	Used in command	Supported Values	Provisioned Value
Differentiated Services Code Point (ds/dscp)	M	ADD, MODIFY	ALL	Yes
Tagging Behaviour (ds/tb)	O	ADD, MODIFY	ALL	Yes
Signals	Mandatory/Optional	Used in command		Duration Provisioned Value
None	Signal Parameters	Mandatory/Optional	Supported Values	Duration Provisioned Value
Events	Mandatory/Optional	Used in command		
None	Event Parameters	Mandatory/Optional	Supported Values	Provisioned Value
	ObservedEvent Parameters	Mandatory/Optional	Supported Values	Provisioned Value
Statistics	Mandatory/Optional	Used in command	Supported Values	
None				
Error Codes	Mandatory/Optional			
None				

## 5.14.2.5 Gate Management (gm)

Table 73: Gate Management Package

Properties	Mandatory/Optional	Used in command	Supported Values	Provisioned Value
Remote Source Address Filtering (gm/saf)	M	ADD, MODIFY	ALL	Not Applicable (see note 1)
Remote Source Address Mask (gm/sam)	O	ADD, MODIFY	ALL	Not Applicable
Remote Source Port Filtering (gm/spf)	M	ADD, MODIFY	ALL	Not Applicable (see note 1)
Remote Source Port (gm/spr)	O	ADD, MODIFY	ALL	Not Applicable
Remote Source Port Range (gm/sprp) (see note 3)	O	ADD, MODIFY	ALL	Not Applicable
Explicit Source Address Setting (gm/esas)	O	ADD, MODIFY	ALL	See note 1
Local Source Address (gm/lsa)	O	ADD, MODIFY	ALL	Not Applicable
Explicit Source Port Setting (gm/esps)	O	ADD, MODIFY	ALL	See note 1
Local Source Port (gm/lsp)	O	ADD, MODIFY	ALL	Not Applicable
RTP Specific Behaviour (gm/rsb) (see note 4)	M	ADD, MODIFY	ALL	OFF (see note 2)
<b>Signals</b>	<b>Mandatory/Optional</b>	<b>Used in command</b>		<b>Duration Provisioned Value</b>
None	-	-		-
	<b>Signal Parameters</b>	<b>Mandatory/Optional</b>	<b>Supported Values</b>	<b>Duration Provisioned Value</b>
	-	-	-	-
<b>Events</b>	<b>Mandatory/Optional</b>	<b>Used in command</b>		
None	-	-		
	<b>Event Parameters</b>	<b>Mandatory/Optional</b>	<b>Supported Values</b>	<b>Provisioned Value</b>
	-	-	-	-
	<b>ObservedEvent Parameters</b>	<b>Mandatory/Optional</b>	<b>Supported Values</b>	<b>Provisioned Value</b>
	-	-	-	-
<b>Statistics</b>	<b>Mandatory/Optional</b>	<b>Used in command</b>	<b>Supported Values</b>	
Discarded Packets gm/dp	O	ADD, MODIFY, SUBTRACT, AUDITVALUE	ALL	
<b>Error Codes</b>	<b>Mandatory/Optional</b>			
None				
NOTE 1: Default value is 'OFF' in gm/1 (see ITU- Rec. H.248.43 [18]).				
NOTE 2: Default value must be provisioned in gm/1 (see ITU- Rec. H.248.43 [18]). The provisioned value in this profile shall be OFF.				
NOTE 3: This property is defined in gm/2 while all other properties exist in gm/1.				
NOTE 4: The gm/rsb property is identical to the rtcp/rsb property (see Figure II.1 in H.248.43) and defined by ITU-T Rec. H.248.57 [i.19]. The rtcp package defines rsb property semantics for the SDP attribute according RFC 3605 [31] (see in particular clause 6.6.1.4.1 in H.248.57). There are following package usage details for this profile specification: the SDP attribute "a=rtcp:" may be used in the H.248 RD and shall be <b>not</b> used in the H.248 LD (see clauses 5.16 and 5.17.1.7 for more information).				

## 5.14.2.6 Traffic management (tman)

Table 74: Traffic Management Package

Properties	Mandatory/Optional	Used in command	Supported Values	Provisioned Value
tman/pol	M	ADD, MODIFY	ALL	Yes
tman/pdr	M	ADD, MODIFY	ALL	Not Applicable
tman/dvt	M	ADD, MODIFY	ALL	Yes
tman/sdr	M	ADD, MODIFY	ALL	Not Applicable
tman/mbs	M	ADD, MODIFY	ALL	Yes
Signals	Mandatory/Optional	Used in command		Duration Provisioned Value
None				
	Signal Parameters	Mandatory/Optional	Supported Values	Duration Provisioned Value
Events	Mandatory/Optional	Used in command		
None				
	Event Parameters	Mandatory/Optional	Supported Values	Provisioned Value
ObservedEvent Parameters	Mandatory/Optional	Supported Values	Provisioned Value	
Statistics	Mandatory/Optional	Used in command	Supported Values	
None				
Error Codes	Mandatory/Optional			
None				

## 5.14.2.7 IP NAPT Traversal (ipnapt)

Table 75: IP NAPT Traversal Package

Properties	Mandatory/Optional	Used in command	Supported Values	Provisioned Value
None				
Signals	Mandatory/Optional	Used in command		Duration Provisioned Value
Latching (ipnapt/latch)	M	ADD, MODIFY		Not Applicable
	Signal Parameters	Mandatory/Optional	Supported Values	Duration Provisioned Value
NAPT Traversal Processing (napt)	M		ALL	Not Applicable
Events	Mandatory/Optional	Used in command		
None				
	Event Parameters	Mandatory/Optional	Supported Values	Provisioned Value
ObservedEvent Parameters	Mandatory/Optional	Supported Values	Provisioned Value	
Statistics	Mandatory/Optional	Used in command	Supported Values	
None				
Error Codes	Mandatory/Optional			
None				

## 5.14.2.8 MPLS (mpls)

Table 76: MPLS Package

Properties	Mandatory/Optional	Used in command	Supported Values	Provisioned Value
mpls/stack	M	ADD, MODIFY	ALL	Not Applicable (see note)
Signals	Mandatory/Optional	Used in command		Duration Provisioned Value
None				
	Signal Parameters	Mandatory/Optional	Supported Values	Duration Provisioned Value
Events	Mandatory/Optional	Used in command		
None				
	Event Parameters	Mandatory/Optional	Supported Values	Provisioned Value
	ObservedEvent Parameters	Mandatory/Optional	Supported Values	Provisioned Value
Statistics	Mandatory/Optional	Used in command	Supported Values	
None				
Error Codes	Mandatory/Optional			
None				
NOTE: "Not applicable" means that in case the <i>mpls/stack</i> property is absent, the MG shall not apply any MPLS label to the given termination/stream.				

## 5.14.2.9 VLAN (vlan)

Table 77: VLAN Package

Properties	Mandatory/Optional	Used in command	Supported Values	Provisioned Value
VLAN tags (vlan/tags)	O	ADD, MODIFY	ALL (note 1)	Yes
Ethernet priority (vlan/pri)	O	ADD, MODIFY	ALL	Yes
Signals	Mandatory/Optional	Used in command		Duration Provisioned Value
None				
	Signal Parameters	Mandatory/Optional	Supported Values	Duration Provisioned Value
Events	Mandatory/Optional	Used in command		
None				
	Event Parameters	Mandatory/Optional	Supported Values	Provisioned Value
	ObservedEvent Parameters	Mandatory/Optional	Supported Values	Provisioned Value
Statistics	Mandatory/Optional	Used in command	Supported Values	
None				
Error Codes	Mandatory/Optional			
None				
NOTE 1: "ALL" means				
<ul style="list-style-type: none"> <li>value range "0 to 4 095" of property VLAN tags used for VLAN tagging;</li> <li>value "4 096" of property VLAN tags defines the semantic for "<i>no VLAN tagging</i>".</li> </ul>				

## 5.14.2.10 MGC Information (mgcinfo)

Table 78: MGC Information Package

Properties	Mandatory/Optional	Used in command	Supported Values	Provisioned Value
ALL	M	ADD, MODIFY, AUDITVALUE	ALL	Not Applicable
Signals	Mandatory/Optional	Used in command		Duration Provisioned Value
None				
	Signal Parameters	Mandatory/Optional	Supported Values	Duration Provisioned Value
Events	Mandatory/Optional	Used in command		
None				
	Event Parameters	Mandatory/Optional	Supported Values	Provisioned Value
	ObservedEvent Parameters	Mandatory/Optional	Supported Values	Provisioned Value
Statistics	Mandatory/Optional	Used in command	Supported Values	
None				
Error Codes	Mandatory/Optional			
None				

## 5.14.2.11 Inactivity Timer (it)

Table 79: Inactivity Timer Package

Properties	Mandatory/Optional	Used in command	Supported Values	Provisioned Value
None				
Signals	Mandatory/Optional	Used in command		Duration Provisioned Value
None				
	Signal Parameters	Mandatory/Optional	Supported Values	Duration Provisioned Value
Events	Mandatory/Optional	Used in command		
Inactivity Timeout (it/ito)	M	MODIFY, NOTIFY		
	Event Parameters	Mandatory/Optional	Supported Values	Provisioned Value
	Maximum Inactivity Time (mit)	O	ALL	Yes
	ObservedEvent Parameters	Mandatory/Optional	Supported Values	Provisioned Value
	None			
Statistics	Mandatory/Optional	Used in command	Supported Values	
None				
Error Codes	Mandatory/Optional			
None				

## 5.14.2.12 Segmentation (seg)

Table 80: Segmentation Package

Properties	Mandatory/Optional	Used in command	Supported Values	Provisioned Value
MGSegmentation TimerValue (seg/ MGSegmentationTimerValue)	M	AUDITVALUE, MODIFY	ALL	YES
MGCSegmentation TimerValue (seg/ MGCSegmentationTimerValue)	M	AUDITVALUE, MODIFY	ALL	YES
MGMaxPDUSize (seg/ MGMaxPDUSize)	M	AUDITVALUE, MODIFY	ALL	YES
MGCMaxPDUSize (seg/ MGCMaxPDUSize)	M	AUDITVALUE, MODIFY	ALL	YES
Signals	Mandatory/Optional	Used in command		Duration Provisioned Value
None	Signal Parameters	Mandatory/Optional	Supported Values	Duration Provisioned Value
Events	Mandatory/Optional	Used in command		
None	Event Parameters	Mandatory/Optional	Supported Values	Provisioned Value
	ObservedEvent Parameters	Mandatory/Optional	Supported Values	Provisioned Value
Statistics	Mandatory/Optional	Used in command	Supported Values	
None				
Error Codes	Mandatory/Optional			
459	M			

## 5.14.2.13 RTP (rtp)

Table 81: RTP Package

Properties	Mandatory/Optional	Used in command	Supported Values	Provisioned Value
None	-	-	-	-
Signals	Mandatory/Optional	Used in command		Duration Provisioned Value
None	-	-	-	-
	Signal Parameters	Mandatory/Optional	Supported Values	Duration Provisioned Value
	-	-	-	-
Events	Mandatory/Optional	Used in command		
None	-	-	-	-
Statistics	Mandatory/Optional	Used in command	Supported Values	
Packets Sent (rtp/ps)	M	ADD, AUDITVALUE, SUBTRACT	ALL	
	O	MODIFY		
Packets Received (rtp/pr)	M	ADD, AUDITVALUE, SUBTRACT	ALL	
	O	MODIFY		
Packet Loss (rtp/pl)	M	ADD, AUDITVALUE, SUBTRACT	ALL	
	O	MODIFY		
Jitter (rtp/jit)	O	ADD, AUDITVALUE, SUBTRACT, MODIFY	ALL	
Delay (rtp/delay)	O	ADD, AUDITVALUE, SUBTRACT, MODIFY	ALL	
Octets sent (rtp/os) (see note 1)	O	ADD, AUDITVALUE, SUBTRACT, MODIFY	ALL	
Octets received (rtp/or) (see note 2)	O	ADD, AUDITVALUE, SUBTRACT, MODIFY	ALL	
Error Codes	Mandatory/Optional			
None	-			
NOTE 1: Inherited statistic from nt package. Value of rtp/os must be identical to nt/os (see clause E.12.5.2, ITU-T Rec. H.248.1 [1]).				
NOTE 2: Inherited statistic from nt package. Value of rtp/or must be identical to nt/or (see clause E.12.5.2, ITU-T Rec. H.248.1 [1]).				

## 5.14.2.14 Application Data Inactivity Detection (adid)

Table 82: Application Data Inactivity Detection Package

Properties	Mandatory/Optional	Used in command	Supported Values	Provisioned Value
None	-	-	-	-
Signals	Mandatory/Optional	Used in command		Duration Provisioned Value
None	-	-	-	-
	Signal Parameters	Mandatory/Optional	Supported Values	Duration Provisioned Value
	-	-	-	-
Events	Mandatory/Optional	Used in command		
IP Flow Stop Detection (adid/ipstop)	M	ADD, MODIFY, NOTIFY		
	Event Parameters	Mandatory/Optional	Supported Values	Provisioned Value
	Detection Time (dt)	O	ALL	Yes
	Direction (dir)	O	ALL	Yes
	ObservedEvent Parameters	Mandatory/Optional	Supported Values	Provisioned Value
	None	-	-	-
Statistics	Mandatory/Optional	Used in command	Supported Values	
None	-	-	-	-
Error Codes	Mandatory/Optional			
None	-			



## 5.14.2.15 IP Domain Connection (ipdc)

Table 83: IP domain connection package

Properties	Mandatory/Optional	Used in command	Supported Values	Provisioned Value
IP Realm Identifier (ilpdc/realm)	M	ADD, MODIFY	ALL	Yes
<b>Signals</b>	<b>Mandatory/Optional</b>	<b>Used in command</b>		<b>Duration Provisioned Value</b>
None	-	-	-	-
	<b>Signal Parameters</b>	<b>Mandatory/Optional</b>	<b>Supported Values</b>	<b>Duration Provisioned Value</b>
	-	-	-	-
<b>Events</b>	<b>Mandatory/Optional</b>	<b>Used in command</b>		
None	-	-	-	-
	<b>Event Parameters</b>	<b>Mandatory/Optional</b>	<b>Supported Values</b>	<b>Provisioned Value</b>
	-	-	-	-
	<b>ObservedEvent Parameters</b>	<b>Mandatory/Optional</b>	<b>Supported Values</b>	<b>Provisioned Value</b>
	-	-	-	-
<b>Statistics</b>	<b>Mandatory/Optional</b>	<b>Used in command</b>	<b>Supported Values</b>	
None	-	-	-	
<b>Error Codes</b>	<b>Mandatory/Optional</b>			
No	-			
NOTE: The ITU-T Rec. H.248.41 [16] package definition does not specify a length limit for the ipdc/realm string. The maximum length is given by RFC 1123 [29] in case of a <i>domain name</i> format used for the property. If it is not a domain name format, then the maximum size should be up to 255. In case the MGC uses an ipdc/realm property exceeding the above defined length limitation, the MG shall reply with an error descriptor using error code #410: "Incorrect identifier".				

## 5.14.2.16 Media Gateway Overload Control (ocp)

Table 84: Media Gateway Overload Control Package

Properties	Mandatory/Optional	Used in command	Supported Values	Provisioned Value
None	-	-	-	-
<b>Signals</b>	<b>Mandatory/Optional</b>	<b>Used in command</b>		<b>Duration Provisioned Value</b>
None	-	-	-	-
	<b>Signal Parameters</b>	<b>Mandatory/Optional</b>	<b>Supported Values</b>	<b>Duration Provisioned Value</b>
	-	-	-	-
<b>Events</b>	<b>Mandatory/Optional</b>	<b>Used in command</b>		
MG_Overload (ocp/mg_overload) (see note)	M	MODIFY, NOTIFY (see 1)		
	<b>Event Parameters</b>	<b>Mandatory/Optional</b>	<b>Supported Values</b>	<b>Provisioned Value</b>
	None	-	-	-
	<b>ObservedEvent Parameters</b>	<b>Mandatory/Optional</b>	<b>Supported Values</b>	<b>Provisioned Value</b>
	None	-	-	-
<b>Statistics</b>	<b>Mandatory/Optional</b>	<b>Used in command</b>	<b>Supported Values</b>	
None	-	-	-	
<b>Error Codes</b>	<b>Mandatory/Optional</b>			
None	-			
NOTE: When the MG is overloaded, overload Events may be sent <b>either</b> only following the <b>first ADD.request</b> which creates a new Context, <b>or</b> following <b>all ADD.request</b> commands (see ITU-T Rec. H.248.11 [15] Corrigendum 1). These two options result in different normalisations of the overload event rate as an indicator of the level of MG overload (see clause 5.17.2.3).				

## 5.14.2.17 Hanging Termination Detection (hangterm)

Table 85: Hanging Termination Detection Package

Properties	Mandatory/Optional	Used in command	Supported Values	Provisioned Value
None	-	-	-	-
Signals	Mandatory/Optional	Used in command		Duration Provisioned Value
None	-	-	-	-
	Signal Parameters	Mandatory/Optional	Supported Values	Duration Provisioned Value
	-	-	-	-
Events	Mandatory/Optional	Used in command		
Termination Heartbeat (hangterm/thb)	M	ADD, MODIFY, NOTIFY		
	Event Parameters	Mandatory/Optional	Supported Values	Provisioned Value
	Timerx (timerx)	O	0,1 up	Yes
	ObservedEvent Parameters	Mandatory/Optional	Supported Values	Provisioned Value
	-	-	-	-
Statistics	Mandatory/Optional	Used in command	Supported Values	
None	-	-	-	
Error Codes	Mandatory/Optional			
No	-			

## 5.14.2.18 Statistic Conditional Reporting (scr)

Table 86: Statistic Conditional Reporting Package

Properties	Mandatory/Optional	Used in command	Supported Values	Provisioned Value
None	-	-	-	-
Signals	Mandatory/Optional	Used in command		Duration Provisioned Value
None	-	-	-	-
	Signal Parameters	Mandatory/Optional	Supported Values	Duration Provisioned Value
	-	-	-	-
Events	Mandatory/Optional	Used in command		
Conditional Reporting, (scr/cr)	M	ADD, MODIFY, NOTIFY		
	Event Parameters	Mandatory/Optional	Supported Values:	Provisioned Value
	Statistic Identifier (si)	M	ALL	YES
	Duration (dur)	O	ALL	YES
	Period (per)	O	ALL	YES
	Maximum (max)	O	ALL	YES
	Minimum (min)	O	ALL	YES
	Normal (nor)	O	ALL	YES
	Request timestamp (rt)	O	ALL	YES
	Value Type (typ)	O	ALL	YES
	Target Value (val)	O	ALL	YES
	Deviation (dev)	O	ALL	YES
	Compliance (com)	O	ALL	YES
	Direction (dir)	O	ALL	YES
	ObservedEvent Parameters	Mandatory/Optional	Supported Values	Provisioned Value
	Statistic Identifier (si)	M	ALL	-
	Value (val)	M	ALL	-
Statistics	Mandatory/Optional	Used in command	Supported Values	
None	-	-	-	
Error Codes	Mandatory/Optional			
None	-			

## 5.14.2.19 IP Realm Availability (ipra)

Table 86a: IP Realm Availability Package

Properties	Mandatory/Optional	Used in command	Supported Values	Provisioned Value
Available Realms, (ipra/ar)	M	AUDITVALUE	ALL	Not Applicable
Signals	Mandatory/Optional	Used in command		Duration Provisioned Value
None	-	-		-
	Signal Parameters	Mandatory/Optional	Supported Values	Duration Provisioned Value
	-	-	-	-
Events	Mandatory/Optional	Used in command		
Available Realms Changed, (ipra/arc)	M	MODIFY, NOTIFY		
	Event Parameters	Mandatory/Optional	Supported Values:	Provisioned Value
	-	-	-	-
	ObservedEvent Parameters	Mandatory/Optional	Supported Values	Provisioned Value
	Newly Available Realms (nar)	O (see note)	ALL	Not applicable
	Newly Unavailable Realms (nur)	O (see note)	ALL	Not applicable
Statistics	Mandatory/Optional	Used in command		Supported Values
None	-	-		-
Error Codes	Mandatory/Optional			
None	-			

NOTE: Although the ObservedEvent Parameters *ipr/nar* and *ipra/nur* are optional as such, at least one parameter must be included in a *ipra/arc* notification command.

## 5.14.2.20 RTP Application Data (rtpad)

Table 86b: RTP Application Data Package

Properties	Mandatory/Optional	Used in command:	Supported Values:	Provisioned Value:
None	-	-	-	-
Signals	Mandatory/Optional	Used in command:		Duration Provisioned Value:
None	-	-		-
	Signal Parameters	Mandatory/Optional	Supported Values:	Duration Provisioned Value:
	-	-	-	-
Events	Mandatory/Optional	Used in command:		
None				
Statistics	Mandatory/Optional	Used in command:	Supported Values:	
RTP payload octets sent, (rtpad/payloados)	M	ADD, AUDITVALUE, SUBTRACT	ALL	
	O	MODIFY		
RTP payload octets received, (rtpad/payloador)	M	ADD, AUDITVALUE, SUBTRACT	ALL	
	O	MODIFY		
Error Codes	Mandatory/Optional			
None	-			

## 5.14.2.21 Latch Statistics (lstat)

Table 86c: Latch Statistics Package

Properties	Mandatory/ Optional	Used in command:	Supported Values:	Provisioned Value:
None	-	-	-	-
Signals	Mandatory/ Optional	Used in command:		Duration Provisioned Value:
None	-	-		-
	Signal Parameters	Mandatory/ Optional	Supported Values:	Duration Provisioned Value:
	-	-	-	-
Events	Mandatory/ Optional	Used in command:		
None				
Statistics	Mandatory/ Optional	Used in command:	Supported Values:	
Discarded packets, (lstat/dp)	M	ADD, AUDITVALUE, SUBTRACT	ALL	
	O	MODIFY		
Error Codes	Mandatory/Optional			
None	-			

## 5.14.2.22 Void

Table 86d: Void

## 5.14.2.23 Traffic Policing Statistics (tmanr)

Table 86e: Traffic Policing Statistics Package

Properties	Mandatory/ Optional	Used in command:	Supported Values:	Provisioned Value:
None	-	-	-	-
Signals	Mandatory/ Optional	Used in command:		Duration Provisioned Value:
None	-	-		-
	Signal Parameters	Mandatory/ Optional	Supported Values:	Duration Provisioned Value:
	-	-	-	-
Events	Mandatory/ Optional	Used in command:		
None				
Statistics	Mandatory/ Optional	Used in command:	Supported Values:	
Discarded packets, (tmanr/dp)	M	ADD, AUDITVALUE, SUBTRACT	ALL	
	O	MODIFY		
Peak-rate violating packets, (tmanr/pvp)	O	ADD, AUDITVALUE, SUBTRACT	ALL	
	O	MODIFY		
Peak-rate violating octets, (tmanr/pvo)	O	ADD, AUDITVALUE, SUBTRACT	ALL	
	O	MODIFY		
Sustained-rate violating packets, (tmanr/svp)	O	ADD, AUDITVALUE, SUBTRACT	ALL	
	O	MODIFY		
Sustained-rate violating octets, (tmanr/svo)	O	ADD, AUDITVALUE, SUBTRACT	ALL	
	O	MODIFY		
Error Codes	Mandatory/Optional			
None	-			

NOTE: The statistic tmanr/dp is mandatory because independent of the applied policing mechanism. The other four statistics are optional because dependent on peak- or sustained-rate policing.

## 5.15 Mandatory support of SDP and Annex C information elements

Elements listed as mandatory shall be supported by MGC and MG but does not have to be present in all commands containing SDP. Details of which elements are included in each command are provided in clause 5.18.

**Table 87: Supported SDP Information Elements**

SDP Information Element		Mandatory/optional	Description
Protocol version "v=" line		Mandatory	The value must always be equal to zero: v=0
Connection "c=" line		Mandatory	The <i>network type</i> must always be "IN".  The <i>address type</i> value must be "IP4" or "IP6".  The <i>connection address</i> value may be underspecified with CHOOSE wildcard ("\$").
Media "m=" line		Mandatory	There are four fields (or SDP values) <media>, <port>, <proto> and <fmt> in the "m=" line (see RFC 4566 [28]; note 3). The "m=" line may be omitted from SDP (see note 6).
	Media type <media>	Mandatory if "m=" line included	" <i>Media-type agnostic</i> " mode: "-" may be used for the <i>media</i> value (see also Annex G.2.2 of [i.18]). In case MG is media agnostic and MGC specifies any other media type than "-", the MG shall reject the command with error code 515. " <i>Media-type aware</i> " mode: The <i>media</i> value shall be specified in case of media-aware interworking (see note 2). In case MG is media aware but does not support the requested media type the MG shall reject the command with error code 515.
	Transport port <port>	Mandatory if "m=" line included	L4-port aware mode: The <i>port</i> value may be underspecified with CHOOSE wildcard ("\$"). L4-port agnostic mode: Not supported.
	Transport protocol <proto>	Mandatory if "m=" line included	"Transport-protocol agnostic" mode: "-" may be used for the <i>proto</i> value. "Transport-protocol aware" mode:
			udp Allow only L4 protocol = UDP (note 8).
			tcp or TCP Allow only L4 protocol = TCP (note 9).
			TCP/MSRP Message service using RFC 4975 [36].
			RTP/AVP RTP profile according RFC 3551 [38] Allow only L4 protocol = UDP (see note 1).

SDP Information Element	Mandatory/optional	Description
		<p>udptl Allow only L4 protocol = UDP.</p> <p>- No transport protocol specific behaviour is required by the MG.</p> <p>Mode misalignments: In case MG is transport aware (i.e. "transport-protocol aware" and "L4-port aware") but does not support the requested transport protocol the MG shall reject the command with error code 449. In case MG is transport agnostic and MGC specifies any other transport protocol than "-", the MG shall reject the command with error code 449. If MG supports both transport protocol agnostic and transport protocol aware behaviours, then it shall accept "-" or a valid value in the transport protocol field. A transport protocol aware MG may not support transport agnostic behaviour and may reject a request with a transport protocol value "-", with error code 449 (see also annex G.3 of [i.18]).</p>
Media format <fmt>	Mandatory if "m=" line included.	<p>"Media format aware" mode: Various values may be used for media-format aware interworking (e.g. transcoding; see clause 5.17.1.14) (see note 2). In case MG is media-format aware but does not support the requested media format the MG shall reject the command with error code 449.</p> <p>"Media format agnostic" mode: "-" may be used for the <i>format list</i> value.</p> <p>Mode misalignments: In case MG is media format aware but does not support the requested <i>format list value</i> the MG shall reject the command with error code 449. In case MG is media format agnostic and MGC specifies any other media format than "-", the MG shall reject the command with error code 449. If MG supports both media format agnostic and media format aware behaviours, then it shall accept "-" or a valid value in the <i>format list value</i> field. A media format aware MG may not support media format agnostic behaviour and may reject a request with a <i>media format list value</i> "-", with error code 449 (see also annex G.3 of [i.18]).</p>
Bandwidth "b=" line	Mandatory  MUST not be used without a "m=" line.	<p>The <i>modifier</i> value must always be "AS". This implies that the <i>bandwidth-value</i> represents the "maximum bandwidth" (see clause 5.8/RFC 4566 [28]). The <i>bandwidth-value</i> relates therefore to the <i>peak bitrate</i> (see note 7).</p> <p>The <i>bandwidth-value</i> value defines the IP layer bandwidth for the specific H.248 Stream (see notes 4 and 5).</p> <p>For RTP flows, where RTCP resources are reserved together with the RTP resources using the "RTP Specific Behaviour" property of the Gate Management package (gm) property, the <i>bandwidth</i> value will include the bandwidth used by RTP and RTCP together.</p>

SDP Information Element	Mandatory/optional	Description
NOTE 1:		Even if the transport value is RTP, the "RTP Specific Behaviour" property of the Gate Management package (gm) shall be used to indicate whether RTCP resource reservation is also requested.
NOTE 2:		For Ia profile versions 2 and higher RFC 4566 [28] shall be used as basis. RFC 4566 [28] enables "-" as a valid character (Ia profile version 1 uses RFC 2327 [i.3], which does not allow the "-" in place of media type, transport and media format fields. However in the scope of Ia profile version 1 this was considered as an admitted SDP extension).
NOTE 3:		RFC 4566 [28] obsoleted RFC 2327 [i.3], but the ABNF grammar did slightly change for the "m=" line: a) RFC 2327 [i.3]: m=<media> <port> <transport> <fmt list>. b) RFC 4566 [28]: m=<media> <port> <proto> <fmt> ... There is a syntactical change for the last two fields, but the semantical meaning is unchanged. See also ITU-T Rec. H.248.49 [23], appendix I "Comparison of SDP variants between RFC 4566 [28] and RFC 2327 [i.3]" and in particular: table I.7/H.248.49 "RFC 4566 [28] versus RFC 2327 [i.3] - SDP specification - "m=" line".
NOTE 4:		This semantic is consistent for RTP traffic (see clause 6.2/RFC 3550 [i.8]) and non-RTP traffic (see clause 5.8/RFC 4566 [28]).
NOTE 5:		It has to be noted that Ia profile version 1 defines a different semantic (see table 81 in ES 283 018 [22]) defined, which incorporates also layer 2 bitrate. A transformation between both "b=" line usages (in case of IP-over-L2) is not straightforward because the transformation parameters are based on L2-PCI and the IP packet rate. The L2-PCI is typically constant for a dedicated L2 technology (like IP-over-IEEE 802.3 [i.9]), but the packet rate is application-specific. E.g. the IP packet rate is usually unknown at Ia for media-agnostic IP-to-IP interworking.
NOTE 6:		The "m=" and "b=" lines may be omitted in certain procedures, which are further described in clause 5.17.1.11.
NOTE 7:		The unit for the <i>bandwidth-value</i> (peak bitrate) is "kbit/s". The unit for the <i>peak data rate</i> (tman/pdr) is "byte/s". The "b=" line is not providing any information about the traffic characteristic, i.e. whether the traffic flow has a Constant BitRate (CBR) or Variable BitRate (VBR). The <i>bandwidth-value</i> is thus independent of the traffic characteristic and relates to the peak bitrate for CBR and VBR traffic (see also clause 5.17.1.5).
NOTE 8:		Parameter "udp" is introduced by RFC 4566 [28] but not yet registered by IANA (see <a href="http://www.iana.org/assignments/sdp-parameters">http://www.iana.org/assignments/sdp-parameters</a> ).
NOTE 9:		Upper case TCP is defined by RFC 4145 [i.21] and registered by IANA. Lower case tcp was introduced by Ia v1 and is allowed for backwards compatibility.

## 5.16 Optional support of SDP and Annex C information elements

NOTE: "Annex C" relates to H.248.1 Annex C "Tags for Media Stream Properties". Annex C information elements are not required in H.248 text encoding mode.

Table 88 summarizes the "optional" SDP information elements, according their specific usage according clause 7.1.8/H.248.1. Their usage may depend on the direction from MGC towards MG or vice versa. Details of which elements are included in each command are provided in clause 5.18.

**Table 88: Optional SDP Information Elements**

SDP Information Element	Optional/mandatory	Description
Origin "o=" line	Optional for MGC, Mandatory for MG	The origin line consists of six fields (<username>, <sess-id>, <sess-version>, <nettype>, <addrtype> and <unicast-address>). The MGC is not required to supply this line but shall accept it (see clause 7.1.8/H.248.1). The MG should populate this line as follows, e.g. o=- 0 0 IN IP4 11.9.19.65; or use the value received from the MGC.
Session Name "s=" line	Optional for MGC, Mandatory for MG	The session name "s=" line contains a single field (<session name>). The MGC is not required to supply this line but shall accept it (see clause 7.1.8/H.248.1). The MG should populate this line as follows, e.g. s=-; or use the value received from the MGC.

SDP Information Element	Optional/mandatory	Description
Timing "t=" line	Optional for MGC, Mandatory for MG	The time "t=" line consists of two fields (<start time> and <stop time>). The MGC is not required to supply this line but shall accept it (see clause 7.1.8/H.248.1). The MG should populate this line as follows, e.g. t=0 0; or use the value received from the MGC.
Attribute "a=" line	Optional for MGC, Recommended for MG	1) Application "RTCP transport address control": The attribute "a=rtcp" line may either contain (a=rtcp: <port>) or (a=rtcp: <port> <network type> <address type> <connection address>) when the "a=" line is used for RTCP transport port and optionally network address transmission. The MGC shall supply the "a=rtcp" line in the RD when non-default RTCP network address or transport port values are used by the peer media entity.
	Optional for MGC, optional for MG	2) Application "Media-aware interworking (transcoding)": The "a=" line provides the complementary information for the "m=" line (see table 87) with regards to a specified media type/format (e.g. an optional SDP „a=ptime" line for a particular media format). For a dynamic RTP payload type, for each media information on the codec type shall be provided in a separate SDP "a=rtmpmap"line and possibly additional SDP "a=fmtp"-line(s).

## 5.17 Overview of Procedures

Details of Session Dependent Procedures are provided in clauses 5.18. Details of Session Independent Procedures are provided in clauses 5.19 and 5.20.

### 5.17.1 Overview of Session Dependent Procedures

The general procedures are related to session-dependent (also known as H.248 call-dependent) procedures. There are procedures in following categories:

- Address allocation and translation is in scope of clauses 5.17.1.2. The adaptation of addresses (latching) is the subject of clause 5.17.1.3.
- Session-dependent policing is applicable to this profile. Different policing types are classified in Appendix I of ITU-T Recommendation Q.3303.2 [14]. The specific types of address policing and traffic policing are in scope of clauses 5.17.1.1 and 5.17.1.5 respectively. Media type policing is discussed in clause 5.17.1.8.
- QoS support mechanisms are discussed in clause 5.17.1.4.
- Measurement and reporting of statistics are discussed in clause 5.17.1.6.
- RTCP handling (e.g. IP port allocation rules for RTCP) is discussed in clause 5.17.1.7.
- Detection of inactive bearer connections is in scope of clause 5.17.1.9.
- IP Realm/Domain Indication is discussed in clause 5.17.1.10.
- Two-Stage BGF Resource Reservation is discussed in clause 5.17.1.11.
- Detection of hanging H.248 Terminations is discussed in clause 5.17.1.12.
- Real Time Statistics Reporting in clause 5.17.1.13.
- Transcoding is discussed in clause 5.17.1.14.
- Media-path coupled QoS signalling is discussed in clause 5.17.1.15.



- VPN identification is discussed in clause 5.17.1.16.
- Topology hiding is discussed in clause 5.17.1.17.

NOTE: Annex D of [i.18] provides an example IP processing model for an H.248 (IP, IP) Context, indicating the IP packet processing functions behind above session-dependent procedures.

## 5.17.1.1 Gate control

### 5.17.1.1.1 Streams, Terminations and Gates

The realization of a gate requires two ephemeral terminations. An ephemeral termination sources and/or sinks one or more media streams. Gates are direction and stream dependent.

In this profile, RTP traffic shall be controlled through a single H.248 stream, representing both the RTP and RTCP flows, if the RTP Specific Behaviour property of the Gate Management package is set to ON. In such a case, when the MG is requested to allocate a port for an RTP flow, a consecutive port for the associated RTCP flow is automatically allocated (see also clause 5.17.1.7).

In this case, monomedia sessions require one bidirectional H.248 stream on a termination, while a multi-media sessions (e.g. audio and video) would require multiple H.248 streams on a termination (one stream per media type).

### 5.17.1.1.2 Assignment of L3 address and L4 port values

The H.248 base protocol enables the MGC to choose the IP address and port on which a termination will receive media flows. In addition, the Gate Management package enables the MGC to explicitly provide the following information:

- 1) expected IP source address and port of received packets;
- 2) IP source address and port of sent packets.

The relationship between H.248 descriptors in this Profile and the addresses used in packets sent and received by the gate is indicated in table 89. Figure 2a illustrates the used naming conventions for the IP transport connection endpoints in the BGF and remote IP node.

**Table 89: Relation between Packet Direction, IP Address/Port and H.248 Descriptor/Information**

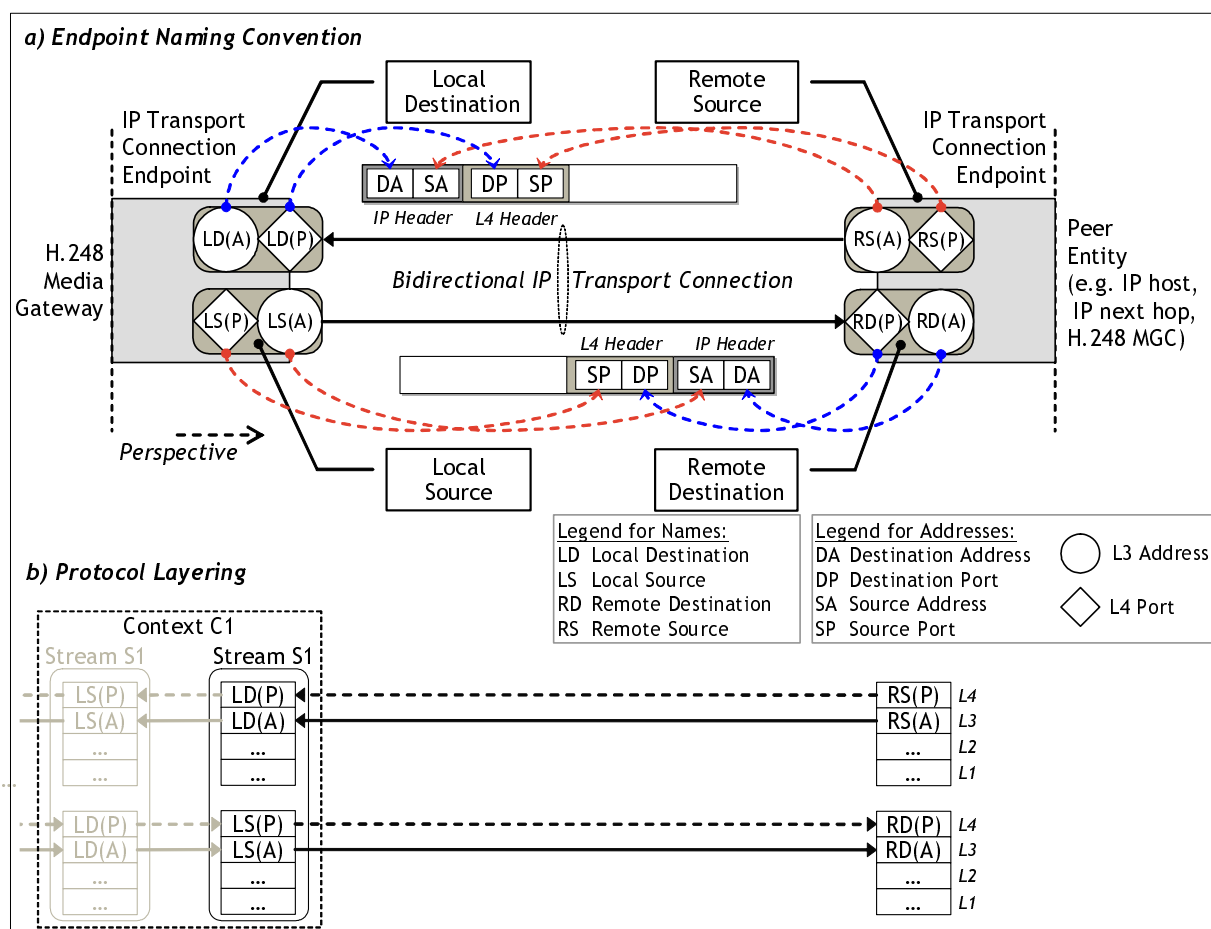
Packet direction	IP Address/ L4 Port	Source of Information for Transport Address values
Received by termination	Source: • RS(A) • RS(P)	The source of information for the expected remote source transport address RS(A,P) value is dependent on the usage of remote source filtering and hosted NAP(T) traversal as per Table 89a.
	Destination: • LD(A) • LD(P)	Local destination transport address LD(A,P): Local Descriptor.
Sent by termination	Source: • LS(A) • LS(P)	Local source transport address LS(A,P): 1. <b>Availability</b> of LS information due to <b>explicit setting</b> of local source transport address: LocalControl Descriptor/gate management/local source address + local source port; or, if not present: 2. <b>Availability</b> of LS information in H.248 <b>Local Descriptor</b> SDP: Source address not explicitly enforced/signalled via "gm" package. The source address is determined from the local SDP (which implies a symmetrical local network address, i.e. LD(A) = LS(A)).
	Destination: • RD(A) • RD(P)	The source of information for the remote destination transport address RD(A,P) value is dependent on the usage of hosted NAP(T) traversal as per Table 89b.

**Table 89a: Expected Remote Source Transport Address**

Expected remote source transport address RS(A,P):	Hosted NA(P)T Traversal	
	No	Yes
No	As no source filtering activated no specific RS(A,P) is expected. The BGF may determine actual RS(A) and RS(P) values by monitoring incoming IP packets.	The expected remote source transport address is determined by the NAPT traversal process as described in [9]. Even if no filtering is ordered, the NAPT traversal process implies source filtering on the transport address after latching has occurred.
Filtering on Remote Source Address(es) Yes	Alt 1. LocalControl Descriptor/gate management/remote source address mask AND/OR remote source port or remote source port range is used to determine the expected .RS(A) and RS(P) values, which allows for the peer IP node to use asymmetric network address (RS(A) ≠ RD(A)). Alt 2. Combination of gate management and Remote Descriptor, which assumes symmetrical remote network address (RS(A) = RD(A)).	1st stage (before latching): Same as in cell to the left.  2nd stage (after latching): Same as in above cell.

**Table 89b: Source of Information for the Remote Destination Transport Address**

Remote destination transport address RD(A,P):	Hosted NA(P)T Traversal	
	No	Yes
Source of information	The remote destination transport address is determined by the Remote Descriptor.	The remote destination transport address is determined by the NAPT traversal process as described in [9]. This implies a symmetrical remote network address, i.e. RD(A) = RS(A).



**Figure 2a: Naming conventions for IP transport connection endpoints (from BGF perspective; in line with H.248.1 conventions)**

NOTE: H.248.1 may in the future provide a general overview of IP transport connection endpoints similar to figure 2a. Figure 2a will be then replaced by a reference to H.248.1.

#### 5.17.1.1.3 Opening and closing of gates

Opening and closing gates is achieved by setting the Stream mode parameter of the associated termination(s) to the appropriate values. Subtracting a termination from a context also closes the gate for all H.248 streams in the termination.

In the context of conversational services, an active session requires that the gates in both directions be opened (terminations in bi-directional mode).

#### 5.17.1.1.4 Filtering due to conditions on L3 address and/or L4 port values

Filtering on the IP source address and/or port might be implemented using the Gate Management package, or using the SDP information in the Remote Descriptor. In case the filtering is done based on the Remote Descriptor, the activation/deactivation of the filtering is configured in the MG. If the Gate Management package is used, it shall override the configured value in the MG.

NOTE: It should be noticed that the IP source address and port may not always be available to the MGC. When SIP signalling is used, the session description does not contain this information (i.e. according to RFC 3264 [7], the IP address and port present in an SDP offer indicate nothing about the source IP address and source port of RTP and RTCP packets that will be sent by the offerer). Any other protocol that uses SDP as a session description mechanism (e.g. RTSP) has the same constraints.

In such configurations, the Gate Management Package may be used as follows:

- in an IPv6 environment, the Source Address Mask property contains the 64 bits prefix of the IP address that is set in the termination's Remote Descriptor;
- in an IPv4 environment, the Source Address Mask property contains the IP address that is set in the termination's Remote Descriptor, except that a number of trailing digits may be wildcarded;
- in both cases, Source Port Filtering should not be activated.

The gate concept, together with H.248 Stream/Termination handling, is further illustrated in annex A of [i.18].

### 5.17.1.2 Allocation and translation of IP addresses, ports and versions (NAPT-PT)

#### 5.17.1.2.1 Allocation methods

The procedures of this clause support the following NAPT-PT functionality:

- NAPT-PT functionality with "double" addresses and ports translation (both source and destination addresses and ports are translated; example see clause 5.17.1.2.2);
- or optional NAPT-PT functionality with "single" address and port translation (either source or destination address and port translation; (see also clause 5.17.1.2.3)) - applicable if the BGF has router functionality, or direct L2 connectivity with user terminals.

The H.248 base protocol enables the MGC to either choose the addresses and ports associated with a termination or to request the MG to allocate these IP addresses and ports. NAPT control on destination addresses and ports is achieved by setting the Local and Remote Descriptors according to the following principles:

- The IP and port address in the Remote Descriptors are set by the MGC according to the information received in call/session signalling (e.g. SDP in SIP INVITE and 200 OK).
- The address and port in the Local Descriptor are selected by the MG within the indicated IP address realm from MGC side (see also below).

If the BGF has router functionality, or direct L2 connectivity with the user terminals, the address and port of the Local Descriptor towards the private network may optionally be set according to the following principles:

- The IP and port address in the Local Descriptor towards the private network is provided by the MGC (instead of being selected by the MG). The MGC shall copy the Remote Descriptor of the public network into the Local Descriptor towards the private network (see also clause 5.17.1.2.4.1).

The MGC has the ability to choose the address space in which the MG allocates an IP address. This is achieved by setting the IP realm identifier in the IP Domain Connection package to the appropriate value (see clause 5.17.1.10). The association of dedicated "IP address spaces" (also known as "IP address realms" or briefly "IP realms", see RFC 2663 [8]) with the IP realm identifier requires a mutual agreement between MGC and MG. This is realized via provisioning, thus beyond the scope of this Profile.

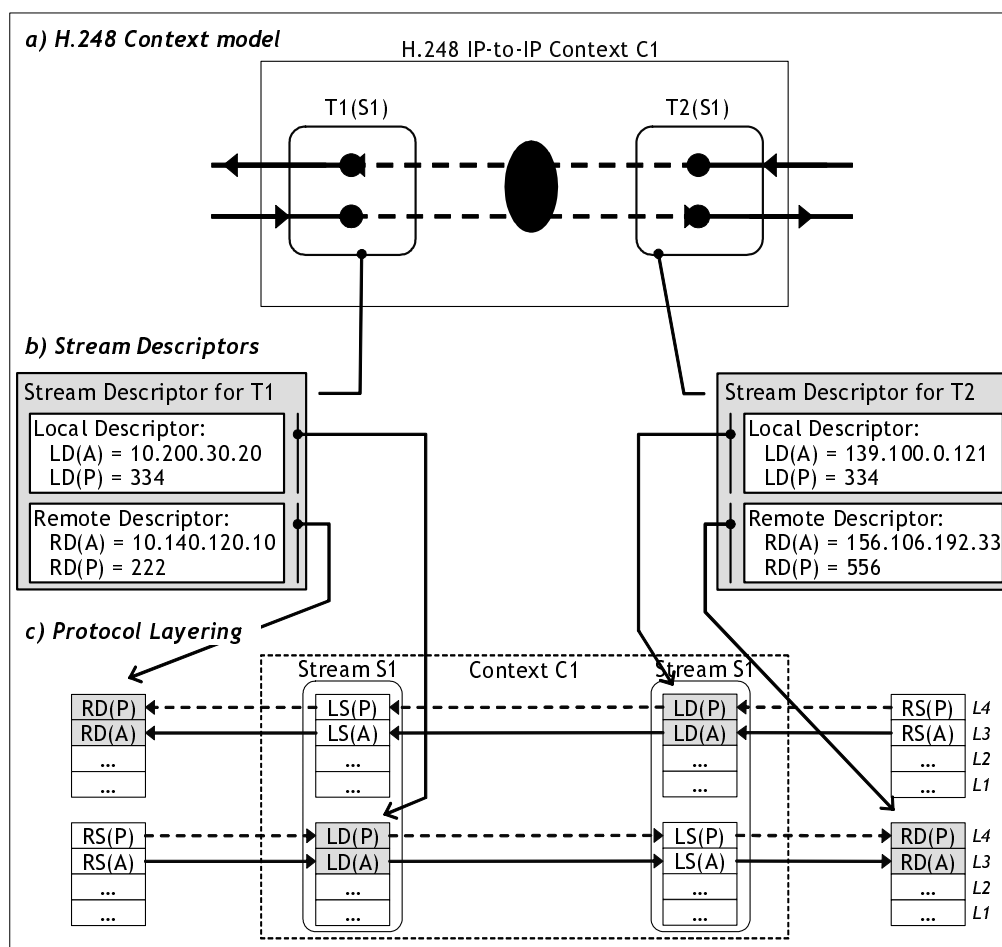
#### 5.17.1.2.2 "Double" NA(P)T

The term "double" NA(P)T relates to the translation of source *and* destination address information:

- "double" NAT = translation of 2-tuple (DA, SA) is *not* supported by this profile (because it would require the L4-port agnostic mode);
- "double" NAPT = translation of 4-tuple (DA, SA, DP, SP), i.e. L4-port aware mode.

EXAMPLE: (here "double" NAPT):

Figure 3 provides an example of "double" network address and port translation, where a session is to be established between IPv4 addresses 10.140.120.10 (private address) and 156.106.192.33 (public address).



NOTE: There is only one H.248 Stream (S1) per Termination in this example)

**Figure 3: Network Address and Port Translation (NAPT)  
- Example for bidirectional ("double") translation**

### 5.17.1.2.3 "Single" NA(P)T

The term "single" NA(P)T relates to the translation of either source-only *or* destination-only address information:

- "single" NAT = translation of 1-tuple (SA) or (DA) is *not* supported by this profile (because it would require the L4-port agnostic mode);
- "single" NAPT = translation of 2-tuple (SA, SP) or (DA, DP), i.e. L4-port aware mode.

Example (here "single" NAPT on (DA, DP)-tuple elements):

For "single" network address and port translation applications, the T1 Local Descriptor address and port in figure 3 has to be changed to 156.106.192.33:556 (equal to the T2 Remote Descriptor address and port).

T1-to-T2 IP flow direction:

- The (DA, DP)-tuple values will be then *not* changed (called "destination NAPT-less"), whereas the (SA, SP)-tuple values are translated ("source NAPT-full" mode).  
= single NAPT

T2-to-T1 IP flow direction:

- The (DA, DP)-tuple values *and* the (SA, SP)-tuple values are both translated ("source and destination NAPT-full" mode).  
= double NAPT

#### 5.17.1.2.4 NA(P)T-less case

See also annex H.3 of [i.18]

##### 5.17.1.2.4.1 NA(P)T-less B2BIH mode

For NA(P)T-less applications, the T1 Local Descriptor address and port in figure 3 has to be changed to 156.106.192.33: 556 (equal to the T2 Remote Descriptor address and port) and the T2 Local Descriptor address and port in figure 3 has to be changed to 10.140.120.10: 222 (equal to the T1 Remote Descriptor address and port).

Further aspects from H.248 control perspective:

- there is either a "source and destination NAT-less" mode (briefly NAT-less),
- or a "source and destination NAPT-less" mode (briefly NAPT-less);
- all other combinations may be mapped on NA(P)T-full scenarios (e.g. L3 NAT-less but L4 port translation).
- The NAT-less B2BIH and NAPT-less B2BIH mode using both the same H.248 control method, i.e. the RD(A,P) address value from the H.248 RD is copied by the MGC in the LD(A,P) value of the H.248 LD of the other H.248 IP Termination. This can only be done once the RD of both terminations are known to the MGC and the profile thus allows for a LD to be absent in the ADD request command.

##### 5.17.1.2.4.2 NA(P)T-less IPR mode

See annex H of [i.18], not supported by this profile.

#### 5.17.1.2.5 NA(P)T and explicit Local Source Transport Address settings

NAPT control on source addresses and ports (i.e. source NAPT) is achieved by setting the local source address and local source port properties defined in the Gate Management package to a value that differs from the actual source address of the packets received from the remote entity.

The *gm* package capabilities may be also used for source NAT control only, i.e. without explicit L4 port settings.

The explicit local source setting capabilities will lead to an overall:

- "single NA(P)T" mode in case of a destination NA(P)T-less mode; or
- "double NA(P)T" mode in case of a destination NA(P)T-full mode.

#### 5.17.1.2.6 Protocol Translation (V4 to V6)

Protocol Translation (NAPT-PT) can be controlled by the MGC by adding to the same H.248 context, two terminations whose media descriptors have different address-type values in the "c=" line.

**NOTE:** It is recommended that the MGC takes precaution if setting up streams with both fully specified and under specified address and/or port towards the same realm in a MG, as this could otherwise lead to conflicting address or port assignments. The exact mechanism for how clashes is avoided is beyond the scope of this profile.

### 5.17.1.3 Support of Hosted NAT Traversal

"Hosted NAT Traversal" relates to "assisting remote NAT/NAPT traversal" for the remote (peer) IP connection endpoints from BGF/SPDF point of view. This relates to an interim NA(P)T device from BGW perspective. The remote IP address information cannot be retrieved from the Remote Descriptor. The "Hosted NAT Traversal" function is controlled by the MGC using the IP NAPT Traversal package (ipnapt). Using the napt package, the MG is requested to perform media latching, i.e. listen for incoming media and latch to the remote address information of that media.

When Hosted NAT Traversal is applied to a stream associated with multiple flows (for example RTP and RTCP), the MG shall perform individual latching and/or re-latching on the various flows. This means that an RTP and an RTCP flow of a single stream can be latched to different remote addresses and/or ports.

### 5.17.1.4 QoS marking

The Differentiated Services package enables the MGC to control the setting of the DSCP value for all packets leaving the MG.

#### 5.17.1.4.1 Copying DSCP/ToS values from the ingress to egress

The copy mechanism is specified in Amendment 1 to H.248.52 [17].

#### 5.17.1.4.2 Auditing the "Per-Hop Behaviour"

The Per-Hop Behaviour (PHB) concerning "MGC-signalled QoS marking" versus "copying of QoS values" may be explicitly controlled (and audited) using *Differentiated Services package version 2*, see Amendment 1 to H.248.52 [17].

The *Differentiated Services package version 1* does not allow to audit the behaviour, see the note at the end of clause 7.6.1.3 in Amendment 1 to H.248.52 [17].

### 5.17.1.5 Bandwidth control - Reservation, Allocation and Policing

Resources are reserved independently per gate. For each gate, reservation of local resources for handling incoming and outgoing traffic is achieved by setting the appropriate properties in the Local and Remote Descriptors. Only one session description shall be included in each Stream Descriptor. Hence, the ReserveValue and ReserveGroup properties should not be used.

The function of bandwidth control (which relates to bit- and byterate control in this profile) is structured in following clauses:

- admission control (AC; clause 5.17.1.5.1);
- traffic descriptor (clause 5.17.1.5.2);
- traffic reservation and allocation (clause 5.17.1.5.3); and
- traffic policing (clause 5.17.1.5.4).

#### 5.17.1.5.1 Admission Control

Admission Control is defined in RACS for the BGF (MG role) level. There is no concept of a call in H.248 MGs due to the separation of call and bearers in the H.248 model, which means that AC translates in a Context Admission Control (CoAC; see also ITU-T H.Sup6) and Stream Admission Control (StAC) on MG side.

The StAC and CoAC is triggered with the first incoming ADD.request Command. At that point a decision is taken whether the new context can be established or not.

The StAC is triggered whenever a modification of an existing H.248 context, e.g. in terms of traffic descriptor, is requested. At that point a decision is taken whether the context modification can be accepted or not.

### 5.17.1.5.1.1 Admission Control in this Profile

The BGF AC is based on the requested H.248 stream level usage parameters and already established Contexts. The stream level usage parameters are given by the H.248 Media Descriptor in the ADD.request (and MODIFY.request) commands. The "usage parameters" as input for the AC of this Profile are mainly related to "bandwidth" information (see next clause on "traffic descriptor").

Specific AC algorithms could principally follow a deterministically or a statistically based multiplexing model. Concrete algorithms are implementation specific, thus out of scope of this profile.

The *result* of an admission control (here CoAC or StAC) is either an *accept* or *reject* decision.

NOTE: Step 2 in figure 4 shows an accept decision, which is implicitly given by the command reply on the ADD.request for the IP termination. A reject decision would be indicated by an appropriate H.248.8 [30] error code in the reply.

### 5.17.1.5.2 Traffic Descriptor

A *traffic descriptor* is the set of traffic parameters that is used to capture the traffic characteristics of an IP flow (see clause 3.2.10/ITU-T Recommendation Y.1221 [i.10]). The traffic parameters for an H.248 Stream of an H.248 IP Termination are direction-independent and given by either:

- 1) an explicit specification via:
  - the "b=" line in the SDP description of the Local Descriptor and Remote Descriptor; or
  - the properties of the Traffic Management package, or
- 2) an implicit specification via:
  - the "m=" line in the SDP description of the Local Descriptor and Remote Descriptor (e.g. traffic usage estimate based on SDP media type and further mode of operation information).

NOTE: There is no concept of a *traffic contract* explicitly used in the scope of this Profile version, because specific QoS classes (see ITU-T Recommendation Y.1541 [i.11]) are not signalled per termination. Nevertheless, the "QoS marking" information (see clause 5.17.1.4) could be used for QoS class indications, but such concepts are orthogonal to profile specifications, therefore out of scope of the present document.

### 5.17.1.5.3 Bandwidth reservation and allocation

#### 5.17.1.5.3.1 SDP "b=" line for constant bitrate traffic

The amount of required bandwidth for sending packets is expressed using the "b=" line of the SDP description contained in the Remote Descriptors.

The amount of required bandwidth for receiving packets is expressed using the "b=" line of SDP description contained in the Local Descriptors or using one of the properties (*tman/pdr* or *tman/sdr*) of the traffic management package.

#### 5.17.1.5.3.2 Properties of the Traffic Management package for variable bitrate traffic

The Traffic Management package (*tman*) should be used in case of variable bit rate traffic. There are then two semantics for some *tman* properties. *All* properties may be applied for bandwidth *policing*. The two properties *tman/pdr* and *tman/sdr* would be used additionally for bandwidth *reservation* (see note).

NOTE: The property *tman/pol* indicates whether just reservation is applied ('OFF'), or whether both semantics are in use ('ON'). The semantic for 'OFF' is going beyond the property definition in *tman* version 1 package. This should be non-controversial because these *tman* properties may be considered as elements of a *traffic descriptor*, i.e. information elements used for admission control (besides policing).

#### 5.17.1.5.3.3 Examples for bandwidth reservation

See informative annex F of [i.18].



#### 5.17.1.5.4 Bandwidth policing

Policing of incoming traffic can be enabled using the Traffic Management package. Policing on incoming traffic can be set independently for each gate.

The properties of the Traffic Management package shall be set to values that are compatible (see note) with the "b=" line value of the Local Descriptor.

NOTE: The term "compatible" means that the b-line and the traffic management represent identical bandwidth value with respect to the protocol layer they are defined upon:

- Constant bit rate: "b=" line =  $tman/pdr = tman/sdr$ ;
- Variable bit rate: "b=" line =  $tman/pdr$ .

##### 5.17.1.5.4.1 Statistics for bandwidth policing

Policing of incoming traffic is related to policy *rules* based on the following:

- policy *conditions* on:
  - "IP byte-rate" parameter(s) (peak-rate and/or sustainable-rate); and/or
  - "IP packet size" parameter(s) (see H.248.53 [19]; signalling method not supported by this profile); and
- policy *actions*:
  - *accept* conforming IP packet; or
  - *silently discard* non-conforming IP packet (in case that profile is not supporting the *tmanr* package); or
  - *discard* non-conforming IP packet *and record* event by *tmanr* statistics (see clause 5.17.1.6.3.3).

The policy actions are executed per IP packet.

#### 5.17.1.5.5 Non-specification of *tman* properties

If no properties of the Traffic Management package are provided, the MG will not perform traffic policing. If only the *tman/pol* property set to ON is present, traffic policing shall not be done based on the b-line value, i.e. the policing function cannot be activated at this stage.

Summary on bandwidth control actions:

**Table 89ba: Bandwidth control actions in relationship to *tman* version 1 properties**

H.248 property usage					Semantic
<i>tman/pol</i>	<i>tman/pdr</i>	<i>tman/dvt</i>	<i>tman/sdr</i>	<i>tman/mbs</i>	Bandwidth control actions
ON	Not sent	Not sent (use default)	Not sent	Not sent (use default)	No traffic management.
OFF OR not sent (default=OFF)	Not sent	Sent OR not sent (use default)	Not sent	Sent OR not sent (use default)	No traffic management.
OFF OR not sent (default=OFF)	Sent	Sent OR not sent (use default)	Not sent	Sent OR not sent (use default)	No traffic management The property <i>tman/pdr</i> may be used for bandwidth reservation and allocation in receiving direction in accordance to clause 5.17.1.5.3.
OFF OR not sent (default=OFF)	Not sent	Sent OR not sent (use default)	Sent	Sent OR not sent (use default)	No traffic management The property <i>tman/sdr</i> may be used for bandwidth reservation and allocation in receiving direction in accordance to clause 5.17.1.5.3.

H.248 property usage					Semantic
tman/pol	tman/pdr	tman/dvt	tman/sdr	tman/mbs	Bandwidth control actions
OFF OR not sent (default=OFF)	Sent	Sent OR not sent (use default)	Sent	Sent OR not sent (use default)	No traffic management The property tman/pdr or tman/sdr may be used for bandwidth reservation and allocation in receiving direction in accordance to clause 5.17.1.5.3.
ON OR not sent (default=ON)	Sent	Sent OR not sent (use default)	Not sent	Sent OR not sent (use default)	Single stage policer (pdr, dvt) The property tman/pdr may be used for bandwidth reservation and allocation in receiving direction in accordance to clause 5.17.1.5.3.
ON OR not sent (default=ON)	Not sent	Sent OR not sent (use default)	Sent	Sent OR not sent (use default)	Single stage policer (sdr, mbs) The property tman/sdr may be used for bandwidth reservation and allocation in receiving direction in accordance to clause 5.17.1.5.3.
ON OR not sent (default=ON)	Sent	Sent OR not sent (use default)	Sent	Sent OR not sent (use default)	Dual stage policer ((pdr, dvt); (sdr, mbs)) The property tman/pdr or tman/sdr may be used for bandwidth reservation and allocation in receiving direction in accordance to clause 5.17.1.5.3.

### 5.17.1.6 Usage metering and statistics reporting

Usage metering is supported by the statistics defined in the network and other packages. Such statistics may be notified to MGC when a stream is removed (and stats explicitly requested by the MGC) or a termination is subtracted from a context (e.g. at the end of a session). They provide information about:

- 1) information about resource usage, e.g.:
  - the duration of the time a termination has been in a context;
  - the traffic volume, e.g. number of octets sent and received;
- 2) information about Grade of Service (GoS)/Quality of Service (QoS), e.g.:
  - the packet delay variation or packet transfer delay.

The "number of octets" for the case of *nt* package based measurement is calculated as defined in clause E.11.4/H.248.1 version 3 [1]).

The number of discarded packets due to H.248.43-based, explicit source filtering may be reported on basis of the *gm/dp* statistic.

The number of discarded packets due to H.248.37-based, implicit source filtering may be reported on basis of the *lstat/dp* statistic.

The number of discarded packets and octets due to H.248.53-based, explicit traffic filtering may be reported on basis by the *tmanr* statistics.

#### 5.17.1.6.1 Statistics for Media/Transport-agnostic IP packets

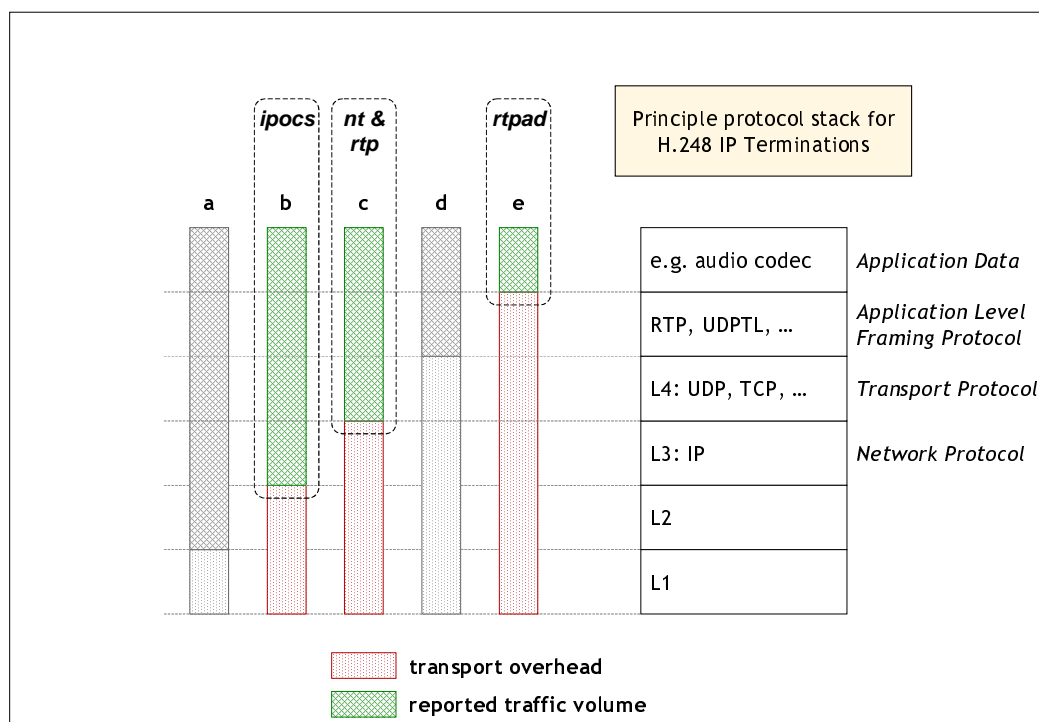
The available statistics for the IP streams and terminations of a dedicated context are dependent of the IP-to-IP interworking mode (see clause 3.1).

#### 5.17.1.6.2 Traffic Volume related Statistics

Figure 3a provides an overview of different traffic volume related statistics, which might be useful for the various IP-to-IP interworking modes (e.g. media-agnostic, media-aware, transport-protocol agnostic).

### 5.17.1.6.2.1 General Case

The general case relates to Ia profile version 1, i.e. media-agnostic IP-to-IP interworking. Traffic volume related statistics are only accessible by the *nt* package in profile version 1, and by the *nt* and *rtp* package in profile version 2. Profile version 3 provides additional metrics.



**Figure 3a: Overview of supported statistics  
- Traffic volume related statistics on different protocol layers**

### 5.17.1.6.2.2 RTP Case (general)

"Media-aware" IP terminations with RTP as application level framing protocol may use traffic volume based statistics via the RTP package:

- packet granularity:  
RTP packets sent and/or received

NOTE: Packet level statistics could already provide useful volume measurements in case of RTP packets with constant length.

- octet granularity:  
RTP octets send/received statistics are coupled with *nt* package statistics, i.e., these statistics are also including RTP padding, RTP header information and UDP transport overheads. Such overhead is excluded in the RTP application data specific statistics (see clause 5.17.1.6.2.3).

### 5.17.1.6.2.3 RTP Case: application data

The RTP Application Data package provides support for explicit octet count statistics concerning media traffic, i.e., the RTP payload volume.

### 5.17.1.6.2.4 IP Case: network layer data

The IP layer octets count statistics package provides traffic volume statistics on IP layer for IP version 4 or 6. The H.248 *ipocs* package (see indication in above Figure 3a) is *not* supported by this profile version.

### 5.17.1.6.3 Statistics for packet filtering

#### 5.17.1.6.3.1 Address policing: explicit remote source transport address filtering

Filter conditions based on source transport address information for remote IP endpoints may be enabled with Gate Management properties (see also clause 5.17.1.1). The number of discarded packets due to remote source filtering may be reported on basis of the *gm/dp* statistic.

#### 5.17.1.6.3.2 Address policing: implicit remote transport address filtering due to latching

The *lstat/dp* statistic is used for recording the number of discard packets due to implicit filtering of the latching function. See also clauses 1.3 and 6.6.7.2 in ITU-T Recommendation H.248.37 [9].

#### 5.17.1.6.3.3 Traffic policing: byte-rate policing

See clause 7.4 in ITU-T Recommendation H.248.53 [19].

#### 5.17.1.6.3.4 Traffic policing: packet-size policing

Not supported by this profile specification.

### 5.17.1.7 RTCP Handling

Handling of RTCP is already partially addressed by clause 5.17.1.1. This clause defines further procedures for RTCP.

#### 5.17.1.7.1 RTCP Transport Address Allocation

##### 5.17.1.7.1.1 Local RTCP IP Transport Address Allocation

In line with the recommendations of RFC 3605 [31], separate address or non-contiguous RTCP port numbers (identified via the "a=rtcp" media attribute) shall not be used by the BGF in its LD.

Local ports for RTCP are implicitly allocated by the MG whenever instructed to do so by the MGC via the *gm/rsb=ON* property. The MG must follow the port allocation rules as defined in clause 11/RFC 3550 [i.8], which results in the allocation of a contiguous port pair for RTP and RTCP within a single stream.

If the *gm/rsb* property is set to OFF, then no RTCP port is allocated in conjunction with an RTP stream. This behaviour is irrespective of the presence of the "a=rtcp" attribute in the related RD.

##### 5.17.1.7.1.2 Remote RTCP Transport Address Representation/Usage, Implicit Allocation of IP Transport Addresses for RTCP

RTCP ports are allocated either implicitly or explicitly when support of RTCP is required. RTCP support and RTCP address and port allocation is controlled as by the *gm/rsb* property and the "a=rtcp" media attribute line in the Remote Descriptor. If RTCP is sent within the same stream as RTP then RTCP port allocation is handled as follows:

- *gm/rsb=OFF* or *gm/rsb* omitted.
  - RTCP support is not required. No pinhole is opened for received RTCP packets. No RTCP packets are sent and any received RTCP packets are silently discarded. This is irrespective of whether the "a=rtcp" attribute is present in the Remote Descriptor.
- *gm/rsb=ON* and "a=rtcp" media attribute line not present.
  - RTCP support is required. A pinhole is opened for received RTCP packets. The MG must follow the port allocation rules as defined in clause 11/RFC 3550 [i.8], which results in the allocation of a contiguous port pair for RTP and RTCP within a single stream in the Local Descriptor (see clause 5.17.1.7.1.1). RTCP packets are sent to the same address and contiguous port number to the RTP port as specified in the Remote Descriptor.

- gm/rsb=ON and "a=rtcp" media attribute line present.
  - RTCP support is required. A pinhole is opened for received RTCP packets. The RTCP port and optionally address are explicitly identified by the included "a=rtcp" media attribute line. The MG must follow the port allocation rules as defined in clause 11/RFC 3550 [i.8], which results in the allocation of a contiguous port pair for RTP and RTCP within a single stream in the Local Descriptor (see clause 5.17.1.7.1.1). If the "a=rtcp" media attribute line in the Remote Descriptor contains an address it is used as destination when sending RTCP packets. The destination port for RTCP packets is always explicitly identified via the "a=rtcp" media attribute line in the Remote Descriptor.

#### 5.17.1.7.1.3 Unsuccessful transport address allocation

In line with clause 5.17.1.7.1.1, neither a fully specified RTCP port nor RTCP address are ever used by the MGC in the Local Descriptor. Therefore, unsuccessful port/address allocation can only occur due to there being insufficient resources on the MG to allocate the (contiguous) RTCP port. Unsuccessful scenarios result in the MG responding with H.248 error code #510 ("Insufficient Resources").

#### 5.17.1.7.2 RTP/RTCP to-H.248 Stream Mapping

In line with clause 5.17.1.7.1.1, a single common H.248 stream is always used for RTP and its associated RTCP flow.

#### 5.17.1.8 RTCP Forwarding

Every RTP session may be accompanied by RTCP control flows. Blocking (by the BGF) of such RTCP packets may violate the end-to-end RTP/RTCP protocol and/or the served applications. However, security threats or specific RTCP reports types may request for dedicated RTCP packet policing rules.

##### 5.17.1.8.1 Conditions for RTCP packet policing

Conditions for RTCP packet policing are typically based on following n-tupel elements:

- IP *port* for RTCP flow;
- RTCP *packet type* codepoint;
- RTCP *SSRC* codepoint;
- RTCP source description information element (e.g. *CNAME* codepoint); or/and
- RTCP *block type* codepoint in case of RTCP extension reports (XR, HR).

##### 5.17.1.8.2 Forwarding of regular RTCP traffic

"Regular" RTCP packets shall be understood in the scope of the present document as packet units with a packet type value equal to a value from the range of {192, 193, 200 to 206}. Thus, regular traffic excludes XR and HR RTCP packets. Regular RTCP packets must be basically forwarded towards the RTP endpoint.

Regular RTCP packets are be unambiguously identified by the 3-tupel of {packet type, SSRC, CNAME}.

Thus, RTCP packets with e.g. an incorrect {SSRC, CNAME} combination may be blocked.

##### 5.17.1.8.3 Handling of RTCP XR/HR traffic

Extension reports (XR) and XR-based high resolution reports, - i.e. RTCP reports with a packet type value equal to 207 -, carry measurement data from Measurement Points (MP) to Reporting Points (RP). Such measurement reports do not have necessarily an end-to-end significance, their scope may be e.g. limited to a single IP domain or "RTP network segment". The BGF may have to apply dedicated forwarding policy rules for such RTCP packets. Concrete policy rules are for further studies.

### 5.17.1.9 Media Inactivity

Application data inactivity detection (also known as media inactivity detection) may have multiple, different use cases as cited in ITU-T Recommendation H.248.40 [12] e.g.:

- detection of interrupted IP routes;
- detection of released RTP endpoints;
- detection of hanging SIP/RTP sessions (see note); or
- detection of deadlocks in IP latching scenarios.

NOTE: The notation of "SIP/RTP session" relates to a SIP-controlled RTP session, which implies a RTP session on MG level and a SIP session on MGC level. There might be a hanging RTP session (leg) or a SIP session (leg). The application of H.248.40 is able to address both failure scenarios.

In all use cases, the *adid v1* package (with possible different *timing* and/or *direction* configurations of the detection logic) is used to report the detected inactivity.

The *adid/ipstop* event is enabled on a per H.248 IP termination basis, i.e. not on H.248 stream level. The BGF monitors all (IP) transport ports associated with the termination.

### 5.17.1.10 IP Realm/Domain Indication

#### 5.17.1.10.1 Codepoint and format/encoding

The IP realm identifier (i.e. H.248 property *ipdc/realm*) may be sent to the BGF in order to indicate the IP domain/realm of the H.248 IP termination. The IP realm identifier is a flexible string and may convey a numerical IP address, domain name or mutually understood name (e.g. "in" and "out", "1" and "2", etc.) (see note). The ephemeral termination string layout ("*ip*/*<group>*/*<interface>*/*<id>*") is still used in this version of the profile but the "interface" field is always set to CHOOSE by the MGC in an Add request command and is assigned by the MG. The MG may use the "interface" field to denote a physical or logical interface on the MG.

NOTE: The usage of the IP realm identifier in this version of the profile is generalized and goes somewhat beyond the original definition (by ITU-T Recommendation H.248.41 [16]) of the identifier. This is due to the following reasons:

- a) syntax: backward compatibility with Ia profile version 1 (format/encoding syntax by field "Interface" in TerminationID); and
- b) semantic: generic "domain identifier" for "domain concepts" beyond IP address spaces. Such "domain concepts" could be related to specific technologies, specific protocol layers, virtual private network types, etc.

#### 5.17.1.10.2 Unsuccessful indication

If the value of the IP realm identifier sent by the MGC within the ITU-T Recommendation H.248.41 [16] package property cannot be recognized by the BGF, the BGF will fail to create the IP based H.248 termination and replies with an error descriptor using the error code 449 (Unsupported or Unknown Parameter or Property Value).

#### 5.17.1.10.3 Fix assignment per termination lifetime

The MGC may or may not choose to assign IP realm identifier when communicating with the MG e.g. not sent if IP Realm configured on the MG. If the MGC assigns IP Realm then this must be communicated at termination seizure (Add). The value of IP Realm shall be applied to all streams associated with the termination. The IP Realm identifier indicates the IP domain/realm of the H.248 termination and cannot therefore be changed after the initial assignment at Add.

The IP Realm identifier cannot be subsequently changed in a Modify command once assigned to a termination. Only an identical/unchanged setting of IP realm identifier may be sent in a Modify command. If the MGC attempts to change the IP realm on an existing termination via a Modify command, the BGF will reply with an error descriptor using the error code 501 ("Not Implemented").

#### 5.17.1.10.4 Number of IP Realms/Domains

The BGF supports typically multiple logical IP interfaces, which may belong to different IP address realms. Following principal use cases may be distinguished:

- 1) Single realm:
  - All IP interfaces of the BGF, and therefore all created H.248 IP terminations, belong to the same IP address space.
- 2) Multiple realms (N private realms and M public realms with N + M greater or equal to two):
  - The two H.248 IP terminations of an H.248 context may belong to the same IP address space or different realms.
  - The BGF may be principally connected to many IP address realms. For instance, N private domains, or one public and M private domains. Furthermore there could be overlapping address spaces between multiple private domains (see note). The H.248.41 [16] package property is used to indicate each realm.

In general, if the ITU-T Recommendation H.248.41 [16] property is omitted, according to the H.248.41 [16] procedures the configured default IP realm is applied by the MG.

NOTE: Overlapping IP address spaces could be discriminated by separation e.g. via physical (IP) interfaces, via a L3VPN technology (e.g. IPsec in tunnel mode), or via a L2VPN technology (e.g. VLANs).

All above use cases are related to specific BGF deployment scenarios due to the static nature of a connection of a particular IP domain with the BGF.

#### 5.17.1.11 One-Stage and Two-Stage BGF Resource Reservation

The SDP offer/answer model (RFC 3264 [7]) allows offers and answers to be generated with or without "m=" and "b=" lines.

The normal case is when both information contained in SDP "c=" and "m=" lines is available to the MGC at the time it requests the MG to create a termination is referred to as one-stage reservation. This means both "c=" and "m=" line information can be passed to the MG in a single step.

If information contained in SDP "c=" line, but not "m=" and "b=" lines is available to the MGC at the time it requests the MG to create a termination, the MGC refrains from sending "m=" and "b=" lines to the MG. In order for media plane communication to take place through the MG, the MGC must at a later stage come back with at least "m=" lines to the MG. This would typical happen at a subsequent offer/answer exchange on the SIP plane. Such a reservation procedure is referred to as two-stage reservation.

These actions at the Ia interface can be described with the following two-stage BGF resource reservation procedure:

- 1) MGC requests the MG to reserve an IP address (via the LD) in accordance to the specified IP realm and may also optionally reserve an IP port. In the former case, the SDP in local and/or remote descriptors does not contain "m=" nor "b=" lines. In the latter case, the SDP in local and/or remote descriptors does contain an underspecified "m=" line. The MGC does not request the MG to open any pinhole at this stage.
- 2) MGC requests the MG, in addition to the previously assigned IP address, to also allocate port(s) (if not done at stage 1) and optionally bandwidth or to optionally further specify the previously allocated port together with an optional bandwidth. The SDP in local and/or remote descriptors does contain "m=" and optionally "b=" lines. The MGC may request the MG to open pinholes at this stage.

The command level details of one-stage and two-stage reservation procedures are specified in clauses 5.18.1 and 5.18.2, where one-stage is considered the default scenario and thus only the specifics of two-stage reservation are called out.

Both stages in two-stage reservation are part of the overall session establishment phase.

### 5.17.1.12 Hanging Termination Detection

For the correct operation of a BGF, synchronization of termination information between the SPDF and BGF is essential for traffic, maintenance and charging purposes. In some cases, the SPDF may have lost a record of a termination but the termination is not subtracted on BGF. The hangterm/ thb event defined in ITU-T Recommendation H.248.36 [24] may be used to solve this problem. After a period of message inactivity the BGF may issue a periodic Notify command on the concerned termination and the SPDF may use this to check if it has a record of the termination or not. The time period for this Notify may be parameter driven. Optionally the hangterm/thb event may result in an audit of MGCinfo/db property in order to determine the MGC information string.

### 5.17.1.13 Real Time Statistics Reporting

#### 5.17.1.13.1 Overview of conditional reporting

Normally a SPDF obtains bearer related statistics through periodic auditing of the H.248 statistic descriptor or at the time of deletion of a stream or subtraction of a termination. However, in both cases, there is a time delay from when a reporting condition occurs on a BGF (e.g. a statistic threshold being passed) and the SPDF learning of the statistic. In many cases, such a delay is of no consequence. However, in some cases, the SPDF may require to be immediately informed of a given statistical threshold condition occurring. In this case, the SPDF must use the H.248.47 Revision 1 [25] *Statistic Conditional Reporting* package. This package may be applied to multiple Statistics. The SPDF should set the reporting thresholds and ranges as appropriate and must specify at least one "condition" for conditional reporting (i.e. the SPDF must signal at least one condition per requested packageID/statisticID item).

The exact Statistics and reporting conditions are determined by Operator configuration based on the application/service required.

#### 5.17.1.13.2 Basic conditional reporting

Basic conditional reporting uses the protocol elements of the *Statistic Conditional Reporting* package version 1. This allows the definition of many, but limited reporting conditions.

#### 5.17.1.13.3 Extended conditional reporting

Extended conditional reporting uses the protocol elements of the *Statistic Conditional Reporting* package version 2. This package allows in addition

- to control whether a *timestamp* is reported with the detection of the (conditional reporting) *events*; and
- extends the reporting conditions with *value-based metric conditions*.

### 5.17.1.14 Transcoding

Definition see clause 3.1.

#### 5.17.1.14.1 Media types and formats (Codecs)

TS 181 005 [i.12] defines the codec services for TISPAN NGNs. There are codec recommendations in TS 181 005 [i.12] for *narrowband audio*, *wideband audio* and *video* media.

#### 5.17.1.14.2 Decision for transcoding

The decision for transcoding may be principally reached at the beginning or later during the lifetime of a call/session. The correspondent triggers (for transcoding decisions) from BGF side would be either related to ADD or MODIFY request commands.



#### 5.17.1.14.2.1 Decision at Stream/Termination creation

The first ADD.request (of a new Context) for a new Stream/Termination provides either a full specification (by the SPDF) of the media type and format, or an under specification, which is then completed by the BGF.

The subsequent request for the peer Stream/Termination (within this Context) is then leading to a possible transcoding decision. The BGF is comparing the SDP information elements for media description of the two H.248 Stream Descriptors:

- In case of identical media type and formats then there will be no transcoding. The BGF may even handle this Stream in media-agnostic mode.
- In case of different media type or/and formats then the BGF may decide for transcoding support or reject the request with an appropriate H.248.8 [30] error code (e.g. due to temporarily lacking resources for transcoding).

#### 5.17.1.14.2.2 Decision at Stream/Termination modification

MODIFY.request commands for existing Streams/Terminations may lead to a decision for transcoding.

#### 5.17.1.15 Void

#### 5.17.1.16 VPN identification

##### 5.17.1.16.1 VLAN marking

The BGF VLAN tagging behaviour is summarized in the following table:

**Table 89c: VLAN marking using *vlan* version 1 package**

H.248 property usage		Semantic
<i>vlan/pri</i>	<i>vlan/tags</i>	Action
Sent	Value smaller than "4 096" sent	Apply VLAN tagging accordingly
Sent	Not sent (use provisioned default value)	Apply VLAN tagging accordingly
Not sent (use provisioned default value)	Value smaller than "4 096" sent	Apply VLAN tagging accordingly
Not sent	Not sent	Do not apply VLAN tagging
Sent or not sent	Value "4 096" sent	Do not apply VLAN tagging

#### 5.17.1.17 Topology Hiding Function

Topology hiding may basically be related to the:

- hiding of "*remote* topology information", i.e. the BGF provides *local* support for topology hiding to network elements "*behind*" the BGF;
- hiding of "*local* topology information", i.e. the BGF provides *local* support for topology hiding of the BGF *itself* in one-way direction for the egress media-path.

Topology hiding functions (THF) are required on SPDF (MGC) level for the IP signalling-path and on BGF (MG) level for the IP media-path, see [37]

NOTE 1: THF relates basically to the hiding of (network element) local address information ("network topology hiding"). Address information is primarily related to L3 addresses, which are used on IP layer and by IP application protocols (like SIP).

NOTE 2: BGF related THF scenarios are e.g. outlined by annex A.2 in [37]. For instance, the so-called Topology Hiding Gateway (THIG) function relates to a THF on IBCF (MGC) level for the IP signalling-path and on I-BGF (MG) level for the IP media-path in the IMS interconnect scenario (figure A.6 in [37]).

##### 5.17.1.17.1 THF for the IP signalling path

The assumption by this H.248 profile specification (and decomposed gateway architecture) is a media-path decoupled signalling path. Any THF for the IP signalling-path is thus out of scope of the present document.

### 5.17.1.17.2 THF for the IP media /bearer path

#### 5.17.1.17.2.1 THF on IP network protocol layer (L3)

##### 5.17.1.17.2.1.1 THF on IP address information elements

THF in the IP media-path may be basically achieved by NAT within the end-to-end IP connection. *Remote* NAT devices may support the hiding of MG local IP addresses, i.e. LS(A) and LD(A) information (see also figure 2a).

MG-local THF support:

- hiding of "*remote* topology information" via MG-local NA(P)T (see clause 5.17.1.2) may be used for hiding of remote IP address information (i.e. RS(A) or/and RD(A) information).
- hiding of "*local* topology information" via explicit source address setting capability (via *gm* package properties, see e.g. clause 5.18.1.1.3) with regards to the LS(A) value.

NOTE: Properties *gm/esas* and *gm/lsa* for LS(A) control, and *gm/esps* and *gm/lsp* for LS(P) control.

##### 5.17.1.17.2.1.2 THF on other IP PCI elements and ICMP

THF on L3 is furthermore supported by:

- IP TTL value reset in B2BIH mode

NOTE: Not in IPR mode.

- ICMP: there is an ICMP traffic flow for each IP interface, however, the ICMP flow does *not* appear as a flow component within H.248 IP Streams (because ICMP is an IP layer service, out of control of H.248).

##### 5.17.1.17.2.2 THF above the IP layer

IP address information may be carried by media-path protocols above the IP layer.

##### 5.17.1.17.2.2.1 THF for RTP as application level framing protocol

RTP packets may be forwarded transparently (e.g. in transport-protocol agnostic mode, see Annex G.2 of [i.18]) or terminated like in media-aware BGF mode. Termination implies a *Back-to-Back RTP Endsystem* (B2BRE mode) because each H.248 IP termination provides an IP host and RTP endsystem function. Thus, RTCP packets are sourced/sinked by the BGF in that mode. The Source Description (SDES) RTCP packet is mandatory, as well as the SDES item 'CNAME' (*Canonical End-Point Identifier*).

RFC 3550 [i.8] recommends that

"The CNAME item SHOULD have the format "user@host", or "host" if a user name is not available as on single-user systems. For both formats, "host" is either the **fully qualified domain name** of the host from which the real-time data originates ... **or** the standard ASCII representation of the host's **numeric address** on the interface used for the RTP communication."

Such a CNAME format would advertise topology information via RTCP. THF for RTP/RTCP could be achieved e.g. either via SRTP (RFC 3711 [i.20]) or by just encrypting the SDES CNAME item (see clause 9.1/RFC 3550 [i.8]).

##### 5.17.1.17.2.2.2 Void

## 5.17.2 Overview of Session Independent Procedures

### 5.17.2.1 Introduction - Relation to TS 183 025

Session-independent procedures for this profile specification are defined in a separate document (TS 183 025 [i.2]), which is an overall description for all ETSI defined H.248 profile specifications, i.e. TS 183 025 [i.2] complements each profile specification.

The set of profile-applicable call-independent procedures is primarily given by the supported H.248 Command API capabilities for AuditValue (see clause 5.8.5), AuditCapabilities (see clause 5.8.6) and ServiceChange (see clause 5.8.8), and supported packages (e.g. for overload control), by each profile.

### 5.17.2.2 Session-independent procedures

Session-independent procedures are described in clauses 5.19 and 5.20.

### 5.17.2.3 MG Overload Control: Rate limitation of H.248 Messages from MGC-to-MG

The H.248.11 [15] package (see clause 5.14.2.16) may be used for controlling MG overload, by throttling and limiting the rate of H.248 messages from MGC to MG.

See clause 5.19.14 for the procedure and clause 5.20.23 for the command level details.

## 5.18 Session Dependent Procedures (Command Level Details)

The following clauses contain procedures which may be used to provide session handling within the MG. Within the present document a procedure constitutes a message sequence containing a Command Request and a Command Reply.

Multiple procedures may be combined within a single action e.g. one action may contain an "*Add Termination - Remote Addr and Port Known, Select Local Addr and Port*" procedure and an "*Add Termination - Select Local Addr and Port*" procedure in order to seize two IP terminations and an associated context.

NOTE: That the Local Address and Port in these procedures may be selected by the MG or the MGC (e.g. NA(P)T less mode).

A procedure can be applied to a single stream or multiple streams within a single command.

**Table 90: Session Dependant Procedures - References**

Procedure	Support	Initiated By	Clause
Add Termination - Remote Addr and Port Known, Select Local Addr and Port (see note)	M	MGC	5.18.1.1
Add Termination - Remote Addr and Port Unknown, Select Local Addr and Port (see note )	M	MGC	5.18.1.2
Add Termination - Remote Addr Known, Select Local Addr (see note)	M	MGC	5.18.1.3
Add Termination - Remote Addr Unknown, Select Local Addr (see note)	O	MGC	5.18.1.4
Add Termination - Remote Addr Known and Port Possibly Known, no Local Addr and Port (see note)	O	MGC	5.18.1.5
Session Establishment Update - Remote Addr and Port Known	M	MGC	5.18.2.1
Session Establishment Update - Remote Addr Known	M	MGC	5.18.2.2
Session Establishment Update - Through Connect	M	MGC	5.18.2.3
Session Establishment Update - Remote Port Unknown, Select Local Port	O	MGC	5.18.2.4
Session Establishment Update - Bandwidth Change	O	MGC	5.18.2.5
Session Establishment Update - Delete Stream	O	MGC	5.18.2.6
Mid-Session Update - Bandwidth Change	O	MGC	5.18.3.1
Mid-Session Update - Media Change	O	MGC	5.18.3.2
Mid-Session Update - Remote Addr / Port Change	O	MGC	5.18.3.3
Mid-Session Update - Add Stream, Remote Addr and Port Known, Select Local Addr and Port	O	MGC	5.18.3.4
Mid-Session Update - Add Stream, Remote Addr and Port Unknown, Select Local Addr and Port	O	MGC	5.18.3.5
Mid-Session Update - Delete Stream	O	MGC	5.18.3.6
Mid-Session Update - Add Stream, Remote Addr Known and Port Possibly Known, no Local Addr and Port	O	MGC	5.18.3.7
Mid-Session Statistics Audit	O	MGC	5.18.4.1
Mid-Session MGC Info Audit	O	MGC	5.18.4.2
Notification of IP Media Stop	O	MG	5.18.5.1
Notification of Hanging Termination	O	MG	5.18.5.2
Notification of Statistic Conditional Reporting	O	MG	5.18.5.3
Delete Session/Termination	M	MGC	5.18.6.1
Delete Session/Termination - Wildcarded Reply	O	MGC	5.18.6.2
NOTE: The IP real/domain indication may be implicit part of this procedure.			

## 5.18.1 Add Termination

Within the Add Termination procedures the examples are shown as single commands operating on single terminations. The commands can be combined with other Add Termination commands within a single action. All of the Add Termination procedures can be applied to multiple streams within a single command.

The Termination Group within the Termination Name is assigned by the MGC using some local policy and this policy is out of scope for this profile. It is, however, recommended that all Terminations within a Context are assigned to the same Termination Group. The Termination Group concept is useful to avoid excessively large H.248 messages and consequential processing implications when recovery after a failover occurs i.e. at Audit of active Contexts. When performing an Add after a failover the MGC will only use Termination Groups that have been audited.

The IP Realm may be specified by the MGC using the ipdc package. If this property is not specified by the MGC, the MG shall assign a default IP Realm (see clause 5.18.1.1.2).

The Interface field of the termination ID (see clause 5.6.1.1.1) shall be assigned by the MG. The allocation algorithm is out of scope of the present document but shall be related to the corresponding IP Realm.

### 5.18.1.1 Add Termination - Remote Addr and Port Known, Select Local Addr and Port

This procedure may be used by the MGC when the address and port of the remote end are known to the MGC.

**Table 91: Message Contents - Add Termination - Remote Addr and Port Known,  
Select Local Addr and Port**

Add Termination - Remote Addr and Port Known, Select Local Addr and Port								
H.248 Command	Descriptor	Descriptor	Descriptor	Properties, Events, Statistics, Signals	Connection Point Address, IP address information and Bearer Information	Support	Notes	
Add Request (MGC to MG)					Context ID = \$	M		
					Termination ID = ip/group/\$/\$	M		
	Media					M		
		Stream				O		
			Local Control			O		
				mode		O		
				ds/dscp		O		
				ds/tb		O		
				nt/jit		O		
				mpls/stack		O		
				vlan/tags		O		
				vlan/pri		O		
				gm/saf		O	5.18.1.1.1	
				gm/spf		O	5.18.1.1.1	
				gm/sam		O	5.18.1.1.1	
				gm/spr		O	5.18.1.1.1	
				gm/sprr		O	5.18.1.1.1	
				gm/rsb		O		
				gm/esas		O		
				gm/lfa		O		
				gm/esps		O		
				gm/lsp		O		
				mgcinfo/db		O		
				tman/pdr		O		
				tman/mbs		O		
				tman/dvt		O		
				tman/sdr		O		
				tman/pol		O		
				ipdc/realm		O	5.18.1.1.2	
			Statistics				O	See note
			Local			<b>SDP Information</b> Version	O	
						<b>SDP Information</b> Session Name	O	
						<b>SDP Information</b> Origin	O	
					<b>SDP Information</b> Timing	O		
					<b>Address Type</b> IP4 or IP6	M		
					<b>Address Information</b> IP Address = (\$ or specific)	M		
					<b>Address Information</b> Port = (\$ or specific)	M		
					<b>Bearer Information</b> Transport	M	See note 2 of table 87	
					<b>Bearer Information</b> Media format and type	O		
					<b>Bearer Information</b> Bandwidth	O		
		Remote			<b>SDP Information</b> Version	O		
					<b>SDP Information</b> Session Name	O		

Add Termination - Remote Addr and Port Known, Select Local Addr and Port							
H.248 Command	Descriptor	Descriptor	Descriptor	Properties, Events, Statistics, Signals	Connection Point Address, IP address information and Bearer Information	Support	Notes
					SDP Information Origin	O	
					SDP Information Timing	O	
					Address Type IP4 or IP6	M	
					Address Information IP Address	M	
					Address Information Port	M	
					Bearer Information Transport	M	See note 2 of table 87
					Bearer Information Media format and type	O	
					Attribute Information RTCP	O	
					Bearer Information Bandwidth	O	
	Signals			ipnapt/latch		O	
				napt		O	
	Events					O	
				g/cause		O	
				adid/ipstop		O	
				dt		O	
				dir		O	
				nt/netfail		O	
				nt/qualert		O	
				scr/cr		O	
				si		O	
				dur		O	
				per		O	
				max		O	
				min		O	
				nor		O	
				rt		O	
				typ		O	
				val		O	
				dev		O	
				com		O	
				dir		O	
				hangterm/thb		O	
				timerx		O	

NOTE: The MGC may request any statistic within those supported.

**Table 92: Message Contents - Add Termination - Remote Addr and Port Known, Select Local Addr and Port Ack**

Add Termination - Remote Addr and Port Known, Select Local Addr and Port Ack							
H.248 Command	Descriptor	Descriptor	Descriptor	Properties, Events, Statistics, Signals	Connection Point Address, IP address information and Bearer Information	Support	Notes
Add Reply (MG to MGC)	Media	Stream	Local		Context ID=specified	M	
					Termination ID=specified	M	
						M	
						O	
					<b>SDP Information</b> Version	M	
					<b>SDP Information</b> Session Name	M	
					<b>SDP Information</b> Origin	M	
					<b>SDP Information</b> Timing	M	
					<b>Address Type</b> IP4 or IP6	M	
					<b>Address Information</b> IP Address	M	
					<b>Address Information</b> Port	M	
					<b>Bearer Information</b> Transport	M	
					<b>Bearer Information</b> Media format and type	O	
					<b>Bearer Information</b> Bandwidth	O	

#### 5.18.1.1.1 Conditions for Address Policing: SAF, SPF, SAM, SPR, SPRR

Two alternative procedures are permitted depending on the source information for address and port filtering.

Procedure 1: Source Address and Port Determined from Gate Management Package properties (SAM, SPR, SPRR)

If port and address filtering are required then SAF and SPF will both be included and set to ON. If only address filtering is required then SAF is set to ON and SPF set to OFF or omitted. The combination of SAF set to OFF and SPF set to ON is not allowed.

If Remote Source Address Filtering is required (SAF=ON) then the Remote Source Address Mask must be included.

If Remote Source Port Filtering is required (SPF=ON) then the Remote Source Port and/or Remote Source Port Range must be included.

In case multiple flows are associated with a stream (for example RTP and RTCP), the settings of the SAF, SPF, SAM, SPR, and SPRR properties apply to all flows of the stream.

The latching/re-latching capability (according *ipnapt* version 1 package) might be enabled for NAT traversal support. When latching/re-latching is requested, only incoming media packets passing the source address and port filter criteria (range or specific values) shall be considered for latching. When latching/re-latching occurs, the MG will implicitly filter incoming packets based on the result of the (re)latching process, i.e. in alignment with ITU-T Recommendation H.248.37 [9] Revision 1 procedures the latching/re-latching does not change the explicit filter criteria as defined by the gm package properties.

**EXAMPLE:** The MGC sets SAF=ON, SAM=123.123.123.123, SPF=ON, no SPR, SPRR=1 024 to 65 535 and requests latching for a stream containing both RTP and RTCP. The MG will latch to first incoming RTP packet from source address 123.123.123.123 which is using a source port in the range of 1 024 to 65 535. In addition the MG will then apply implicit source filtering to the RTP flow using address 123.123.123.123 and the source port of the latched RTP packet. At first incoming RTCP packet from source address 123.123.123.123 which is using a source port in the range of 1 024 to 65 535, the MG will do a separate latch for the RTCP flow. The MG will then apply implicit source filtering to the RTCP flow using address 123.123.123.123 and the source port of the latched RTCP packet.

#### Procedure 2: Source Address and Port Determined from RemoteDescriptor (SDP information)

If port and address filtering are required then SAF and SPF should both be included and set to ON. If only address filtering is required then SAF must be set to ON and SPF set to OFF or omitted. The combination of SAF set to OFF and SPF set to ON is not allowed.

In case multiple flows are associated with a stream (for example RTP and RTCP), the settings of the SAF and SPF properties apply to all flows of the stream.

SAM, SPR, and SPRR are not used. The source address and source port filter values shall be determined from the received RemoteDescriptor (SDP information) or from a received packet (source address and source port) if latching/re-latching has been completed.

Using remote SDP (i.e. SDP information from H.248 RD) for filtering assumes symmetrical address and port allocation at peer media plane entity. Thus, such a filter may be ineffective, or even discard correct packets, in the case of that the peer IP endpoint is using different IP interfaces for each traffic direction (i.e. asymmetrical IP addresses).

The latching/re-latching capability (according *ipnapt* version 1 package) might be enabled for NAT traversal support. When latching/re-latching is requested SAF must be set to ON and SPF set to OFF or omitted (if SPF would be set to ON the MG could not latch to a different port as the explicit filters are applied before latching/re-latching). After latching/re-latching has been completed the MG will implicitly filter incoming packets based on the result of the latching/re-latching process in addition to the explicit filter criteria as defined by the *gm* package properties.

**EXAMPLE:** For a stream containing both RTP and RTCP flows, the MGC sets SAF=ON, no SAM, SPF=OFF, no SPR, no SPRR, address in Remote Descriptor c= line 123.123.123.123, address in Remote Descriptor a=rtcp line 123.123.123.124 and requests latching. The MG will then latch to first incoming RTP packet from source address 123.123.123.123, independently of source port and in addition apply implicit source filtering using address 123.123.123.123 and the source port of the latched RTP packet. At first incoming RTCP packet from source address 123.123.123.124 the MG will do a separate latch for the RTCP flow. The MG will then apply implicit source filtering to the RTCP flow using address 123.123.123.124 and the source port of the latched RTCP packet.

See also annex D.2 in [i.18] concerning a possible interaction.

#### 5.18.1.1.2 Assigning IP Domain/Realm to Termination

The IP domain/realm of the termination is indicated through the *ipdc/realm* property. A default domain/realm may be provisioned and then the *ipdc/realm* property does not have to be specified. The <Interface> part of the termination ID is not used to indicate IP domain/realm.

The IP Realm cannot be subsequently changed in a Modify command once assigned to a termination (via the Add command). Only an identical/unchanged setting of IP realm identifier may be sent in a Modify command.



## 5.18.1.1.3

## Add Termination - Remote Addr and Port Known, Select Local Addr and Port - Examples

<b>MGC</b>	<b>MG</b>
1	>
<pre> MEGACO/3 [102.168.55.54] Transaction = 1 {   Context = \$ {     Priority = 6,     Add = ip/104/\$/\$ {       Media {         Stream = 1 {           LocalControl {             Mode=Inactive,             ds/dscp = 1D,             gm/saf = ON,             gm/spf = ON,             gm/rsb = ON,             gm/esas = ON,             gm/lsa = "[192.10.33.158]",             gm/esps = ON,             gm/lsp = 3624,             mgcinfo/db = 16547/67,             tman/pdr = 17500,             tman/mbs = 1500,             tman/dvt = 300,             tman/sdr = 16000,             tman/pol = ON,             ipdc/realm = "1"           },           Local {             v=0             c=IN IP4 \$             m=- \$ RTP/AVP -             b=AS:128           },           Remote {             v=0             o=- 0 0 IN IP4 25.196.80.72             s=-             t=0 0             c=IN IP4 25.196.80.72             m=- 20000 RTP/AVP -             b=AS:128           }         }       }     },     Events = 1235 {       g/cause,       adid/ipstop,       nt/netfail,       nt/qualert,       scr/cr{si="nt/os",max=10000},       hangterm/thb {timerx =600}     }   } } </pre>	
2	<
<pre> MEGACO/3 bs_MP_4/1 Reply = 1 {   Context = 38924 {     Add = ip/104/2/541 {       Media {         Stream = 1 {           Local {             v=0             o=- 0 0 IN IP4 16.128.45.10             s=-             t=0 0           }         }       }     }   } } </pre>	



Add Termination - Remote Addr and Port Unknown, Select Local Addr and Port								
H.248 Command	Descriptor	Descriptor	Descriptor	Properties, Events, Statistics, Signals	Connection Point Address, IP address information and Bearer Information	Support	Notes	
					Address Type IP4 or IP6	M		
					Address Information IP Address = (\$ or specific)	M		
					Address Information Port = (\$ or specific)	M		
					Bearer Information Transport	M	See note 2 of table 87	
					Bearer Information Media format and type	O		
					Bearer Information Bandwidth	O		
	Signals				ipnapt/latch		O	
						napt	O	
							O	
	Events				g/cause adid/ipstop dt dir nt/netfail nt/qualert scr/cr hangterm/thb timerx		O	
							O	
							O	
							O	
							O	
							O	
							O	
							O	
							O	
							O	
							O	
							O	
							O	
							O	
							O	
							O	

NOTE: The MGC may request any statistic within those supported.

**Table 94: Message Contents - Add Termination - Remote Addr and Port Unknown, Select Local Addr and Port Ack**

Add Termination - Remote Addr and Port Unknown, Select Local Addr and Port Ack								
H.248 Command	Descriptor	Descriptor	Descriptor	Properties, Events, Statistics, Signals	Connection Point Address, IP address information and Bearer Information	Support	Notes	
Add Reply (MG to MGC)					Context ID=specified	M		
					Termination ID=specified	M		
						M		
	Media	Stream		Local		SDP Information Version	M	
						SDP Information Session Name	M	
						SDP Information Origin	M	

Add Termination - Remote Addr and Port Unknown, Select Local Addr and Port Ack							
H.248 Command	Descriptor	Descriptor	Descriptor	Properties, Events, Statistics, Signals	Connection Point Address, IP address information and Bearer Information	Support	Notes
					<b>SDP Information</b> Timing	M	
					<b>Address Type</b> IP4 or IP6	M	
					<b>Address Information</b> IP Address	M	
					<b>Address Information</b> Port	M	
					<b>Bearer Information</b> Transport	M	
					<b>Bearer Information</b> Media format and type	O	
					<b>Bearer Information</b> Bandwidth	M	

## 5.18.1.2.1

## Add Termination - Remote Addr and Port Unknown, Select Local Addr and Port - Examples

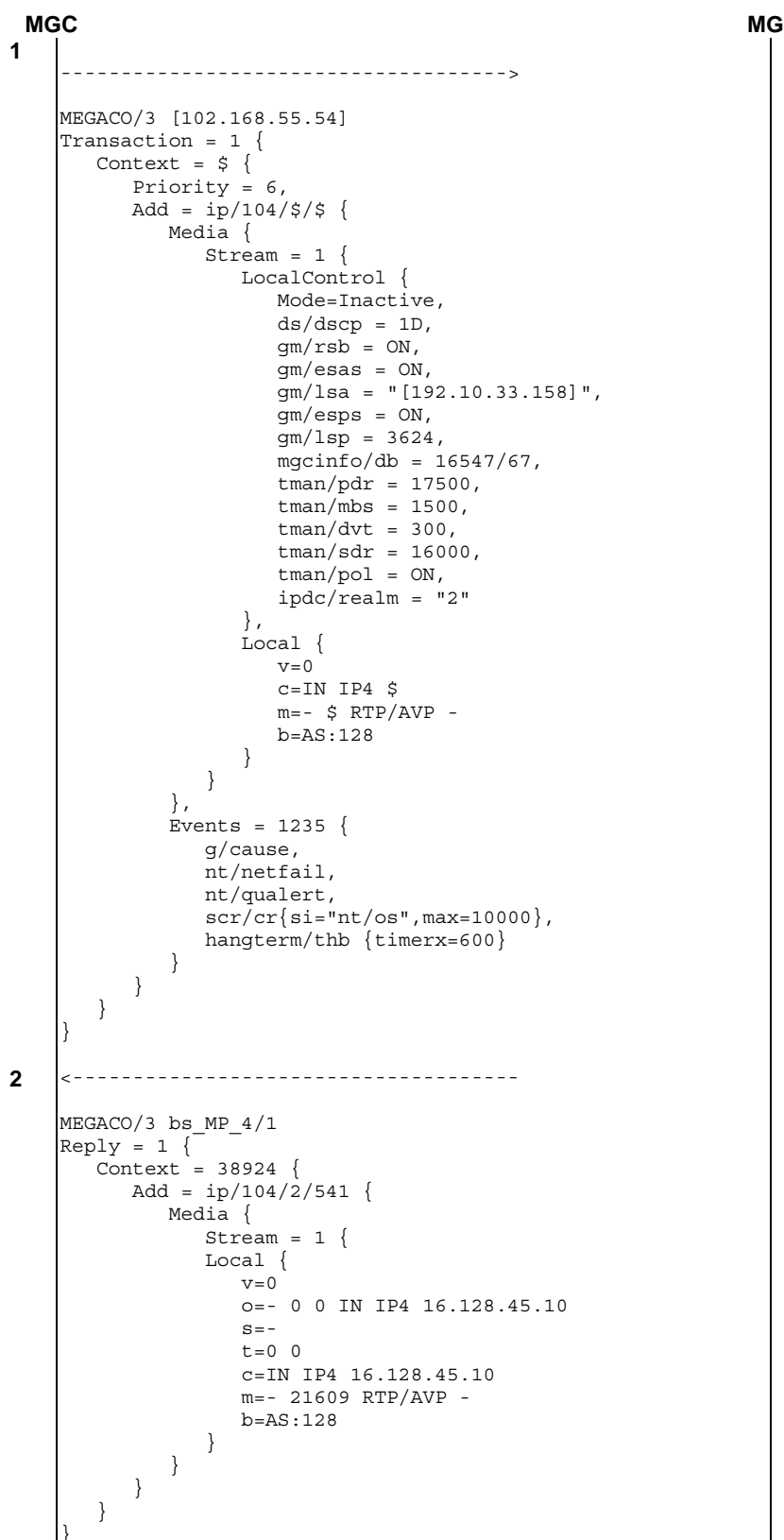


Figure 5: H.248 Message Sequence Example - Add Termination - Remote Addr and Port Unknown, Select Local Addr and Port

## 5.18.1.3 Add Termination - Remote Addr Known, Select Local Addr

This procedure may be used by the MGC when the address but not port of the remote end is known to the MGC. This is part of the first stage of a two-stage reservation.

**Table 95: Message Contents - Add Termination - Remote Addr Known, Select Local Addr**

Add Termination - Remote Addr Known, Select Local Addr							
H.248 Command	Descriptor	Descriptor	Descriptor	Properties, Events, Statistics, Signals	Connection Point Address, IP address information and Bearer Information	Support	Notes
Add Request (MGC to MG)					Context ID = \$	M	
					Termination ID = ip/group/\$/\$	M	
	Media					M	
		Stream				O	
			Local Control			O	
				ipdc/realm		O	
			Statistics			O	See note
			Local			O	
					<b>SDP Information</b> Version	O	
					<b>SDP Information</b> Session Name	O	
					<b>SDP Information</b> Origin	O	
					<b>SDP Information</b> Timing	O	
					<b>Address Type</b> IP4 or IP6	M	
					<b>Address Information</b> IP Address = (\$ or specific)	M	
			Remote		<b>SDP Information</b> Version	O	
					<b>SDP Information</b> Session Name	O	
					<b>SDP Information</b> Origin	O	
				<b>SDP Information</b> Timing	O		
				<b>Address Type</b> IP4 or IP6	M		
				<b>Address Information</b> IP Address	M		


NOTE: The MGC may request any statistic within those supported.

**Table 96: Message Contents - Add Termination - Remote Port Known,  
Select Local Addr Ack**

Add Termination - Remote Addr Known, Select Local Addr Ack								
H.248 Command	Descriptor	Descriptor	Descriptor	Properties, Events, Statistics, Signals	Connection Point Address, IP address information and Bearer Information	Support	Notes	
Add Reply (MG to MGC)					Context ID=specified	M		
					Termination ID=specified	M		
	Media					M		
		Stream				O		
			Local			<b>SDP Information</b> Version	M	
						<b>SDP Information</b> Session Name	M	
						<b>SDP Information</b> Origin	M	
						<b>SDP Information</b> Timing	M	
						<b>Address Type</b> IP4 or IP6	M	
						<b>Address Information</b> IP Address	M	

## 5.18.1.3.1

## Add Termination - Remote Addr Known, Select Local Addr - Examples



**Figure 6: H.248 Message Sequence Example - Add Termination - Remote Addr Known, Select Local Addr**

## 5.18.1.4

## Add Termination - Remote Addr Unknown, Select Local Addr

This procedure may be used by the MGC when the address and port of the remote end are not known to the MGC, and two-stage reservation is applied. This is part of the first stage of the two-stage reservation.



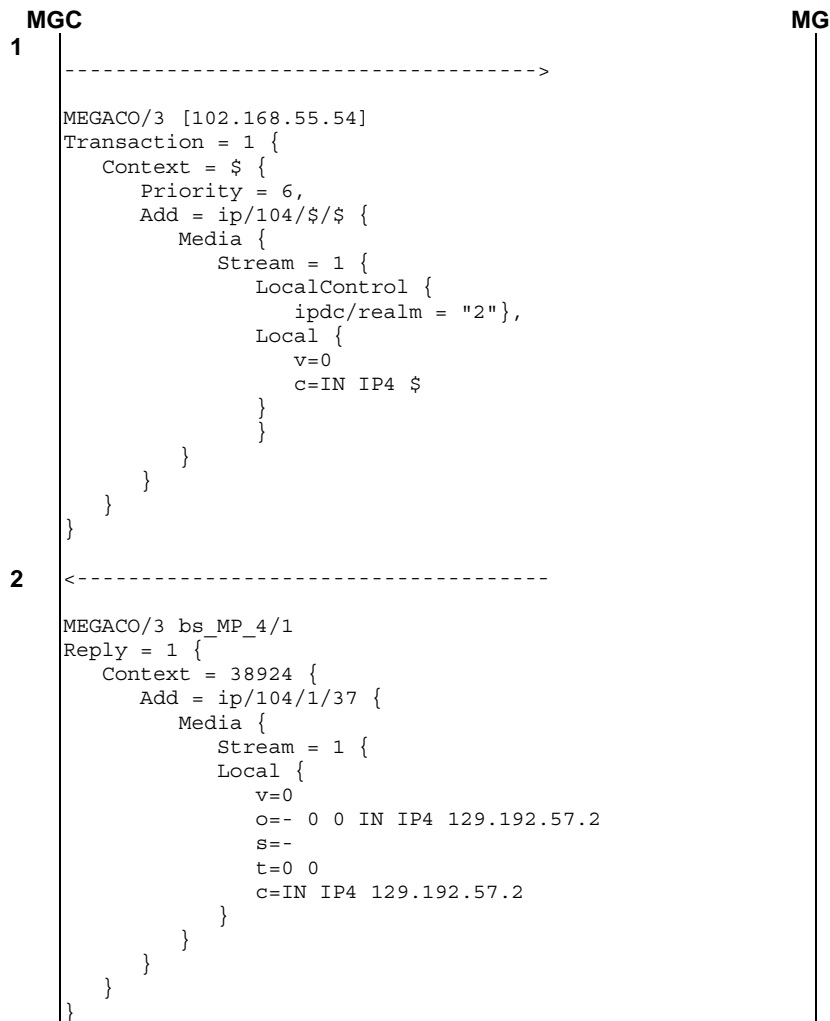
**Table 97: Message Contents - Add Termination - Remote Addr Unknown, Select Local Addr**

Add Termination - Remote Addr Unknown, Select Local Addr								
H.248 Command	Descriptor	Descriptor	Descriptor	Properties, Events, Statistics, Signals	Connection Point Address, IP address information and Bearer Information	Support		
Add Request (MGC to MG)					Context ID = \$	M		
					Termination ID = ip/group/\$/\$	M		
	Media					M		
		Stream				O		
			Local Control			O		
				ipdc/realm		O		
			Statistics			O	See note	
			Local			SDP Information Version	O	
						SDP Information Session Name	O	
						SDP Information Origin	O	
						SDP Information Timing	O	
						Address Type IP4 or IP6	M	
						Address Information IP Address = (\$ or specific)	M	
NOTE: The MGC may request any statistic within those supported.								

**Table 98: Message Contents - Add Termination - Remote Addr Unknown, Select Local Addr Ack**

Add Termination - Remote Addr Unknown, Select Local Addr Ack								
H.248 Command	Descriptor	Descriptor	Descriptor	Properties, Events, Statistics, Signals	Connection Point Address, IP address information and Bearer Information	Support	Notes	
Add Reply (MG to MGC)					Context ID=specified	M		
					Termination ID=specified	M		
	Media					M		
		Stream				O		
			Local			SDP Information Version	M	
						SDP Information Session Name	M	
						SDP Information Origin	M	
						SDP Information Timing	M	
						Address Type IP4 or IP6	M	
						Address Information IP Address	M	

## 5.18.1.4.1 Add Termination - Remote Addr Unknown, Select Local Addr - Examples



**Figure 7: H.248 Message Sequence Example - Add Termination - Remote Addr Unknown, Select Local Addr**

## 5.18.1.5 Add Termination - Remote Addr Known and Port Possibly Known, no Local Addr and Port

This procedure may be used by the MGC when the address and possibly the port of the remote end is known to the MGC, but the local address and port cannot be assigned due to that the MG shall operate in NA(P)T-less B2BIH mode (see 5.17.1.2.4.1). This procedure may be part of the first stage of a two-stage reservation.

**Table 98a: Message Contents - Add Termination - Remote Addr Known and Port Possibly Known, no Local Addr and Port**


Add Termination - Remote Addr Known and Port Possibly Known, no Local Addr and Port							
H.248 Command	Descriptor	Descriptor	Descriptor	Properties, Events, Statistics, Signals	Connection Point Address, IP address information and Bearer Information	Support	Notes
Add Request (MGC to MG)					Context ID = \$	M	
					Termination ID = ip/group/\$/\$	M	
	Media					M	
		Stream				O	
			Local Control	ipdc/realm		O	5.18.1.1.2
			Statistics			O	See note
			Remote		<b>SDP Information</b> Version	O	
					<b>SDP Information</b> Session Name	O	
					<b>SDP Information</b> Origin	O	
					<b>SDP Information</b> Timing	O	
					<b>Address Type</b> IP4 or IP6	M	
					<b>Address Information</b> IP Address	M	
					<b>Address Information</b> Port	O	
					<b>Bearer Information</b> Transport	O	See note 2 of table 87
					<b>Bearer Information</b> Media format and type	O	
					<b>Attribute Information</b> RTCP	O	
					<b>Bearer Information</b> Bandwidth	O	
		Events				O	
				hangterm/thb		O	
					timerx	O	

NOTE: The MGC may request any statistic within those supported.

**Table 98b: Message Contents - Add Termination - Remote Addr Known and Port Possibly Known, no Local Addr and Port Ack**

Add Termination - Remote Addr Known and Port Possibly Known, no Local Addr and Port Ack							
H.248 Command	Descriptor	Descriptor	Descriptor	Properties, Events, Statistics, Signals	Connection Point Address, IP address information and Bearer Information	Support	Notes
Add Reply (MG to MGC)					Context ID=specified	M	
					Termination ID=specified	M	

### 5.18.1.5.1 Add Termination - Remote Addr Known and Port Possibly Known, Selectno Local Addr and Port - Examples



**Figure 7a: H.248 Message Sequence Example - Add Termination - Remote Addr Known and Port Possibly Known, no Local Addr and Port**

## 5.18.2 Session Establishment Update

During session establishment additional information may be required by the MG terminations in order to establish the path. Examples of these changes are the remote address and port, through connection status and change of bandwidth allocation.

### 5.18.2.1 Session Establishment Update - Remote Addr and Port Known

This procedure may be used by the MGC when the address and port of the remote end become known to the MGC.

**Table 99: Message Contents - Session Establishment Update - Remote Addr and Port Known**

Session Establishment Update - Remote Addr and Port Known							
H.248 Command	Descriptor	Descriptor	Descriptor	Properties, Events, Statistics, Signals	Connection Point Address, IP address information and Bearer Information	Support	Notes
Modify Request (MGC to MG)					Context ID=specified	M	
					Termination ID=specified	M	
	Media					M	
		Stream				O	
			Local Control			O	
				mode		O	
				ds/dscp		O	
			ds/tb		O		

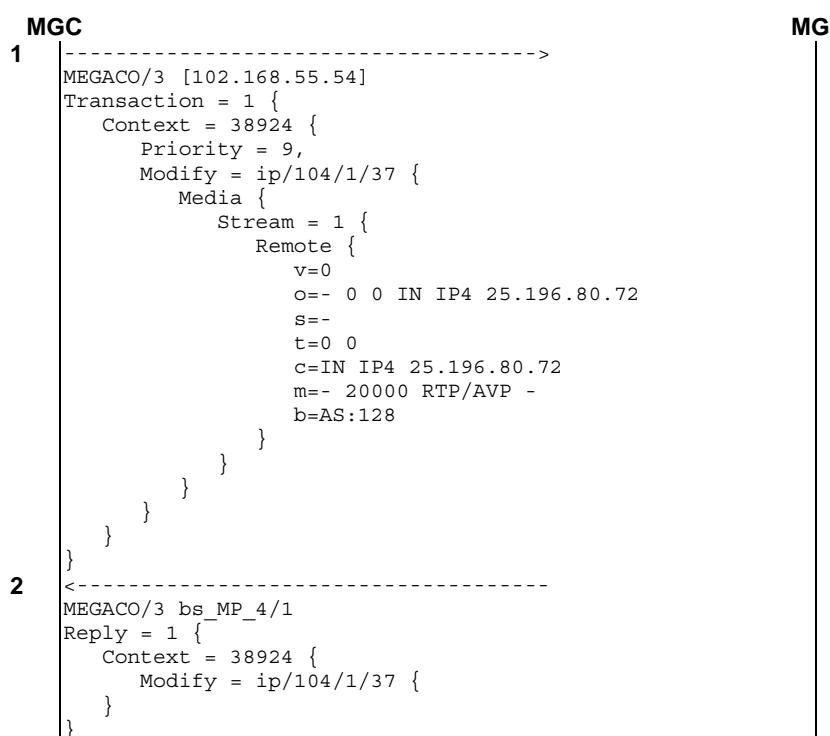
Session Establishment Update - Remote Addr and Port Known							
H.248 Command	Descriptor	Descriptor	Descriptor	Properties, Events, Statistics, Signals	Connection Point Address, IP address information and Bearer Information	Support	Notes
				nt/jit		O	
				mpls/stack		O	
				vlan/tags		O	
				vlan/pri		O	
				gm/saf		O	5.18.1.1.1
				gm/spf		O	5.18.1.1.1
				gm/sam		O	5.18.1.1.1
				gm/spr		O	5.18.1.1.1
				gm/sprr		O	5.18.1.1.1
				gm/rsb		O	
				gm/esas		O	
				gm/lsa		O	
				gm/esps		O	
				gm/lsp		O	
				mgcinfo/db		O	
				tman/pdr		O	
				tman/mbs		O	
				tman/dvt		O	
				tman/sdr		O	
				tman/pol		O	
				ipdc/realm		O	5.18.1.1.2
			Local			O	
					<b>SDP Information</b> Version	O	
					<b>SDP Information</b> Session Name	O	
					<b>SDP Information</b> Origin	O	
					<b>SDP Information</b> Timing	O	
					<b>Address Type</b> IP4 or IP6	M	
					<b>Address Information</b> IP Address	M	
					<b>Address Information</b> Port	M	
					<b>Bearer Information</b> Transport	M	See note 2 of table 87
					<b>Bearer Information</b> Media format and type	O	
					<b>Bearer Information</b> Bandwidth	M	

Session Establishment Update - Remote Addr and Port Known							
H.248 Command	Descriptor	Descriptor	Descriptor	Properties, Events, Statistics, Signals	Connection Point Address, IP address information and Bearer Information	Support	Notes
			Remote		<b>SDP Information</b> Version	O	
					<b>SDP Information</b> Session Name	O	
					<b>SDP Information</b> Origin	O	
					<b>SDP Information</b> Timing	O	
					<b>Address Type</b> IP4 or IP6	M	
					<b>Address Information</b> IP Address	M	
					<b>Address Information</b> Port	M	
					<b>Bearer Information</b> Transport	M	See note 2 of table 87
					<b>Bearer Information</b> Media format and type	O	
					<b>Bearer Information</b> Bandwidth	M	
					<b>Attribute Information</b> RTCP	O	
	Signals					O	
				ipnapt/latch		O	
				napt		O	
	Events					O	
				adid/ipstop		O	
				dt		O	
				dir		O	
				g/cause		O	
				nt/netfail		O	
				nt/qualert		O	
				scr/cr		O	
				si		O	
				dur		O	
				per		O	
				max		O	
				min		O	
				nor		O	
				rt		O	
				typ		O	
				val		O	
				dev		O	
				com		O	
				dir		O	
				hangterm/th		O	
				b	timerx	O	

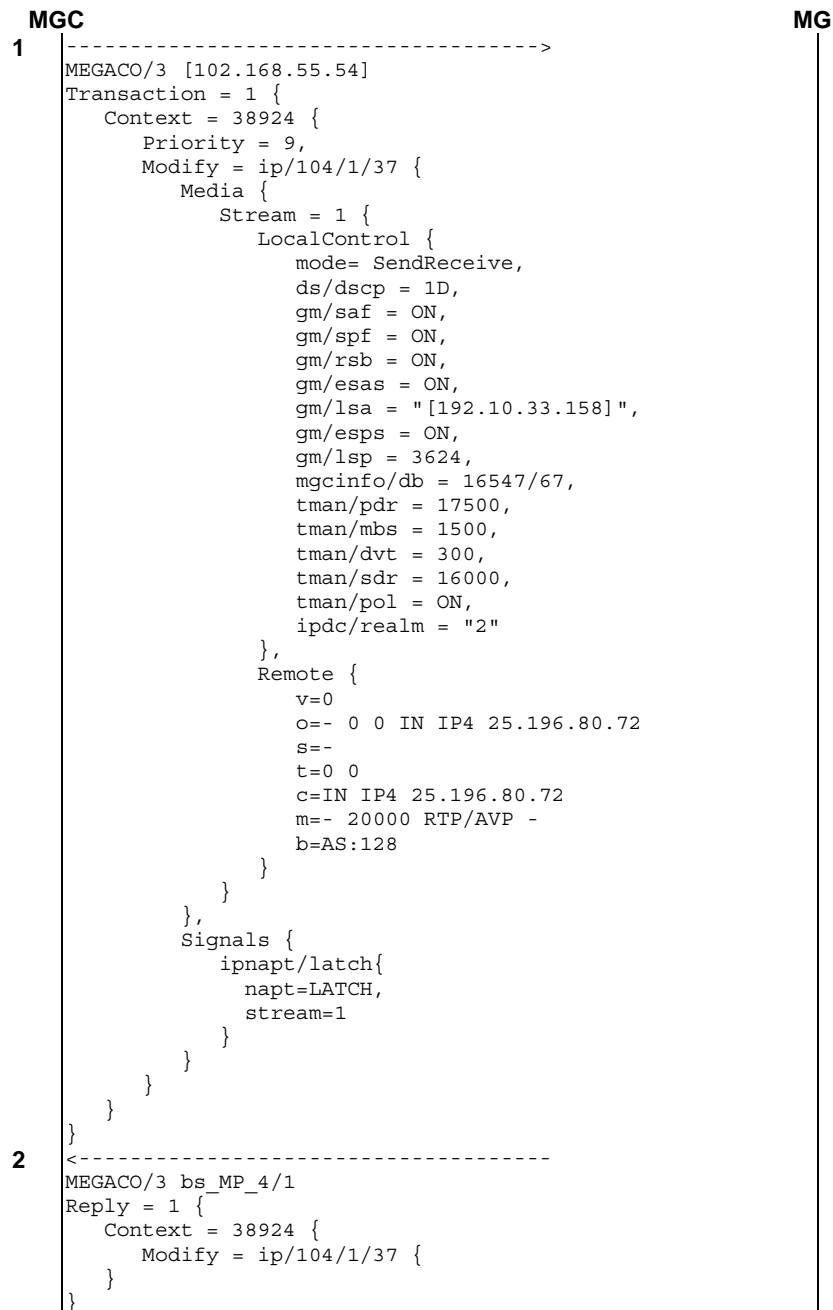
**Table 100: Message Contents - Session Establishment Update - Remote Addr and Port Known Ack**

Session Establishment Update - Remote Addr and Port Known, Through Connect, Bandwidth Change Ack							
H.248 Command	Descriptor	Descriptor	Descriptor	Properties, Events, Statistics, Signals	Connection Point Address, IP address information and Bearer Information	Support	Notes
Modify Reply (MG to MGC)					Context ID=specified	M	
					Termination ID=specified	M	

### 5.18.2.1.1 Session Establishment Update - Remote Addr and Port Known - Examples

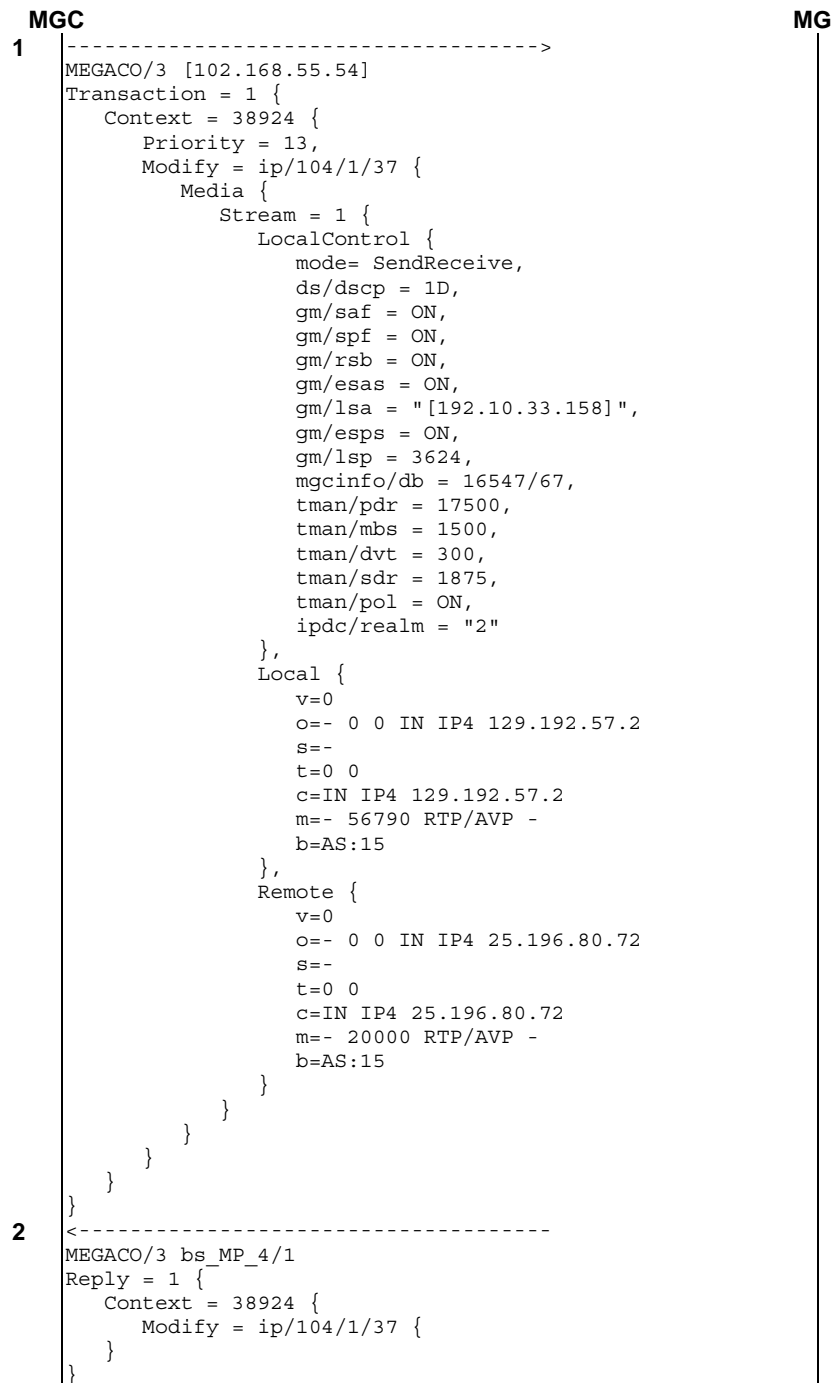


**Figure 8: H.248 Message Sequence Example - Session Establishment Update - Remote Addr and Port Known**



**Figure 9: H.248 Message Sequence Example - Session Establishment Update - Remote Addr and Port Known, Through Connect and Latch**





**Figure 10: H.248 Message Sequence Example - Session Establishment Update - Remote Addr and Port Known, Through Connect, Bandwidth Change**

## 5.18.2.2 Session Establishment Update - Remote Addr Known

This procedure may be used by the MGC when the address of the remote end becomes known to the MGC. This is a part of the first stage of a two-stage reservation.

Table 101: Message Contents - Session Establishment Update - Remote Addr Known

Session Establishment Update - Remote Addr Known								
H.248 Command	Descriptor	Descriptor	Descriptor	Properties, Events, Statistics, Signals	Connection Point Address, IP address information and Bearer Information	Support	Notes	
Modify Request (MGC to MG)					Context ID=specified	M		
					Termination ID=specified	M		
	Media	Stream	Remote				M	
							O	
						<b>SDP Information</b> Version	O	
						<b>SDP Information</b> Session Name	O	
						<b>SDP Information</b> Origin	O	
						<b>SDP Information</b> Timing	O	
						<b>Address Type</b> IP4 or IP6	M	
						<b>Address Information</b> IP Address	M	

Table 102: Message Contents - Session Establishment Update - Remote Addr Known Ack

Session Establishment Update - Remote Addr Known Ack							
H.248 Command	Descriptor	Descriptor	Descriptor	Properties, Events, Statistics, Signals	Connection Point Address, IP address information and Bearer Information	Support	Notes
Modify Reply (MG to MGC)					Context ID=specified	M	
					Termination ID=specified	M	

5.18.2.2.1 Session Establishment Update - Remote Addr Known - Examples

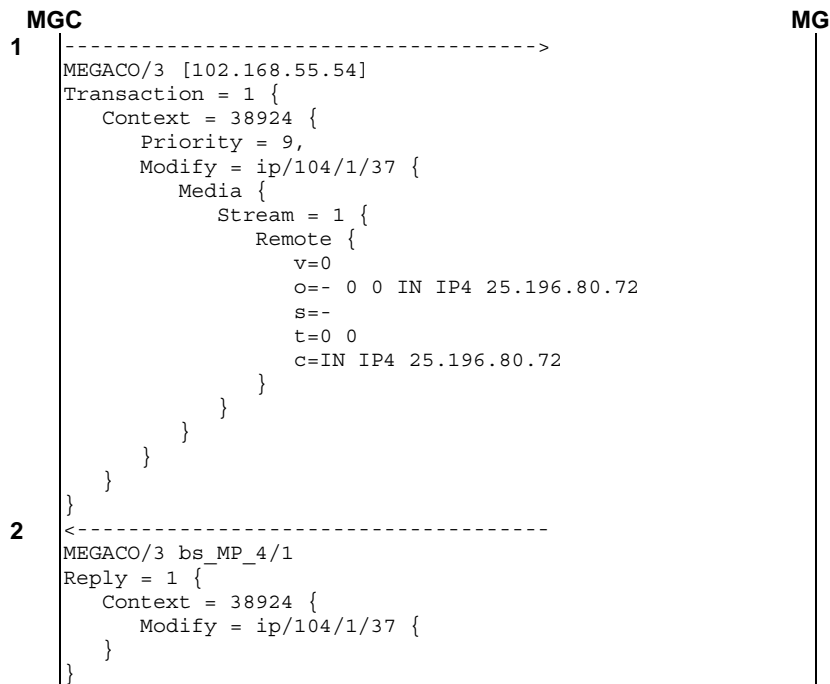


Figure 11: H.248 Message Sequence Example - Session Establishment Update - Remote Addr Known

5.18.2.3 Session Establishment Update - Through Connect

This procedure may be used by the MGC when media plane through connect occurs and remote end address and port have already been shared with MG.

Table 103: Message Contents - Session Establishment Update - Through Connect

Session Establishment Update - Through Connect							
H.248 Command	Descriptor	Descriptor	Descriptor	Properties, Events, Statistics, Signals	Connection Point Address, IP address information and Bearer Information	Support	Notes
Modify Request (MGC to MG)					Context ID=specified	M	
					Termination ID=specified	M	
	Media					M	
		Stream				O	
			Local Control			M	
				mode		M	
				ds/dscp		O	
				ds/tb		O	
				nt/jit		O	
				mpls/stack		O	
				vlan/tags		O	
				vlan/pri		O	
				gm/saf		O	5.18.1.1.1
				gm/spf		O	5.18.1.1.1
				gm/sam		O	5.18.1.1.1
				gm/spr		O	5.18.1.1.1
				gm/sprr		O	5.18.1.1.1
			gm/rsb		O		
			gm/esas		O		
			gm/lsa		O		
			gm/esps		O		
			gm/lsp		O		

Session Establishment Update - Through Connect														
H.248 Command	Descriptor	Descriptor	Descriptor	Properties, Events, Statistics, Signals	Connection Point Address, IP address information and Bearer Information	Support	Notes							
				mgcinfo/db		O								
				tman/pdr		O								
				tman/mbs		O								
				tman/dvt		O								
				tman/sdr		O								
				tman/pol		O								
				ipdc/realm		O	5.18.1.1.2							
				Local		O								
						Local	<b>SDP Information</b> Version		O					
							<b>SDP Information</b> Session Name		O					
							<b>SDP Information</b> Origin		O					
							<b>SDP Information</b> Timing		O					
							<b>Address Type</b> IP4 or IP6		M					
							<b>Address Information</b> IP Address		M					
							<b>Address Information</b> Port		M					
							<b>Bearer Information</b> Transport		M	See note 2 of table 87.				
							<b>Bearer Information</b> Media format and type		O					
							<b>Bearer Information</b> Bandwidth		M					
										Remote	<b>SDP Information</b> Version		O	
											<b>SDP Information</b> Session Name		O	
			<b>SDP Information</b> Origin		O									
			<b>SDP Information</b> Timing		O									
			<b>Address Type</b> IP4 or IP6		M									
			<b>Address Information</b> IP Address		M									
			<b>Address Information</b> Port		M									
			<b>Bearer Information</b> Transport		M	See note 2 of table 87.								
			<b>Bearer Information</b> Media format and type		O									
			<b>Bearer Information</b> Bandwidth		M									
			Signals										O	
											ipnapt/latch		O	
napt		O												

Session Establishment Update - Through Connect							
H.248 Command	Descriptor	Descriptor	Descriptor	Properties, Events, Statistics, Signals	Connection Point Address, IP address information and Bearer Information	Support	Notes
	Events					O	
				adid/ipstop		O	
					dt	O	
					dir	O	
				g/cause		O	
				nt/netfail		O	
				nt/qualert		O	
				scr/cr		O	
					si	O	
					dur	O	
					per	O	
					max	O	
					min	O	
					nor	O	
					rt	O	
					typ	O	
					val	O	
					dev	O	
					com	O	
					dir	O	
				hangterm/thb		O	
					timerx	O	

Table 104: Message Contents - Session Establishment Update - Through Connect Ack

Session Establishment Update - Through Connect Ack							
H.248 Command	Descriptor	Descriptor	Descriptor	Properties, Events, Statistics, Signals	Connection Point Address, IP address information and Bearer Information	Support	Notes
Modify Reply (MG to MGC)					Context ID=specified	M	
					Termination ID=specified	M	

## 5.18.2.3.1 Session Establishment Update - Through Connect - Examples

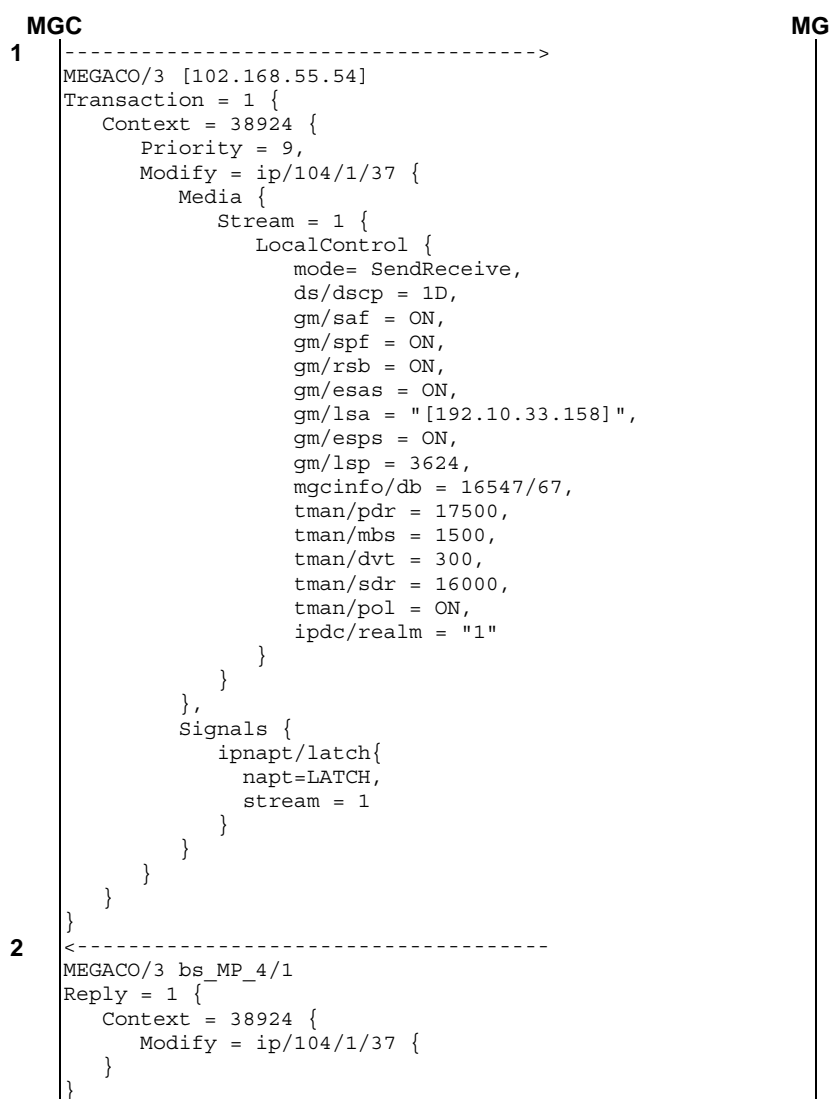
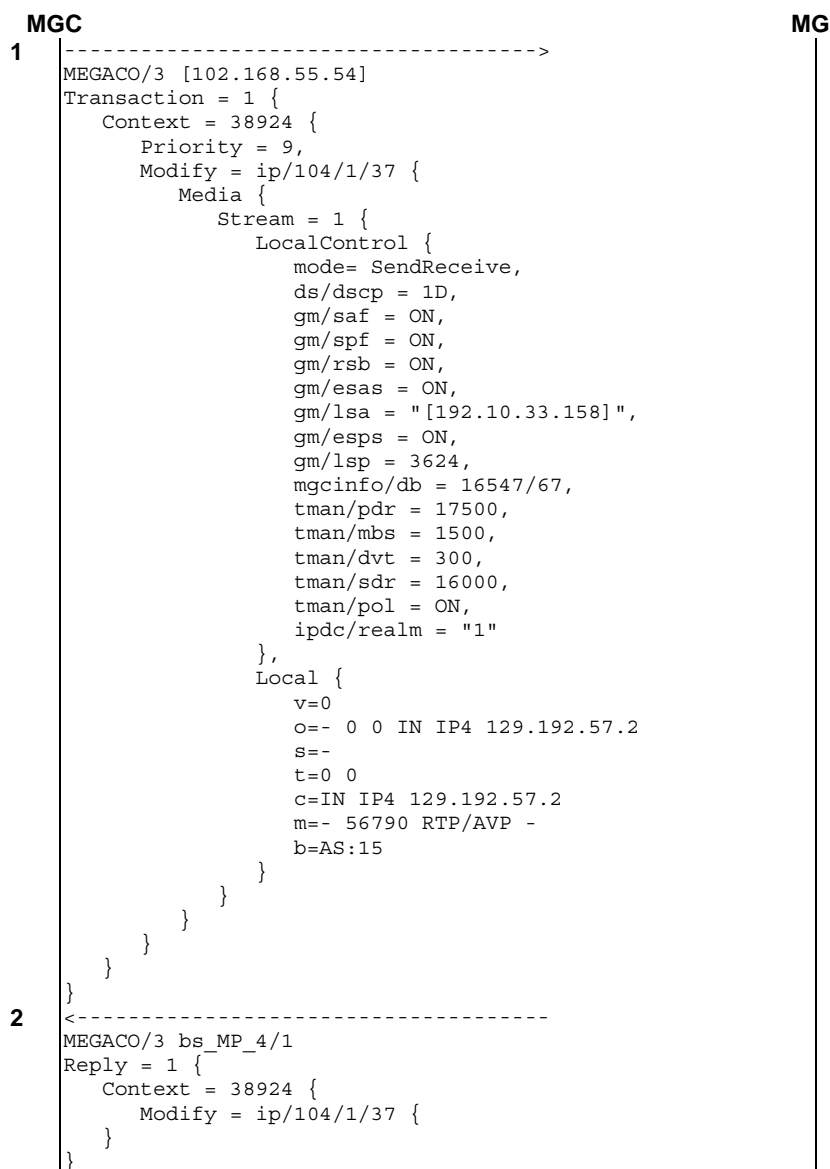


Figure 12: H.248 Message Sequence Example - Session Establishment Update - Through Connect



**Figure 13: H.248 Message Sequence Example - Session Establishment Update - Through Connect, Bandwidth Change**

#### 5.18.2.4 Session Establishment Update - Remote Port Unknown, Select Local Port

This procedure may be used by the MGC to allocate a local port when the remote port is still unknown. This is the second stage of a two-stage reservation.

**Table 105: Message Contents - Session Establishment Update - Remote Port Unknown, Select Local Port**

Session Establishment Update - Remote Port Unknown, Select Local Port							
H.248 Command	Descriptor	Descriptor	Descriptor	Properties, Events, Statistics, Signals	Connection Point Address, IP address information and Bearer Information	Support	Notes
Modify Request (MGC to MG)					Context ID=specified	M	
					Termination ID=specified	M	
	Media					M	
		Stream				O	
			Local Control	mode		O	

Session Establishment Update - Remote Port Unknown, Select Local Port							
H.248 Command	Descriptor	Descriptor	Descriptor	Properties, Events, Statistics, Signals	Connection Point Address, IP address information and Bearer Information	Support	Notes
				ds/dscp		O	
				ds/tb		O	
				nt/jit		O	
				mpls/stack		O	
				vlan/tags		O	
				vlan/pri		O	
				gm/saf		O	5.18.1.1.1
				gm/spf		O	5.18.1.1.1
				gm/sam		O	5.18.1.1.1
				gm/spr		O	5.18.1.1.1
				gm/sprr		O	5.18.1.1.1
				gm/rsb		O	
				gm/esas		O	
				gm/lsa		O	
				gm/esps		O	
				gm/lsp		O	
				mgcinfo/db		O	
				tman/pdr		O	
				tman/mbs		O	
				tman/dvt		O	
				tman/sdr		O	
				tman/pol		O	
				ipdc/realm		O	5.18.1.1.2
			Local		<b>SDP Information</b>	O	
					Version	O	
					<b>SDP Information</b>	O	
					Session Name	O	
					<b>SDP Information</b>	O	
					Origin	O	
					<b>SDP Information</b>	O	
					Timing	O	
					<b>Address Type</b>	M	
					IP4 or IP6		
					<b>Address Information</b>	M	
					IP Address		
					<b>Address Information</b>	M	
					Port = (\$ or specific)		
					<b>Bearer Information</b>	M	See note 2 of table 87
					Transport		
					<b>Bearer Information</b>	O	
					Media format and type		
					<b>Bearer Information</b>	M	
					Bandwidth		
	Signals					O	
				ipnapt/latch		O	
				napt		O	
	Events					O	
				adid/ipstop		O	
				dt		O	
				dir		O	
				g/cause		O	
				nt/netfail		O	
				nt/qualert		O	
				hangterm/th		O	
				b	timerx	O	
				scr/cr		O	
					si	O	
					dur	O	
					per	O	
					max	O	
					min	O	



Session Establishment Update - Remote Port Unknown, Select Local Port							
H.248 Command	Descriptor	Descriptor	Descriptor	Properties, Events, Statistics, Signals	Connection Point Address, IP address information and Bearer Information	Support	Notes
					nor	O	
					rt	O	
					typ	O	
					val	O	
					dev	O	
					com	O	
					dir	O	

**Table 106: Message Contents - Session Establishment Update - Remote Port Unknown, Select Local Port Ack**

Session Establishment Update - Remote Port Unknown, Select Local Port Ack							
H.248 Command	Descriptor	Descriptor	Descriptor	Properties, Events, Statistics, Signals	Connection Point Address, IP address information and Bearer Information	Support	Notes
Modify Reply (MG to MGC)					Context ID=specified	M	
					Termination ID=specified	M	
		Media				M	
			Stream			O	
				Local		M	
					<b>SDP Information</b> Version	M	
					<b>SDP Information</b> Session Name	M	
					<b>SDP Information</b> Origin	M	
					<b>SDP Information</b> Timing	M	
					<b>Address Type</b> IP4 or IP6	M	
					<b>Address Information</b> IP Address	M	
					<b>Address Information</b> Port	M	
					<b>Bearer Information</b> Transport	M	
					<b>Bearer Information</b> Media format and type	O	
					<b>Bearer Information</b> Bandwidth	M	

## 5.18.2.4.1

## Session Establishment Update - Remote Port Unknown, Select Local Port - Examples

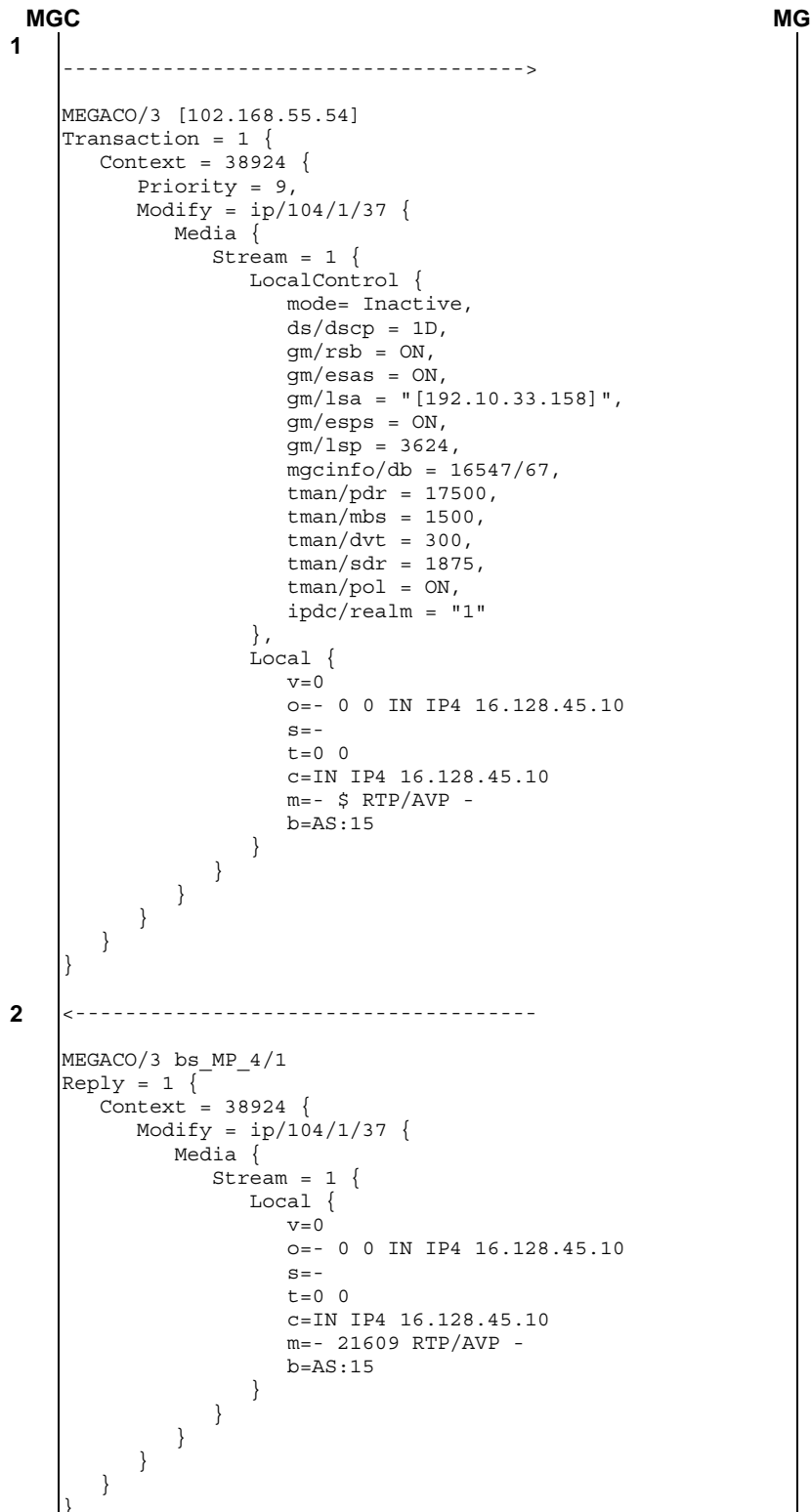


Figure 14: H.248 Message Sequence Example - Session Establishment Update - Remote Port Unknown, Select Local Port

## 5.18.2.5 Session Establishment Update - Bandwidth Change

This procedure may be used by the MGC when the media plane bandwidth is changed during session establishment.

Table 107: Message Contents - Session Establishment Update - Bandwidth Change

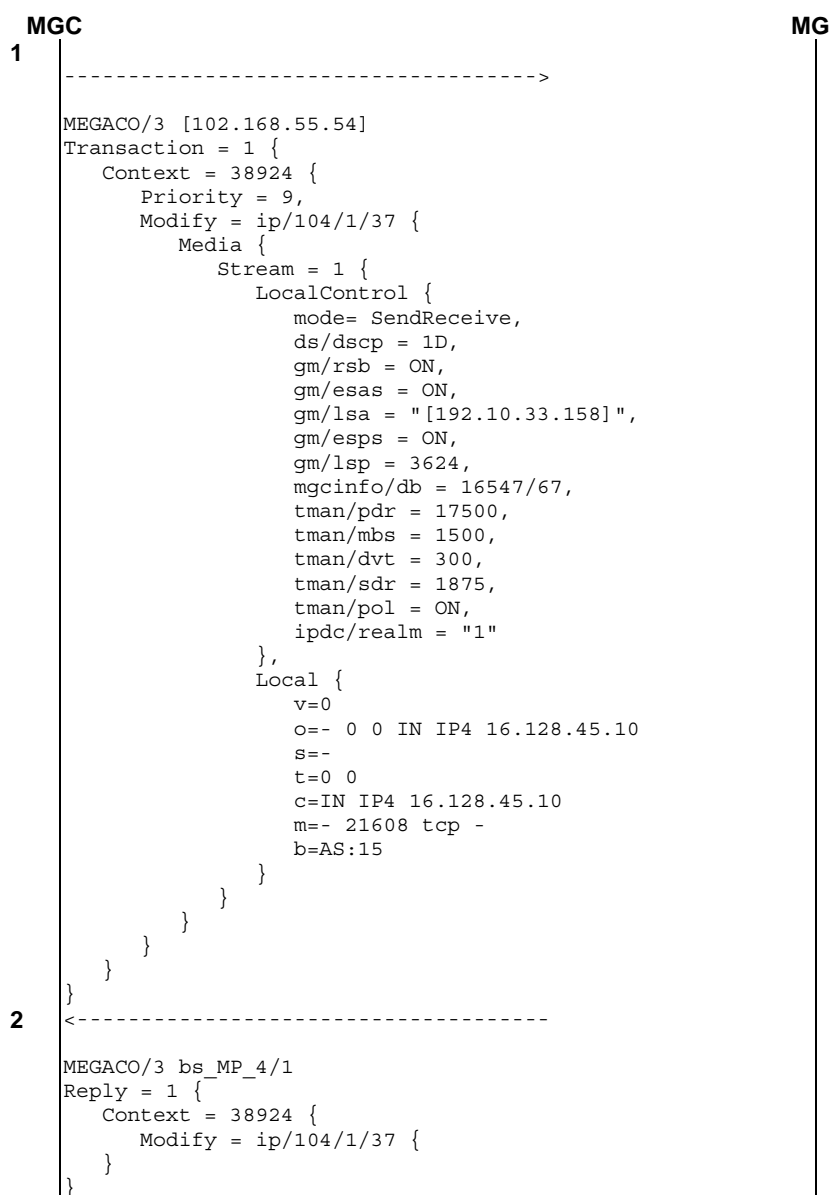
Session Establishment Update - Bandwidth Change										
H.248 Command	Descriptor	Descriptor	Descriptor	Properties, Events, Statistics, Signals	Connection Point Address, IP address information and Bearer Information	Support	Notes			
Modify Request (MGC to MG)	Media	Stream	Local Control		Context ID=specified	M				
					Termination ID=specified	M				
						M				
						O				
					mode	O				
					ds/dscp	O				
					ds/tb	O				
					nt/jit	O				
					mpls/stack	O				
					vlan/tags	O				
					vlan/pri	O				
					gm/saf	O	5.18.1.1.1			
					gm/spf	O	5.18.1.1.1			
					gm/rsb	O				
					gm/esas	O				
					gm/lsa	O				
					gm/esps	O				
					gm/lsp	O				
					gm/sam	O				
					gm/spr	O				
					gm/spr	O				
					mgcinfo/db	O				
					tman/pdr	O				
					tman/mbs	O				
					tman/dvt	O				
					tman/sdr	O				
					tman/pol	O				
					ipdc/realm	O	5.18.1.1.2			
							Local	<b>SDP Information</b> Version	O	
								<b>SDP Information</b> Session Name	O	
								<b>SDP Information</b> Origin	O	
								<b>SDP Information</b> Timing	O	
								<b>Address Type</b> IP4 or IP6	M	
				<b>Address Information</b> IP Address	M					
				<b>Address Information</b> Port	M					
				<b>Bearer Information</b> Transport	M	See note 2 of table 87				
				<b>Bearer Information</b> Media format and type	O					
				<b>Bearer Information</b> Bandwidth	M					

Session Establishment Update - Bandwidth Change							
H.248 Command	Descriptor	Descriptor	Descriptor	Properties, Events, Statistics, Signals	Connection Point Address, IP address information and Bearer Information	Support	Notes
	Events					O	
				adid/ipstop		O	
					dt	O	
					dir	O	
				g/cause		O	
				nt/netfail		O	
				nt/qualert		O	
				hangterm/th		O	
				b	timerX	O	
				scr/cr		O	
					si	O	
					dur	O	
					per	O	
					max	O	
					min	O	
					nor	O	
					rt	O	
					typ	O	
					val	O	
					dev	O	
					com	O	
					dir	O	

Table 108: Message Contents - Session Establishment Update - Bandwidth Change Ack

Session Establishment Update - Bandwidth Change Ack							
H.248 Command	Descriptor	Descriptor	Descriptor	Properties, Events, Statistics, Signals	Connection Point Address, IP address information and Bearer Information	Support	Notes
Modify Reply (MG to MGC)					Context ID=specified	M	
					Termination ID=specified	M	

## 5.18.2.5.1 Session Establishment Update - Bandwidth Change - Examples



**Figure 15: H.248 Message Sequence Example - Session Establishment Update - Bandwidth Change**

## 5.18.2.6 Session Establishment Update - Delete Stream

This procedure is used when remote end SDP indicates that a sub-set of requested streams have been accepted and the remaining streams rejected. This procedure thus applies to both the accepted and rejected streams.

Table 108a: Message Contents - Session Establishment Update - Delete Stream

Session Establishment Update - Remote Addr and Port Known							
H.248 Command	Descriptor	Descriptor	Descriptor	Properties, Events, Statistics, Signals	Connection Point Address, IP address information and Bearer Information	Support	Notes
Modify Request (MGC to MG)					Context ID=specified	M	
					Termination ID=specified	M	
	Media					M	
		Stream				M	NOTE 1
			Local Control			O	
				mode		O	
				ds/dscp		O	
				ds/tb		O	
				nt/jit		O	
				mpls/stack		O	
				vlan/tags		O	
				vlan/pri		O	
				gm/saf		O	5.18.1.1.1
				gm/spf		O	5.18.1.1.1
				gm/sam		O	5.18.1.1.1
				gm/spr		O	5.18.1.1.1
				gm/sprr		O	5.18.1.1.1
				gm/rsb		O	
				gm/esas		O	
				gm/lsa		O	
				gm/esps		O	
				gm/lsp		O	
				mgcinfo/db		O	
				tman/pdr		O	
				tman/mbs		O	
				tman/dvt		O	
				tman/sdr		O	
				tman/pol		O	
				ipdc/realm		O	5.18.1.1.2
			Local			M	NOTE 2
					<b>SDP Information</b> Version	O	
					<b>SDP Information</b> Session Name	O	
					<b>SDP Information</b> Origin	O	
				<b>SDP Information</b> Timing	O		
				<b>Address Type</b> IP4 or IP6	O		
				<b>Address Information</b> IP Address	O		
				<b>Address Information</b> Port	O		
				<b>Bearer Information</b> Transport	O	See note 2 of table 87	
				<b>Bearer Information</b> Media format and type	O		
				<b>Bearer Information</b> Bandwidth	O		
		Remote			M	NOTE 3	
				<b>SDP Information</b> Version	O		
				<b>SDP Information</b> Session Name	O		
				<b>SDP Information</b> Origin	O		

Session Establishment Update - Remote Addr and Port Known							
H.248 Command	Descriptor	Descriptor	Descriptor	Properties, Events, Statistics, Signals	Connection Point Address, IP address information and Bearer Information	Support	Notes
					SDP Information	O	
					Timing		
					Address Type	O	
					IP4 or IP6		
					Address Information	O	
					IP Address		
					Address Information	O	
					Port		
					Bearer Information	O	See note 2 of table 87
					Transport		
					Bearer Information	O	
					Media format and type		
					Bearer Information	O	
					Bandwidth		
					Attribute Information	O	
					RTCP		
	Signals					O	
				lpnapt/latch		O	
					napt	O	
	Events					O	
				adid/ipstop		O	
					dt	O	
					dir	O	
				g/cause		O	
				nt/netfail		O	
				nt/qualert		O	
				scr/cr		O	
					si	O	
					dur	O	
					per	O	
					max	O	
					min	O	
					nor	O	
					rt	O	
					typ	O	
					val	O	
					dev	O	
					com	O	
					dir	O	
				hangterm/th		O	
				b	timerx	O	
NOTE 1: There will multiple instances of this descriptor.							
NOTE 2: This descriptor must be present for rejected streams and optionally present for accepted streams. In the former case, the descriptor is empty (see clause 5.18.2.6.1).							
NOTE 3: Multiple instances of this descriptor are present - one per stream. In the case of a rejected stream, the descriptor is empty (see clause 5.18.2.6.1).							

**Table 108b: Message Contents - Session Establishment Update - Delete Stream Ack**

Session Establishment Update - Remote Addr and Port Known, Through Connect, Bandwidth Change Ack							
H.248 Command	Descriptor	Descriptor	Descriptor	Properties, Events, Statistics, Signals	Connection Point Address, IP address information and Bearer Information	Support	Notes
Modify Reply (MG to MGC)					Context ID=specified	M	
					Termination ID=specified	M	

## 5.18.2.6.1 Session Establishment Update - Delete Stream - Examples

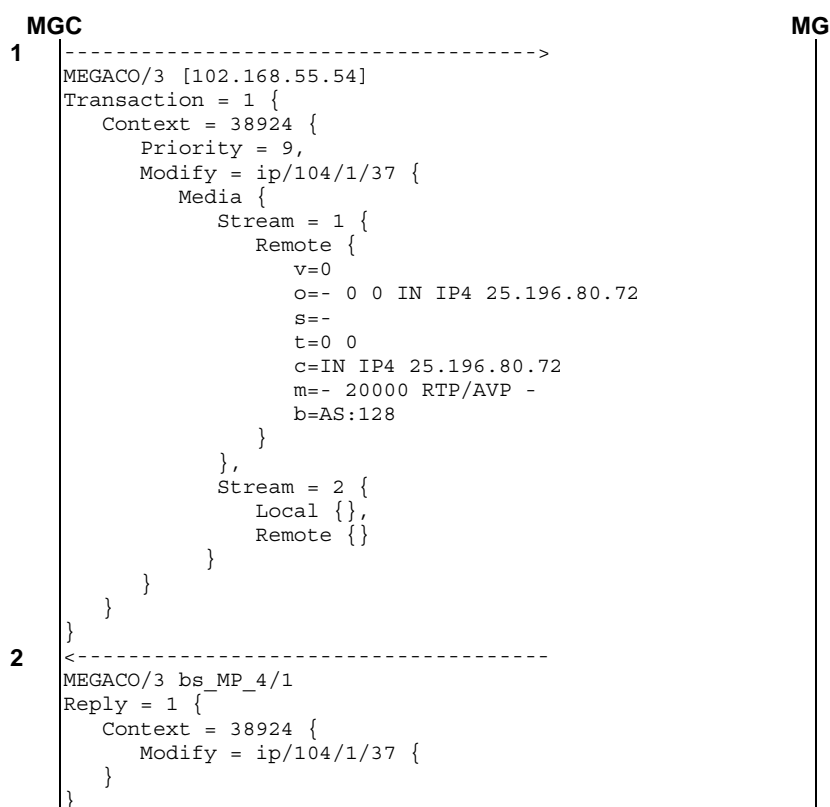


Figure 15a: H.248 Message Sequence Example - Session Establishment Update - Delete Stream

## 5.18.3 Mid-Session Update

During an established session changes can be performed on existing connections. Examples of these changes are changes in the remote port, changes in the remote address and port, and changes in bandwidth allocation due to changed codec.

## 5.18.3.1 Mid-Session Update - Bandwidth Change

This procedure may be used by the MGC when the media plane bandwidth of an established session is modified.



Table 109: Message Contents - Mid-Session Update - Bandwidth Change

Mid-Session Update - Bandwidth Change							
H.248 Command	Descriptor	Descriptor	Descriptor	Properties, Events, Statistics, Signals	Connection Point Address, IP address information and Bearer Information	Support	Notes
Modify Request (MGC to MG)					Context ID=specified	M	
					Termination ID=specified	M	
	Media					M	
		Stream				O	
			Local Control			O	
				mode		O	
				ds/dscp		O	
				ds/tb		O	
				nt/jit		O	
				mpls/stack		O	
				vlan/tags		O	
				vlan/pri		O	
				gm/saf		O	5.18.1.1.1
				gm/spf		O	5.18.1.1.1
				gm/sam		O	5.18.1.1.1
				gm/spr		O	5.18.1.1.1
				gm/sprr		O	5.18.1.1.1
				gm/rsb		O	
				gm/esas		O	
				gm/lsa		O	
				gm/esps		O	
				gm/lsp		O	
				mgcinfo/db		O	
				tman/pdr		O	
				tman/mbs		O	
				tman/dvt		O	
				tman/sdr		O	
				tman/pol		O	
				ipdc/realm		O	5.18.1.1.2
			Local			O	
					<b>SDP Information</b>	O	
					Version	O	
					<b>SDP Information</b>	O	
				Session Name	O		
				<b>SDP Information</b>	O		
				Origin	O		
				<b>SDP Information</b>	O		
				Timing	O		
				<b>Address Type</b>	M		
				IP4 or IP6	M		
				<b>Address Information</b>	M		
				IP Address	M		
				<b>Address Information</b>	M		
				Port	M		
				<b>Bearer Information</b>	M	See note 2 of table 87	
				Transport	M		

Mid-Session Update - Bandwidth Change							
H.248 Command	Descriptor	Descriptor	Descriptor	Properties, Events, Statistics, Signals	Connection Point Address, IP address information and Bearer Information	Support	Notes
					Bearer Information Media format and type	O	
					Bearer Information Bandwidth	M	
			Remote			O	
					SDP Information Version	O	
					SDP Information Session Name	O	
					SDP Information Origin	O	
					SDP Information Timing	O	
					Address Type IP4 or IP6	M	
					Address Information IP Address	M	
					Address Information Port	M	
					Bearer Information Transport	M	See note 2 of table 87
					Bearer Information Media format and type	O	
					Bearer Information Bandwidth	M	
					Attribute Information RTCP	O	
	Events					O	
				adid/ipstop		O	
					dt	O	
					dir	O	
				g/cause		O	
				nt/netfail		O	
				nt/qualert		O	
				scr/cr		O	
					si	O	
					dur	O	
					per	O	
					max	O	
					min	O	
					nor	O	
					rt	O	
					typ	O	
					val	O	
					dev	O	
					com	O	
					dir	O	
				hangterm/th		O	
				b	timerx	O	

Table 110: Message Contents - Mid-Session Update - Bandwidth Change Ack

Mid-Session Update - Bandwidth Change Ack							
H.248 Command	Descriptor	Descriptor	Descriptor	Properties, Events, Statistics, Signals	Connection Point Address, IP address information and Bearer Information	Support	Notes
Modify Reply (MG to MGC)					Context ID=specified	M	
					Termination ID=specified	M	

## 5.18.3.1.1 Mid-Session Update - Bandwidth Change - Examples

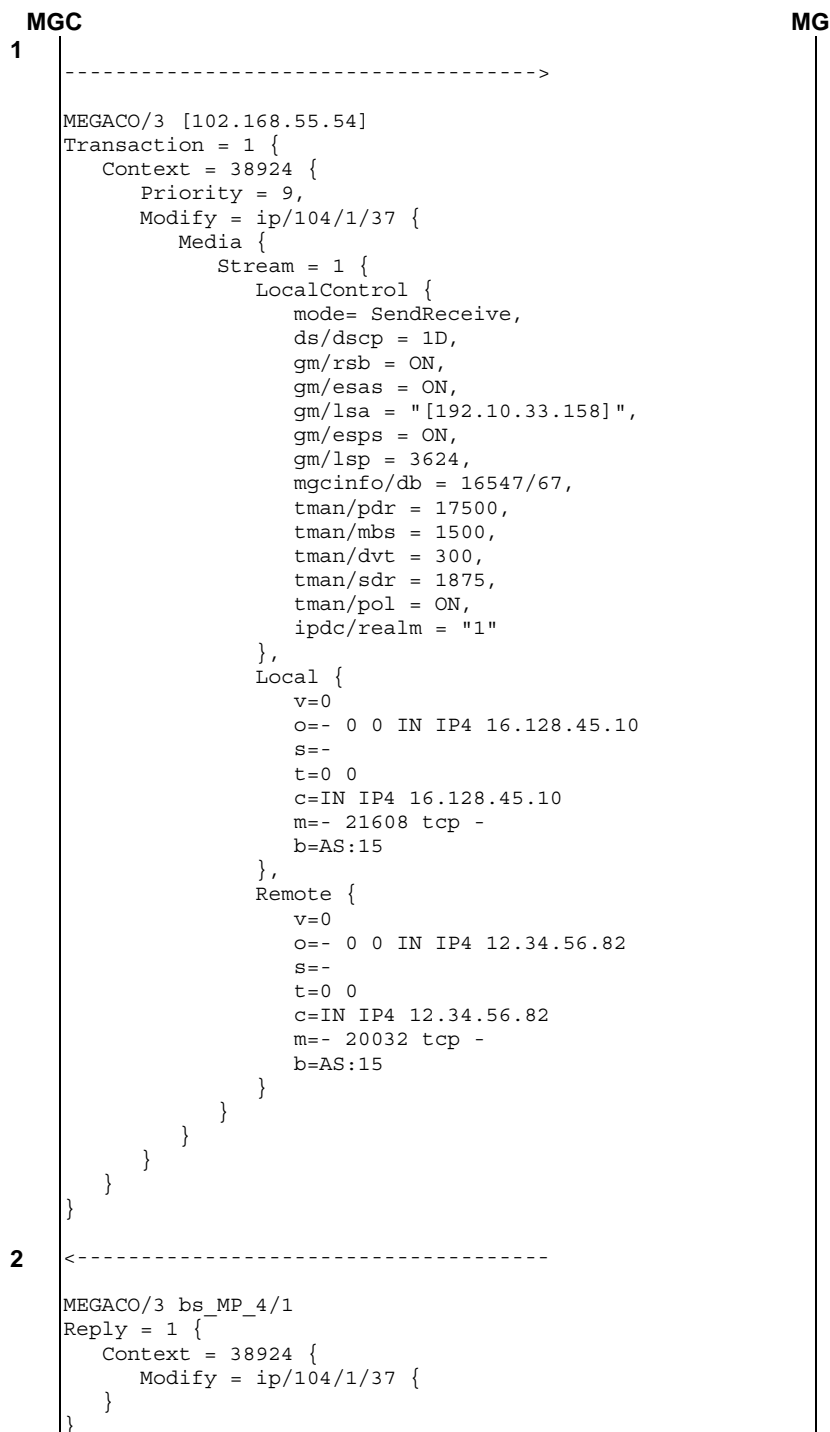


Figure 16: H.248 Message Sequence Example - Mid-Session Update - Bandwidth Change

## 5.18.3.2 Mid-Session Update - Media Change

This procedure may be used by the MGC when the transport and/or media format and/or media type of an established session is modified.

Table 111: Message Contents - Mid-Session Update - Media Change

Mid-Session Update - Media Change											
H.248 Command	Descriptor	Descriptor	Descriptor	Properties, Events, Statistics, Signals	Connection Point Address, IP address information and Bearer Information	Support	Notes				
Modify Request (MGC to MG)	Media	Stream	Local Control		Context ID=specified	M					
					Termination ID=specified	M					
						M					
						O					
						O					
					mode	O					
					ds/dscp	O					
					ds/tb	O					
					nt/jit	O					
					mpls/stack	O					
					vlan/tags	O					
					vlan/pri	O					
					gm/saf	O	5.18.1.1.1				
					gm/spf	O	5.18.1.1.1				
					gm/sam	O	5.18.1.1.1				
					gm/spr	O	5.18.1.1.1				
					gm/sprr	O	5.18.1.1.1				
					gm/rsb	O					
					gm/esas	O					
					gm/lsa	O					
					gm/esps	O					
					gm/lsp	O					
					mgcinfo/db	O					
					tman/pdr	O					
					tman/mbs	O					
					tman/dvt	O					
					tman/sdr	O					
					tman/pol	O					
					ipdc/realm	O	5.18.1.1.2				
							Local		<b>SDP Information</b> Version	O	
									<b>SDP Information</b> Session Name	O	
									<b>SDP Information</b> Origin	O	
									<b>SDP Information</b> Timing	O	
					<b>Address Type</b> IP4 or IP6	M					
					<b>Address Information</b> IP Address	M					
					<b>Address Information</b> Port	M					
					<b>Bearer Information</b> Transport	M	See note 2 of table 87				
					<b>Bearer Information</b> Media format and type	O					
					<b>Bearer Information</b> Bandwidth	M					
			Remote		<b>SDP Information</b> Version	O					
					<b>SDP Information</b> Session Name	O					
					<b>SDP Information</b> Origin	O					
					<b>SDP Information</b> Timing	O					

Mid-Session Update - Media Change							
H.248 Command	Descriptor	Descriptor	Descriptor	Properties, Events, Statistics, Signals	Connection Point Address, IP address information and Bearer Information	Support	Notes
					Address Type IP4 or IP6	M	
					Address Information IP Address	M	
					Address Information Port	M	
					Bearer Information Transport	M	See note 2 of table 87
					Bearer Information Media format and type	O	
					Bearer Information Bandwidth	M	
					Attribute Information RTCP	O	
	Signals			ipnapt/latch		O	
				napt		O	
	Events			adid/ipstop		O	
				dt		O	
				dir		O	
				g/cause		O	
				nt/netfail		O	
				nt/qualert		O	
				scr/cr		O	
				si		O	
				dur		O	
				per		O	
				max		O	
				min		O	
				nor		O	
				rt		O	
				typ		O	
				val		O	
				dev		O	
				com		O	
				dir		O	
				hangterm/th		O	
				b	timerx	O	

Table 112: Message Contents - Mid-Session Update - Media Change Ack

Mid-Session Update - Media Change Ack							
H.248 Command	Descriptor	Descriptor	Descriptor	Properties, Events, Statistics, Signals	Connection Point Address, IP address information and Bearer Information	Support	Notes
Modify Reply (MG to MGC)					Context ID=specified	M	
					Termination ID=specified	M	

## 5.18.3.2.1 Mid-Session Update - Media Change - Examples

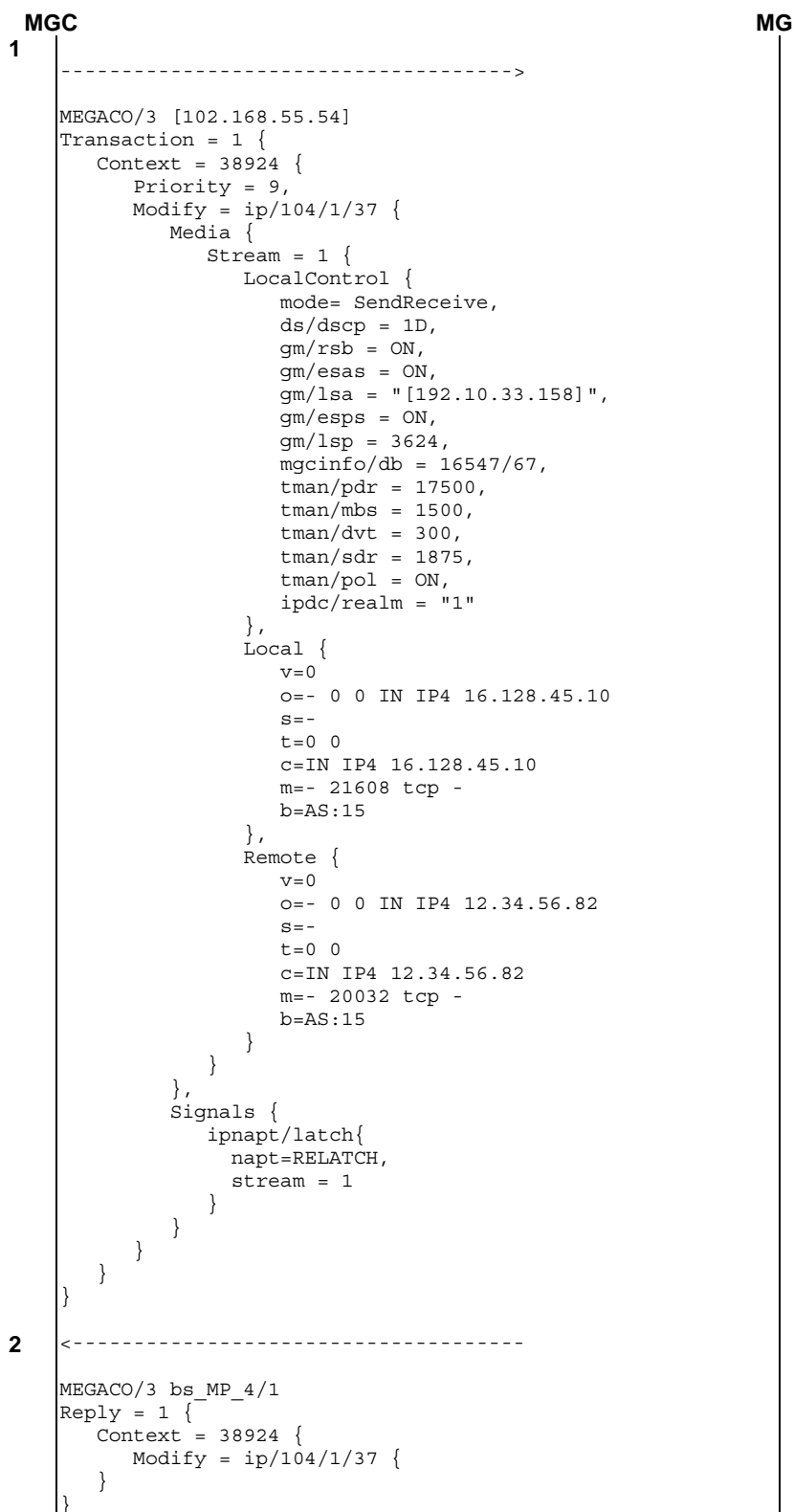
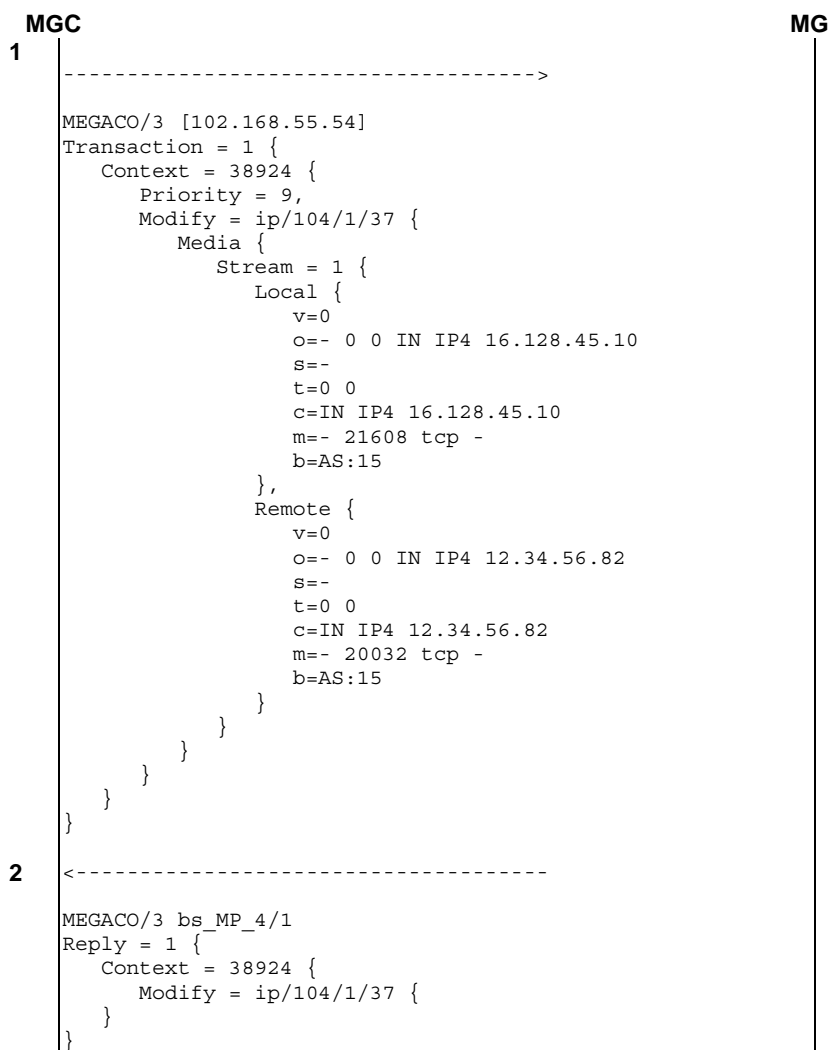


Figure 17: H.248 Message Sequence Example - Mid-Session Update - Media Change



**Figure 18: H.248 Message Sequence Example - Mid-Session Update - Media Change, No NAT, No change of through connection or policing (sdr)**

### 5.18.3.3 Mid-Session Update - Remote Addr/Port Change

This procedure may be used by the MGC when the address and/or port of the remote end is modified in an established session.

**Table 113: Message Contents - Mid-Session Update - Remote Addr/Port Change**

Mid-Session Update - Remote Addr/Port Change								
H.248 Command	Descriptor	Descriptor	Descriptor	Properties, Events, Statistics, Signals	Connection Point Address, IP address information and Bearer Information	Support	Notes	
Modify Request (MGC to MG)					Context ID=specified	M		
					Termination ID=specified	M		
	Media	Stream		Local Control			O	
					mode		O	
					ds/dscp		O	
					ds/tb		O	
					nt/jit		O	
					mpls/stack		O	
					vlan/tags		O	

Mid-Session Update - Remote Addr/Port Change							
H.248 Command	Descriptor	Descriptor	Descriptor	Properties, Events, Statistics, Signals	Connection Point Address, IP address information and Bearer Information	Support	Notes
				vlan/pri		O	
				gm/saf		O	5.18.1.1.1
				gm/spf		O	5.18.1.1.1
				gm/sam		O	5.18.1.1.1
				gm/spr		O	5.18.1.1.1
				gm/sprr		O	5.18.1.1.1
				gm/rsb		O	
				gm/esas		O	
				gm/lsa		O	
				gm/esps		O	
				gm/lsp		O	
				mgcinfo/db		O	
				tman/pdr		O	
				tman/mbs		O	
				tman/dvt		O	
				tman/sdr		O	
				tman/pol		O	
				ipdc/realm		O	5.18.1.1.2
			Local			O	
					<b>SDP Information</b> Version	O	
					<b>SDP Information</b> Session Name	O	
					<b>SDP Information</b> Origin	O	
					<b>SDP Information</b> Timing	O	
					<b>Address Type</b> IP4 or IP6	M	
					<b>Address Information</b> IP Address	M	
					<b>Address Information</b> Port	M	
					<b>Bearer Information</b> Transport	M	See note 2 of table 87
					<b>Bearer Information</b> Media format and type	O	
					<b>Bearer Information</b> Bandwidth	M	
			Remote		<b>SDP Information</b> Version	O	
					<b>SDP Information</b> Session Name	O	
					<b>SDP Information</b> Origin	O	
					<b>SDP Information</b> Timing	O	
					<b>Address Type</b> IP4 or IP6	M	
					<b>Address Information</b> IP Address	M	
					<b>Address Information</b> Port	M	
					<b>Bearer Information</b> Transport	M	See note 2 of table 87
					<b>Bearer Information</b> Media format and type	O	
					<b>Bearer Information</b> Bandwidth	M	



Mid-Session Update - Remote Addr/Port Change							
H.248 Command	Descriptor	Descriptor	Descriptor	Properties, Events, Statistics, Signals	Connection Point Address, IP address information and Bearer Information	Support	Notes
					Attribute Information RTCP	O	
	Signals			ipnapt/latch		O	
					napt	O	
	Events			adid/ipstop		O	
					dt	O	
					dir	O	
				g/cause		O	
				nt/netfail		O	
				nt/qualert		O	
				scr/cr		O	
					si	O	
					dur	O	
					per	O	
					max	O	
					min	O	
					nor	O	
					rt	O	
					typ	O	
					val	O	
					dev	O	
					com	O	
					dir	O	
				hangterm/thb		O	
					timerx	O	

Table 114: Message Contents - Mid-Session Update - Remote Addr/Port Change Ack

Mid-Session Update - Remote Addr/Port Change Ack							
H.248 Command	Descriptor	Descriptor	Descriptor	Properties, Events, Statistics, Signals	Connection Point Address, IP address information and Bearer Information	Support	Notes
Modify Reply (MG to MGC)					Context ID=specified	M	
					Termination ID=specified	M	

## 5.18.3.3.1

## Mid-Session Update - Remote Addr/Port Change - Examples

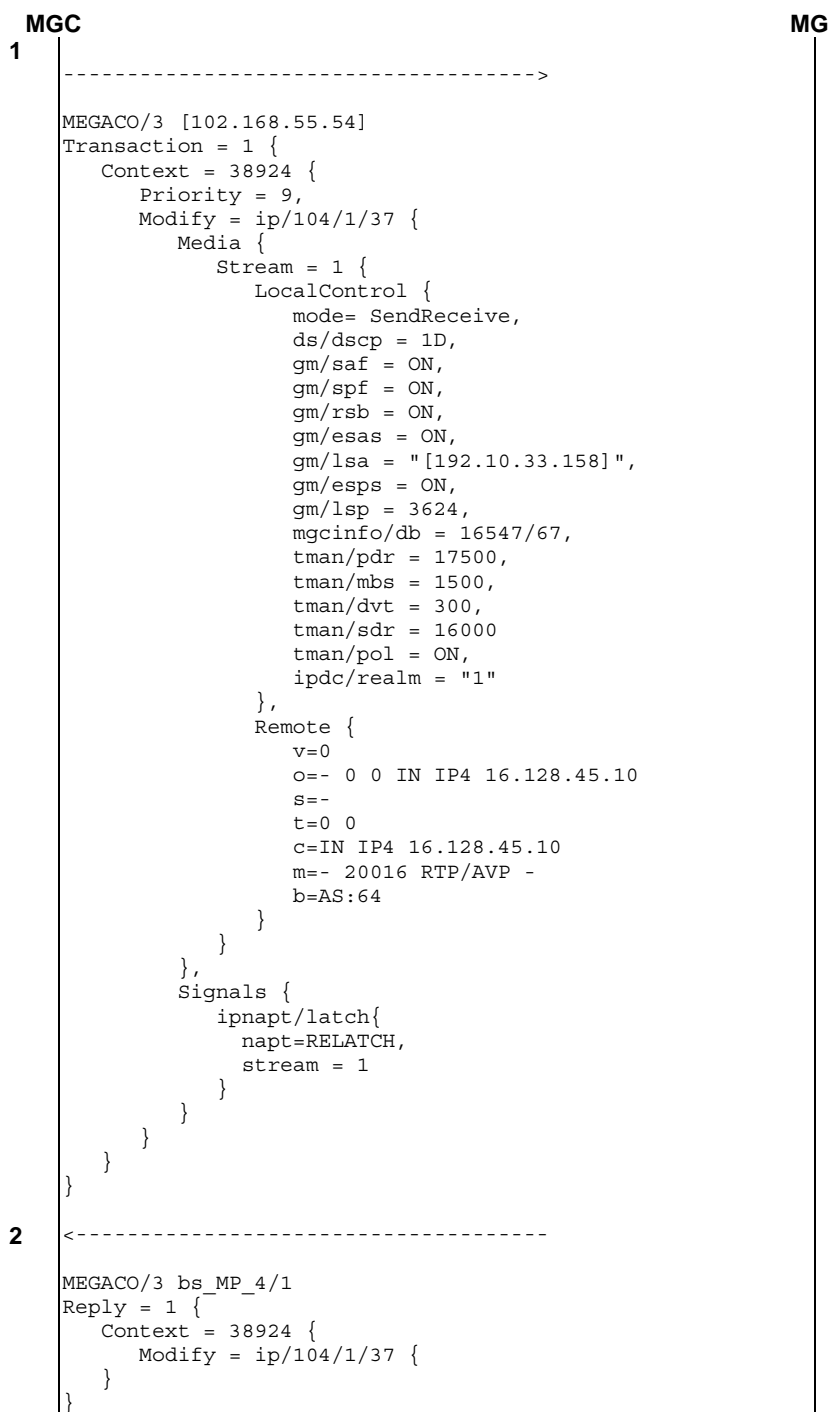



Figure 19: H.248 Message Sequence Example - Mid-Session Update - Remote Addr/Port Change



**Figure 20: H.248 Message Sequence Example - Mid-Session Update - Remote Addr/Port Change, No NAT, No Bandwidth Change**

5.18.3.4 Mid-Session Update - Add Stream, Remote Addr and Port Known, Select Local Addr and Port

This procedure may be used by the MGC when the address and port of the remote end to be used for the added stream are known to the MGC.

**Table 115: Message Contents - Mid-Session Update - Add Stream, Remote Addr and Port Known, Select Local Addr and Port**

Mid-Session Update - Add Stream, Remote Addr and Port Known, Select Local Addr and Port							
H.248 Command	Descriptor	Descriptor	Descriptor	Properties, Events, Statistics, Signals	Connection Point Address, IP address information and Bearer Information	Support	Notes
Modify Request (MGC to MG)					Context ID=specified	M	
					Termination ID=specified	M	
	Media					M	
		Stream				M	
			Local Control			M	
				mode		M	
				ds/dscp		O	
				ds/tb		O	
				nt/jit		O	
				mpls/stack		O	
				vlan/tags		O	
				vlan/pri		O	
				gm/saf		O	5.18.1.1.1
				gm/spf		O	5.18.1.1.1
			gm/rsb		O		
			gm/esas		O		
			gm/lsa		O		

Mid-Session Update - Add Stream, Remote Addr and Port Known, Select Local Addr and Port								
H.248 Command	Descriptor	Descriptor	Descriptor	Properties, Events, Statistics, Signals	Connection Point Address, IP address information and Bearer Information	Support	Notes	
				gm/esps		O		
				gm/lsp		O		
				gm/sam		O		
				gsm/spr		O		
				gsm/sprr		O		
				mgcinfo/db		O		
				tman/pdr		O		
				tman/mbs		O		
				tman/dvt		O		
				tman/sdr		O		
				tman/pol		O		
				ipdc/realm		O	5.18.1.1.2	
				Statistics		O	See note	
				Local				
						<b>SDP Information</b> Version	O	
						<b>SDP Information</b> Session Name	O	
						<b>SDP Information</b> Origin	O	
						<b>SDP Information</b> Timing	O	
						<b>Address Type</b> IP4 or IP6	M	
						<b>Address Information</b> IP Address= (\$ or specific)	M	
						<b>Address Information</b> Port=(\$ or specific)	M	
						<b>Bearer Information</b> Transport	M	See note 2 of table 87
						<b>Bearer Information</b> Media format and type	O	
						<b>Bearer Information</b> Bandwidth	M	
					Remote			
						<b>SDP Information</b> Version	O	
						<b>SDP Information</b> Session Name	O	
						<b>SDP Information</b> Origin	O	
						<b>SDP Information</b> Timing	O	
						<b>Address Type</b> IP4 or IP6	M	
						<b>Address Information</b> IP Address	M	
						<b>Address Information</b> Port	M	
						<b>Bearer Information</b> Transport	M	See note 2 of table 87
			<b>Bearer Information</b> Media format and type	O				
			<b>Bearer Information</b> Bandwidth	M				
			<b>Attribute Information</b> RTCP	O				
Signals					O			
			ipnapt/latch		O			
			napt		O			
Events					O			
			adid/ipstop		O			

Mid-Session Update - Add Stream, Remote Addr and Port Known, Select Local Addr and Port							
H.248 Command	Descriptor	Descriptor	Descriptor	Properties, Events, Statistics, Signals	Connection Point Address, IP address information and Bearer Information	Support	Notes
					dt	O	
					dir	O	
				g/cause		O	
				nt/netfail		O	
				nt/qualert		O	
				scr/cr		O	
					si	O	
					dur	O	
					per	O	
					max	O	
					min	O	
					nor	O	
					rt	O	
					typ	O	
					val	O	
					dev	O	
					com	O	
					dir	O	
				hangterm/th		O	
				b	timerx	O	

NOTE: The MGC may request any statistic within those supported.

**Table 116: Message Contents - Mid-Session Update - Add Stream, Remote Addr and Port Known, Select Local Addr and Port Ack**

Mid-Session Update - Add Stream, Remote Addr and Port Known, Select Local Addr and Port Ack								
H.248 Command	Descriptor	Descriptor	Descriptor	Properties, Events, Statistics, Signals	Connection Point Address, IP address information and Bearer Information	Support	Notes	
Modify Reply (MG to MGC)					Context ID=specified	M		
					Termination ID=specified	M		
	Media					M		
		Stream				M		
			Local			<b>SDP Information</b>	M	
						Version		
						<b>SDP Information</b>	M	
						Session Name		
						<b>SDP Information</b>	M	
						Origin		
						<b>SDP Information</b>	M	
						Timing		
						<b>Address Type</b>	M	
						IP4 or IP6		
					<b>Address Information</b>	M		
					IP Address			
					<b>Address Information</b>	M		
					Port			
					<b>Bearer Information</b>	M		
					Transport			
					<b>Bearer Information</b>	O		
					Media format and type			
					<b>Bearer Information</b>	M		
					Bandwidth			

## 5.18.3.4.1

## Mid-Session Update - Add Stream, Remote Addr and Port Known, Select Local Addr and Port - Examples

```

MGC
1 ----->
MEGACO/3 [102.168.55.54]
Transaction = 1 {
  Context = 38924 {
    Priority = 9,
    Modify = ip/104/1/37 {
      Media {
        Stream = 2 {
          LocalControl {
            mode= Inactive,
            ds/dscp = 1D,
            gm/saf = ON,
            gm/spf = ON,
            gm/rsb = ON,
            gm/esas = ON,
            gm/lsa = "[192.10.33.158]",
            gm/esps = ON,
            gm/lsp = 3624,
            mgcinfo/db = 16547/67,
            tman/pdr = 17500,
            tman/mbs = 1500,
            tman/dvt = 300,
            tman/sdr = 16000,
            tman/pol = ON,
            ipdc/realm = "1"
          },
          Local {
            v=0
            c=IN IP4 $
            m=- $ RTP/AVP -
            b=AS:128
          },
          Remote {
            v=0
            o=- 0 0 IN IP4 25.196.80.72
            s=-
            t=0 0
            c=IN IP4 25.196.80.72
            m=- 20000 RTP/AVP -
            b=AS:128
          }
        }
      },
      Signals {
        ipnapt/latch{
          napt=LATCH,
          stream = 2
        }
      }
    }
  }
}

2 <-----
MEGACO/3 bs_MP_4/1
Reply = 1 {
  Context = 38924 {
    Modify = ip/104/1/37 {
      Media {
        Stream = 2 {
          Local {
            v=0
            o=- 0 0 IN IP4 129.192.57.2
            s=-
            t=0 0
            c=IN IP4 129.192.57.2
            m=- 56858 RTP/AVP -
            b=AS:128
          }
        }
      }
    }
  }
}

```



**Figure 21: H.248 Message Sequence Example - Mid-Session Update - Add Stream, Remote Addr and Port Known, Select Local Addr and Port.**

### 5.18.3.5 Mid-Session Update - Add Stream, Remote Addr and Port Unknown, Select Local Addr and Port

This procedure may be used by the MGC when the address and port of the remote end to be used for the added stream are not known to the MGC.

**Table 117: Message Contents - Mid-Session Update - Add Stream, Remote Addr and Port Unknown, Select Local Addr and Port**

Mid-Session Update - Add Stream, Remote Addr and Port Unknown, Select Local Addr and Port							
H.248 Command	Descriptor	Descriptor	Descriptor	Properties, Events, Statistics, Signals	Connection Point Address, IP address information and Bearer Information	Support	Notes
Modify Request (MGC to MG)					Context ID=specified	M	
					Termination ID=specified	M	
	Media					M	
		Stream				M	
			Local Control			O	
				mode		O	
				ds/dscp		O	
				ds/tb		O	
				nt/jit		O	
				mpls/stack		O	
				vlan/tags		O	
				vlan/pri		O	
				gm/saf		O	5.18.1.1.1
				gm/spf		O	5.18.1.1.1
				gm/rsb		O	
				gm/esas		O	
				gm/lssa		O	
				gm/esps		O	
				gm/lsp		O	
				gm/sam		O	
				gsm/spr		O	
				gsm/spr		O	
				mgcinfo/db		O	
				tman/pdr		O	
				tman/mbs		O	
				tman/dvt		O	
				tman/sdr		O	
			tman/pol		O		
			ipdc/realm		O	5.18.1.1.2	
		Statistics			O	See note	

Mid-Session Update - Add Stream, Remote Addr and Port Unknown, Select Local Addr and Port							
H.248 Command	Descriptor	Descriptor	Descriptor	Properties, Events, Statistics, Signals	Connection Point Address, IP address information and Bearer Information	Support	Notes
			Local		<b>SDP Information</b> Version	O	
					<b>SDP Information</b> Session Name	O	
					<b>SDP Information</b> Origin	O	
					<b>SDP Information</b> Timing	O	
					<b>Address Type</b> IP4 or IP6	M	
					<b>Address Information</b> IP Address= (\$ or specific)	M	
					<b>Address Information</b> Port=(\$ or specific)	M	
					<b>Bearer Information</b> Transport	M	See note 2 of table 87
					<b>Bearer Information</b> Media format and type	O	
					<b>Bearer Information</b> Bandwidth	M	
	Signals			ipnapt/latch		O	
				napt		O	
	Events			adid/ipstop		O	
				dt		O	
				dir		O	
				g/cause		O	
				nt/netfail		O	
				nt/qualert		O	
				scr/cr		O	
				si		O	
				dur		O	
				per		O	
				max		O	
				min		O	
				nor		O	
				rt		O	
				typ		O	
				val		O	
				dev		O	
				com		O	
				dir		O	
				hangterm/th		O	
				b	timerx	O	

NOTE: The MGC may request any statistic within those supported.



**Table 118: Message Contents - Mid-Session Update - Add Stream, Remote Addr and Port Unknown, Select Local Addr and Port Ack**

<b>Mid-Session Update - Add Stream, Remote Addr and Port Unknown, Select Local and Addr Port Ack</b>							
<b>H.248 Command</b>	<b>Descriptor</b>	<b>Descriptor</b>	<b>Descriptor</b>	<b>Properties, Events, Statistics, Signals</b>	<b>Connection Point Address, IP address information and Bearer Information</b>	<b>Support</b>	<b>Notes</b>
Modify Reply (MG to MGC)					Context ID=specified	M	
					Termination ID=specified	M	
	Media					M	
		Stream				M	
			Local				
					<b>SDP Information</b> Version	M	
					<b>SDP Information</b> Session Name	M	
					<b>SDP Information</b> Origin	M	
					<b>SDP Information</b> Timing	M	
					<b>Address Type</b> IP4 or IP6	M	
					<b>Address Information</b> IP Address	M	
					<b>Address Information</b> Port	M	
					<b>Bearer Information</b> Transport	M	
					<b>Bearer Information</b> Media format and type	O	
				<b>Bearer Information</b> Bandwidth	M		

## 5.18.3.5.1

## Mid-Session Update - Add Stream - Examples

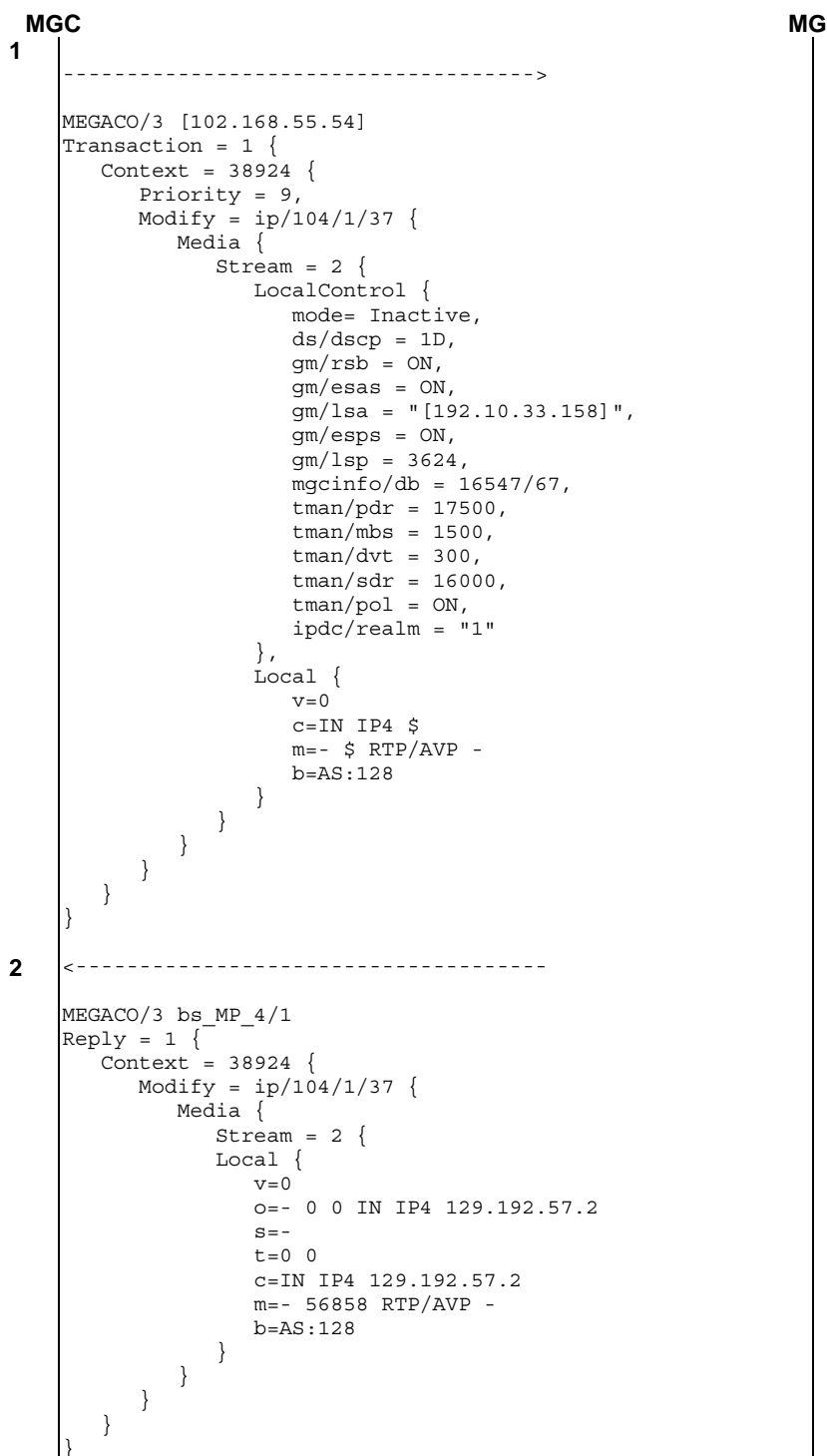


Figure 22: H.248 Message Sequence Example - Mid-Session Update - Add Stream

## 5.18.3.6 Mid-Session Update - Delete Stream

This procedure may be used by the MGC when a stream is removed from an established session.

Table 119: Message Contents - Mid-Session Update - Delete Stream

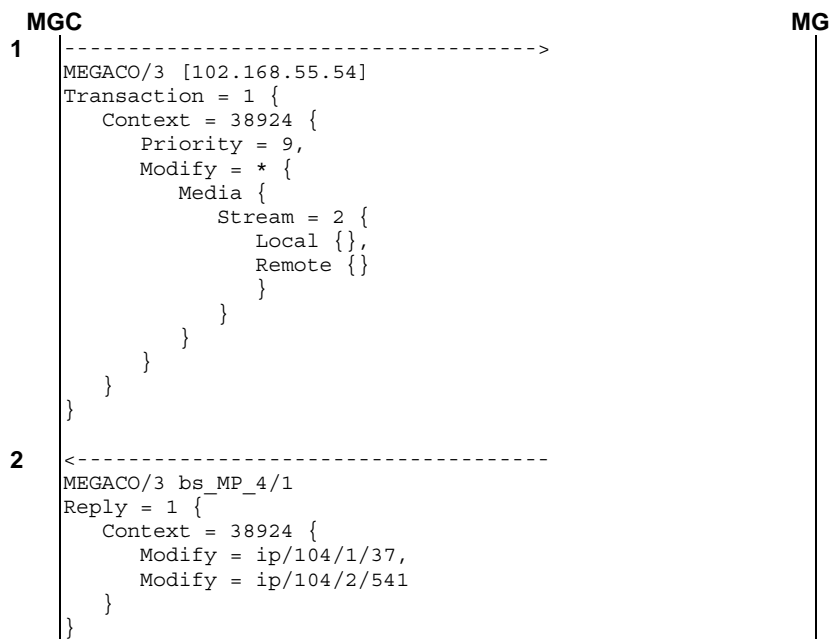
Mid-Session Update - Delete Stream							
H.248 Command	Descriptor	Descriptor	Descriptor	Properties, Events, Statistics, Signals	Connection Point Address, IP address information and Bearer Information	Support	Notes
Modify Request (MGC to MG)					Context ID=specified	M	
					Termination ID=specified or Termination ID=*	M	
	Media					M	
		Stream				M	
			Local			M	
			Remote			M	
	Audit					O	
		Media				O	
			Stream			O	
				Statistics	*/*	O	

Table 120: Message Contents - Mid-Session Update - Delete Stream Ack


Mid-Session Update - Delete Stream Ack							
H.248 Command	Descriptor	Descriptor	Descriptor	Properties, Events, Statistics, Signals	Connection Point Address, IP address information and Bearer Information	Support	Notes
Modify Reply (MG to MGC)					Context ID=specified	M	
					Termination ID=specified	M	
	Media					O	
		Stream				O	
			Statistics			O	
				gm/dp		O	
				nt/*		O	
				rtp/*		O	
				rtpad/*		O	
				lstat/*		O	
				tman/*		O	

## 5.18.3.6.1

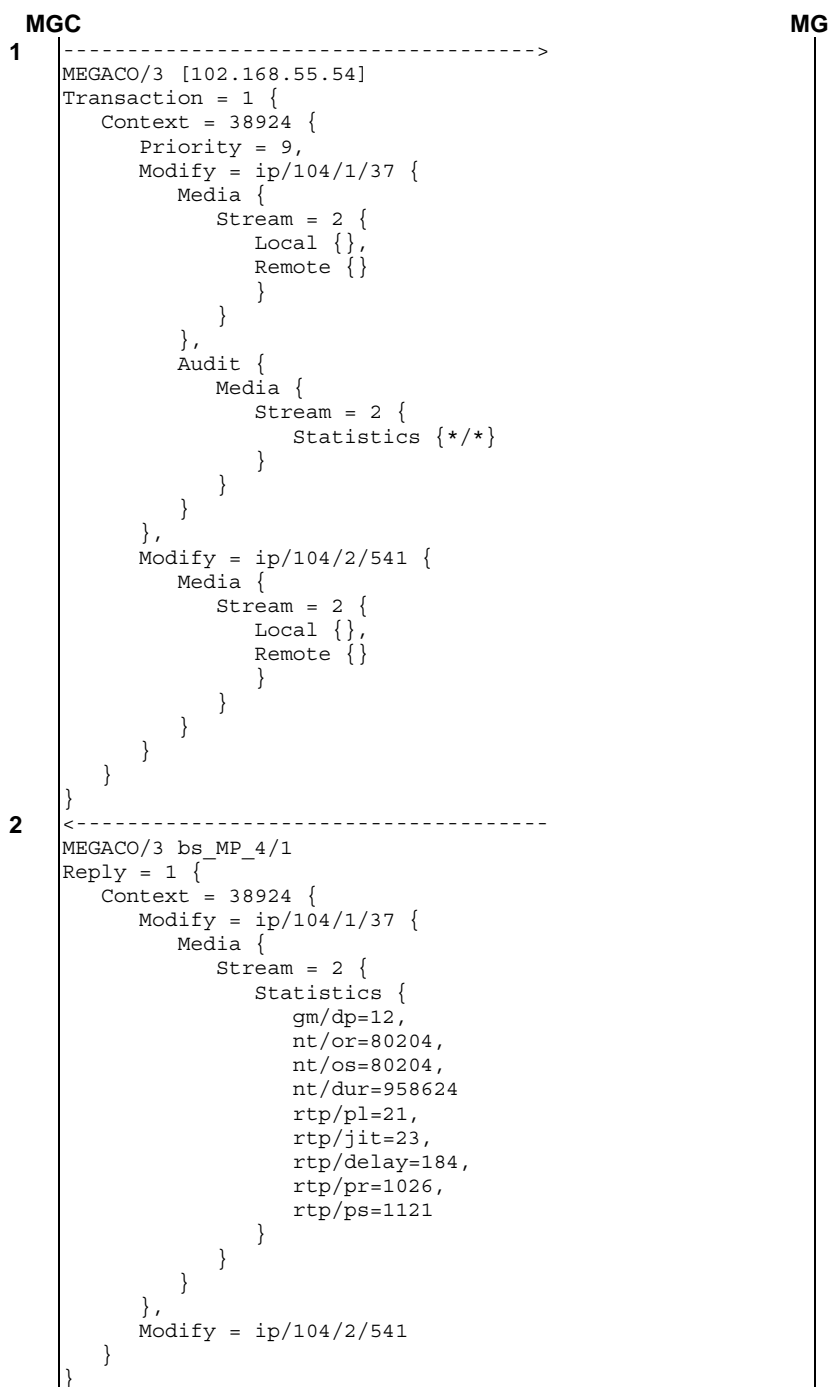
## Mid-Session Update - Delete Stream - Examples



**Figure 23: H.248 Message Sequence Example - Mid-Session Update - Delete Stream, No Statistics Required**



**Figure 24: H.248 Message Sequence Example - Mid-Session Update - Delete Stream, Statistics Required**



**Figure 25: H.248 Message Sequence Example - Mid-Session Update - Delete Stream, Statistics Required on one Termination**

### 5.18.3.7 Mid-Session Update - Add Stream, Remote Addr Known and Port Possibly Known, no Local Addr and Port

This procedure may be used by the MGC when the address and possibly the port of the remote end is known to the MGC, but the local address and port cannot be assigned due to that the MG shall operate in NA(P)T-less B2BIH mode (see 5.17.1.2.4.1). This procedure may be part of the first stage of a two-stage reservation.

**Table 120a: Message Contents - Mid-Session Update - Add Stream, Remote Addr Known and Port Possibly Known, no Local Addr and Port**


Mid-Session Update - Add Stream, Remote Addr Known and Port Possibly Known, no Local Addr and Port								
H.248 Command	Descriptor	Descriptor	Descriptor	Properties, Events, Statistics, Signals	Connection Point Address, IP address information and Bearer Information	Support	Notes	
Modify Request (MGC to MG)					Context ID=specified	M		
					Termination ID=specified	M		
		Media				M		
			Stream			M		
				Local Control	ipdc/realm		M	
				Statistics			O	See note
				Remote		<b>SDP Information</b> Version	O	
						<b>SDP Information</b> Session Name	O	
						<b>SDP Information</b> Origin	O	
						<b>SDP Information</b> Timing	O	
						<b>Address Type</b> IP4 or IP6	M	
						<b>Address Information</b> IP Address	M	
						<b>Address Information</b> Port	O	
						<b>Bearer Information</b> Transport	O	See note 2 of table 87
						<b>Bearer Information</b> Media format and type	O	
						<b>Bearer Information</b> Bandwidth	O	
						<b>Attribute Information</b> RTCP	O	
		Events					O	
					hangterm/thb		O	
						timerx	O	

NOTE: The MGC may request any statistic within those supported.

**Table 120b: Message Contents - Mid-Session Update - Add Stream, Remote Addr Known and Port Possibly Known, no Local Addr and Port Ack**

Mid-Session Update - Add Stream, Remote Addr Known and Port Possibly Known, no Local Addr and Port Ack							
H.248 Command	Descriptor	Descriptor	Descriptor	Properties, Events, Statistics, Signals	Connection Point Address, IP address information and Bearer Information	Support	Notes
Modify Reply (MG to MGC)					Context ID=specified	M	
					Termination ID=specified	M	

5.18.3.7.1 Mid-Session Update - Add Add Stream, Remote Addr Known and Port Possibly Known, no Local Addr and Port - Examples



**Figure 25a: H.248 Message Sequence Example - Add Stream, Remote Addr Known and Port Possibly Known, no Local Addr and Port**



## 5.18.4 Auditing

### 5.18.4.1 Mid-Session Statistics Audit

This procedure may be used by the MGC when statistics are audited during an established session.

**Table 121: Message Contents - Mid-Session Statistics Audit**

Mid-Session Statistics Audit							
H.248 Command	Descriptor	Descriptor	Descriptor	Properties, Events, Statistics, Signals	Connection Point Address, IP address information and Bearer Information	Support	Notes
AuditValue Request (MGC to MG)					Context ID=specified	M	
					Termination ID=specified or Termination ID=*	M	
	Audit					M	
		Media				M	
			Stream			M	
			Statistics		*/*	M	

**Table 122: Message Contents - Mid-Session Statistics Audit Ack**

Mid-Session Statistics Audit Ack							
H.248 Command	Descriptor	Descriptor	Descriptor	Properties, Events, Statistics, Signals	Connection Point Address, IP address information and Bearer Information	Support	Notes
AuditValue Reply (MG to MGC)					Context ID=specified	M	
					Termination ID=specified	M	
	Media					M	
		Stream				M	
			Statistics			M	
				gm/dp		O	
				nt/*		O	
				rtp/*		O	
				rtpad/*		O	
				lstat/*		O	
			tman/*		O		

## 5.18.4.1.1 Mid-Session Statistics Audit - Example

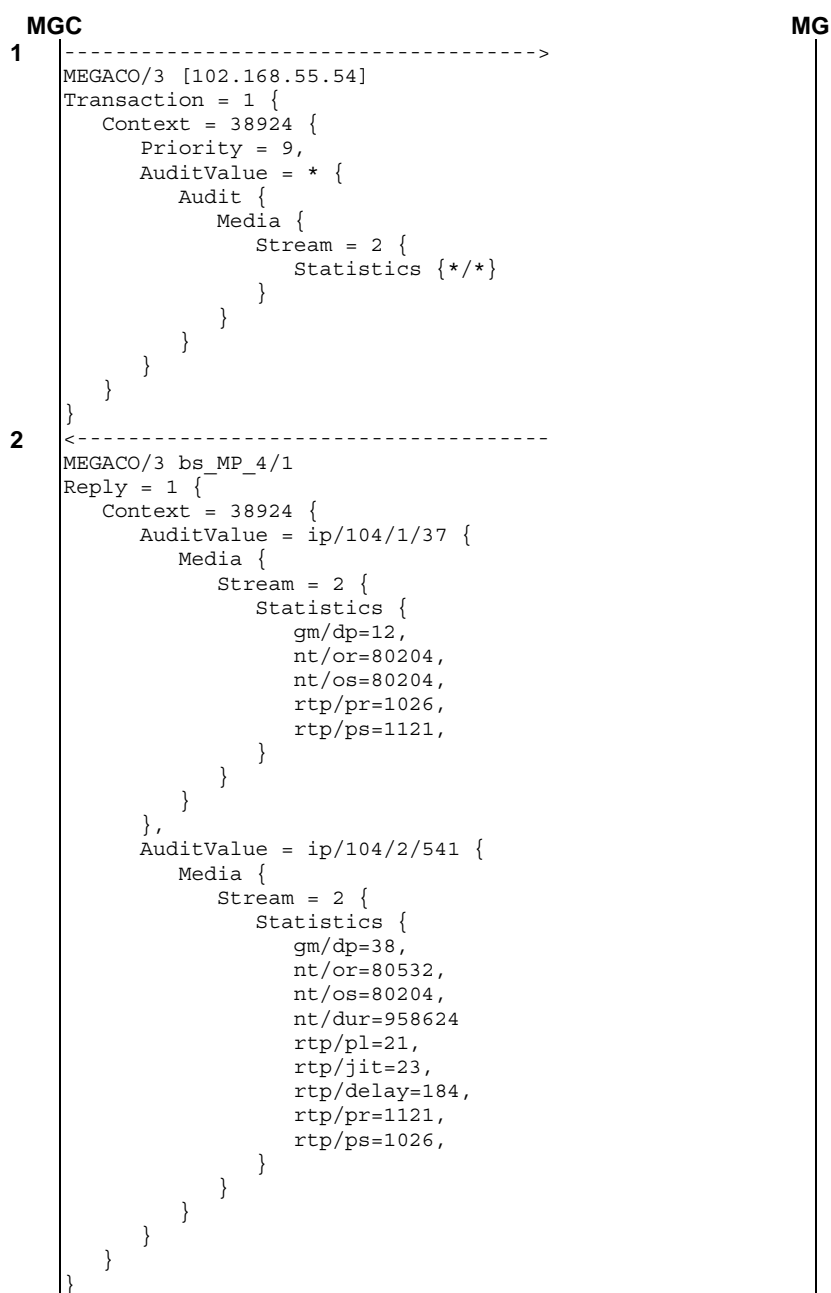


Figure 26: H.248 Message Sequence Example - Mid-Session Statistics Audit

## 5.18.4.2 Mid-Session MGC Info Audit

This procedure may be used by the MGC when the MGC Info is audited during an established session.

**Table 122a: Message Contents - Mid-Session MGC Info Audit**

Mid-Session Statistics Audit							
H.248 Command	Descriptor	Descriptor	Descriptor	Properties, Events, Statistics, Signals	Connection Point Address, IP address information and Bearer Information	Support	Notes
AuditValue Request (MGC to MG)					Context ID=specified	M	
					Termination ID=specified	M	
	Audit					M	
		Media				M	
			Stream			M	
			Local Control			M	
				mgcinfo/db		M	

**Table 122b: Message Contents - Mid-Session MGC Info Audit Ack**

Mid-Session Statistics Audit Ack							
H.248 Command	Descriptor	Descriptor	Descriptor	Properties, Events, Statistics, Signals	Connection Point Address, IP address information and Bearer Information	Support	Notes
AuditValue Reply (MG to MGC)					Context ID=specified	M	
					Termination ID=specified	M	
	Media					M	
		Stream				M	
			Local Control			M	
				mgcinfo/db		M	

5.18.4.2.1 Mid-Session MGC Info Audit - Example



**Figure 26a: H.248 Message Sequence Example - Mid-Session MGC Info Audit**

## 5.18.5 Notification of MG Events

### 5.18.5.1 Notification of IP Media Stop

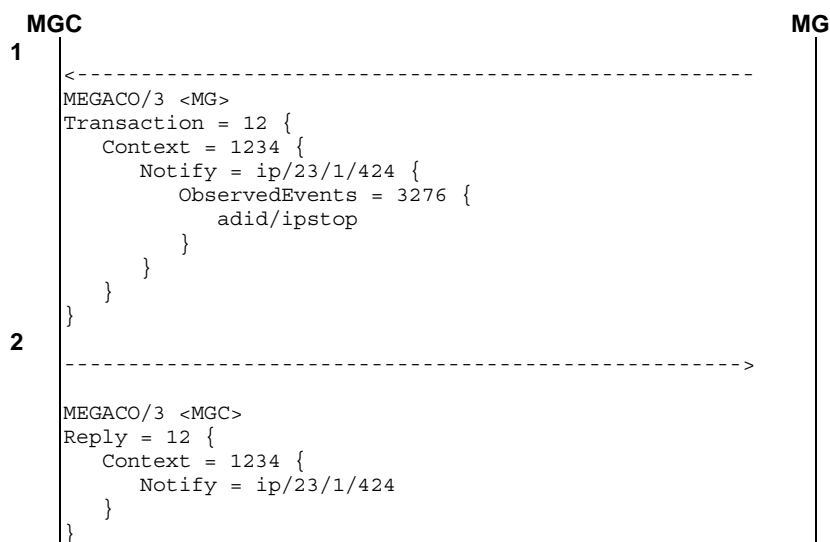
This procedure may be used by the MG when IP media stop has been detected.

**Table 123: Message Contents - Notification of IP Media Stop**

Detection of IP Media Stop							
H.248 Command	Descriptor	Descriptor	Descriptor	Properties, Events, Statistics, Signals	Connection Point Address, IP address information and Bearer Information	Support	Notes
Notify Request (MG to MGC)					Context ID=specified	M	
					Termination ID=specified	M	
	Observed Events					M	
				adid/ipstop		M	

**Table 124: Message Contents - Notification of IP Media Stop Ack**

Detection of IP Media Stop Ack							
H.248 Command	Descriptor	Descriptor	Descriptor	Properties, Events, Statistics, Signals	Connection Point Address, IP address information and Bearer Information	Support	Notes
Notify Reply (MGC to MG)					Context ID=specified	M	
					Termination ID=specified	M	



**Figure 27: H.248 Message Sequence Example - Notification of IP Media Stop**

### 5.18.5.2 Notification of Hanging Termination

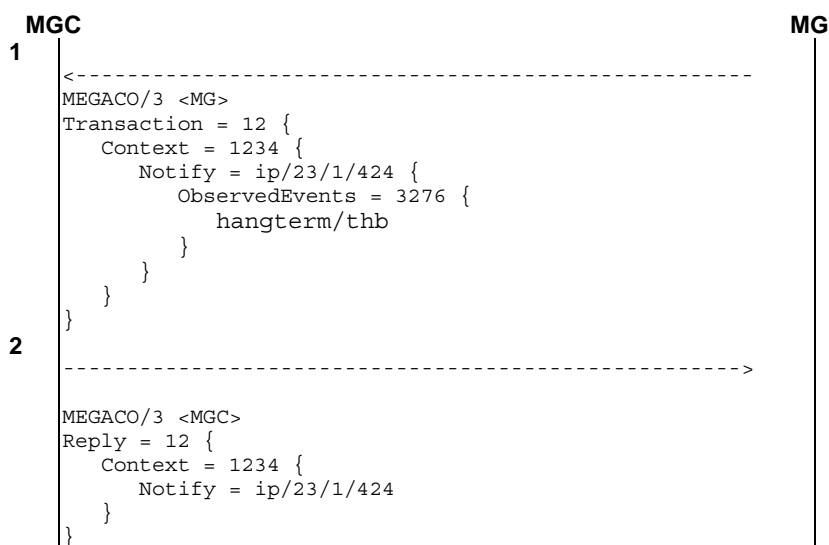
This procedure may be used by the MG when hanging termination has been detected.

**Table 125: Message Contents - Notification of Hanging Termination**

Detection of Hanging Termination							
H.248 Command	Descriptor	Descriptor	Descriptor	Properties, Events, Statistics, Signals	Connection Point Address, IP address information and Bearer Information	Support	Notes
Notify Request (MG to MGC)					Context ID=specified	M	
					Termination ID=specified	M	
	Observed Events					M	
				hangterm/thb		M	

**Table 126: Message Contents - Notification of Hanging Termination Ack**

Detection of Hanging Termination p Ack							
H.248 Command	Descriptor	Descriptor	Descriptor	Properties, Events, Statistics, Signals	Connection Point Address, IP address information and Bearer Information	Support	Notes
Notify Reply (MGC to MG)					Context ID=specified	M	
					Termination ID=specified	M	



**Figure 28: H.248 Message Sequence Example - Notification of Hanging Termination**

### 5.18.5.3 Notification of Statistic Conditional Reporting

This procedure may be used by the MG when condition for statistics reporting has been detected.

Table 127: Message Contents - Notification of Statistic Conditional Reporting

Detection of Statistic Conditional Reporting							
H.248 Command	Descriptor	Descriptor	Descriptor	Properties, Events, Statistics, Signals	Connection Point Address, IP address information and Bearer Information	Support	Notes
Notify Request (MG to MGC)					Context ID=specified	M	
					Termination ID=specified	M	
	Observed Events					M	
				scr/cr		M	
					si	M	
					val	M	

Table 128: Message Contents - Notification of Statistic Conditional Reporting Ack

Detection of Statistic Conditional Reporting p Ack							
H.248 Command	Descriptor	Descriptor	Descriptor	Properties, Events, Statistics, Signals	Connection Point Address, IP address information and Bearer Information	Support	Notes
Notify Reply (MGC to MG)					Context ID=specified	M	
					Termination ID=specified	M	

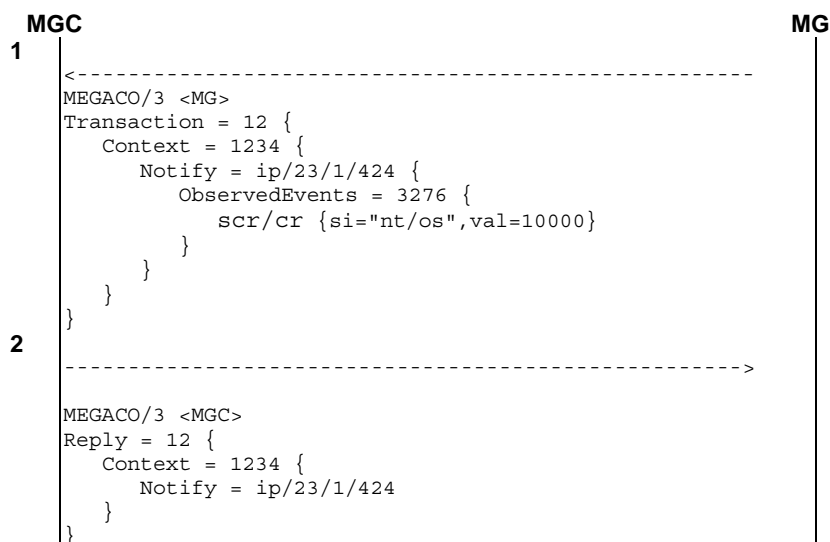


Figure 29: H.248 Message Sequence Example - Notification of Statistic Conditional Reporting

## 5.18.6 Delete Session/Termination

### 5.18.6.1 Delete Session/Termination

This procedure may be used by the MGC when a session is terminated. The MGC may request all or none of the collected stream statistics to be returned in the response.

Table 129: Message Contents - Delete Session/Termination

Delete Session/Termination - Delete Termination							
H.248 Command	Descriptor	Descriptor	Descriptor	Properties, Events, Statistics, Signals	Connection Point Address, IP address information and Bearer Information	Support	Notes
Subtract Request (MGC to MG)					Context ID=specified	M	
					Termination ID=specified or Termination ID=*	M	
	Audit					O	

Table 130: Message Contents - Delete Session/Termination Ack

Delete Session/Termination - Delete Termination Ack							
H.248 Command	Descriptor	Descriptor	Descriptor	Properties, Events, Statistics, Signals	Connection Point Address, IP address information and Bearer Information	Support	Notes
Subtract Reply (MG to MGC)					Context ID=specified	M	
					Termination ID=specified	M	
	Media					O	
		Stream				O	
			Statistics			O	
				gm/dp		O	
				nt/*		O	
				rtp/*		O	
				rtpad/*		O	
				lstat/*		O	
			tman/*		O		

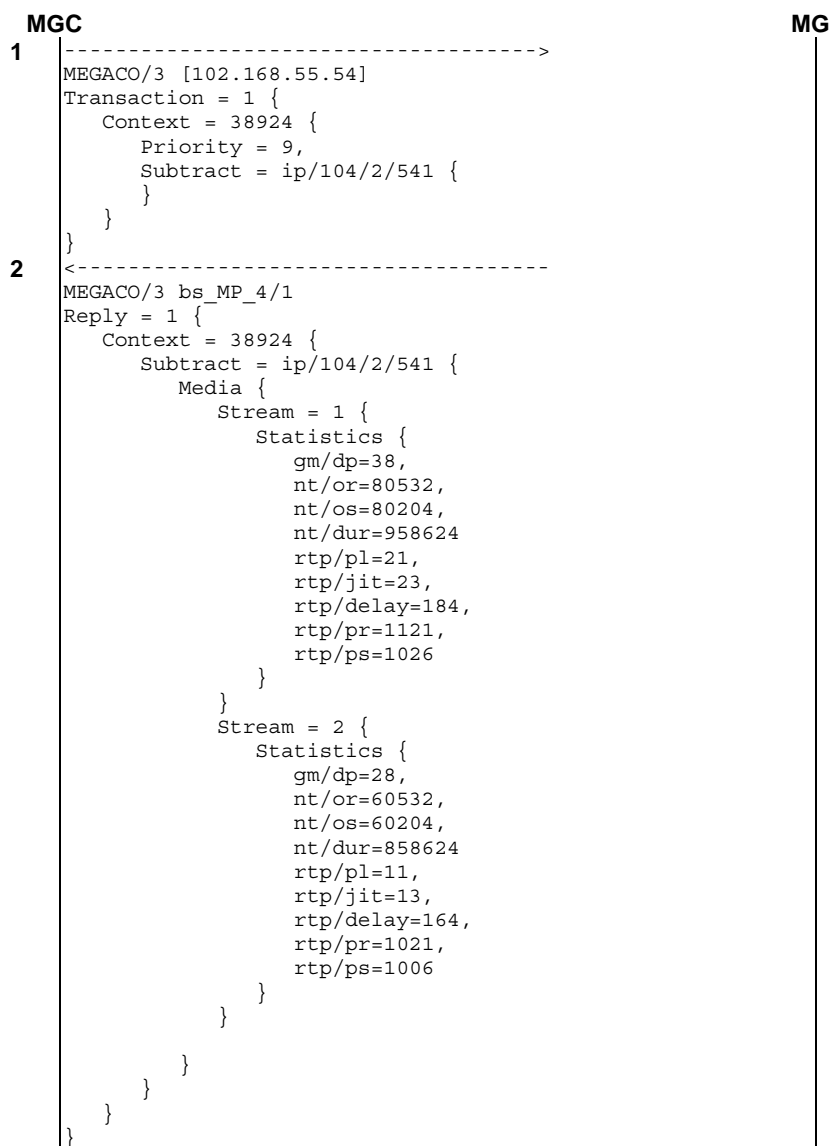
## 5.18.6.1.1 Delete Session/Termination - Examples

```

MGC                                     MG
1  ----->
   MEGACO/3 [102.168.55.54]
   Transaction = 1 {
     Context = 38924 {
       Priority = 9,
       Subtract = ip/104/2/541 {
         Audit {}
       }
     }
   }
2  <-----
   MEGACO/3 bs_MP_4/1
   Reply = 1 {
     Context = 38924 {
       Subtract = ip/104/2/541 {
       }
     }
   }


```

Figure 30: H.248 Message Sequence Example - Delete Session/Termination - Delete Single Termination, Statistics Not Required

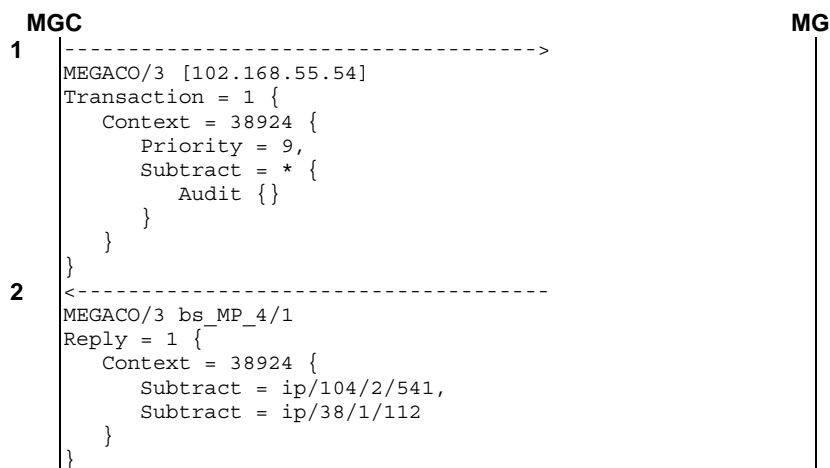


**Figure 31: H.248 Message Sequence Example - Delete Session/Termination - Delete Single Termination, Statistics Required on all dependent streams**





**Figure 32: H.248 Message Sequence Example - Delete Session/Termination - Delete All Terminations in a Context, Statistics Required**



**Figure 33: H.248 Message Sequence Example - Delete Session/Termination - Delete All Terminations in a Context, Statistics Not Required**

### 5.18.6.2 Delete Session/Termination - Wildcarded Reply

This procedure may be used by the MGC when session is terminated. The MGC requests a compact response.

**Table 131: Message Contents - Delete Session/Termination - Wildcarded Reply**

Delete Session/Termination - Delete Session							
H.248 Command	Descriptor	Descriptor	Descriptor	Properties, Events, Statistics, Signals	Connection Point Address, IP address information and Bearer Information	Support	Notes
Subtract Request (MGC to MG)					Context ID=specified	M	
					Termination ID= *	M	See note
	Audit					M	
NOTE: The Subtract Request will be wildcarded W.							

**Table 132: Message Contents - Delete Session - Wildcarded Reply Ack**

Delete Session/Termination - Delete Session Ack							
H.248 Command	Descriptor	Descriptor	Descriptor	Properties, Events, Statistics, Signals	Connection Point Address, IP address information and Bearer Information	Support	Notes
Subtract Reply (MG to MGC)					Context ID=specified	M	
					Termination ID=*	M	

#### 5.18.6.2.1 Delete Session - Wildcarded Reply - Examples

```

MGC                                     MG
1  |----->
   | MEGACO/3 [102.168.55.54]
   | Transaction = 1 {
   |   Context = 38924 {
   |     Priority = 9,
   |     W-Subtract = * {
   |       Audit {}
   |     }
   |   }
   | }
2  |-----<
   | MEGACO/3 bs_MP_4/1
   | Reply = 1 {
   |   Context = 38924 {
   |     Subtract = *
   |   }
   | }

```

**Figure 34: H.248 Message Sequence Example - Delete Session - Wildcarded Reply**

## 5.19 Non-Session Related Use Cases

The following clauses are based on clauses 10.1 to 10.19 from the 'TISPAN NGN Release 2; H.248 Non-Call Related Procedures and Management System Interaction' (TS 183 025 [i.2]). Not all of the Use Cases in this TR are used by this profile and some modifications and notes have been added in this profile. Table 133 denotes whether each of the Use Cases from the source document is Mandatory, Optional or Not Used.

**Table 133: Support of Use Cases from TS 183 025 [i.2]**

Use Case	Support
Enable MG (at MGC)	Mandatory
Enable MG (at MG): Cold Boot	Mandatory
Enable MG (at MG): Warm Boot	Mandatory
Enable MGC	Optional
Disable MG (Graceful) (MGC)	Optional
Disable MG (Graceful) (MG)	Optional
Disable MG (Immediate) (MGC)	Mandatory
Disable MG (Immediate) (MG)	Mandatory
Disable MGC	Mandatory
Enable Termination (MGC)	Not Used (see note)
Enable Termination (MG)	Not Used (see note)
Disable Termination (Graceful) (MGC)	Not Used (see note)
Disable Termination (Graceful) (MG)	Not Used (see note)
Disable Termination (Immediate) (MGC)	Not Used (see note)
Disable Termination (Immediate) (MG)	Mandatory
MG Failure and Recovery	Mandatory
MG Termination Failure and Recovery	Mandatory
MGC Failure and Recovery	Mandatory
User Plane Failure	Mandatory
MGC-MG Control Association Failure and Recovery	Mandatory
MG Overload	Optional
MGC Overload	Not Used
MGC Handoff	Optional
MGC Re-Direct	Optional
MG Failover	Not Used
Change of MG Resources	Mandatory
NOTE: For this profile, only ephemeral terminations are applicable.	

Each Use Case consists of a sequence of one or more procedures. The procedures may be mandatory or optional for each use case and must be executed in the sequence order shown in the use case. The procedure names are denoted by the use of UPPER CASE letters. The procedures are described in clause 5.20.

### 5.19.1 Enable MG

This management primitive is applicable to both the MGC and MG. It is recommended that this primitive is initially sent to the MGC and subsequently to the MG.

#### 5.19.1.1 Enable MG (at MGC)

This use case is triggered by management action that results in a MG being enabled at the MGC.

**Table 134: Enable MG (at MGC)**

Seq. Num.	Description	Support
1	There are no H.248 procedures associated with this action. The MGC simply awaits a registration from the MG (see clause 5.19.1.2).	Mandatory

#### 5.19.1.2 Enable MG (at MG)

This use case is triggered by management action that results in a MG being brought into service. The MG will have been provisioned with the identity/address of one or more MGC(s). The H.248 procedures are dependent on whether the MG undergoes a cold or warm boot and are as follows:

## 5.19.1.2.1 Enable MG (at MG) : Cold Boot

Table 135: Enable MG (at MG): MG Cold Boot

Seq. Num.	Description	Support
1	The MG registers with one of its (pre-provisioned) MGCs using the MG REGISTRATION (COLD BOOT) procedure. This step enables the H.248 protocol version to be negotiated as well as the support of any H.248 profiles.	Mandatory
2	In the event of there being no response to the registration request, the MG follow the procedures of section 11.5 of ITU-T Rec. H.248.1 [1].	Optional
3	On completion of the initial registration procedure, the MGC assumes that all physical terminations are in the NULL context and there are no existing ephemeral terminations . Thus no connection related audits are required to be performed (see note).	Mandatory
4	The MGC may optionally perform a PACKAGES AUDIT procedure in order to determine the MG support of any optional packages in a mutually supported profile.	Optional
5	The MGC may optionally audit ROOT properties (in any mandatory and optional packages) in the MG via the AUDIT ROOT PROPERTIES procedure.	Optional
6	The MGC may optionally set properties and events (on any mandatory and optional packages in the profile) in the MG on ROOT level via the SET ROOT TERMINATION EVENTS/PROPERTIES procedure.	Optional
7	The MG may optionally inform the MGC of the state of its physical terminations via a MG TERMINATION AVAILABLE/MG TERMINATION UNAVAILABLE procedure.	Not Used
8	The MGC may optionally Audit the state of the physical terminations if it cannot be assumed that the state is in-service or out-of-service via the AUDIT TERMINATION STATE procedure.	Not Used
9	The MGC should not deblock associated circuits toward peer nodes before it has determined the true service state of the MG's circuits by one of the two procedures above.	Not Used
NOTE: For this profile, physical terminations are not applicable.		

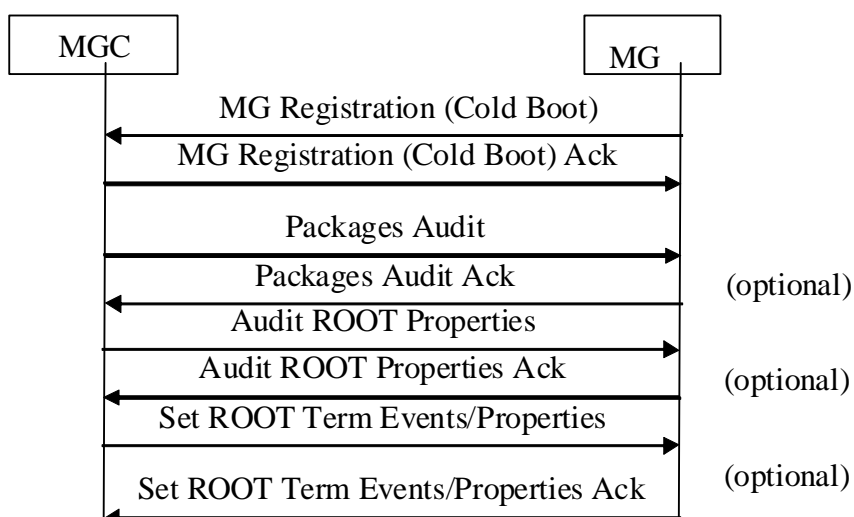


Figure 35: Procedures for Enable MG (Cold Boot)

## 5.19.1.2.2 Enable MG (at MG): Warm Boot

Table 136: Enable MG (at MG) : MG Warm Boot

Seq. Num.	Description	Support
1	The MG registers with one of its (pre-provisioned) MGCs using the MG RESTORATION procedure This step enables the H.248 protocol version to be negotiated as well as the support of any H.248 profiles.	Mandatory
2	In the event of there being no response to the registration request, the MG follow the procedures of section 11.5 of H.248.1.	Optional
3	On completion of the re-registration procedure, the MGC does not assume that all physical terminations are in the NULL context and there may be existing ephemeral terminations (see note).	Mandatory
4	The MGC may optionally perform a PACKAGES AUDIT procedure in order to determine the MG support of any optional packages in a mutually supported profile.	Optional
5	The MGC may optionally audit ROOT properties (in any mandatory and optional packages) in the MG via the AUDIT ROOT PROPERTIES procedure.	Optional
6	The MGC may optionally set properties and events (in any mandatory and optional packages in the profile) in the MG on ROOT level via the SET ROOT TERMINATION EVENTS/PROPERTIES procedure.	Optional
7	The MGC may optionally perform a CONTEXT AUDIT procedure to determine the active contexts and connected terminations on the MG.	Mandatory
8	The MG may optionally inform the MGC of the state of its terminations via a MG TERMINATION AVAILABLE/MG TERMINATION UNAVAILABLE procedure.	MG TERMINATION AVAILABLE: Not used, MG TERMINATION UNAVAILABLE: Optional
9	The MGC may optionally Audit the state of its terminations if it cannot be assumed that the state is in-service or out-of-service via the AUDIT TERMINATION STATE procedure.	Not used
10	The MGC should not deblock associated circuits toward peer nodes before it has determined the true service state of the MG's circuits by one of the two procedures above.	Not used
NOTE: For this profile, physical terminations are not applicable.		

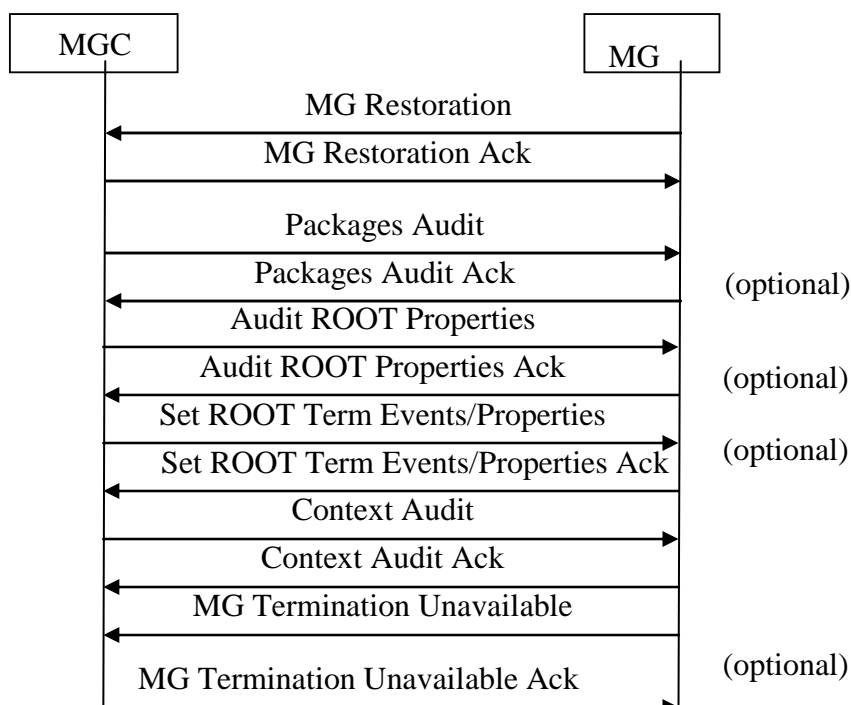


Figure 36: Enable MG (at MG) : MG Warm Boot

## 5.19.2 Enable MGC

This management primitive is applicable only to the MGC and results in a MGC being brought into service. The MGC will optionally have been provisioned with the identities H.248 message identifier (MID) and possibly the IP addresses of transport address of the H.248 control association of its MGs.

**Table 137: Enable MGC**

Seq. Num.	Description	Support
1	The MGC may optionally check on the availability of its MGs via the CHECK MG AVAILABILITY procedure. This is only possible if the MGC is aware of the pre-provisioned IP address of the MG and UDP transport is used.	Optional
2	If the MG is available, the MGC may optionally request the MG to register via the MGC INITIATED SERVICE RESTORATION procedure which causes the MG to initiate the MG RE-REGISTRATION (RESTART) procedure.	Optional
3	If the MG is available, the MGC may optionally audit ROOT properties in the MG via the AUDIT ROOT PROPERTIES procedure.	Optional
4	If an MG is available, the MGC may optionally set properties and events in the MG on ROOT level via the SET ROOT TERMINATION EVENTS/PROPERTIES procedure.	Optional
5	If an MG is available, the MGC may optionally perform a CONTEXT AUDIT procedure to determine the active contexts and connected terminations on the MG.	Optional
6	If an MG is available, the MGC may optionally clean up hanging contexts/terminations via a WILDCARDED SUBTRACT.	Optional
7	If an MG is available, the MGC may optionally check on the service state of the physical terminations on the MG service via the AUDIT TERMINATION STATE procedure.	Not used
8	The MGC should not deblock associated circuits toward peer nodes before it has determined the true service state of the MG's circuits.	Not used

## 5.19.3 Disable MG (Graceful)

This primitive is applicable to both the MG and MGC and covers the use case of management action that results in a MG being taken out of service gracefully. It is recommended that the network management system performs a Disable MG (Graceful) command to the MGC. The one scenario where a Disable MG (Graceful) command to the MG makes sense is for an Access Gateway in order to inhibit new calls being initiated toward the MGC during the graceful period - and even in this case a MGC would be able to reject any originating calls appropriately. In addition, the management primitive typically has no equivalent of the H.248 ServiceChangeDelay - rather the acceptable period during which all affected calls/connections ought to be removed is determined by the operator. Therefore when mapping into H.248, a default value for the ServiceChangeDelay period would need to be applied.

### 5.19.3.1 Disable MG (Graceful) (at MGC)

**Table 138: Disable MG (Graceful) (at MGC)**

Seq. Num.	Description	Support
1	The MGC inhibits any new calls/connections to the MG and allows existing calls/connections to expire naturally/normally	Optional
2	In the event of new calls originating from the MG (e.g. an AGW), the MGC would handle them appropriately via call related procedures (e.g. reject the call attempt and connect a failure indication).	Not Used
3	When all calls have been released, the management system is informed. <i>In this profile the MGC INITIATED SERVICE CANCELLATION procedure is not supported.</i>	Optional

## 5.19.3.2 Disable MG (Graceful) (at MG)

Table 139: Disable MG (Graceful) (at MG)

Seq. Num.	Description	Support
1	The MG informs the MGC via the MG SERVICE CANCELLATION (GRACEFUL) procedure. This procedure enables the MG to specify a timer (the ServiceChangeDelay) during which it is anticipated that all existing calls/connections on that MG will expire normally.	Mandatory
2	If applicable, the MG may prevent new originating calls being offered to the MGC.	Not Used
3	The MGC inhibits any new calls/connections to the MG and allows existing calls/connections to expire naturally/normally.	Mandatory
4	At the end of the ServiceChangeDelay period, any remaining connections are left hanging on the MG.	Mandatory
5	At the end of the ServiceChangeDelay period, the MGC force releases any remaining calls that have not expired naturally (but does not signal to the MG since the control association is now assumed to be down).	Optional

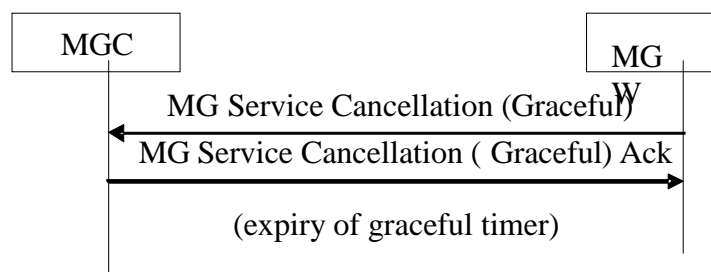


Figure 37: Disable MG (Graceful) (at MG)

## 5.19.4 Disable MG (Immediate)

This primitive is applicable to both the MG and MGC and covers the use case of management action that results in a MG being taken out of service immediately.

## 5.19.4.1 Disable MG (Immediate) (at MGC)

Table 140: H.248 Procedures - Disable MG (Immediate) (at MGC)

Seq. Num.	Description	Support
1	The MGC inhibits any new calls/connections to the MG and force releases existing calls/connections.	Mandatory
2	In the event of new calls originating from the MG (e.g. an AGW), the MGC would handle them appropriately via call related procedures (e.g. reject the call attempt and connect a failure indication).	Not Used
3	When all calls have been released, the management system is informed. <i>In this profile the MGC INITIATED SERVICE CANCELLATION procedure is not supported.</i>	Mandatory

## 5.19.4.2 Disable MG (Immediate) (at MG)

Table 141: H.248 Procedures - Disable MG (Immediate) (at MG)

Seq. Num.	Description	Support
1	The MG informs the MGC via the MG SERVICE CANCELLATION (IMMEDIATE) procedure.	Mandatory
2	The MG responds to the management system (see note).	Mandatory
3	On receipt of the MG SERVICE CANCELLATION (IMMEDIATE) message, the MGC force releases any calls/connections associated with that MG. However, the connections cannot be removed on the MG due to the control association being down.	Mandatory

NOTE: That existing connections are still hanging on the MG.

Since connections may be left hanging, it is recommended that the DISABLE MG (Immediate) primitive is applied firstly at the MGC and then at the MG.

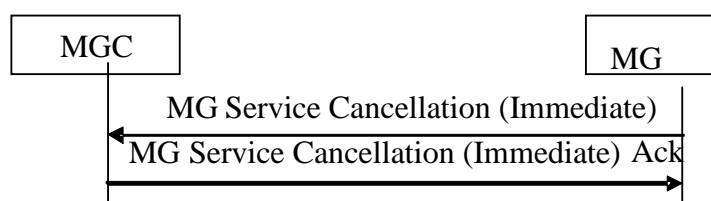


Figure 38: H.248 Procedures - Disable MG (Immediate) (at MG)

## 5.19.5 Disable MGC

This primitive is sent to a MGC and results in a MGC being taken out of service.

Table 142: H.248 Procedures - Disable MGC

Seq. Num.	Description	Support
1	Prior to the MGC being disabled, it is recommended that the MGC inform its dependent MGs to move their control associations to an alternative MGC via the MGC HANDOFF procedure (clause 5.20.13) or that all dependent MGs are disabled prior to disabling the MGC (clause 5.19.4).	Optional

## 5.19.6 Enable Termination

Void.

## 5.19.7 Disable Termination (Graceful)

Void.

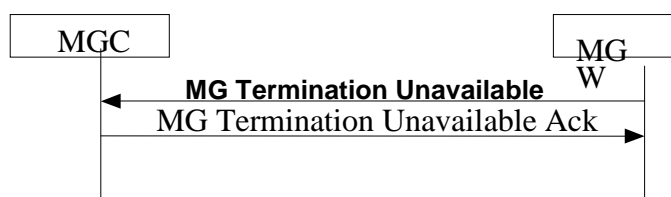


## 5.19.8 Disable Termination (Immediate) (at MG)

This use case is triggered by management action that results in a MG termination being taken out of service immediately. The following H.248 procedures are performed:

**Table 142b: H.248 Procedures - Disable Termination (Immediate) (at MG)**

Seq. Num.	Description	Support
1	The MG informs the MGC via the MG TERMINATION UNAVAILABLE procedure.	Mandatory
2	The MGC acknowledges the message. The MGC will then proceed to force releases all affected calls/connections including subtracting appropriate terminations on the MG. (see note)	Mandatory
NOTE: In this profile, this may be a wildcarded subtract at the interface level.		



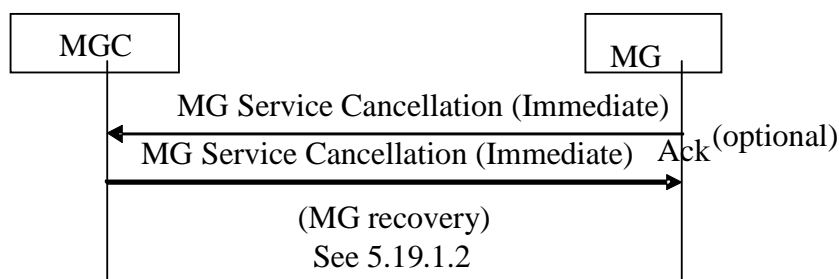
**Figure 38a: H.248 Procedures - Disable Termination (Immediate) (at MG)**

## 5.19.9 MG Failure and Recovery

This use case is triggered by a hardware/software failure on the MG.

**Table 143: H.248 Procedures - MG Failure and Recovery**

Seq. Num.	Description	Support Notes
1	If possible, the MG informs the MGC via the MG SERVICE CANCELLATION (IMMEDIATE) procedure. The MGC force releases all affected calls.	Optional
2	On recovering, the MG restarts and informs the MGC. The procedures of clause 5.19.1.2 are applicable.	Mandatory



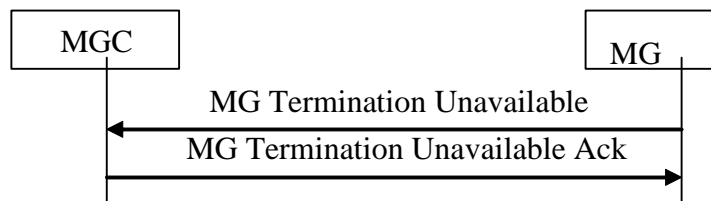
**Figure 39: H.248 Procedures - MG Failure and Recovery**

### 5.19.10 MG Termination Failure and Recovery

This use case is triggered by a hardware/software failure on the MG termination (e.g. loss of synchronization on an E1).

**Table 144: H.248 Procedures - MG Termination Failure and Recovery**

Seq. Num.	Description	Support
1	The MG informs the MGC via the MG TERMINATION UNAVAILABLE procedure. The MGC force releases any affected calls (and subtracts related terminations on the MG).	Mandatory
2	On the fault being cleared, the MG informs the MGC via the MG TERMINATION AVAILABLE procedure.	Not Used



**Figure 40: H.248 Procedures - MG Termination Failure and Recovery**

### 5.19.11 MGC Failure and Recovery

This use case is triggered by a hardware/software failure on the MGC.

**Table 145: H.248 Procedures - MG Termination Failure and Recovery**

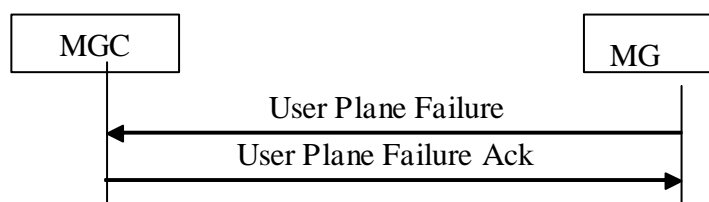
Seq. Num.	Description	Support Notes
1	During the outage, the procedures associated with the MG detecting the loss of the control link are applicable (see clause 5.19.13).	Mandatory
2	When the MGC recovers, the procedures of clause 5.19.2 are applicable.	Mandatory

### 5.19.12 User Plane Failure

This use case is triggered by the MG detecting loss of RTP on an ephemeral termination.

**Table 146: H.248 Procedures - User Plane Failure**

Seq. Num.	Description	Support
1	During the establishment of the connection, the MGC is assumed to have armed the MG to report an appropriate ObservedEvent which would be associated with user plane failure. There are a number of events that could be used for this purpose (e.g. nt/netfail, nt/qalert (see annex E.11 of ITU-T Rec. H.248.1 [1]), g/cause (see annex E.1 of ITU-T Rec. H.248.1 [1], etc.).	Mandatory
2	The MG detects loss of user plane data on one or more streams and notifies the MGC via the USER PLANE FAILURE procedure. The MG should avoid sending an avalanche of notifications where loss of user plane data is detected simultaneously across multiple ephemeral terminations.	Mandatory
3	On being informed of user plane failure, the MGC would typically remove the affected stream(s) and/or force release the affected call and subtract the related terminations.	Mandatory



**Figure 41: H.248 Procedures - User Plane Failure**

### 5.19.13 MGC-MG Control Association Failure and Recovery

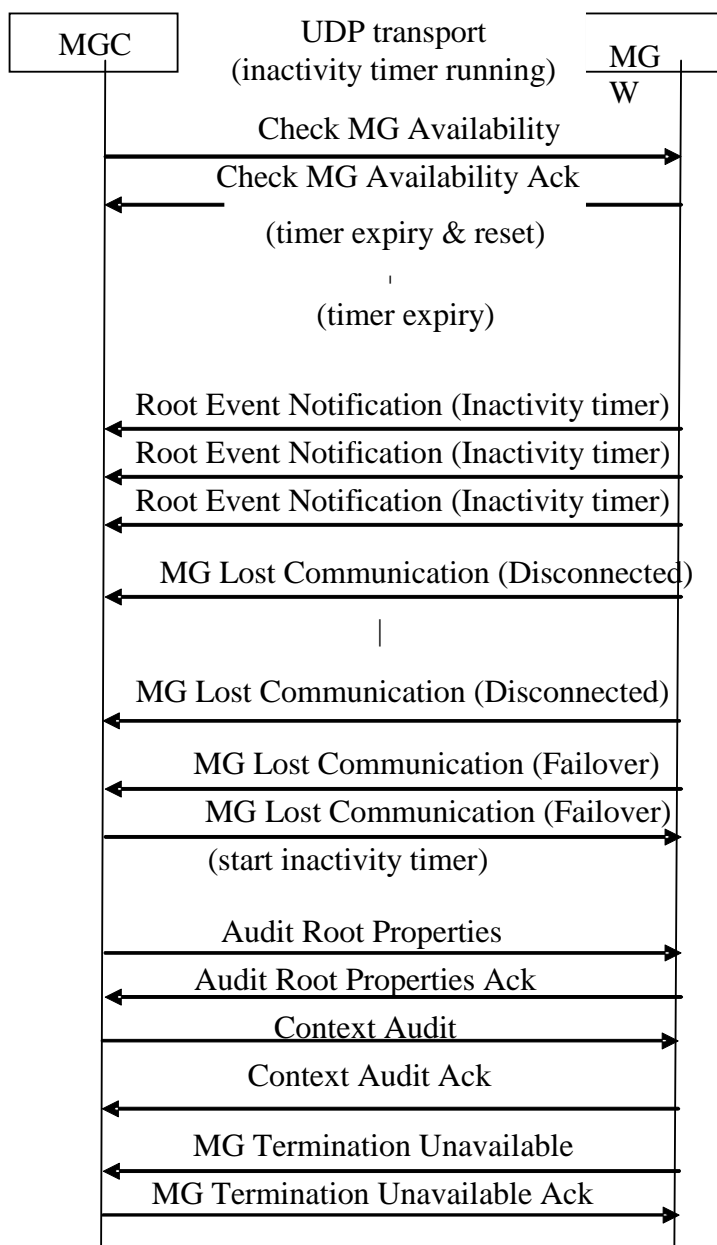
If UDP transport is used to convey the H.248 signalling, then the control association is monitored via the Inactivity Package (see ITU-T Recommendation H.248.14 [13]). In this case, it is assumed that the MGC has previously initiated the inactivity timer on the MG via the SET ROOT TERMINATION EVENTS/PROPERTIES procedure (see clause 5.19.1).

If SCTP transport is used, then the control association is monitored via SCTP procedures (which are out of scope of the present document) and the H.248 application layer is informed by the SCTP layer when the SCTP association goes down/comes up.

**Table 147: H.248 Procedures - MGC-MG Control Association Failure and Recovery**

Seq. Num.	Description	Support
1	For UDP transport, the MGC should endeavour to send at least one message to the MG during the period of the inactivity timer. If there are no call related messages, the MGC may use the CHECK MG AVAILABILITY procedure. If this procedure fails, the MGC shall periodically re-attempt the procedure to check if the control association is once more OK.	Optional
2	For UDP transport, on expiry of the inactivity timer, if the MG has received a message (including an acknowledgment) from the MGC during the inactivity timer period, then the MG resets the inactivity timer.	Optional
3	For UDP transport, on expiry of the inactivity timer, if the MG has not received a message (including an acknowledgment) from the MGC during the inactivity timer period, then the MG initiates the ROOT EVENT NOTIFICATION procedure to inform the MGC of the inactivity timer expiry.	Optional
4	For UDP transport, if the ROOT EVENT NOTIFICATION procedure is successfully completed, then the MG resets the inactivity timer.	Optional
5	For UDP transport, if no acknowledgement is received, then the control association is deemed to be down after normal H.248 retransmissions have occurred.	Optional
6	For UDP transport, the MG now attempts to re-establish the lost control link via the MG LOST COMMUNICATION (DISCONNECTED) procedure. If no acknowledgement is received (and normal H.248 retransmissions have occurred), then the MG attempts to establish an alternative control association via the MG LOST COMMUNICATION (FAILOVER) procedure.	Optional
7	For SCTP transport, on being informed by the SCTP layer that the SCTP association is now up, the MG re-establishes the H.248 control association via the MG LOST COMMUNICATION (DISCONNECTED) or MG LOST COMMUNICATION (FAILOVER) procedure dependent on whether the new SCTP association is to the same MGC as previous or not.	Optional
8	When the control association is re-established, the MGC may optionally re-synchronize its data with the MG via the AUDIT ROOT PROPERTIES, CONTEXT AUDIT and AUDIT TERMINATION STATE procedures.	Optional (see note 1)

Seq. Num.	Description	Support
9	When the control association is re-established, the MG shall inform the MGC of the state of its terminations via the MG TERMINATION AVAILABLE / MG TERMINATION UNAVAILABLE procedure if any changes occurred which it was unable to report during the control association outage.	Optional (see note 2)
10	When the control association is re-established, commands that were buffered during the outage period may be sent.	Optional
NOTE 1: The AUDIT TERMINATION STATE procedure shall not be used.		
NOTE 2: Only MG TERMINATION UNAVAILABLE is sent due to there being only ephemeral terminations.		



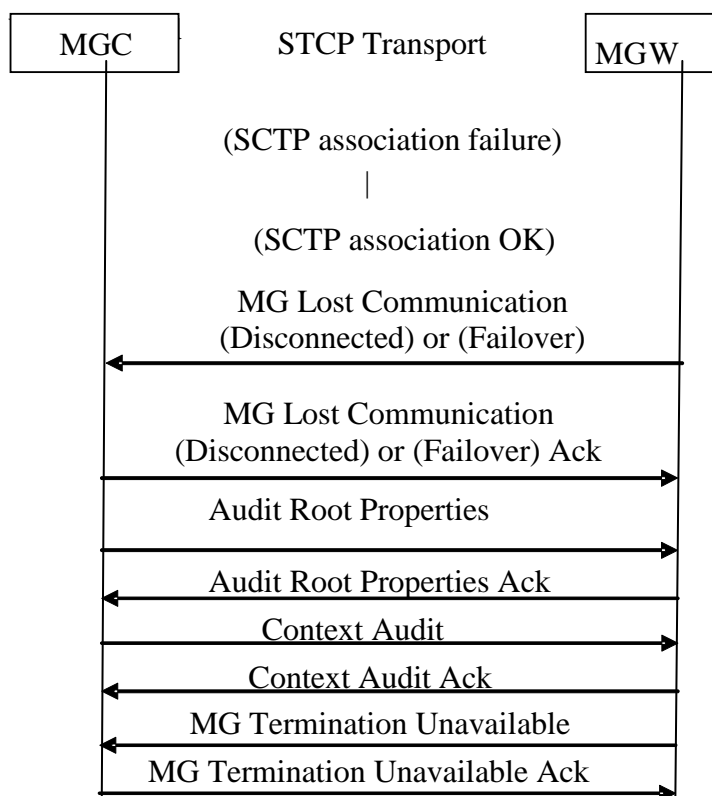


Figure 42: H.248 Procedures - MGC-MG Control Association Failure and Recovery

### 5.19.14 MG Overload

This use case is triggered by the MG entering an overloaded state. It is assumed that the MGC has previously armed the MG for notification of overload via the SET ROOT TERMINATION EVENTS/PROPERTIES procedure (see clause 5.19.1).

Table 148: H.248 Procedures - MG Overload Notification

Seq. Num.	Description	Support
1	The MG is pushed into overload by excessive session related activity. The MG informs the MGC of its overloaded condition via the ROOT EVENT NOTIFICATION (MG Overload) procedure. On receipt of the notification, the MGC takes appropriate action to reduce the offered load to the MG.	Optional

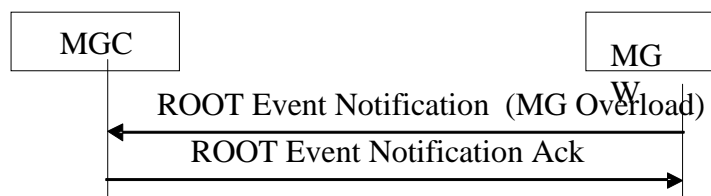


Figure 43: H.248 Procedures - MG Overload Notification Procedure

### 5.19.15 MGC Overload

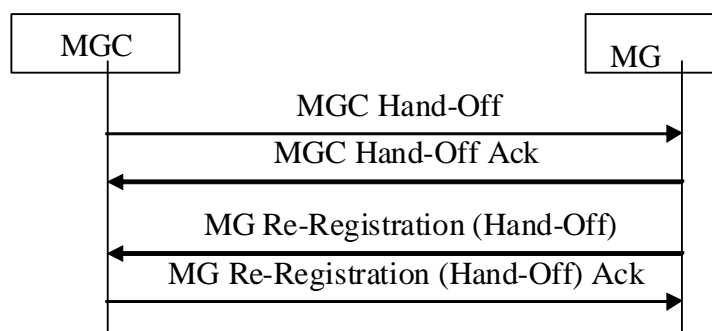
Void.

### 5.19.16 MGC Hand-Off

This use case is triggered by management action that results in the MGC moving an existing control link association to an alternative MGC. This could be done as a load balancing exercise or as a pre-condition to taking a MGC out of service.

**Table 149: H.248 Procedures - MGC Handoff after MG Registration**

Seq. Num.	Description	Support
1	The MGC requests its MGs to move existing control associations to an alternative MGC via the MGC HANDOFF procedure. On receipt of this message, the MG then forms a new control association to the specified alternate MGC via the MG RE-REGISTRATION (HAND-OFF) procedure.	Optional



**Figure 44: H.248 Procedures - MGC Handoff after MG Registration**

### 5.19.17 MGC Re-Direct

This use case is triggered by an MGC rejecting a registration request from an MG and providing an alternative MGC address in the response. This could be done as a load balancing exercise. The following H.248 procedures are performed.

**Table 150: H.248 Procedures - MGC Re-Direct**

Seq. Num.	Description	Support
1	The MGC on receipt of a registration request, provides an alternative MGC identity/address in the registration response. This is shown in the REGISTRATION REDIRECT procedure. The MG subsequently repeats the original registration request to the alternate MGC.	Optional



**Figure 45: H.248 Procedures - MGC Re-Direct**

### 5.19.18 MG Failover

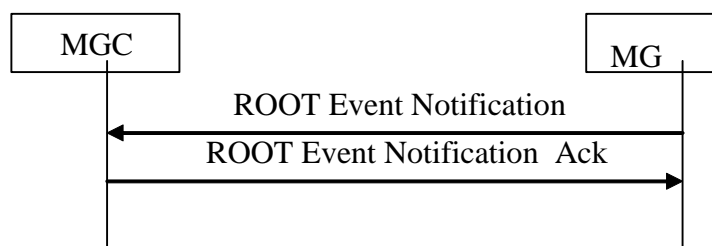
Void.

### 5.19.19 Change of MG Resources

This use case is triggered by management action that results in a change to MG resources on an In-Service MG such that the applied change does not result in a Service Change message, but does require the MGC to be notified of the applied change via a H248 NOTIFY message. The MGC has previously armed the necessary event via the SET ROOT EVENTS/PROPERTIES procedure (see clause 5.19.1).

**Table 150a: H.248 Procedures - Change of MG Resources**

Seq. Num.	Description	Support
1	The MG's resources are changed via Management Configuration and the MG has been previously armed to inform the MGC of the related change. The MG informs the MGC of the change in its resources via the ROOT EVENT NOTIFICATION procedure.	Mandatory



**Figure 45a: Change to MG Resources Procedure**

## 5.20 Session Independent Procedures (Command Level Details)

**Table 151: Call Independent Procedures - References**

Procedure	Support	Clause
MG Registration (Cold Boot) (note)	Mandatory	5.20.1
MG Restoration (see note)	Mandatory	5.20.2
Packages Audit	Optional	5.20.3
Context Audit	Mandatory	5.20.4
MG Termination Available	Not Used	5.20.5
MG Termination Unavailable	Mandatory	5.20.6
Audit Termination State	Not Used	5.20.7
Set ROOT Termination Events/Properties	Optional	5.20.8
MGC Initiated Service Restoration	Optional	5.20.9
Check MG Availability	Optional	5.20.10
MG Service Cancellation (Graceful)	Optional	5.20.11
MG Service Cancellation (Immediate)	Mandatory	5.20.12
MGC Hand-Off	Optional	5.20.13
MG Re-Registration (Hand-Off) (note)	Optional	5.20.14
MG Termination OOS Graceful	Not Used	5.20.15
MGC Overload Notification	Not Used	5.20.16
Registration Redirect	Optional	5.20.17
User Plane Failure	Mandatory	5.20.18
ROOT Event Notification	Optional	5.20.19
MG Lost Communication (Disconnected)	Mandatory	5.20.20
MG Lost Communication (Failover)	Optional	5.20.21
MG Redundant Takeover (Primary)	Not Used	5.20.22
Void	N/A	5.20.23

Procedure	Support	Clause
MG Re-Registration (Restart)	Optional	5.20.24
Wildcarded Subtract	Mandatory	5.20.25
MG Redundant Takeover (Secondary)	Not Used	5.20.26
MGC Initiated Service Cancellation	Not Used	5.20.27
Audit Service State	Not Used	5.20.28
Audit ROOT Properties	Optional	5.20.29
NOTE: These procedures are initiated using H.248 version 1 and may be used to negotiate a higher protocol version. All other procedures are initiated using the negotiated protocol version.		

## 5.20.1 MG Registration (Cold Boot)

**Table 152: Message Contents - MG Registration (Cold Boot) and MG Registration (Cold Boot) Ack**

Command/Response	Initiated	Information Element Name	Information Element Description	Information Element Required
MG Registration (Cold Boot)	MG	Context	This information element indicates the H.248 context for the command. Set to NULL.	Mandatory
		Command	This is the H.248 Command. Set to SERVICE CHANGE.	Mandatory
		Termination	This information element indicates the H.248 termination for the command. This is set to ROOT.	Mandatory
		Method	This information element indicates the method for service change. This is set to RESTART.	Mandatory
		Reason	This information element indicates the reason for service change. This is set to 901 - "Cold Boot".	Mandatory
		Service Change Profile	Indicates the name of a supported H.248 profile. <i>For this profile this is set to 'ETSI_BGF/3'.</i>	Optional
		Protocol Version	Indicates the highest H.248 version supported by the MG - if other than 1. <i>For this profile this is set to version 3.</i>	Optional
MG Registration (Cold Boot) Ack	MGC	Context	As received.	Mandatory
		Command	As received.	Mandatory
		Termination	As received.	Mandatory
		Protocol Version	If the highest protocol version supported by the MGC is lower than that proposed by the MG, this parameter must be included. If the protocol version proposed by the MG is supported by the MGC, this parameter may be included. Note that if the lowest protocol version supported by the MGC is greater than that proposed by the MG, the command is rejected with an error response 406 ("Version Not Supported"). <i>For this profile this is set to version 3.</i>	Optional
		Service Change Profile	This information element indicates the profile (name and version) supported by the MGC if different to that proposed by the MG. <i>For this profile this is set to 'ETSI_BGF/3'.</i>	Optional

An example message exchange would be:

- Transaction=1002{Context=- {ServiceChange=ROOT{Services{Method=Restart, Reason="901", Profile=ETSI\_BGF/3, Version=3}}}}.
- Reply=1002{Context=-{ServiceChange = ROOT}}.



## 5.20.2 MG Restoration

Table 153: Message Contents - MG Restoration and MG Restoration Ack

Command/Response	Initiated	Information Element Name	Information Element Description	Information Element Required
MG Restoration	MG	Context	This information element indicates the H.248 context for the command. Set to NULL.	Mandatory
		Command	This is the H.248 Command. Set to SERVICE CHANGE.	Mandatory
		Termination	This information element indicates the H.248 termination for the command. This is set to ROOT.	Mandatory
		Method	This information element indicates the method for service change. This is set to RESTART.	Mandatory
		Reason	This information element indicates the reason for service change. This is set to 900 ("Service Restored") or 902 ("Warm Boot").  <i>For this profile the reason values 916 ("Packages Change"), 917 ("Capabilities Change") and 918 "Cancel Graceful" are not supported.</i>	Mandatory
		Service Change Profile	Indicates the name of a supported H.248 profile. <i>For this profile this is set to 'ETSI_BGF/3'.</i>	Optional
MG Restoration Ack	MGC	Protocol Version	Indicates the highest H.248 version supported by the MG - if other than 1. <i>For this profile this is set to version 3.</i>	Optional
		Context	As received.	Mandatory
		Command	As received.	Mandatory
		Termination	As received.	Mandatory
		Service Change Profile	This information element indicates the profile (name and version) supported by the MGC if different from that proposed by the MG. <i>For this profile this is set to "ETSI_BGF/3".</i>	Optional

An example message exchange would be:

- Transaction=1002{Context=- {ServiceChange=ROOT{Services{Method=Restart, Reason="902", Profile=ETSI\_BGF/3, Version=3}}}}.
- Reply=1002{Context=-{ServiceChange = ROOT}}.

### 5.20.3 Packages Audit

This procedure is typically performed against the ROOT termination, in which case the MG returns all supported packages. It is also possible for the MGC to request a packages audit against other than the ROOT termination (e.g. a circuit termination) in which case the MG returns the sub-set of the packages that are applicable to the termination type. However, it is recommended that a packages audit be performed on the ROOT termination since the MGC can be expected to know how the returned set of packages ought to be used in relation to its different termination types.

**Table 154: Message Contents - Packages Audit and Packages Audit Ack procedures**

Command/Response	Initiated	Information Element Name	Information Element Description	Information element required
Packages Audit	MGC	Context	This information element indicates the H.248 context for the command. Set to NULL.	M
		Command	This is the H.248 Command. Set to AUDIT VALUE.	M
		Termination	This information element indicates the H.248 termination for the command. This is set to ROOT.	M
		Audit packages	This is the Audit Descriptor requesting "Packages".	M
Packages Audit Ack	MG	Context	As received.	M
		Command	As received.	M
		Termination	As received.	M
		Package List	The list of supported packages.	M

An example message exchange would be:

- Transaction=1002{Context=- { AuditValue=ROOT{ Audit{Packages}}}}.
- Reply=1002{Context=-{AuditValue = ROOT {Packages { g-2,root-2, nt-1, .....etc.}}}}.

### 5.20.4 Context Audit

This procedure is invoked by the MGC to check/determine the list of active contexts and related terminations on the MG. There are a number of variations to this audit dependent on the amount of information available to the MGC prior to the audit (e.g. context identity known or termination naming scheme known, etc.). A MGC may choose to use one or a combination of these variations dependent on its specific audit requirements.

**Table 155: Context Audit and Context Audit Ack procedure support**

Procedure	Support	Reference
Termination ID known	-	
Context known	-	
Termination ID partly known	M	table 156
Context List	-	

**Table 156: Message Contents - Context Audit and Context Audit Ack procedures (termination id partly known)**

Command/Response	Initiated	Information Element Name	Information Element Description	Information element required
Context Audit	MGC	Context	This information element indicates the H.248 context for the command. Set to ALL or NULL.	Mandatory (see note)
		Command	This is the H.248 Command. Set to AUDIT VALUE.	Mandatory
		Termination	This information element indicates the H.248 termination for the command. This is set to a partially wildcarded termination, e.g. ip/0/*.	Mandatory (see note)
		Audit Information	This is the Audit Descriptor requesting the appropriate information to be returned.	Not Used
Context Audit Ack	MG	Context	One or more active contexts associated with the wildcarded termination identity.	Mandatory (see note)
		Command	As received.	Mandatory
		Termination(s)	For each returned context, one or two matching terminations.	Mandatory
		Audited Information	The information requested. (per termination).	Not Used
NOTE: In the event of there a mismatch between the wildcarded termination and specified context, an error 431 would be returned.				

An example message exchange would be:

- Transaction=1002{Context=\* {AuditValue=ip/15/\*{ Audit{ } } } }.
- Reply=1002{Context=12{ AuditValue = ip/15/1/204, AuditValue = ip/7/2/12}, Context=15{ AuditValue= ip/15/2/5, AuditValue = ip/203/1/6}, Context=23{AuditValue= ip/15/1/17, AuditValue = ip/37/2/95} }.

### 5.20.5 MG Termination Available

Void.

## 5.20.6 MG Termination Unavailable

**Table 157: Message Contents - MG Termination Unavailable and MG Termination Unavailable Ack**

Command/Response	Initiated	Information Element Name	Information Element Description	Information Element Required
MG Termination Unavailable	MG	Context	This information element indicates the H.248 context for the command. Set to specific or ALL. <i>For this profile Context=NULL is not supported.</i>	Mandatory
		Command	This is the H.248 Command. Set to SERVICE CHANGE.	Mandatory
		Termination	This information element indicates the H.248 termination for the command. This is set to a specific termination identity or a partially wildcarded identity (i.e. specifying the "interface" part of the termination ID and wildcarding the "group" and "Id" parts) or a wholly wildcarded identity (i.e. ip/*).	Mandatory
		Method	This information element indicates the method for service change. This is set to FORCED.	Mandatory
		Reason	This information element indicates the reason for service change. This is set to 904 ("Termination Malfunction") or 905 ("Termination Taken OOS") or 906 ("Loss of Lower Layer Connectivity"), or 907 ("Transmission Failure") or 910 ("Media Capability Failure") or 912 ("Mux Capability Failure") or 913 ("Signal Capability Failure") or 914 ("Event Capability Failure" or 915 ("State Loss").	Mandatory
MG Termination Unavailable Ack	MGC	Context	As received.	Mandatory
		Command	As received.	Mandatory
		Termination	As received.	Mandatory

An example message exchange would be:

- Transaction=1002{Context=12345 { ServiceChange=ip/15/1/204{ Services{Method=Forced, Reason="905"} } } }.
- Reply=1002{Context=12345{ServiceChange = ip/15/1/204}}.

OR

- Transaction=1002{Context=\* { W- ServiceChange=ip/\*/1/\*{ Services{Method=Forced, Reason="905"} } } }.
- Reply=1002{Context=\*{ServiceChange = ip/\*/1/\*}}.

## 5.20.7 Audit Termination State

Not Used.

Background:

- This is related to MG *warm boot* (see clause 5.19.1.2.2) and MG restoration (see clause 5.20.2) respectively. Should a termination go out of service during the period the H.248 control association is down, then, after the H.248 control association is established again, this shall be reported according to use case (clause 5.19.10) following the procedure according to clause 5.20.6.

## 5.20.8 Set ROOT Termination Events/Properties

**Table 158: Message Contents - Set ROOT Termination Events/Properties and Set ROOT Termination Events/Properties Ack procedures**

Command/Response	Initiated	Information Element Name	Information Element Description	Information Element Required
Set ROOT Termination Events/Properties	MGC	Context	This information element indicates the H.248 context for the command. Set to NULL.	Mandatory
		Command	This is the H.248 Command. Set to MODIFY.	Mandatory
		Termination	This information element indicates the H.248 termination for the command. This is set to ROOT.	Mandatory
		ROOT Properties	These are the ROOT level properties - e.g. "Normal MGC Execution Time".	Optional
		ROOT Events	These are the ROOT level events - e.g. notification of expiry of inactivity timer, notification of overload, etc.	Optional
Set ROOT Termination Events/Properties Ack	MG	Context	As received.	Mandatory
		Command	As received.	Mandatory
		Termination	As received.	Mandatory

An example message exchange would be:

- Transaction=1002{Context=- { Modify=ROOT{ Media {TerminationState { root/MGCProvisionalResponseTimerValue=700, root/MGCOriginatedPendingLimit=3, root/NormalMGCExecutionTime = 3000, root/MGProvisionalResponseTimerValue=3000, root/MGOriginatedPendingLimit=3, seg/MGCMaxPDUSize=1000, seg/MGCSegmentationTimerValue=20}}, Events{ocp/mg\_overload, it/ito{mit=3000}, ipra/arc}}}}.
- Reply=1002{Context=-{Modify = ROOT}}.

## 5.20.9 MGC Initiated Service Restoration

**Table 159: MGC Initiated Service Restoration and MGC Initiated Service Restoration Ack**

Command/Response	Initiated	Information element name	Information element required	Information element description
MGC Initiated Service Restoration	MGC	Context	M	This information element indicates the H.248 context for the command. Set to NULL.
		Command	M	This is the H.248 Command. Set to SERVICE CHANGE.
		Termination	M	This information element indicates the H.248 termination for the command. This is set to ROOT.
		Method	M	This information element indicates the method for service change. This is set to RESTART.
		Reason	M	This information element indicates the reason for service change. This is set to 900 ("Service Restored") or 901 ("Cold Boot").
MGC Initiated Service Restoration Ack	MG	Context	M	As received.
		Command	M	As received.
		Termination	M	As received.

An example message exchange would be:

- Transaction=1002{Context=- { ServiceChange=ROOT{ Services{Method=Restart, Reason="901"} } } }.
- Reply=1002{Context=-{ServiceChange = ROOT} }.

### 5.20.10 Check MG Availability

**Table 160: Message Contents - Check MG Availability and Check MG Availability Ack procedures**

Command/Response	Initiated	Information Element Name	Information Element Description	Information Element Required
Check MG Availability	MGC	Context	This information element indicates the H.248 context for the command. Set to NULL.	Mandatory
		Command	This is the H.248 Command. Set to AUDIT VALUE.	Mandatory
		Termination	This information element indicates the H.248 termination for the command. This is set to ROOT.	Mandatory
Check MG Availability Ack	MG	Context	As received.	Mandatory
		Command	As received.	Mandatory
		Termination	As received.	Mandatory

An example message exchange would be:

- Transaction=1002{Context=- { AuditValue=ROOT{ Audit{ } } } }.
- Reply=1002{Context=-{AuditValue = ROOT} }.

### 5.20.11 MG Service Cancellation (Graceful)

**Table 161: Message Contents - MG Service Cancellation (Graceful) and MG Service Cancellation (Graceful) Ack**

Command/Response	Initiated	Information Element Name	Information Element Description	Information Element Required
MG Service Cancellation (Graceful)	MG	Context	This information element indicates the H.248 context for the command. Set to NULL.	Mandatory
		Command	This is the H.248 Command. Set to SERVICE CHANGE.	Mandatory
		Termination	This information element indicates the H.248 termination for the command. This is set to ROOT.	Mandatory
		Method	This information element indicates the method for service change. This is set to GRACEFUL.	Mandatory
		Reason	This information element indicates the reason for service change. This is set to 908 - "MG Impending Failure". <i>For this profile reason value 905 "Termination OOS" is not supported.</i>	Mandatory
		Service Change Delay	Indicates the period before which the MG will go out of service.	Optional
MG Service Cancellation (Graceful) Ack	MGC	Context	As received.	Mandatory
		Command	As received.	Mandatory
		Termination	As received.	Mandatory

An example message exchange would be:

- Transaction=1002{Context=- { ServiceChange=ROOT{ Services{Method=Graceful, Reason="908", Delay=600}}}}.
- Reply=1002{Context=-{ServiceChange = ROOT}}.

### 5.20.12 MG Service Cancellation (Immediate)

**Table 162: Message Contents - MG Service Cancellation (Immediate) and MG Service Cancellation (Immediate) Ack**

Command/Response	Initiated	Information Element Name	Information Element Description	Information Element Required
MG Service Cancellation (Immediate)	MG	Context	This information element indicates the H.248 context for the command. Set to NULL.	Mandatory
		Command	This is the H.248 Command. Set to SERVICE CHANGE.	Mandatory
		Termination	This information element indicates the H.248 termination for the command. This is set to ROOT.	Mandatory
		Method	This information element indicates the method for service change. This is set to FORCED.	Mandatory
		Reason	This information element indicates the reason for service change. This is set to 905 - "Termination Taken OOS".	Mandatory
MG Service Cancellation (Immediate) Ack	MGC	Context	As received.	Mandatory
		Command	As received.	Mandatory
		Termination	As received.	Mandatory

An example message exchange would be:

- Transaction=1002{Context=- { ServiceChange=ROOT{ Services{Method=Forced, Reason="905"}}}}.
- Reply=1002{Context=-{ServiceChange = ROOT}}.

### 5.20.13 MGC Hand-Off

**Table 163: Message Contents - MGC Hand-Off and MGC Hand-Off Ack**

Command/Response	Initiated	Information Element Name	Information Element Description	Information Element Required
MGC Hand-Off	MGC	Context	This information element indicates the H.248 context for the command. Set to NULL.	Mandatory
		Command	This is the H.248 Command. Set to SERVICE CHANGE.	Mandatory
		Termination	This information element indicates the H.248 termination for the command. This is set to ROOT.	Mandatory
		Method	This information element indicates the method for service change. This is set to HANDOFF.	Mandatory
		Reason	This information element indicates the reason for service change. This is set to 903 - "MGC Directed Change".	Mandatory
		Alternate MGC Id	This is the alternate MGC Identity to which the control association should be moved.	Mandatory
MG Hand-Off Ack	MG	Context	As received.	Mandatory
		Command	As received.	Mandatory
		Termination	As received.	Mandatory

An example message exchange would be:

- Transaction=1002{Context=- { ServiceChange=ROOT{ Services{Method=Handoff, Reason="903", MgcIdToTry=1.2.3.4}}}}.
- Reply=1002{Context=-{ServiceChange = ROOT}}.

## 5.20.14 MG Re-Registration (Hand-Off)

**Table 164: Message Contents - MG Re-Registration(Hand-Off) and MGC Re-Registration (Hand-Off) Ack**

Command/Response	Initiated	Information Element Name	Information Element Description	Information Element Required
MG Re-Registration (Hand-Off)	MG	Context	This information element indicates the H.248 context for the command. Set to NULL.	Mandatory
		Command	This is the H.248 Command. Set to SERVICE CHANGE.	Mandatory
		Termination	This information element indicates the H.248 termination for the command. This is set to ROOT.	Mandatory
		Method	This information element indicates the method for service change. This is set to HANDOFF.	Mandatory
		Reason	This information element indicates the reason for service change. This is set to 903 - "MGC Directed Change".	Mandatory
		Service Change Profile	This information element indicates the profile (name and version) supported by the MGC if different from that proposed by the MG <i>For this profile this is 'ETSI_BGF/3'.</i>	Optional
		Protocol Version	Indicates the highest common H.248 version supported by the MG - if other than 1. <i>For this profile this is version 3.</i>	Optional
MG Re-Registration (Hand-Off) Ack	MGC	Context	As received.	Mandatory
		Command	As received.	Mandatory
		Termination	As received.	Mandatory
		Service Change Profile	This information element indicates the profile supported by the MGC. <i>For this profile this is 'ETSI_BGF/3'.</i>	Optional
		Protocol Version	If the highest protocol version supported by the MGC is lower than that proposed by the MG, this parameter must be included.  If the protocol version proposed by the MG is supported by the MGC, this parameter may be included.  If the lowest protocol version supported by the MGC is greater than that proposed by the MG, the command is rejected with an error response 406 ("Version Not Supported").  <i>For this profile this is version 3.</i>	Optional

An example message exchange would be:

- Transaction=1002{Context=- { ServiceChange=ROOT{ Services{Method=Handoff, Reason="903", Profile=ETSI\_BGF/3, Version=3}}}}.
- Reply=1002{Context=-{ServiceChange = ROOT {Services { Version=3}}}}.



## 5.20.15 MG Termination OOS Graceful

Void.

## 5.20.16 MGC Overload Notification

Void.

## 5.20.17 Registration Redirect

Table 165: Message Contents - Registration Redirect

Command/Response	Initiated	Information Element Name	Information Element Description	Information Element Required
Registration	MG	Context	This information element indicates the H.248 context for the command. Set to NULL.	Mandatory
		Command	This is the H.248 Command. Set to SERVICE CHANGE.	Mandatory
		Termination	This information element indicates the H.248 termination for the command. This is set to ROOT.	Mandatory
		Method	This information element indicates the method for service change. This is set to any apart from FORCED/GRACEFUL.	Mandatory
		Reason	This information element indicates the reason for service change. This is set dependent on the METHOD.	Mandatory
		Service Change Profile	Indicates the name of a supported H.248 profile. <i>For this profile this is 'ETSI_BGF/3'.</i>	Optional
		Protocol Version	Indicates the highest H.248 version supported by the MG - if other than 1. <i>For this profile this is version 3.</i>	Optional
Registration Redirect	MGC	Context	As received.	Mandatory
		Command	As received.	Mandatory
		Termination	As received.	Mandatory
		Protocol Version	If the highest protocol version supported by the MGC is lower than that proposed by the MG, this parameter must be included.  If the protocol version proposed by the MG is supported by the MGC, this parameter may be included.  If the lowest protocol version supported by the MGC is greater than that proposed by the MG, the command is rejected with an error response 406 ("Version Not Supported").  <i>For this profile this is version 3.</i>	Optional
		Service Change Profile	This information element indicates the profile (name and version) supported by the MGC if different to that proposed by the MG. <i>For this profile this is 'ETSI_BGF/3'.</i>	Optional
		Alternate MGC Id	This element enables the MGC to inform the MG that it should re-direct its Service Change to an alternative address. The MG will now repeat the MG Registration (Cold Boot) procedure to this alternate address.	Mandatory

An example message exchange would be:

- Transaction=1002{Context=- { ServiceChange=ROOT{ Services{Method=Restart, Reason="901", Profile=ETSI\_BGF/3, Version=3}}}}.
- Reply=1002{Context=-{ServiceChange = ROOT {Services { Version=3, MGCIIdToTry=1.2.3.4}}}}.

## 5.20.18 User Plane Failure

**Table 166: Message Contents User Plane Failure and User Plane Failure Ack**

Command/Response	Initiated	Information Element Name	Information Element Description	Information Element Required
User Plane Failure	MG	Context	This information element indicates the H.248 context for the command. Set to a specific value.	Mandatory
		Command	This is the H.248 Command. Set to NOTIFY.	Mandatory
		Termination	This information element indicates the H.248 termination for the command. This is set to a specific ephemeral termination identity or a partially wildcarded identity (i.e. specifying the "interface" part of the termination ID and wildcarding the "group" and "Id" parts) or a wholly wildcarded identity (i.e. ip/*).	Mandatory
		User Plane Failure	This information element indicates that a failure in the user plane has been detected (e.g. nt/netfail, g/cause, adid/ipstop etc.).	Mandatory
User Plane Failure Ack	MGC	Context	As received.	Mandatory
		Command	As received.	Mandatory
		Termination	As received.	Mandatory

An example message exchange would be:

- Transaction=1002{Context=1 { Notify=ip/15/3/2{ ObservedEvents{g/cause}}}}.
- Reply=1002{Context=1 {Notify = ip/15/3/2}}.

OR

- Transaction=1002{Context=\* { W- Notify=ip/\*/31/\*{ ObservedEvents{g/cause}}}}.
- Reply=1002{Context=1 {Notify = ip/\*/31/\*}}.

OR

- Transaction=1002{Context=1 { Notify=ip/15/3/2{ ObservedEvents{nt/netfail}}}}.
- Reply=1002{Context=1 {Notify = ip/15/3/2}}.

OR

- Transaction=1002{Context=\* { W- Notify=ip/\*/31/\*{ ObservedEvents{nt/netfail}}}}.
- Reply=1002{Context=1 {Notify = ip/\*/31/\*}}.

OR

- Transaction=1002{Context=1 { Notify=ip/15/3/2{ ObservedEvents{adid/ipstop}}}}.
- Reply=1002{Context=1 {Notify = ip/15/3/2}}.

OR

- Transaction=1002{Context=\* { W- Notify=ip/\*/31/\*{ ObservedEvents{adid/ipstop}}}}.
- Reply=1002{Context=1 {Notify = ip/\*/31/\*}}.

## 5.20.19 ROOT Event Notification

**Table 167: Message Contents - ROOT Event Notification and ROOT Event Notification Ack**

Command/Response	Initiated	Information Element Name	Information Element Description	Information Element Required
ROOT Event Notification	MG	Context	This information element indicates the H.248 context for the command. Set to NULL.	Mandatory
		Command	This is the H.248 Command. Set to NOTIFY.	Mandatory
		Termination	This information element indicates the H.248 termination for the command. This is set to ROOT.	Mandatory
		Notified ROOT Event	This information element indicates the detected ROOT event (e.g. inactivity timer expiry or MG Overload or Change of IP Realm Availability etc.).	Mandatory
ROOT Event Notification Ack	MGC	Context	As received.	Mandatory
		Command	As received.	Mandatory
		Termination	As received.	Mandatory

An example message exchange would be:

- Notification of *inactivity timeout* from monitoring the availability of the Control Association and/or MGC:  
Transaction=1002{Context=- { Notify=ROOT{ ObservedEvents{it/ito}}}}. OR
- Notification of *MG overload*:  
Transaction=1002{Context=- { Notify=ROOT{ ObservedEvents{ocp/mg\_overload}}}}. OR
- Notification of *newly available realms* , i.e. the list of IP realms that have become available (here two new realms with name "400" and "401"):  
Transaction=1002{Context=- { Notify=ROOT{ ObservedEvents{ipra/arc{nar=["400","401"]}}}}.
- Reply by MGC on above notification requests:  
Reply=1002{Context=-{Notify = ROOT }}.

## 5.20.20 MG Lost Communication (Disconnected)

**Table 168: Message Contents - MG Lost Communication (Disconnected) and MG Lost Communication (Disconnected) Ack**

Command/Response	Initiated	Information Element Name	Information Element Description	Information Element Required
MG Lost Communication (Disconnected)	MG	Context	This information element indicates the H.248 context for the command. Set to NULL.	Mandatory
		Command	This is the H.248 Command. Set to SERVICE CHANGE.	Mandatory
		Termination	This information element indicates the H.248 termination for the command. This is set to ROOT.	Mandatory
		Method	This information element indicates the method for service change. This is set to DISCONNECTED.	Mandatory
		Reason	This information element indicates the reason for service change. This is set to 900 "Service Restored".	Mandatory
MG Lost Communication (Disconnected) Ack	MGC	Context	As received.	Mandatory
		Command	As received.	Mandatory
		Termination	As received.	Mandatory

An example message exchange would be:

- Transaction=1002{Context=- { ServiceChange=ROOT{ Services{Method=Disconnected, Reason="900"} } } }.
- Reply=1002{Context=-{ServiceChange = ROOT}}.

## 5.20.21 MG Lost Communication (Failover)

The MG attempts to establish a new control association using its list of pre-provisioned MGC identities. The MG cycles through its list until a successful response is received.

**Table 169: Message Contents - MG Lost Communication (Failover) and MG Lost Communication (Failover) Ack**

Command/Response	Initiated	Information Element Name	Information Element Description	Information Element Required
MG Lost Communication (Failover)	MG	Context	This information element indicates the H.248 context for the command. Set to NULL.	Mandatory
		Command	This is the H.248 Command. Set to SERVICE CHANGE.	Mandatory
		Termination	This information element indicates the H.248 termination for the command. This is set to ROOT.	Mandatory
		Method	This information element indicates the method for service change. This is set to FAILOVER.	Mandatory
		Reason	This information element indicates the reason for service change. This is set to 909 - "MGC Impending Failure".	Mandatory
		Service Change Profile	Indicates the name of a supported H.248 profile. <i>For this profile this is 'ETSI_BGF/3'.</i>	Optional
		Protocol Version	Indicates the highest H.248 version supported by the MG - if other than 1. <i>For this profile this is version 3.</i>	Optional
MG Lost Communication (Failover) Ack	MGC	Context	As received.	Mandatory
		Command	As received.	Mandatory
		Termination	As received.	Mandatory
		Service Change Profile	This information element indicates the profile (name and version) supported by the MGC if different to that proposed by the MG <i>For this profile this is 'ETSI_BGF/3'.</i>	Optional
		Protocol Version	If the highest protocol version supported by the MGC is lower than that proposed by the MG, this parameter must be included.  If the protocol version proposed by the MG is supported by the MGC, this parameter may be included.  If the lowest protocol version supported by the MGC is greater than that proposed by the MG, the command is rejected with an error response 406 ("Version Not Supported").  <i>For this profile this is version 3.</i>	Optional

An example message exchange would be:

- Transaction=1002{Context=- { ServiceChange=ROOT{ Services{Method=Failover, Reason="909", Profile=ETSI\_BGF/3, Version=3}}}}.
- Reply=1002{Context=-{ServiceChange = ROOT {Services { Version=3}}}}.

## 5.20.22 MG Redundant Takeover (Primary)

Void.

## 5.20.23 Void

## 5.20.24 MG Re-Registration (Restart)

**Table 170: Message Contents - MG Re-Registration (Restart) and MG Re-Registration (Restart) Ack**

Command/Response	Initiated	Information Element Name	Information Element Description	Information Element Required
MG Re-Registration (Restart)	MG	Context	This information element indicates the H.248 context for the command. Set to NULL.	Mandatory
		Command	This is the H.248 Command. Set to SERVICE CHANGE.	Mandatory
		Termination	This information element indicates the H.248 termination for the command. This is set to ROOT.	Mandatory
		Method	This information element indicates the method for service change. This is set to RESTART.	Mandatory
		Reason	This information element indicates the reason for service change. This is set to the value received from the MGC during the MGC INITIATED SERVICE RESTORATION procedure - see clause 5.20.9.	Mandatory
MG Re-Registration (Restart) Ack	MGC	Context	As received.	Mandatory
		Command	As received.	Mandatory
		Termination	As received.	Mandatory

An example message exchange would be:

- Transaction=1002{Context=- { ServiceChange=ROOT{ Services{Method=Restart, Reason="901"} } } }.
- Reply=1002{Context=-{ServiceChange = ROOT} }.

## 5.20.25 Wildcarded Subtract

**Table 171: Message Contents - Wildcarded Subtract and Wildcarded Subtract Ack**

Command/Response	Initiated	Information Element Name	Information Element Description	Information Element Required
Wildcarded Subtract	MGC	Context	This information element indicates the H.248 context for the command. Set to ALL.	Mandatory
		Command	This is the H.248 Command. Set to SUBTRACT or W-SUBTRACT.	Mandatory
		Termination	This information element indicates the H.248 termination for the command. This is set to ALL or a partially wildcarded identity (e.g. ip/2*).	Mandatory
Wildcarded Subtract Ack	MG	Context	As received (if W prefix used), else a list of specific context IDs.	Mandatory
		Command	As received.	Mandatory
		Termination	As received (if W prefix used), else a list of specific IDs	Mandatory

An example message exchange would be:

- Transaction=1002{Context=\* { W-Subtract=\*{ Audit{ } } } }.
- Reply=1002{Context=\*{Subtract= \* } }.

An example with wildcarding at group level would be:

- Transaction=1002{Context=\* { W-Subtract=ip/5/\*{ Audit{}}}}.
- Reply=1002{Context=\*{Subtract= ip/5/\*}}.

An example with wildcarding at interface level would be:

- Transaction=1002{Context=\* { W-Subtract=ip/\*/5/\*{ Audit{}}}}.
- Reply=1002{Context=\*{Subtract= ip/\*/5/\*}}.

### 5.20.26 MG Redundant Takeover (Secondary)

Void.

### 5.20.27 MGC Initiated Service Cancellation

Void.

### 5.20.28 Audit Service State

Void.

### 5.20.29 Audit ROOT Properties

**Table 172: Message Contents - Audit ROOT Properties and Audit ROOT Properties Ack**

Command/Response	Initiated	Information Element Name	Information Element Description	Information Element Required
Audit ROOT Properties	MGC	Context	This information element indicates the H.248 context for the command. Set to NULL.	Mandatory
		Command	This is the H.248 Command. Set to AUDIT VALUE.	Mandatory
		Termination	This information element indicates the H.248 termination for the command. This is set to ROOT.	Mandatory
		Audit Properties	This is the list of ROOT properties required to be audited by the MGC.	Mandatory
Audit ROOT Properties ACK	MG	Context	As received	Mandatory
		Command	As received.	Mandatory
		Termination	As received	Mandatory
		Root Properties	The returned list of ROOT properties as requested by the MGC.	Mandatory

An example message exchange would be :-

- Audit Request  
Transaction=1002{Context=- { AuditValue=ROOT{ Audit{Media{TerminationState{root/\*}, TerminationState{ipra/ar}, TerminationState{seg/\*}}}}}}.
- Audit Reply with realms named "20", "21", "22", "23", "24", and "100" available in the MG  
Reply=1002{Context=-{AuditValue = ROOT { Media{TerminationState {root/numberOfContexts=1000, root/maxTerminationsPerContext=2, root/normalMGCExecutionTime=2, root/normalMGCExecutionTime=2, root/MGProvisionalResponseTimerValue=5, root/MGCProvisionalResponseTimerValue=5, root/MGCOriginatedPendingLimit=10, root/MGOOriginatedPendingLimit=10, seg/MGMaxPDUSize=1000, seg/MGSegmentationTimerValue=20, ipra/ar=["20","21","22","23","24","100"]}}}}}. OR

- Audit Reply with no realms available in the MG  
Reply=1002{Context=-{AuditValue = ROOT { Media{TerminationState {root/maxNumberOfContexts=1000, root/maxTerminationsPerContext=2, root/normalMGExecutionTime=2, root/normalMGCExecutionTime=2, root/MGProvisionalResponseTimerValue=5, root/MGProvisionalResponseTimerValue=5, root/MGCOriginatedPendingLimit=10, root/MGOriginatedPendingLimit=10, seg/MGMaxPDUSize=1000, seg/MGSegmentationTimerValue=20, ipra/ar=[""]} }}}}



---

Annex A (informative):  
Void

## Annex B (informative): Comparison between ES 283 018 V1.1.4 (Ia Profile Version 1) and TS 102 333 (GCP)

### B.1 General

The H.248 Profile defined in ES 283 018 V1.1.4 [22] supports similar functionality than the Gate Control Profile defined in TS 102 333 [i.1]; however, it is important to note that the "H.248 Profile for the Ia Interface" is a new profile. This annex provides an overview of the main differences between them.

### B.2 Differences between TS 102 333 (GCP) and ES 283 018 V1.1.4 (Ia Profile Version 1)

Table B.1 provides an overview of the differences between the Gate Control Protocol and the H.248 Profile Version 1 for the Ia Interface.

**Table B.1: Difference Between TS 102 333 [i.1] and  
ES 283 018 [22] (V1.1.4)**

Topic	TS 102 333 [i.1] (Gate Control Protocol)	ES 283 018 V1.1.4 [22] (Ia Profile Version 1)
Required H.248 Version	H.248 Version 2	H.248 Version 3
QoS monitoring	Supported	Not Supported
Supported with "latching" capability only	Hosted NAT traversal	Supported with "relatching" capabilities
Connection Model (see note)	A gate is represented by an ephemeral termination. Hence, a bidirectional active session requires two open gates (one at each side of the border gateway)	A gate is represented by a pair of ephemeral terminations (one at each side of the border gateway). A bidirectional active session requires two gates (one per direction) sharing the same pair of terminations
Termination ID structure	ip/<interface>/<id>	ip/<group>/<interface>/<id>
Transport	mandates the support of SCTP, TCP or UDP	Recommends SCTP, UDP as optional
Encoding	Text and Binary	Text
SDP Usage (s=, t=)	Specifies how the s= and t= lines should be set	Provides no guidance on this
Security	IPSec as an option	Does not assume a security mechanism
TimeStamps in ServiceChange and Notify commands	Required	Not required
Transaction Timers	Range is specified as being 100 ms and 5 s	No range specified
<b>Packages</b>		
Generic Package	Version 1	Version 2
Root Package	Version 1	Version 2
NAT traversal package	Supported	Not Supported
IP NAT traversal package	Not Supported	Supported
Congestion Handling package	Supported	Not Supported
Quality Alert Ceasing	Optional	Not Supported
Overload Control	Optional	Not Supported
EMP Package	Optional	Not Supported
Gate Recovery Information	Supported	Not Supported
MGC Information Package	Not Supported	Optional
Segmentation Package	Not Applicable	Optional
NOTE: This difference in modelling does not have any impact on the external behaviour of the border gateway.		

## Annex C (informative): Comparison with Ia Profile Versions 1 and 2

### C.1 General

The H.248 Profile defined in the present document is the upversioned Profile as defined in ES 283 018 V2.7.1 [32]. This annex provides an overview of the main differences between the three profile versions.

### C.2 Differences between ES 283 018 V1.1.4 (Ia Profile Version 1) and ES 283 018 V2.7.1 (Ia Profile Version 2)

Table C.1 provides an overview of the differences between both profiles.

**Table C.1: Difference between ES 283 018 [22] V1.1.4 (Ia Profile Version 1) and ES 283 018 [32] V2.7.1 (Ia Profile Version 2)**

Topic	ES 283 018 [22] V1.1.4 (Ia Profile Version 1)	ES 283 018 [32] V2.7.1 (Ia Profile Version 2)
QoS monitoring	Not Supported	Basic support via H.248 statistics (see clause 5.17.1.6).
TerminationID structure	ip/<group>/<interface>/<id>	ip/<group>/<interface>/<id> Field element "interface" is off-loaded from the semantic of "IP realm/domain" indication.
SDP Usage: "s=", "t=" and "o=" lines	Provides no guidance on this	Guidance provided in clause 5.16.
SDP Usage "b=" line	The bandwidth-value value defines the required <i>protocol layer 2</i> (e.g. Ethernet) bandwidth for the specific H.248 Stream	The bandwidth-value value defines the <i>IP layer</i> bandwidth for the specific H.248 Stream.
Semantic for ignoring SDP information.	Usage of "ignore"	Replacement of "ignore" by text describing the handling of received SDP at the BGF for both media aware and media agnostic cases.
<b>Packages</b>		
RTP Package	Not Supported	Optional Version 1.
IP Domain Connection Package	Not Supported	Version 1.
Media Gateway Overload Control Package	Not Supported	Optional Version 1.
Application Data Inactivity Package	Not Supported	Optional Version 1.
Hanging Termination Package	Not Supported	Optional Version 1.
Statistics Conditional Reporting	Not Supported	Optional Version 1.
<b>Procedures</b>		
Session Independent Procedures (also known as <i>Call Independent Procedures</i> or <i>Non-Call Related Procedures</i> )	Implicit (see note 1) link to TR 183 025 [i.2].	Explicit link to TR 183 025 [i.2] by clause 5.17.2. Additional details in clause 5.19.
	Call-independent procedures for ES 283 018 [22] are defined in a separate document (TR 183 025 [i.2]), which is an overall description for all ETSI defined H.248 profile specifications, i.e. TR 183 025 [i.2] complements each profile specification. The set of profile-applicable call-independent procedures is primarily given by the supported H.248 Command API capabilities for AuditValue (see clause 5.8.5), AuditCapabilities (see clause 5.8.6) and ServiceChange (see clause 5.8.8), and supported packages (e.g. for overload control), by each profile.	

Topic	ES 283 018 [22] V1.1.4 (la Profile Version 1)	ES 283 018 [32] V2.7.1 (la Profile Version 2)
IP Domain/Realm Indication	Via semantical overloading of the TerminationID (see note 2).	Explicit protocol element: via ipdc/realm property (H.248.41; see clause 5.17.1.10).
BGF Resource Reservation	One-stage mechanism	Additional support of a two-stage resource reservation (see clause 5.17.1.11).
RTCP Handling	High-level description in clause 5.17.1.1.	Additional information by clause 5.17.1.7.
NOTE 1: The TR was still in work when la profile version 1 was published.		
NOTE 2: ITU-T Rec. H.248.41 [16] was still in work when la profile version 1 was published.		

### C.3 Differences between ES 283 018 V2.7.1 (la Profile Version 2) and TS 183 018 V3.5.1 (la Profile Version 3)

Table C.2 provides an overview of the differences between both profiles.

**Table C.2: Difference between ES 283 018 [32] V2.7.1 (la Profile Version 2) and the present document (la Profile Version 3)**

Topic	ES 283 018 [32] V2.7.1 (la Profile Version 2)	TS 183 018 V3.5.1 (la Profile Version 3)
<b>Packages</b>		
IP Realm Availability	Not Supported	Optional Version 1
RTP Application Data	Not Supported	Optional Version 1
Latch Statistics	Not Supported	Optional Version 1
Statistic Conditional Reporting	Version 1 only	Optional Version 2
Differentiated Services	Version 1	Version 2
Traffic Policing Statistics	Not Supported	Optional Version 2
<b>Procedures</b>		
Normalization of H.248.11-based overload control loop	"Termination-level MG overload control": Event notification triggered by each incoming ADD.request command	"Context-level MG overload control": Optional normalization: Event notification triggered only by first incoming ADD.request command per Context
Termination name: field element <Group> identifier	value range: 0 to 255	value range: 0 to 65,535
Transport-protocol aware mode	yes	additional values for SDP "m=" line "Transport Protocol" element (clause 5.15)
Session Independent Procedures	Based on TR 183 025 [i.2] v2.0.0	Based on TR 183 025 [i.2] v2.5.0
Topology hiding function	yes	yes, plus explicit description

---

Annex D (informative):  
Void

---

Annex E (informative):  
Void

---

Annex F (informative):  
Void

---

Annex G (informative):  
Void



---

Annex H (informative):  
Void

---

## Annex I (informative): Bibliography

- ITU-T Recommendation H.248.4 (2000): "Gateway control protocol: Transport over Stream Control Transmission Protocol (SCTP)".
- ITU-T H.Sup6 (Supplement 6 to ITU-T H-series Recommendations) (2006): "Control load quantum for decomposed gateways".

## Annex J (informative): Change history

Change history							
Date	WG Doc.	CR	Rev	CAT	Title / Comment	Current Version	New Version
29-05-08	17bTD079r1	013		D	WI-03145 H.248 la Profile Version 3 - Editorials	3.1.0	3.1.1
29-05-08	17bTD080r1	014		D	WI-03145 H.248 la Profile Version 3 - § 2 References - Update	3.1.0	3.1.1
30-05-08	17bTD081r1	015		C	WI-03145 H.248 la Profile Version 3 - Termination Name field <Group> - Range Extension	3.1.0	3.1.1
30-05-08	17bTD082r1	016		D	WI-03145 H.248 la Profile Version 3 Illustration of BGF modes of operation - New annex proposed	3.1.0	3.1.1
30-05-08	17bTD083r2	017		D	WI-03145 H.248 la Profile Version 3 - NA(P)T-less mode of operation - Update	3.1.0	3.1.1
30-05-08	17bTD186r3	018		B	WI-03145 H.248 la Profile Version 3 New annex "Illustration of NAPT modes of operation"	3.1.0	3.1.1
30-05-08	17bTD084r1	019		C	-03145 H.248 la Profile Version 3 H.248.11-based MG Overload Control - Event	3.1.0	3.1.1
30-05-08	17bTD085r2	020		F	WI-03145 H.248 la Profile Version 3 annex F - Examples for Byterate Estimations	3.1.0	3.1.1
30-05-08	17bTD086r2	021		B	WI-03145 H.248 la Profile Version 3 Optional Support of Application-level Statistics	3.1.0	3.1.1
30-05-08	17bTD087r2	022		B	WI-03145 H.248 la Profile Version 3 Support Latch Statistics Package	3.1.0	3.1.1
30-05-08	17bTD088r1	023		D	WI-03145 H.248 la Profile Version 3 RTCP Handling Package- Clarification of Package Usage Details	3.1.0	3.1.1
30-05-08	17bTD089r1	024		F	WI-03145 H.248 la Profile Version 3 IP realm availability status - Update	3.1.0	3.1.1
30-05-08	17bTD090r1	025		D	WI-03145 H.248 la Profile Version 3 Rules for mandatory and optional package elements - Update	3.1.0	3.1.1
30-05-08	17bTD219r1	026		F	Alignment with Mandatory/Optional Clarification	3.1.0	3.1.1
30-05-08	17bTD091r1	027		F	WI-03145 H.248 la Profile Version 3 Implicit Filtering due to Latching - Update / Comment: Additional editorial changes as agreed in WG3 session also applied.	3.1.0	3.1.1
30-05-08	17bTD185r1	028		F	WI-03145 H.248 la Profile Version 3 Revision of annex D.2 'Aspects of filter interaction'	3.1.0	3.1.1
01-06-08	17bTD093r3	029		B	WI-03145 H.248 la Profile Version 3 SDP "m=" line elements - Field "Transport Protocol"	3.1.0	3.1.1
30-05-08	17bTD094r1	030		D	WI-03145 H.248 la Profile Version 3 5.17.1.9 Media Inactivity - Editorials	3.1.0	3.1.1
30-05-08	17bTD095r3	031		D	WI-03145 H.248 la Profile Version 3 Profile Comparison - Update of annex C	3.1.0	3.1.1
29-05-08	17bTD137r2	032		D	WI03145 - CR Sys Man Align	3.1.0	3.1.1
30-05-08	17bTD138r2	033		D	Correction of introductory text in clause 5.19	3.1.0	3.1.1
29-05-08	17bTD139r2	034		D	Errors in Clause 5.20.14	3.1.0	3.1.1
31-05-08	17bTD141r1	035		D	Editorial corrections	3.1.0	3.1.1
31-05-08	17bTD142r1	036		F	Address type included in command level details / Comment: Those changes are not displayed as "tracked changes" in output draft due to deficiency in MS Word. All occurrences of c= lines with IP addresses in 5.20 now also include IP version.	3.1.0	3.1.1
31-05-08	17bTD145r2	037		B	Replace H.248.47 by H.248.47 Revision 1	3.1.0	3.1.1
31-05-08	17bTD147r4	038		B	media-path coupled QoS signalling from and to BGF	3.1.0	3.1.1
31-05-08	17bTD217r1	039		F	Clarification of Definition of "Ignore"	3.1.0	3.1.1
02-07-08	18WTD067r2	040		F	Clarification of Definition of "Ignore" (Continued)	3.1.1	3.1.2
02-07-08	18WTD068r1	041		F	Clarification of RTCP Address	3.1.1	3.1.2
02-07-08	18WTD109r1	042		F	Error in clauses 5.20.1, 5.20.2, 5.20.14, 5.20.17 and 5.20.21	3.1.1	3.1.2
03-07-08	18WTD215r2	043		F	Updates for Title and Abbreviations	3.1.1	3.1.2
02-07-08	18WTD217r1	044		F	Update of provisioned Property values	3.1.1	3.1.2
03-07-08	18WTD220r1	045		D	Annex F.3 - Update	3.1.1	3.1.2
03-07-08	18WTD221r3	046		F	Annex F.2 - Update	3.1.1	3.1.2
03-07-08	18WTD222r1	047		F	Unsymmetrical Remote Network Addresses - Update of § 5.17.1.1.2 and Annex H.2.1	3.1.1	3.1.2
03-07-08	18WTD223r1	048		D	Editorial update of § 5.17.1.5 Bandwidth control	3.1.1	3.1.2
03-07-08	18WTD224r1	049		D	Update of § 5.17.2.1 Relation to TR 183 025	3.1.1	3.1.2
03-07-08	18WTD225r1	050		F	Update of § 5.16 - Support of "a=ptime"	3.1.1	3.1.2
03-07-08	18WTD270r1	051		D	SignalsDescriptor correction	3.1.1	3.1.2
02-07-08	18WTD279r2	052		F	Update of § 5.20.6	3.1.1	3.1.2
07-08					TB approval of CRs 040 to 052	3.1.2	3.2.0
25-09-08	18bTD064r1	053		F	WI-03145 H.248 la Profile Version 3 - Clause 2: Update of References	3.2.0	3.2.1
25-09-08	18bTD065r1	054		F	WI-03145 H.248 la Profile Version 3 - Annex C: Editorial Updates	3.2.0	3.2.1
25-09-08	18bTD066r1	055		F	WI-03145 H.248 la Profile Version 3 - Clause 5.14.2.11: Update of Inactivity Timer Package specification	3.2.0	3.2.1
25-09-08	18bTD068r1	056		F	WI-03145 H.248 la Profile Version 3 - Support of DiffServ Package version 2	3.2.0	3.2.1
25-09-08	18bTD069r1	057		F	WI-03145 H.248 la Profile Version 3 - Support of H.248 statistics for Traffic Policing (IP byte-rate policing)	3.2.0	3.2.1
25-09-08	18bTD070r2	058		A	WI-03145 H.248 la Profile Version 3 Clause 5.14.2.9: Update of VLAN Package specification	3.2.0	3.2.1
25-09-08	18bTD146r2	059		A	Correction to 5.20.7	3.2.0	3.2.1
25-09-08	18bTD150r2	060		A	Editorial IPDC Realm	3.2.0	3.2.1
25-09-08	18bTD163r2	061		F	WI-03145 H.248 la Profile Version 3 - Topology Hiding Function (THF) in IP Media-/Bearer-Path	3.2.0	3.2.1
25-09-08	18bTD164r2	062		F	WI-03145 H.248 la Profile Version 3 - Analysis and taxonomy of NA(P)T modes and check against la profile capabilities	3.2.0	3.2.1
25-09-08	18bTD165r1	063		F	WI-03145 H.248 la Profile Version 3 - More NA(P)T examples for Annex H	3.2.0	3.2.1
24-09-09	18bTD232r1	064		C	Availability of Realms	3.2.0	3.2.1
24-09-08	18bTD233r1	065		D	Editorial corrections	3.2.0	3.2.1
24-09-08	18bTD234r1	066		C	Clarification of Transport aware and agnostic Behavior	3.2.0	3.2.1

Change history							
Date	WG Doc.	CR	Rev	CAT	Title / Comment	Current Version	New Version
25-09-08					Table renumbering	3.2.1	3.2.2
17-11-08					CRs 053 to 066 TB approved at TISPAN#19 and clean-up by ETSI Secretariat	3.2.2	3.3.0
25-11-08	19bTD063r1	067		F	Addition of GW Status Change to Non-Call Related Procedures	3.3.0	3.3.1
25-11-08	19bTD065r1	068		F	Change to annex C.2 regarding SDP "ignore" and alignment of annex C.3	3.3.0	3.3.1
26-11-08	19bTD078r1	069		C	Clarification of control of media aware and media agnostic modes	3.3.0	3.3.1
20-01-09	19tTD105r2	070		F	Clarification of Table 89	3.3.1	3.3.2
19-01-09	19tTD106r2	071		D	Clarification of reference to nt/os and nt/or	3.3.1	3.3.2
20-01-09	19tTD129r2	072		D	Improvement to text in clause 5.17.1.7.1.3	3.3.1	3.3.2
20-01-09	19tTD130r2	073		D	Inconsistency of format of heading titles	3.3.1	3.3.2
20-01-09	19tTD131r2	074		F	Missing Refereces in la v3	3.3.1	3.3.2
20-01-09	19tTD132r2	075		F	Error in table 49	3.3.1	3.3.2
20-01-09	19tTD133r2	076		F	Change to table 62	3.3.1	3.3.2
20-01-09	19tTD134r2	077		D	Error in table 79	3.3.1	3.3.2
20-01-09	19tTD135r3	078		F	Error in table 80	3.3.1	3.3.2
21-01-09	19tTD136r2	079		D	Removal of Informative Annexes	3.3.1	3.3.2
21-01-09	19tTD200r1	080		F	Addition of procedure of Mid-Session Update - Remote Addr and Port Change	3.3.1	3.3.2
25-02-09	20WTD154r1	081		F	Clarification of latching of streams with multiple flows	3.3.2	3.3.3
25-02-09	20WTD155r1	082		F	Removal of RSVP package	3.3.2	3.3.3
25-02-09	20WTD204r1	083		F	H.248 la Profile Version 3 - Corrections for Table 5 on Group/interface relationship	3.3.2	3.3.3
25-02-09	20WTD111r1	084		F	Error in table 48	3.3.2	3.3.3
25-02-09	20WTD112r1	085		F	Clarification in clause 5.19.2	3.3.2	3.3.3
25-02-09	20WTD113r2	086		F	Clarification in clause 5.19.13	3.3.2	3.3.3
25-02-09	20WTD114r1	087		F	Correction / clarification regarding wildcarded subtracts	3.3.2	3.3.3
25-02-09	20WTD133r1	088		F	Correction of errors - mirror CR from la v2	3.3.2	3.3.3
25-02-09	20WTD160r1	089		F	Editorial modification of procedure of Mid-Session Update	3.3.2	3.3.3
25-02-09	20WTD207r1	090		F	H.248 la Profile Version 3 - Missing reference to Border Guideway guidelines	3.3.2	3.3.3
10-03-09					CRs 067 to 090 TB approved at TISPAN#20	3.3.3	3.4.0
17-03-09	20bTD039r1	091		D	Resolving editor's note in 5.14.2.18	3.4.0	3.4.1
17-03-09	20bTD040r1	092		F	Resolving editor's note in 5.6.1.1.1.1	3.4.0	3.4.1
17-03-09	20bTD041r1	093		F	Resolving editor's notes AVPF and L4 agnostic mode	3.4.0	3.4.1
17-03-09	20bTD042r2	094		F	Clarification of usage of session dependent procedures	3.4.0	3.4.1
18-03-09	20bTD043r1	095		F	Clarification of descriptors used in Notify	3.4.0	3.4.1
18-03-09	20bTD044r1	096		D	Resolving editor's note on differences to la v2	3.4.0	3.4.1
18-03-09	20bTD045r1	097		F	Resolving editor's note on THF	3.4.0	3.4.1
18-03-09	20bTD046r1	098		F	Resolving editor's note on NA(P)T-less mode	3.4.0	3.4.1
18-03-09	20bTD51r1	099		D	Clarification of 1-stage resource reservation	3.4.0	3.4.1
18-03-09	20bTD079r1	100		F	Error in clause 5.8.5	3.4.0	3.4.1
18-03-09	20bTD080r1	101		F	Errors in clause 5.8.8	3.4.0	3.4.1
18-03-09	20bTD081r1	102		F	Error in clause 5.17.1.6	3.4.0	3.4.1
18-03-09	20bTD082r2	103		F	Errors in clause 5.18	3.4.0	3.4.1
18-03-09	20bTD083r1	104		F	Errors in clause 5.18.1.1.1	3.4.0	3.4.1
18-03-09	20bTD084r1	105		F	Errors in clause 5.19.4.2/5.19.9	3.4.0	3.4.1
18-03-09	20bTD085r1	106		F	Error in clause 5.20.4	3.4.0	3.4.1
18-03-09	20bTD086r1	107		F	Error in clause 5.20.29	3.4.0	3.4.1
18-03-09	20bTD087r1	108		F	Corrections due to various packages being consented by ITU-T SG16 in Jan/Feb 2009.	3.4.0	3.4.1
18-03-09	20bTD088r1	109		F	Error in table 49	3.4.0	3.4.1
18-03-09	20bTD089r1	110		F	Errors in table 142	3.4.0	3.4.1
18-03-09	20bTD162r2	111		F	New procedure in 5.18 to cover stream deletion during session establishment.	3.4.0	3.4.1
09-06-09	20WTD104r1	112		F	Header caption alignments in clause 5.18.	3.4.1	3.4.2
09-06-09	21WTD105r1	113		F	Error in table 5.	3.4.1	3.4.2
09-06-09	21WTD106r3	114		F	Addition of SDP o/s/t lines to tables in clause 5.18	3.4.1	3.4.2
09-06-09	21WTD107r2	115		F	Miscellaneous corrections. Typos corrected and changes applied to 5.18 and 5.20 to ensure that all package properties/events / signals / stats are cited.	3.4.1	3.4.2
09-06-09	21WTD108r1	116		F	Editorial change to add AF to abbreviations.	3.4.1	3.4.2
09-06-09	21WTD109r1	117		F	Audit related errors/omissions.	3.4.1	3.4.2
09-06-09	21WTD110r1	118		F	Error in H248 syntax in clause 5.18.1.4.1.	3.4.1	3.4.2
					Publication	3.4.2	3.5.1

---

## History

<b>Document history</b>		
V3.5.1	July 2009	Publication