

**IMS Network Testing (INT);
Network Integration Testing;
Part 4: Abstract Test Suite (ATS) and partial Protocol
Implementation eXtra Information for Testing
(PIXIT) proforma specification**



Reference

DTS/INT-00010-4

Keywords

ATS, interoperability, PIXIT, SIP, testing, TTCN

ETSI

650 Route des Lucioles
F-06921 Sophia Antipolis Cedex - FRANCE

Tel.: +33 4 92 94 42 00 Fax: +33 4 93 65 47 16

Siret N° 348 623 562 00017 - NAF 742 C
Association à but non lucratif enregistrée à la
Sous-Préfecture de Grasse (06) N° 7803/88

Important notice

Individual copies of the present document can be downloaded from:

<http://www.etsi.org>

The present document may be made available in more than one electronic version or in print. In any case of existing or perceived difference in contents between such versions, the reference version is the Portable Document Format (PDF). In case of dispute, the reference shall be the printing on ETSI printers of the PDF version kept on a specific network drive within ETSI Secretariat.

Users of the present document should be aware that the document may be subject to revision or change of status. Information on the current status of this and other ETSI documents is available at

<http://portal.etsi.org/tb/status/status.asp>

If you find errors in the present document, please send your comment to one of the following services:

http://portal.etsi.org/chaicor/ETSI_support.asp

Copyright Notification

No part may be reproduced except as authorized by written permission.
The copyright and the foregoing restriction extend to reproduction in all media.

© European Telecommunications Standards Institute 2010.
All rights reserved.

DECT™, **PLUGTESTS™**, **UMTS™**, **TIPHON™**, the TIPHON logo and the ETSI logo are Trade Marks of ETSI registered for the benefit of its Members.

3GPP™ is a Trade Mark of ETSI registered for the benefit of its Members and of the 3GPP Organizational Partners.

LTE™ is a Trade Mark of ETSI currently being registered

for the benefit of its Members and of the 3GPP Organizational Partners.

GSM® and the GSM logo are Trade Marks registered and owned by the GSM Association.

Contents

Intellectual Property Rights	4
Foreword.....	4
1 Scope	5
2 References	5
2.1 Normative references	5
2.2 Informative references.....	6
3 Definitions and abbreviations.....	7
3.1 Definitions.....	7
3.2 Abbreviations	7
4 Abstract Test Method (ATM).....	8
4.1 Network architecture	8
4.2 Protocol architecture.....	8
4.3 Test architecture	9
4.3.1 Test configuration	9
4.3.1.1 Configurations using Gm interface only	9
4.3.2 Test system architecture.....	10
4.3.2.1 General	10
4.3.2.2 Structure.....	10
4.3.2.3 Interaction between TTCN-3 Executable (TE) and SUT Adapter (SA).....	11
4.3.2.3.1 Sending and receiving SIP/IMS messages	11
4.3.2.3.2 Security and messages compression feature.....	12
4.3.2.3.3 Additional SA constraints.....	12
4.3.2.4 Encoding/Decoding requirements	12
4.3.2.4.1 Encoding/Decoding System requirements for basic SIP messages/headers	12
4.3.2.4.2 Encoding/Decoding System requirements for basic SIP and SIP/IMS specific messages and headers.....	13
4.3.2.5 Platform adaptation requirements	14
5 The ATS development process.....	15
5.1 Requirements and Test Purposes.....	15
5.2 ATS structure	15
5.2.1 Test case grouping	15
5.2.2 Test case identifiers	16
5.3 ATS specification framework.....	16
5.3.1 ATS Library.....	16
5.3.2 Use of TTCN-3	17
5.3.2.1 General	17
5.3.2.2 TTCN-3 naming conventions.....	18
5.3.2.3 Additional TTCN-3 IMS/SIP naming convention	19
5.3.2.4 Additional concepts and conventions.....	20
5.3.2.5 PICS information	20
5.3.2.6 Test Suite documentation.....	20
Annex A (normative): Partial PIXIT proforma	21
A.1 Introduction	21
A.2 PIXIT items	21
A.2.1 SIP-related PIXIT.....	21
A.2.2 IMS-related PIXIT	23
A.2.3 ATS-related PIXIT	26
Annex B (informative): TTCN-3 library modules.....	27
History	28

Intellectual Property Rights

IPRs essential or potentially essential to the present document may have been declared to ETSI. The information pertaining to these essential IPRs, if any, is publicly available for **ETSI members and non-members**, and can be found in ETSI SR 000 314: "*Intellectual Property Rights (IPRs); Essential, or potentially Essential, IPRs notified to ETSI in respect of ETSI standards*", which is available from the ETSI Secretariat. Latest updates are available on the ETSI Web server (<http://webapp.etsi.org/IPR/home.asp>).

Pursuant to the ETSI IPR Policy, no investigation, including IPR searches, has been carried out by ETSI. No guarantee can be given as to the existence of other IPRs not referenced in ETSI SR 000 314 (or the updates on the ETSI Web server) which are, or may be, or may become, essential to the present document.

Foreword

This Technical Specification (TS) has been produced by ETSI Technical Committee IMS Network Testing (INT).

The present document is part 4 of a multi-part deliverable covering Network Integration Testing, as identified below:

- Part 1: "Test Suite Structure and Test Purposes (TSS&TP) for SIP-ISDN";
- Part 2: "Abstract Test Suite (ATS) and partial Protocol Implementation eXtra Information for Testing (PIXIT) proforma specification";
- Part 3: "Test Suite Structure and Test Purposes (TSS&TP) for SIP-SIP";
- Part 4: "Abstract Test Suite (ATS) and partial Protocol Implementation eXtra Information for Testing (PIXIT) proforma specification".**

1 Scope

The purpose of the present document is to provide the Abstract Test Suite (ATS) and partial Protocol Implementation eXtra Information for Testing (PIXIT) proforma for Network Integration Testing (NIT) to verify the overall compatibility of SIP networks based on Session Initiation Protocol (SIP) and Session Description Protocol (SDP) as specified in ES 283 003 [1] in compliance with the relevant requirements and in accordance with the relevant guidance given in ISO/IEC 9646-7 [4] and ETS 300 406 [5].

The content of the present document is written according to the guidelines of ISO/IEC 9646-1 [3] and ETS 300 406 [5].

The following test specification and design considerations can be found in the body of the present document:

- the overall test suite structure;
- the testing architecture;
- the test methods and port definitions;
- the test configurations;
- the design principles, assumptions, and used interfaces to the TTCN3 tester (System Simulator);
- TTCN styles and conventions;
- the partial PIXIT proforma;
- the modules containing the TTCN-3 ATS.

Annex A provides the Partial Implementation Extra Information for Testing (PIXIT) Proforma of the ATS.

Annex B provides the Testing and Test Control Notation (TTCN-3) part of the ATS.

2 References

References are either specific (identified by date of publication and/or edition number or version number) or non-specific. For specific references, only the cited version applies. For non-specific references, the latest version of the reference document (including any amendments) applies.

Referenced documents which are not found to be publicly available in the expected location might be found at <http://docbox.etsi.org/Reference>.

NOTE: While any hyperlinks included in this clause were valid at the time of publication ETSI cannot guarantee their long term validity.

2.1 Normative references

The following referenced documents are necessary for the application of the present document.

- [1] ETSI ES 283 003 (V2.6.1): "Telecommunications and Internet converged Services and Protocols for Advanced Networking (TISPAN); IP Multimedia Call Control Protocol based on Session Initiation Protocol (SIP) and Session Description Protocol (SDP) Stage 3 [3GPP TS 24.229 [Release 7], modified]".
- [2] IETF RFC 3261 (2002): "SIP: Session Initiation Protocol".
- [3] ISO/IEC 9646-1 (1994): "Information technology - Open Systems Interconnection - Conformance testing methodology and framework - Part 1: General concepts".
- [4] ISO/IEC 9646-7: "Information technology - Open Systems Interconnection - Conformance testing methodology and framework - Part 7: Implementation Conformance Statements".

- [5] ETSI ETS 300 406: "Methods for testing and Specification (MTS); Protocol and profile conformance testing specifications; Standardization methodology".
- [6] ETSI ES 201 873-1: "Methods for Testing and Specification (MTS); The Testing and Test Control Notation version 3; Part 1: TTCN-3 Core Language".
- [7] ETSI ES 201 873-5: "Methods for Testing and Specification (MTS); The Testing and Test Control Notation version 3; Part 5: TTCN-3 Runtime Interface (TRI)".
- [8] ETSI ES 201 873-6: "Methods for Testing and Specification (MTS); The Testing and Test Control Notation version 3; Part 6: TTCN-3 Control Interface (TCI)".
- [9] ETSI TS 186 001-3 (V1.0.0): "Technical Committee for IMS Network Testing (INT); Network Integration Testing; Part 3: Test Suite Structure and Test Purposes (TSS&TP) for SIP-SIP".
- [10] ETSI TS 102 027-3 (V3.1.1): "Methods for Testing and Specification (MTS); Conformance Test Specification for SIP (IETF RFC 3261); Part 3: Abstract Test Suite (ATS) and partial Protocol Implementation eXtra Information for Testing (PIXIT) proforma".
- [11] ETSI TS 102 351 (V2.1.1): "Methods for Testing and Specification (MTS); Internet Protocol Testing (IPT); IPv6 Testing: Methodology and Framework".
- [12] ETSI EG 202 568: "Methods for Testing and Specification (MTS); Internet Protocol Testing (IPT); Testing: Methodology and Framework".
- [13] IETF RFC 2617: "HTTP Authentication: Basic and Digest Access Authentication".
- [14] IETF RFC 1321: "The MD5 Message-Digest Algorithm".

2.2 Informative references

The following referenced documents are not necessary for the application of the present document but they assist the user with regard to a particular subject area.

- [i.1] ETSI TS 124 504 (V8.5.0): "Digital cellular telecommunications system (Phase 2+); Universal Mobile Telecommunications System (UMTS); LTE; TISPAN; PSTN/ISDN simulation services: Communication Diversion (CDIV); Protocol specification (3GPP TS 24.504 version 8.5.0 Release 8)".
- [i.2] IETF RFC 3265: "Session Initiation Protocol (SIP)-Specific Event Notification".
- [i.3] IETF RFC 3311: "The Session Initiation Protocol (SIP) UPDATE Method".
- [i.4] IETF RFC 3313: "Private Session Initiation Protocol (SIP) Extensions for Media Authorization".
- [i.5] IETF RFC 3262: "Reliability of Provisional Responses in the Session Initiation Protocol (SIP)".
- [i.6] IETF RFC 3327: "Session Initiation Protocol (SIP) Extension Header Field for Registering Non-Adjacent Contacts".
- [i.7] IETF RFC 3329: "Security Mechanism Agreement for the Session Initiation Protocol (SIP)".
- [i.8] IETF RFC 3428: "Session Initiation Protocol (SIP) Extension for Instant Messaging".
- [i.9] IETF RFC 3455: "Private Header (P-Header) Extensions to the Session Initiation Protocol (SIP) for the 3rd-Generation Partnership Project (3GPP)".
- [i.10] IETF RFC 3608: "Private Header (P-Header) Extensions to the Session Initiation Protocol (SIP) for the 3rd-Generation Partnership Project (3GPP)".
- [i.11] IETF RFC 4028: "Session Timers in the Session Initiation Protocol (SIP)".

3 Definitions and abbreviations

3.1 Definitions

For the purposes of the present document, the terms and definitions given in ISO/IEC 9646-7 [4] and the following apply:

abstract test case: Refer to ISO/IEC 9646-1 [3].

Abstract Test Method (ATM): Refer to ISO/IEC 9646-1 [3].

Abstract Test Suite (ATS): Refer to ISO/IEC 9646-1 [3].

Implementation Under Test (IUT): Refer to ISO/IEC 9646-1 [3].

Lower Tester (LT): Refer to ISO/IEC 9646-1 [3].

Test Purpose (TP): Refer to ISO/IEC 9646-1 [3].

3.2 Abbreviations

For the purposes of the present document, the abbreviations given in ISO/IEC 9646-1 [3], ISO/IEC 9646-7 [4] and the following apply:

AS	Application Server
ATM	Abstract Test Method
ATS	Abstract Test Suite
CSCF	Call Session Control Function
EDS	Encoding/Decoding System
ETS	Executable Test Suite
IBCF	Interconnection Border Control Function
I-CSCF	Interrogating CSCF
IMS	IP Multimedia Subsystem
IP	Internet Protocol
IUT	Implementation Under Test
LT	Lower Tester
NIT	Network Integration Testing
PA	Platform Adapter
P-CSCF	Proxy CSCF
PICS	Protocol Implementation Conformance Statement
PIXIT	Partial Protocol Implementation eXtra Information for Testing
SA	SUT Adapter
S-CSCF	Serving CSCF
SDP	Session Description Protocol
SIP	Session Initiation Protocol
SUT	System Under Test
TC	Test Case
TCI	TTCN-3 Control Interface
TCP	Transmission Control Protocol
TE	TTCN-3 Executable
TL	Test Logging
TM	Test Management
TP	Test Purpose
TRI	TTCN-3 Runtime Interface
TS	Test System
TSI	Test System Interface

TSS	Test Suite Structure
TTCN	Testing and Test Control Notation
TTCN-3	Testing and Test Control Notation version 3
UDP	User Datagram Protocol
UE	User Equipment

4 Abstract Test Method (ATM)

This clause describes the ATM used to test TS 186 001-3 [9].

4.1 Network architecture

The SUT is assumed as a complete IMS core network and contains the following components: P-CSCF, I/S-CSCF and possibly IBCF.

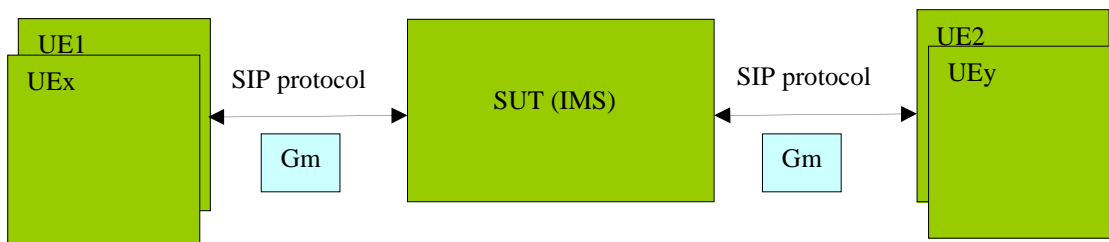
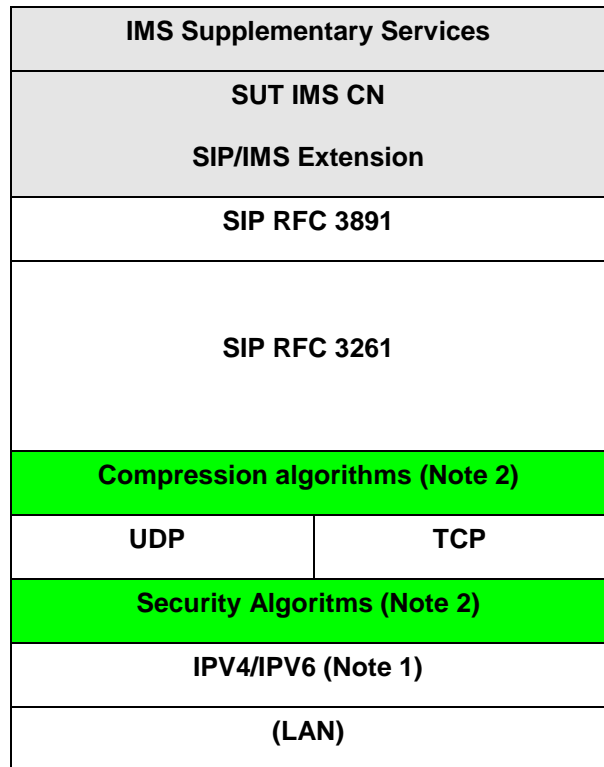


Figure 1: SUT test interface

4.2 Protocol architecture

The Implementation Under Test (IUT) for which this test case specification applies consists of the IMS Supplementary Services, the underlying SIP Core Network and the SIP protocol (see figure 2).



NOTE 1: Both IPV4 and IPV6 addressing should be supported.

NOTE 2: Optional security and compression algorithms should be supported.

Figure 2: SIP protocol architecture

4.3 Test architecture

4.3.1 Test configuration

The target SUT to be covered by the test purposes of TS 186 001-3 [9] addresses the IMS functional entities that are accessible via the Gm interface.

This clause introduces the test configuration that has been used for the test purpose definitions. The Test System (TS) simulates the behaviour of one or more UEs.

4.3.1.1 Configurations using Gm interface only

The Gm interface is located between UE and the SUT.

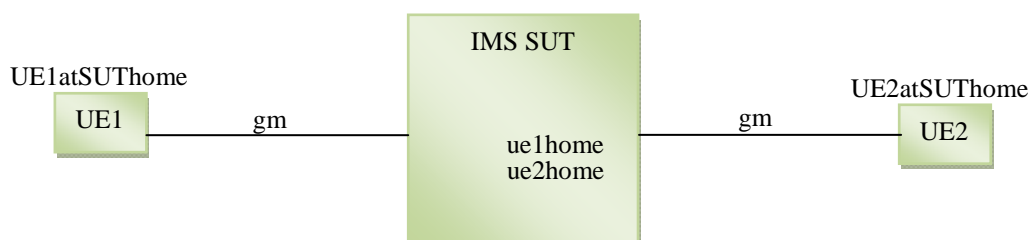


Figure 3: Test configuration CF_1

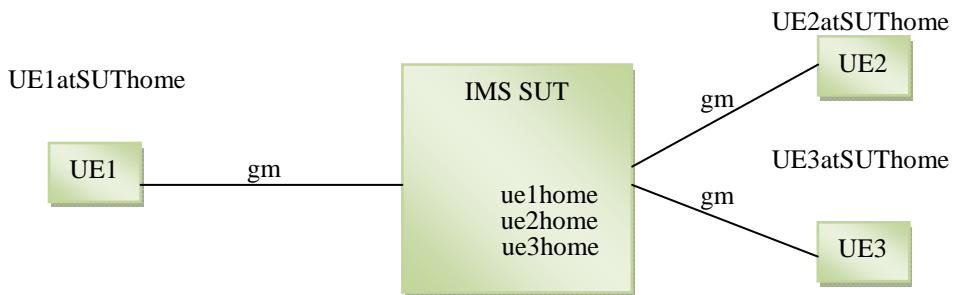


Figure 4: Test configuration CF_2

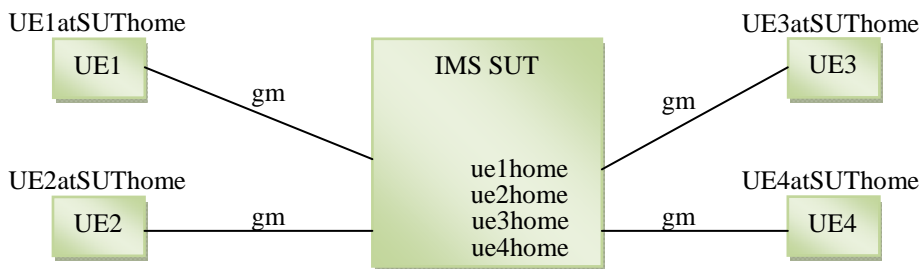


Figure 5: Test configuration CF_3

4.3.2 Test system architecture

4.3.2.1 General

Test systems that implement this ATS shall conform to the requirements as defined in this clause.

4.3.2.2 Structure

An abstract architecture for a Test System (TS) implementing a TTCN-3 ATS is displayed in figure 6 and also stated in ES 201 873-5 [7].

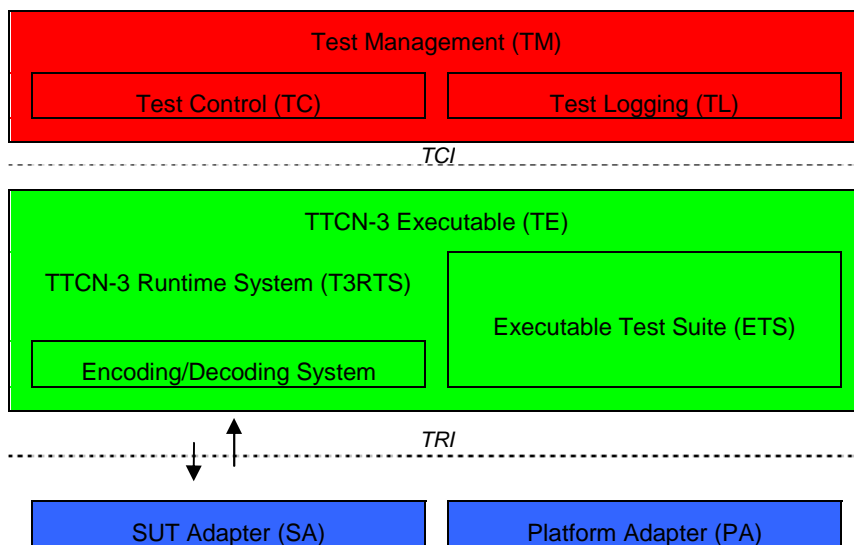


Figure 6: Abstract Test System Architecture

A TS has two interfaces, the TTCN-3 Control Interface (TCI) and the TTCN-3 Runtime Interface (TRI), which specify the interface between Test Management (TM) and TTCN-3 Executable (TE) entities, and TE, SUT Adapter (SA) and Platform Adapter (PA) entities, respectively. Out of these two interfaces the TRI has been standardized in ES 201 873-5 [7], whereas the specification and implementation of the TCI is in ES 201 873-6 [8].

The part of TS that deals with interpretation and execution of TTCN-3 modules, i.e. the Executable Test Suite (ETS), is shown as part of the TTCN-3 Executable (TE). This ETS corresponds either to the executable code produced by a TTCN-3 compiler or a TTCN-3 interpreter from the TTCN-3 ATS in a TS implementation. The remaining part of the TS, which deals with any aspects that cannot be concluded from information being present in the TTCN-3 ATS alone, can be decomposed into Test Management (TM), SUT Adapter (SA) and Platform Adapter (PA) entities. In general, these entities cover a TS user interface, test execution control, test event logging, communication of test data with the SUT, and timer implementation.

The part of SA used for SIP message transfer shall implement the TRI adaptation as well as the SIP transport protocol architecture described in clause 4.2.

The Encoding/Decoding System (EDS) entity, as far as applied to SIP messages, with the TE and Test Logging (TL) entity within the TM shall comply with the conventions defined in clause 4.3.2 of TS 102 027-3 [10].

4.3.2.3 Interaction between TTCN-3 Executable (TE) and SUT Adapter (SA)

4.3.2.3.1 Sending and receiving SIP/IMS messages

Before starting a test case, the SA shall provide the transport of SIP messages by establishing appropriate connections on the lower layers (shown in figure 6).

In order to forward messages received in the SA to the test suite and to send them to the SUT a clear and unique association between the TTCN-3 TSI ports and the real IP and port addresses used by the SUT is needed during test execution. The SA retrieves this information via values of TTCN-3 module parameters, i.e. PIXITs, and mappings to TSI ports, i.e. triMap operation invocations. TSI port names are the main source for the relating TSI ports with SUT IP addresses and ports.

Table 1 provides the relationships for TSI ports and SUT IP addresses and ports.

Table 1: TSI port mappings

TSI port	SUT (IP address, Port Id)	Test system (IP address, Port id)
UE1	PX_IMS_SUT_PCSCF1_IPADDR, PX_IMS_SUT_PCSCF1_PORT	PX_IMS_TS_UE1_IPADDR, PX_IMS_TS_UE1_PORT
UE2	PX_IMS_SUT_PCSCF2_IPADDR, PX_IMS_SUT_PCSCF2_PORT	PX_IMS_TS_UE2_IPADDR, PX_IMS_TS_UE2_PORT
UE3	PX_IMS_SUT_PCSCF3_IPADDR, PX_IMS_SUT_PCSCF3_PORT	PX_IMS_TS_UE3_IPADDR, PX_IMS_TS_UE3_PORT
UE4	PX_IMS_SUT_PCSCF4_IPADDR, PX_IMS_SUT_PCSCF4_PORT	PX_IMS_TS_UE4_IPADDR, PX_IMS_TS_UE4_PORT

NOTE 1: TSI portnames are defined in `AtsNIT_SipSip_TestSystem` module as part of the `TestComponent` type. Module parameters for the address information are defined in `LibImS_PIXIT` module (cp. section `ATS` library).

NOTE 2: For each test configuration listed above a TTCN-3 configuration functions has been implemented with the required mapping and unmapping statements (cp. module `AtsNIT_SipSip_TestConfiguration`).

Figure 7 illustrates the interconnection of TS and SUT in terms of signalling message associations.

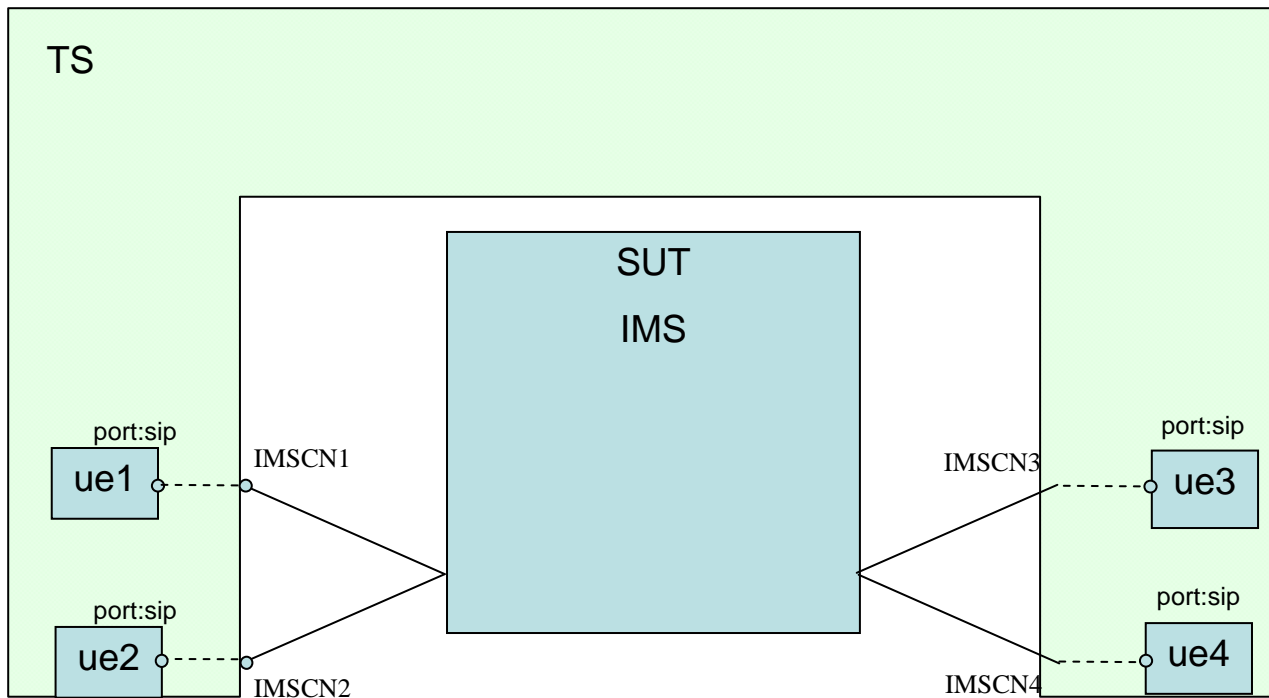


Figure 7: Abstract port association

4.3.2.3.2 Security and messages compression feature

Security transport layer, and signalling compression may be used transparently to the ATS.

4.3.2.3.3 Additional SA constraints

In order to execute this test suite the SA should support:

- communication channel handling (at least UDP and possibly also TCP);
- IPv4 transport.

4.3.2.4 Encoding/Decoding requirements

4.3.2.4.1 Encoding/Decoding System requirements for basic SIP messages/headers

SIP is a text-based protocol that allows different syntactical presentations of the same information. In general, an implementation of this ATS should use a EDS to parse received encoded messages into TTCN-3 type structures and values, and encode structured TTCN-3 type structures and values into encoded messages. This EDS is not part of the ATS. Still all encoded messages, i.e. the messages as they are transmitted by the SA to or received by the SA from the SUT, shall be logged.

The following terms shall be used for the conventions defined below:

Syntactic delimiter	syntactic delimiters are characters like "=" or ";" that are used to separate encoded values.
LWS	linear white spaces as defined in RFC 3261 [2].
Parameter name	name of header parameters as defined in RFC 3261 [2].
Parameter value	the value of a parameter as defined in RFC 3261 [2].
Undefined method	an undefined method is a method other than: "INVITE", "ACK", "BYE", "CANCEL" and "REGISTER", "MESSAGE", "REFER", "SUBSCRIBE", "NOTIFY", "PRACK", "UPDATE".

Undefined header	an undefined header is a header other than general-header, entity-header, request-header and response header as defined in RFC 3261 [2].
Unexpected header	an unexpected header is a header, which shall not be present in a specific request message. This definition complies to the definition of NOT APPLICABLE in RFC 3261 [2], section 20 for request messages.

Decoder requirements

TTCN-3 fields should not contain syntactic delimiters like white space, semicolon, equal characters etc. in fully decoded fields. Instead the information provided by a parser shall be used to build the decoded message in TTCN-3. Decoded messages shall use the TTCN-3 enumeration types where ever appropriate, e.g. for the method and the header field name.

For `charstring` fields the following decoding rules shall be applied by the EDS:

- 1) Subsequent LWS shall compress to a single space character " ".
- 2) Decoded parameter names shall use only lower case letters.
- 3) Parameter values containing an integer value shall be decoded to a TTCN-3 integer value where a TTCN-3 `integer` type is used for a SIP parameter value.

The following decoding rules shall be applied by the EDS to each received message in the following order:

- 1) In case a request message indicating an undefined method is received by the test system, the message shall not be passed in the TE to the ETS. However the message is subject to logging as defined in clause 4.3.3 ("Logging conventions").
- 2) In case an undefined header has been received the header field shall be decoded as `undefinedHeader` field.

RFC 3261 [2] allows for multiple header field values of the same kind to either arrive in one or multiple occurrences of the corresponding header field. The SIP ATS has been written assuming only the first format. Therefore, should the EDS receive multiple header fields of the same kind in a SIP message, e.g. of a Via header field, it shall convert them into the equivalent single header field with multiple values. This can be achieved by adding the value of, e.g. the second received Via header field as the last value to the value(s) of the first Via header field.

Encoder requirements

Encoders shall follow all encoding rules that are defined in RFC 3261 [2] when encoding structured values received from templates. This applies in particular to but it is not restricted to section 7.3.1 of RFC 3261 [2].

Values of type `raw` shall be send to the SUT without any modification.

4.3.2.4.2 Encoding/Decoding System requirements for basic SIP and SIP/IMS specific messages and headers

In order to execute this test suite the following SIP messages and specific header should be supported by the encoding/decoding system.

Table 2: IMS Basic and Specific messages

Msg-Name	RFC	Gm tx	Gm rx
Requests			
ACK	3261 [2]	x	x
BYE	3261 [2]	x	x
INVITE	3261 [2]	x	x
CANCEL	3261 [2]	x	x
MESSAGE	3428 [i.8]	x	x
NOTIFY	3265 [i.2]	x	x
SUBSCRIBE	3265 [i.2]	x	-
UPDATE	3311 [i.3]	x	x
PRACK	3262 [i.5]	x	x
Responses			
100	3261 [2]	x	x
180	3261 [2]	x	x
181	3261 [2]	x	x
200	3261 [2]	x	x
3xx	3261 [2]	x	x
4xx	3261 [2]	x	x
401	3261 [2]	x	x
408	3261 [2]	x	x
480	3261 [2]	x	x
488	3261 [2]	x	x
5xx	3261 [2]	x	x

Table 3: IMS specific headers

Header-Name	RFC	Gm
Min-SE	4028 [i.11]	x
Path	3327 [i.6]	-
P-Access-Network-Info	3455 [i.9]	x
P-Asserted-Service	draft-drage-sipping-service-identification-01	-
P-Called-Party-ID	3455 [i.9]	-
P-Charging-Function-Addresses	3455 [i.9]	x
P-Charging-Vector	3455 [i.9]	x
P-Media-Authorization	3313 [i.4]	x
P-Visited-Network-ID	3455 [i.9]	-
Security-Client	3329 [i.7]	x
Security-Server	3329 [i.7]	x
Security-Verify	3329 [i.7]	x
Service-Route	3608 [i.10]	x
Session-Expires	4028 [i.11]	x

4.3.2.5 Platform adaptation requirements

For the execution of this test suite implementations of the following external functions have to be provided (cp. module LibSip_Steps):

- 1) *rndStr()* return charstring;
returns a random charstring;
- 2) *putInLowercase(charstring par_string)* return charstring;
returns the equivalent string in lower case;
- 3) *getIpAddr(charstring host_name)* return charstring;
resolves a domain name to its equivalent IPv4 address;

- 4) *calculateDigestResponse(charstring nonce, charstring cnonce, charstring user, charstring realm, charstring passwd, charstring alg, charstring nonceCount, charstring method, charstring qop, charstring URI, charstring HEntity)* return charstring;
 generates a digest response according to RFC 2617 [13] (HTTP Authentication: Basic and Digest Access Authentication), and RFC 1321 [14] The MD5 Message-Digest Algorithm. (See RFC 2617 [13], chapter 5 Sample implementation, for example usage, as the signature of calculateDigestResponse is according to the example given in the RFC.)

5 The ATS development process

5.1 Requirements and Test Purposes

For each test purpose there is a table defined in clause 6 of TS 186 001-3 [9]. The requirements applicable to this TP are given by a reference to RFC 3261 [2] (SIP) or ES 283 003 [1]. There are no explicit formulations of requirements.

5.2 ATS structure

5.2.1 Test case grouping

The ATS structure defined in table 4 is based on the structuring of Test Purposes in clause 5 of TS 186 001-3 [9]. The group names in columns 1 to 2 of table 4 are those assigned in the ATS; they are based on the names provided in clause 5 of TS 186 001-3 [9], but use the naming conventions defined for the ATS (see clause 5.3.2.2).

Table 4: ATS structure

C – Plane / U – Plane
 Basic_Call

	Successful	
	Normal call establishment	SS__XX__xx
	Codec negotiation	SS__CN__xx
	UPDATE	SS__XX__UP__xx
	Unsuccessful	
		SS__XX__Uxx
Supplementary_Services		
OIP		SS__XXSS__OIPxx
OIR		SS__XXSS__OIRxx
TIP		SS__XXSS__TIPxx
TIR		SS__XXSS__TIRxx
HOLD		SS__XXSS__CHxx
CDIV		
	CFU	SS__XXSS__CFUxx
	CFB	SS__XXSS__CFBxx
	CFNR	SS__XXSS__CFNRxx
	CFNRc	SS__XXSS__CFNRcxx
	CFNL	SS__XXSS__CFNLxx
	CD	SS__XXSS__CDxx
CONF		
	CONF_CRE	SS__XXSS__CONF_CRExx
	CONF_IN	SS__XXSS__CONF_INVxx
	CONF_LEAV	SS__XXSS__CONF_LEAVxx
	CONF_REMOV	SS__XXSS__CONF_REMOVxx
CW		SS__XXSS__CWxx
CCBS		SS__XXSS__CCBSxx
CCNR		SS__XXSS__CCNRxx
ECT		SS__XXSS__ECT

5.2.2 Test case identifiers

The test case names are built up according to the following scheme:

Table 5: TC identifier naming convention scheme

Identifier: TC_SS_<tp_name>		
SS	=	Supplementary Services
<tp_name>	=	Test Purpose Name as defined in the test purpose doc

5.3 ATS specification framework

5.3.1 ATS Library

For this ATS the TTCN-3 library modules are basically organized as:

- 1) SIP/IMS modules;
- 2) SIP Common modules (RFC 3261 [2]);
- 3) LibCommon modules (taken from an improved version of TS 102 351 [11]).

Table 6 shows the organisation of the ATS as library of modules.

Table 6: Library of modules

Module Class	Module Id	Description
LibCommon	LibCommon_AbstractData	Generic data types for a stack and its operations
	LibCommon_BasicTypesAndValues	Basic type and value definitions (integer and Boolean)
	LibCommon_DataStrings	Bit and Octet string types
	LibCommon_Sync	Co-ordination/synchronization of test components
	LibCommon_TextStrings	Basic character and string types with fixed length
	LibCommon_Time	Time handling functions and module parameter
	LibCommon_VerdictControl	Basic functions for setting of test component verdicts
LibIms	LibIms_PIXITS	IMS specific common Module Parameter (e.g. addresses related to SUT components and TS) declarations associated with PIXIT
	LibIms_Interface	IMS component (see note)
	LibIms_SIPTypesAndValues	IMS specific user and interface specific profile data (see note)
	LibIms_Templates	Modified templates with IMS specific header fields
	LibIms_Steps	functions using IMS specific types
LibSip	LibSip_PIXITS	SIP general common Module Parameter (e.g. SDP/SIP procedure options) declarations associated with PIXIT
	LibSip_Interface	SIP component
	LibSip_SIPTypesAndValues	SIP message types and constants, simple user profiles (see note)
	LibSip_SDPTypes	SDP types and constants
	LibSip_Templates	Basic and modified templates with SIP specific header fields
	LibSip_Steps	SIP specific behaviour function library
	LibSip_XMLTypes	XML type system for SIP tests
	XSDAUX	ASN.1 base type definitions
AtsNIT_SipSip	AtsNIT_SipSip_BC_TCFUNCTIONS	TC functions used by the test component for Basic Call
	AtsNIT_SipSip_PICS	Module Parameter declarations associated with PICS
	AtsNIT_SipSip_PIXITS	Module Parameter declarations associated with PIXIT
	AtsNIT_SipSip_SS_TCFUNCTIONS	TC functions used by the test component for supplementary services
	AtsNIT_SipSip_Steps	Module specific behaviour function library
	AtsNIT_SipSip_Testcases	Test case definitions for the complete module
	AtsNIT_SipSip_TestConfiguration	Functions for mapping of test components to help setup and tear down different test configurations and configuration of the SUT adapter
	AtsNIT_SipSip_TestExecution	Module control: execute test cases depending on selection conditions
	AtsNIT_SipSip_TestSystem	TSI components, test system internal ports
NOTE:	In order to build a comprehensive library all SIP message header (incl. IMS specific) have been defined in LibSip_SIPTypesAndValues only.	

5.3.2 Use of TTCN-3

5.3.2.1 General

TTCN-3 as defined in ES 201 873-1 [6] is used as ATS specification language.

A number of requirements have been identified for the development and production of the TTCN-3 specification for the SIP IMS ATS:

- 1) Top-down design.
- 2) A uniquely defined testing architecture and test method.
- 3) Uniform TTCN-3 style and naming conventions.
- 4) TTCN-3 is human-readable.
- 5) TTCN-3 specification is feasible, implementable, compilable and maintainable.
- 6) Test cases shall be designed in a way to be easily adaptable, upwards compatible with the evolution of the base protocol and protocol interworking of future releases.

- 7) The test declarations, data structures and data values shall be largely reusable.
- 8) Modularity and modular working method.
- 9) Minimizing the requirements of intelligence on the emulators of the lower testers.
- 10) Giving enough design freedom to the test equipment manufacturers.

Fulfilling these requirements should ensure the investment of the test equipment manufacturers and users of the ATS having stable testing means for a relatively long period.

5.3.2.2 TTCN-3 naming conventions

Like in other software projects using a programming language, the use of naming conventions supports or increases:

- a) the readability;
- b) the detection of semantic errors;
- c) the shared work of several developers;
- d) the maintainability.

The naming conventions applied to the SIP/IMS ATS are based on the following underlying principles:

- when constructing meaningful identifiers, the general guidelines specified for naming in EG 202 568 [12], clause 8 should be followed;
- the names of TTCN-3 objects being associated with standardized data types (e.g. in the base protocols) should reflect the names of these data types as close as possible (of course not conflicting with syntactical requirements or other conventions being explicitly stated);
- the subfield names of TTCN-3 objects being associated with standardized data type should also be similar to corresponding element names in the base standards (be recognizable in the local context);
- in most other cases, identifiers should be prefixed with a short alphabetic string (specified in table 3) indicating the type of TTCN-3 element it represents;
- prefixes should be separated from the body of the identifier with an underscore ("_");
- only test case names, module names, data type names and module parameters should begin with an upper-case letter. All other names (i.e. the part of the identifier following the prefix) should begin with a lower-case letter.

Table 7 specifies the naming guidelines for each element of the TTCN-3 language indicating the recommended prefix and capitalization.

Table 7: TTCN-3 naming conventions

Language element	Naming convention	Prefix	Example	Notes
Module	Use upper-case initial letter	none	IPv6Templates	
TSS grouping	Use all upper-case letters as specified in clause 7.1.2.1.1	none	TP_RT_PS_TR	
Item group within a module	Use lower-case initial letter	none	messageGroup	
SIP message type	Use upper-case initial letter	none	Request, Response	See note 1
SIP header type	Use upper-case initial letter	none	MaxForwards	See note 1
Basic common data types (e.g. bit string types of fixed length)	Use upper-case initial letter	none	Take from common module	
Other Data types	Use upper-case initial letter	none	SetupContents	
Signature template	Use lower-case initial letter	s_	s_callSignature	
Port instance	Use lower-case initial letter	none	signallingPort	
Test component ref	Use lower-case initial letter	none	userTerminal	
Constant	Use lower-case initial letter	c_	c_maxRetransmission	
External constant	Use lower-case initial letter	cx_	cx_maclD	
Function	Use lower-case initial letter	f_	f_authentication()	
External function	Use lower-case initial letter	fx_	fx_calculateLength()	
Altstep (incl. Default)	Use lower-case initial letter	a_	a_receiveSetup()	
Test case	Use naming as specified in clause 5.2.2	TC_	TC_IMST2_xxxxx	
Variable (local)	Use lower-case initial letter	v_	v_maclD	
Variable (defined within a component)	Use lower-case initial letters	vc_	vc_systemName	
Timer (local)	Use lower-case initial letter	t_	t_wait	
Timer (defined within a component)	Use lower-case initial letters	tc_	tc_authMin	
Module parameter	Use initial upper case letters	PX	PX_MAC_ID	See note 2
Parameterization	Use lower-case initial letter	p_	p_maclD	
Enumerated Value	Use lower-case initial letter	e_	e_syncOk	
NOTE 1: This convention has been used in TS 102 027-3 [10] (SIP ATS).				
NOTE 2: In this case it is acceptable to use underscore as a word delimiter.				

5.3.2.3 Additional TTCN-3 IMS/SIP naming convention

In addition to the general TTCN-3 naming conventions listed in clause 5.3.2.2, the following rules have been applied to templates.

Table 8: TTCN-3 naming conventions

Language element	Naming convention	Prefix	Example	Notes
Message template	Use lower-case initial letter, followed by message type in upper-case letters (for requests) or "Response" keyword	m_	m_BYE_Request_UE	
Message template with wildcard or matching expression	Use lower-case initial letters	mw_	mw_SUBSCRIBE_Request_IMS	

Templates have been defined in a 3-step approach. First, a dummy template is defined for every message type and direction, e.g. m_ACK_Dummy and mw_ACK_Dummy. Secondly, for each message type and direction a base template has been defined that respective dummy templates and includes all mandatory header fields. Template identifiers of this modifications include the keyword "Base", e.g. m_ACK_Request_Base, mw_ACK_Request_Base. More specific templates are then derived on the basis of these base templates and modify fields that need to be restricted for a very specific purpose, e.g. m_ACK_Request_route etc.

5.3.2.4 Additional concepts and conventions

IMS procedures and tests requires the inclusion of user identification and network address information in SIP messages. Since this information depends on the specific SUT at hand it is defined using module parameters. Due to the big amount of such parameters a profile concept have been introduced for particular parameter collections (records) that are related to IMS users and interfaces.

The so-called user profile information (cp. module LibSip_SIPTypesAndValue) contains the following elements: userprofile identifier, current IP port and address to exchange SIP messages, IP port and address for further contact, IP address used by the TS to exchange media streams, public identity (home domain, username), quality-of-protection parameters, authentication parameters (RFC 2617 [13], clause 3.2.2). A list of user profile identifiers (module LibIMS_SIPTypesAndValue) introduces available settings for UE with different locations and homes: e.g. `c_userProfile_UE1atSUThome` should be used in case where UE1 is a registered user of SUT and currently not visiting another IMS. User profiles are constructed from module parameters (cp. module LibIMS_Steps).

Additionally some interface information is needed to indicate or validate IMS component addresses to be used in SIP header fields like Via, Route, etc. They are defined in a similar way as user profiles (cp. LibImS_SIPTypeAndValues) and contain IP address, port and domain information.

5.3.2.5 PICS information

A TTCN-3 control part has been defined for this test suite. If applicable PICS information is evaluated at the beginning of each test case definition using an "if" statement. Log information is provided in case that a test has not been executed due to PICS setting violation.

5.3.2.6 Test Suite documentation

In order to allow browsing of the SIP/IMS ATS without the use of a specific TTCN-3 test development environment, the TTCN ATS is made available in HTML format with hyperlinks between entities in the ATS. The documentation in the ATS makes use of special comment tags used by the tool that converts the ATS to the HTML format. These tags are defined in clause 9 of ES 201 873-6 [8] and the tags are shown in table 9.

Table 9: TTCN-3 comment tags

Tag	Description
@author	Specifies the names of the authors or an authoring organization which either has created or is maintaining a particular piece of TTCN-3 code.
@desc	Describes the purpose of a particular piece of TTCN-3 code. The description should be concise yet informative and describe the function and use of the construct.
@remark	Adds extra information, such as the highlighting of a particular feature or aspect not covered in the description.
@img	Associates images with a particular piece of TTCN-3 code.
@see	Refers to other TTCN-3 definitions in the same or another module.
@url	Associates references to external files or web pages with a particular piece of TTCN-3 code, e.g. a protocol specification or standard.
@return	Provides additional information on the value returned by a given function.
@param	Documents the parameters of parameterized TTCN-3 definitions.
@version	States the version of a particular piece of TTCN-3 code.

Annex A (normative): Partial PIXIT proforma

Notwithstanding the provisions of the copyright clause related to the text of the present document, ETSI grants that users of the present document may freely reproduce the PIXIT proforma in this annex so that it can be used for its intended purposes and may further publish the completed PIXIT proforma.

A.1 Introduction

This partial PIXIT proforma contained in the present document is provided for completion, when the related Abstract Test Suite is to be used against the Implementation Under Test (IUT).

The completed partial PIXIT will normally be used in conjunction with the completed PICS, as it adds precision to the information provided by the PICS.

A.2 PIXIT items

According to the interworking type of ATS defined in the present document, the PIXIT are divided in SIP-related PIXIT and IMS-related PIXIT.

NOTE: The tables in clause A.2 have been generated automatically from the TTCN-3 modules.

A.2.1 SIP-related PIXIT

Each PIXIT item corresponds to a Module Parameter of the ATS.

NOTE: The SIP-related PIXIT definitions are part of a SIP TTCN-3 library that contains additional PIXIT definitions on SIP and TS address information that are not used in this ATS and therefore not present in table A.1.

Table A.1: SIP-related PIXIT items

No	PIXIT Name	Description
1	PX_SIP_SDP_dyn	charstring for SDP dynamic port
2	PX_SIP_SDP_b_modifier	charstring for SDP bandwidth modifier
3	PX_SIP_SDP_b_bandwidth	integer for SDP bandwidth value
4	PX_SIP_SDP_encoding	charstring for SDP media attribute encoding supported by the IUT
5	PX_SIP_TRANSPORT	charstring for Used Transport in upper case "UDP"/"TCP"
6	PX_SIP_SUT_PORT	integer for SUT port number to exchange SIP messages
7	PX_SIP_SUT_IPADDR	charstring for SUT IP address to exchange SIP messages
8	PX_SIP_TS1_PORT	integer for port number used by the TS1 to exchange SIP messages
9	PX_SIP_TS1_IPADDR	charstring for IP address used by the TS1 to exchange SIP messages
10	PX_SIP_TS1_LOCAL_DOMAIN	charstring for identity of the tester local domain
11	PX_SIP_TS1_LOCAL_USER	charstring for identity of the tester local user
12	PX_SIP_TS1_BEARER_IPADDR	charstring for IP address used by the TS to exchange media streams
13	PX_SIP_TS2_PORT	integer for port number used by the TS2 to exchange SIP messages
14	PX_SIP_TS2_IPADDR	charstring for IP address used by the TS2 to exchange SIP messages
15	PX_SIP_TS2_LOCAL_DOMAIN	charstring for identity of the tester local domain
16	PX_SIP_TS2_LOCAL_USER	charstring for identity of the tester local user
17	PX_SIP_TS2_BEARER_IPADDR	charstring for IP address used by the TS to exchange media streams
18	PX_SIP_REGISTRATION	boolean for the SIP user if it have to register itself before executing a test case
19	PX_SIP_SUT_REGISTRAR_DOMAIN	charstring for REGISTRAR domain
20	PX_SIP_CheckConversation	boolean for True, if conversation check is implemented.
21	PX_SIP_REGISTER_AUTHENTICATION_ENABLED	boolean for option controlling if authentication is enabled/disabled for REGISTER messages
22	PX_SIP_INVITE_AUTHENTICATION_ENABLED	boolean for option controlling if authentication is enabled/disabled for INVITE messages
23	PX_SIP_SUT_UE1_QOP	charstring for RFC 2617 [13], clause 3.2.1 qop options: Quoted string of one or more tokens indicating the "quality of protection" values supported by the server. The value "auth" indicates authentication; the value "auth-int" indicates authentication with integrity protection
24	PX_SIP_SUT_UE1_USERNAME	charstring for RFC 2617 [13], clause 3.2.2 username: The name of user in the specified realm
25	PX_SIP_SUT_UE1_PASSWD	charstring for RFC 2617 [13], clause 3.2.2.2 passwd: A known shared secret, the password of user of the specified username
26	PX_SIP_SUT_UE2_QOP	charstring for RFC 2617 [13], clause 3.2.1 qop options: Quoted string of one or more tokens indicating the "quality of protection" values supported by the server. The value "auth" indicates authentication; the value "auth-int" indicates authentication with integrity protection.
27	PX_SIP_SUT_UE2_USERNAME	charstring for RFC 2617 [13], clause 3.2.2 username: The name of user in the specified realm
28	PX_SIP_SUT_UE2_PASSWD	charstring for RFC 2617 [13], clause 3.2.2.2 passwd: A known shared secret, the password of user of the specified username
29	PX_SIP_T1	float for T1 RTT estimate (500 ms)
30	PX_SIP_TF	float for TDELAY default value for timeout on outgoing SIP request (ie 64*T1)
31	PX_SIP_TWAIT	float for TWait default value for waiting an operator action
32	PX_SIP_TACK	float for TACK default value for waiting an acknowledgement

No	PIXIT Name	Description
33	PX_SIP_TRESP	float for TResp default value for waiting for a response from the IUT
34	PX_SIP_TNOACT	float for TNoAct default value for waiting no message from the IUT Value given for PX_TNOACT should be less than value of SHORT_REGISTRATION constant (which is currently "3" (seconds))
35	PX_SIP_TGUARD	float for TGUARD default value for an extra long timer to limit test execution

A.2.2 IMS-related PIXIT

Each PIXIT item corresponds to a Module Parameter of the ATS.

NOTE: The IMS-related PIXIT definitions are part of a IMS TTCN-3 library that contains additional PIXIT definitions on IMS that are not used in this ATS and therefore not present table A.2.

Table A.2: IMS-related PIXIT items

No	PIXIT Name	Description
1	PX_IMS_SUT_PCSCF1_IPADDR	charstring for SUT - PCSCF1 IP address to exchange SIP messages - connection point for UE1
2	PX_IMS_SUT_PCSCF1_PORT	integer for SUT - PCSCF1 port number to exchange SIP messages - connection point for UE1
3	PX_IMS_SUT_PCSCF1_HOME_DOMAIN	charstring for SUT/PCSCF1 domain - connection point for UE1
4	PX_IMS_SUT_UE1_BEARER_IPADDR	charstring for IP address used by the TS to exchange media streams for UE1
5	PX_IMS_SUT_UE1_HOME_DOMAIN	charstring for identity of the tester UE1 local domain
6	PX_IMS_SUT_UE1_PUBLIC_USER	charstring for identity of the tester UE1 local user
7	PX_IMS_SUT_UE1_PRIVAT_USERNAME	charstring for RFC 2617 [13], clause 3.2.2 username of UE1: The name of user in the specified realm
8	PX_IMS_SUT_UE1_PRIVAT_PASSWD	charstring for RFC 2617 [13], clause 3.2.2.2 passwd of UE1: A known shared secret, the password of user of the specified username
9	PX_IMS_SUT_UE1_QOP	charstring for RFC 2617 [13], clause 3.2.1 qop options of UE1: Quoted string of one or more tokens indicating the "quality of protection" values supported by the server; the value "auth" indicates authentication; the value "auth-int" indicates authentication with integrity protection
10	PX_IMS_SUT_UE1_REGISTRAR	charstring for home(SUT) REGISTRAR domain of UE1
11	PX_IMS_SUT_PCSCF2_IPADDR	charstring for SUT - PCSCF2 IP address to exchange SIP messages - connection point for UE2
12	PX_IMS_SUT_PCSCF2_PORT	integer for SUT - PCSCF2 port number to exchange SIP messages - connection point for UE2
13	PX_IMS_SUT_PCSCF2_HOME_DOMAIN	charstring for SUT/PCSCF2 domain - connection point for UE2
14	PX_IMS_SUT_UE2_BEARER_IPADDR	charstring for IP address used by the TS to exchange media streams for UE2
15	PX_IMS_SUT_UE2_HOME_DOMAIN	charstring for identity of the tester UE2 local domain
16	PX_IMS_SUT_UE2_PUBLIC_USER	charstring for identity of the tester UE2 local user
17	PX_IMS_SUT_UE2_PRIVAT_USERNAME	charstring for RFC 2617 [13], clause 3.2.2 username of UE2: The name of user in the specified realm
18	PX_IMS_SUT_UE2_PRIVAT_PASSWD	charstring for RFC 2617 [13], clause 3.2.2.2 passwd: A known shared secret, the password of user of the specified username of UE2
19	PX_IMS_SUT_UE2_QOP	charstring for RFC 2617 [13], clause 3.2.1 qop options UE2: Quoted string of one or more tokens indicating the "quality of protection" values supported by the server, the value "auth" indicates authentication; the value "auth-int" indicates authentication with integrity protection

No	PIXIT Name	Description
20	PX IMS SUT UE2 REGISTRAR	charstring for home(SUT) REGISTRAR domain of UE2
21	PX IMS SUT UE3 BEARER_IPADDR	charstring for IP address used by the TS to exchange media streams for UE3
22	PX IMS SUT UE3 HOME_DOMAIN	charstring for identity of the tester UE2 local domain
23	PX IMS SUT UE3 PUBLIC_USER	charstring for identity of the tester UE3 local user
24	PX IMS SUT UE3 PRIVAT_USERNAME	charstring for RFC 2617 [13], clause 3.2.2 username of UE3: The name of user in the specified realm
25	PX IMS SUT UE3 PRIVAT_PASSWD	charstring for RFC 2617 [13], clause 3.2.2.2 passwd: A known shared secret, the password of user of the specified username of UE3
26	PX IMS SUT UE3 QOP	charstring for RFC 2617 [13], clause 3.2.1 qop options UE3: Quoted string of one or more tokens indicating the "quality of protection" values supported by the server, the value "auth" indicates authentication; the value "auth-int" indicates authentication with integrity protection
27	PX IMS SUT UE3 REGISTRAR	charstring for home(SUT) REGISTRAR domain of UE3
28	PX IMS SUT UE4 BEARER_IPADDR	charstring for IP address used by the TS to exchange media streams for UE4
29	PX IMS SUT UE4 HOME_DOMAIN	charstring for identity of the tester UE2 local domain
30	PX IMS SUT UE4 PUBLIC_USER	charstring for identity of the tester UE4 local user
31	PX IMS SUT UE4 PRIVAT_USERNAME	charstring for RFC 2617 [13], clause 3.2.2 username of UE4: The name of user in the specified realm
32	PX IMS SUT UE4 PRIVAT_PASSWD	charstring for RFC 2617 [13], clause 3.2.2.2 passwd: A known shared secret, the password of user of the specified username of UE2
33	PX IMS SUT UE4 QOP	charstring for RFC 2617 [13], clause 3.2.1 qop options UE4: Quoted string of one or more tokens indicating the "quality of protection" values supported by the server, the value "auth" indicates authentication; the value "auth-int" indicates authentication with integrity protection
34	PX IMS SUT UE4 REGISTRAR	charstring for home(SUT) REGISTRAR domain of UE4
35	PX IMS SUT_unknownUE_PUBLIC_USER	charstring for identity of unknown UE public user
36	PX IMS SUT EMERGENCY HOME_DOMAIN	charstring for identity of emergency service local domain
37	PX IMS SUT EMERGENCY_SERVICE	charstring for identity of the emergency service
38	PX IMS SUT EMERGENCY_SERVICE_INVALID	charstring for identity of the invalid emergency service
39	PX IMS SUT IBCF1_IPADDR	charstring for SUT/IBCF1 IP address to exchange SIP messages
40	PX IMS SUT IBCF1_PORT	integer for SUT/IBCF1 port number to exchange SIP messages
41	PX IMS SUT IBCF1_HOME_DOMAIN	charstring for SUT/IBCF1 domain
42	PX IMS SUT IBCF2_IPADDR	charstring for SUT/IBCF2 IP address to exchange SIP messages
43	PX IMS SUT IBCF2_PORT	integer for SUT/IBCF2 port number to exchange SIP messages
44	PX IMS SUT IBCF2_HOME_DOMAIN	charstring for SUT/IBCF2 domain
45	PX IMS SUT_PCSCF_IPADDR	charstring for SUT/P-CSCF IP address to exchange SIP messages
46	PX IMS SUT_PCSCF_PORT	integer for SUT/P-CSCF port number to exchange SIP messages
47	PX IMS SUT_PCSCF_HOME_DOMAIN	charstring for SUT/P-CSCFdomain
48	PX IMS SUT_SCSCF_IPADDR	charstring for SUT/S-CSCF IP address to exchange SIP messages
49	PX IMS SUT_SCSCF_PORT	integer for SUT/S-CSCF port number to exchange SIP messages
50	PX IMS SUT_SCSCF_HOME_DOMAIN	charstring for SUT/S-CSCFdomain
51	PX IMS SUT_ICSCF_IPADDR	charstring for SUT/I-CSCF IP address to exchange SIP messages
52	PX IMS SUT_ICSCF_PORT	integer for SUT/I-CSCF port number to exchange SIP messages
53	PX IMS SUT_ICSCF_HOME_DOMAIN	charstring for SUT/I-CSCFdomain

No	PIXIT Name	Description
54	PX IMS SUT AS IPADDR	charstring for SUT - AS IP address to exchange SIP messages - connection point for SCSCF
55	PX IMS SUT AS PORT	integer for SUT - AS port number to exchange SIP messages - connection point for SCSCF
56	PX IMS SUT AS HOME DOMAIN	charstring for SUT/AS domain
57	PX IMS SUT IMGCF IPADDR	charstring for SUT/I-MGCF IP address to exchange SIP messages
58	PX IMS SUT IMGCF PORT	integer for SUT/I-MGCF port number to exchange SIP messages
59	PX IMS SUT IMGCF HOME DOMAIN	charstring for SUT/I-MGCFdomain
60	PX IMS SUT CONF PORT	integer for SUT/conference port number to exchange SIP messages
61	PX IMS SUT CONF HOME DOMAIN	charstring for SUT/conference domain
62	PX IMS SUT CONF FACTORY NAME	charstring for conference factory URI name
63	PX IMS TS UE1 IPADDR	charstring for IP address used by the UE1 to exchange SIP messages
64	PX IMS TS UE1 PORT	integer for port number used by the UE1 to exchange SIP messages
65	PX IMS TS UE2 IPADDR	charstring for IP address used by the UE2 to exchange SIP messages
66	PX IMS TS UE2 PORT	integer for port number used by the UE2 to exchange SIP messages
67	PX IMS TS UE3 IPADDR	charstring for IP address used by the UE3 to exchange SIP messages
68	PX IMS TS UE3 PORT	integer for port number used by the UE3 to exchange SIP messages
69	PX IMS TS UE4 IPADDR	charstring for IP address used by the UE3 to exchange SIP messages
70	PX IMS TS UE4 PORT	integer for port number used by the UE3 to exchange SIP messages
71	PX IMS TS IBCF IPADDR	charstring for TS/IBCF IP address to exchange SIP messages
72	PX IMS TS IBCF PORT	integer for TS/IBCF port number to exchange SIP messages
73	PX IMS TS ICSCF IPADDR	charstring for TS/I-CSCF IP address to exchange SIP messages
74	PX IMS TS ICSCF PORT	integer for IUT/I-CSCF port number to exchange SIP messages
75	PX IMS TS PCSCF IPADDR	charstring for TS/P-CSCF IP address to exchange SIP messages
76	PX IMS TS PCSCF PORT	integer for IUT/P-CSCF port number to exchange SIP messages
77	PX IMS TS PCSCF HOME DOMAIN	charstring for TS/P-CSCFdomain
78	PX IMS TS SCSCF IPADDR	charstring for TS/S-CSCF IP address to exchange SIP messages
79	PX IMS TS SCSCF PORT	integer for TS/S-CSCF port number to exchange SIP messages
80	PX IMS TS SCSCF HOME DOMAIN	charstring for TS/S-CSCFdomain
81	PX IMS TS ECSCF IPADDR	charstring for TS/E-CSCF IP address to exchange SIP messages
82	PX IMS TS ECSCF PORT	integer for TS/E-CSCF port number to exchange SIP messages
83	PX IMS TS IMS1UE PUBLIC USER	charstring for public userinfo/displayname addressing IMS1UE (simulated by the TS)
84	PX IMS TS IMS1UE HOME DOMAIN	charstring for TS/domain
85	PX IMS TS ISUP PUBLIC USER	charstring for public userinfo addressing ISUPUE (simulated by the TS)
86	PX IMS TS ISUP HOME DOMAIN	charstring for ISUP TS/domain or IPAdress
87	PX IMS TS AS1 IPADDR	charstring for TS/AS1 IP address to exchange SIP messages
88	PX IMS TS AS1 PORT	integer for TS/AS1 port number to exchange SIP messages
89	PX IMS TS AS1 HOME DOMAIN	charstring for TS/AS1 domain

No	PIXIT Name	Description
90	PX IMS TS AS2 IPADDR	charstring for TS/AS2 IP address to exchange SIP messages
91	PX IMS TS AS2 PORT	integer for TS/AS2 port number to exchange SIP messages
92	PX IMS TS AS2 HOME DOMAIN	charstring for TS/AS2 domain

A.2.3 ATS-related PIXIT

Each PIXIT item corresponds to a Module Parameter of the ATS.

Table A.3: NIT ATS specific PIXIT items

No	PIXIT Name	Description
1	PX SIP Tnr	float default value for No reply timer (TS 124 504 [i.1], clause 4.8.1)
2	PX UE2 HI index	record of integer default value for HistoryInfo index of UE2 node
3	PX UE3 HI index	record of integer default value for HistoryInfo index of UE3 node

Annex B (informative): TTCN-3 library modules

The TTCN-3 library modules are contained in archive ts_18600104v020201p0.zip which accompanies the present document.

NOTE: The TTCN-3 code contained in LibCommon, LibSIP and LibIMS is shared with other STFs.

History

Document history		
V2.2.1	September 2010	Publication