

ETSI EN 302 307-2 V1.4.1 (2024-08)



**Digital Video Broadcasting (DVB);
Second generation framing structure, channel coding and
modulation systems for Broadcasting,
Interactive Services, News Gathering and
other broadband satellite applications;
Part 2: DVB-S2 Extensions (DVB-S2X)**

EBU DVB[®]

Reference

REN/JTC-DVB-410-2

Keywords

BSS, digital, DVB, modulation, satellite, TV

ETSI

650 Route des Lucioles
F-06921 Sophia Antipolis Cedex - FRANCE

Tel.: +33 4 92 94 42 00 Fax: +33 4 93 65 47 16

Siret N° 348 623 562 00017 - APE 7112B
Association à but non lucratif enregistrée à la
Sous-Préfecture de Grasse (06) N° w061004871

Important notice

The present document can be downloaded from the
ETSI [Search & Browse Standards application](#).

The present document may be made available in electronic versions and/or in print. The content of any electronic and/or print versions of the present document shall not be modified without the prior written authorization of ETSI. In case of any existing or perceived difference in contents between such versions and/or in print, the prevailing version of an ETSI deliverable is the one made publicly available in PDF format on [ETSI deliver](#).

Users should be aware that the present document may be revised or have its status changed,
this information is available in the [Milestones listing](#).

If you find errors in the present document, please send your comments to
the relevant service listed under [Committee Support Staff](#).

If you find a security vulnerability in the present document, please report it through our
[Coordinated Vulnerability Disclosure \(CVD\)](#) program.

Notice of disclaimer & limitation of liability

The information provided in the present deliverable is directed solely to professionals who have the appropriate degree of experience to understand and interpret its content in accordance with generally accepted engineering or other professional standard and applicable regulations.

No recommendation as to products and services or vendors is made or should be implied.
In no event shall ETSI be held liable for loss of profits or any other incidental or consequential damages.

Any software contained in this deliverable is provided "AS IS" with no warranties, express or implied, including but not limited to, the warranties of merchantability, fitness for a particular purpose and non-infringement of intellectual property rights and ETSI shall not be held liable in any event for any damages whatsoever (including, without limitation, damages for loss of profits, business interruption, loss of information, or any other pecuniary loss) arising out of or related to the use of or inability to use the software.

Copyright Notification

No part may be reproduced or utilized in any form or by any means, electronic or mechanical, including photocopying and microfilm except as authorized by written permission of ETSI.

The content of the PDF version shall not be modified without the written authorization of ETSI.

The copyright and the foregoing restriction extend to reproduction in all media.

© ETSI 2024.
© European Broadcasting Union 2024.
All rights reserved.

Contents

Intellectual Property Rights	8
Foreword.....	8
Modal verbs terminology.....	9
Introduction	9
1 Scope	10
2 References	10
2.1 Normative references	10
2.2 Informative references.....	11
3 Definition of terms, symbols and abbreviations.....	11
3.1 Terms.....	11
3.2 Symbols.....	11
3.3 Abbreviations	11
4 Transmission system description.....	12
4.0 General aspects.....	12
4.1 System definition.....	12
4.2 System architecture	12
4.3 System configurations	12
5 Subsystems specifications	16
5.1 Mode adaptation.....	16
5.1.0 General aspects	16
5.1.1 Input Interfaces	16
5.1.2 Input stream synchronizer (optional, not relevant for single TS - BS)	16
5.1.3 Null-Packet Deletion (ACM and Transport Stream only)	16
5.1.4 CRC-8 encoder (for packetized streams only).....	16
5.1.5 Merger/Slicer	16
5.1.6 Base-Band Header insertion	16
5.1.7 GSE High Efficiency Mode (GSE-HEM).....	17
5.1.8 Channel bonding for multi-tuner (L) receivers	18
5.1.8.1 Introduction to channel bonding	18
5.1.8.2 Channel bonding for TS transmission.....	19
5.1.8.3 Channel bonding for GSE transmission.....	20
5.1.8.3.0 General aspects.....	20
5.1.8.3.1 Channel bonding for Generic Packetized streams	22
5.1.8.3.2 Channel bonding for Generic Continuous streams	22
5.2 Stream Adaptation.....	22
5.2.0 General aspects	22
5.2.1 Padding	22
5.2.2 BB scrambling	22
5.3 FEC Encoding	22
5.3.0 General aspects	22
5.3.1 Outer encoding (BCH).....	24
5.3.2 Inner encoding (LDPC)	24
5.3.2.0 General aspects	24
5.3.2.1 Inner coding for normal FECFRAME.....	24
5.3.2.2 Inner coding for short and medium FECFRAME	25
5.3.3 Bit interleaver	25
5.4 Constellations and Bit mapping.....	26
5.4.0 General aspects	26
5.4.0a Bit mapping into $\pi/2$ BPSK constellation (VL-SNR modes and VL-SNR Header).....	27
5.4.1 Bit mapping into QPSK constellation.....	27
5.4.2 Bit mapping into 8PSK and 8APSK constellations	27
5.4.3 Bit mapping into 16APSK constellation.....	28
5.4.4 Bit mapping into 32APSK constellations	30

5.4.5	Bit mapping into 64APSK constellations	32
5.4.6	Bit mapping into 128APSK constellations	35
5.4.7	Bit mapping into 256APSK constellations	37
5.5	Physical Layer (PL) framing	43
5.5.0	General aspects	43
5.5.1	Dummy PLFRAME insertion	43
5.5.2	PL signalling	44
5.5.2.0	General aspects	44
5.5.2.1	SOF field	46
5.5.2.2	MODCOD field.....	46
5.5.2.3	TYPE field	48
5.5.2.4	PLS code, no time slicing.....	48
5.5.2.5	VL-SNR Header.....	49
5.5.2.6	Shortening and Puncturing of VL-SNR MODCODs	50
5.5.3	Pilot Insertion.....	51
5.5.4	Physical layer scrambling	51
5.5.4.0	General aspects	51
5.5.4.1	PL scrambling for VL-SNR frames	52
5.5.4.1.0	General aspects.....	52
5.5.4.1.1	$\pi/2$ -BPSK modulated frames.....	52
5.6	Baseband shaping and quadrature modulation	53
6	Error performance	53
Annex A (normative):	Signal spectrum at the modulator output.....	55
Annex B (normative):	Addresses of parity bit accumulators for $n_{ldpc} = 64\ 800$.....	57
Annex C (normative):	Addresses of parity bit accumulators for $n_{ldpc} = 16\ 200$ and $n_{ldpc} = 32\ 400$.....	103
Annex D (normative):	Additional tools	108
D.0	General aspects.....	108
D.1	Implementation of TS based channel bonding	108
D.1.1	Transmitting side.....	108
D.1.2	Receiving side (informative)	108
D.2	Void.....	108
D.3	Void.....	108
D.4	Void.....	109
D.5	Signalling of reception quality via return channel (normative for ACM).....	109
Annex E (normative):	Super-Framing Structure (optional).....	111
E.1	Purpose of Super-Framing Structure	111
E.2	Specification of Super-Frame as a Container	111
E.2.1	Super-Frame Structure	111
E.2.2	Start of Super-Frame (SOSF) Field.....	112
E.2.3	Super-Frame Format Indicator (SFFI) Field.....	112
E.2.4	Two-Way Scrambling	113
E.2.4.0	General aspects	113
E.2.4.1	Scrambling Sequence Generation	113
E.2.4.2	Two-Way Scrambling Method	114
E.3	Format Specifications as Super-Frame Content.....	115
E.3.0	General aspects.....	115
E.3.1	Super-Frame-aligned Pilots (SF-Pilots).....	116
E.3.1.0	General aspects	116
E.3.1.1	Specification of SF-Pilots Type A	117
E.3.2	Format Specification 0: DVB-S2X.....	117

E.3.2.0	General aspects	117
E.3.2.1	Pilot structure.....	118
E.3.2.2	Modified VL-SNR-frame	118
E.3.3	Format Specification 1: DVB-S2 legacy	119
E.3.4	Format Specification 2: Bundled PLFRAME (64 800 payload Size) with SF-Pilots.....	119
E.3.4.0	General aspects	119
E.3.4.1	Bundled PLFRAME (64 800 payload) Definition	120
E.3.4.2	PLHEADER Specification for Bundled PLFRAMEs (64 800 payload)	121
E.3.4.3	SF-Pilot Structure	123
E.3.5	Format Specification 3: Bundled PLFRAME (16 200 Payload Size) with SF-Pilots.....	124
E.3.5.0	General aspects	124
E.3.5.1	Bundled PLFRAME Definition	125
E.3.5.2	PLHEADER Specification for Short Bundled PLFRAME.....	126
E.3.5.3	SF-Pilot Structure	127
E.3.6	Format Specification 4: Flexible Format with VL-SNR PLH tracking.....	129
E.3.6.0	General aspects	129
E.3.6.1	Super-Frame Header (SFH)	130
E.3.6.2	SFH-Trailer (ST)	131
E.3.6.3	Physical Layer Header (PLH).....	131
E.3.6.3.0	General aspects	131
E.3.6.3.1	PLSCODE Definition.....	131
E.3.6.3.2	PLH Protection Levels	132
E.3.6.3.3	Signalling of MOD/COD/SPREAD/SIZE	133
E.3.6.3.4	Field for TSN	134
E.3.6.3.5	SOF Sequence	134
E.3.6.4	PLFRAME structure	134
E.3.6.5	Pilot structure.....	136
E.3.6.5.1	SF-Pilots.....	136
E.3.6.5.2	Special VL-SNR Pilots	136
E.3.6.6	Spreading and Signalling Rules	136
E.3.6.7	Dummy PL Frame Definition	137
E.3.6.7.0	General aspects	137
E.3.6.7.1	Dummy PL frames with deterministic content.....	137
E.3.6.7.2	Dummy PL frames with arbitrary content.....	138
E.3.7	Format Specification 5: Periodic Beam Hopping Format with VL-SNR and fragmentation Support..	138
E.3.7.0	General aspects	138
E.3.7.1	Super-Frame Header (SFH)	140
E.3.7.2	SFH-Trailer (ST)	141
E.3.7.3	Physical Layer Header (PLH).....	141
E.3.7.3.0	General aspects	141
E.3.7.3.1	PLSCODE Definition.....	141
E.3.7.3.2	PLH Protection Levels	141
E.3.7.3.3	Signalling of MOD/COD/SPREAD/SIZE and TYPE.....	141
E.3.7.3.4	Field for TSN	142
E.3.7.3.5	SOF Sequence	142
E.3.7.4	PLFRAME structure	142
E.3.7.5	Pilot structure.....	143
E.3.7.5.1	SF-Pilots.....	143
E.3.7.5.2	Special VL-SNR Pilots	143
E.3.7.6	Spreading and Signalling Rules	143
E.3.7.7	Dummy PL Frame Definition	143
E.3.7.8	Postamble Definition	143
E.3.8	Format Specification 6: Traffic Driven Beam Hopping Format with VL-SNR Support.....	144
E.3.8.0	General aspects	144
E.3.8.1	Super-Frame Header (SFH)	146
E.3.8.2	Physical Layer Trailer (ST)	146
E.3.8.3	Physical Layer Header (PLH).....	146
E.3.8.4	PLFRAME structure	146
E.3.8.5	Pilot structure.....	146
E.3.8.5.1	SF-Pilots.....	146
E.3.8.5.2	Special VL-SNR Pilots	146
E.3.8.6	Spreading and Signalling Rules	147

E.3.8.7	Dummy PL Frame Definition	147
E.3.8.8	Postamble Definition	147
E.3.9	Format Specification 7: Simplified Traffic Driven Beam Hopping Format without VL-SNR Support	147
E.3.9.0	General aspects	147
E.3.9.1	Superframe Header (SFH)	148
E.3.9.2	SFH-Trailer (ST)	148
E.3.9.3	Physical Layer Header (PLH)	148
E.3.9.3.0	General aspects	148
E.3.9.3.1	PLSCODE Definition	148
E.3.9.3.2	PLH Protection Levels	149
E.3.9.3.3	Signalling of MOD/COD/SPREAD/SIZE and TYPE	149
E.3.9.3.4	Field for TSN	149
E.3.9.3.5	SOF Sequence	149
E.3.9.4	PLFRAME structure	149
E.3.9.5	SF-Pilot structure	149
E.3.9.5.1	SF-Pilots	149
E.3.9.5.2	Special VL-SNR Pilots	149
E.3.9.6	Spreading and Signalling Rules	149
E.3.9.7	Dummy PL Frame Definition	149
E.3.9.8	Postamble Definition	149
E.3.10	Format Specifications 8 - 15: Reserved	149
E.4	Signalling of additional reception quality parameters via return channel (normative for Interference Management at the Gateway)	150
Annex F:	Void	152
Annex G:	Void	153
Annex H (informative):	Examples of possible use of the System	154
H.0	General aspects	154
H.1	Void	154
H.2	Void	154
H.3	Void	154
H.4	Void	154
H.5	Void	154
H.6	Void	154
H.7	Satellite transponder models for simulations	154
H.8	Phase noise masks for simulations	156
Annex I (normative):	ACM	158
I.1	ACM Command	158
I.2	Dummy Synchronization Scheme (optional)	159
I.2.0	General aspects	159
I.2.1	Dummy Synchronization Frame structure	159
I.2.1.0	General aspects	159
I.2.1.1	PLH* description	160
I.2.1.2	Known Symbols	160
I.2.1.3	Known correlation structure	160
I.2.2	Scrambling	161
Annex J:	Void	162
Annex K:	For future use	163
Annex L:	For future use	164

Annex M (normative):	Transmission format for wideband satellite transponders using time-slicing (optional).....	165
History		166

Intellectual Property Rights

Essential patents

IPRs essential or potentially essential to normative deliverables may have been declared to ETSI. The declarations pertaining to these essential IPRs, if any, are publicly available for **ETSI members and non-members**, and can be found in ETSI SR 000 314: "*Intellectual Property Rights (IPRs); Essential, or potentially Essential, IPRs notified to ETSI in respect of ETSI standards*", which is available from the ETSI Secretariat. Latest updates are available on the ETSI Web server (<https://ipr.etsi.org/>).

Pursuant to the ETSI Directives including the ETSI IPR Policy, no investigation regarding the essentiality of IPRs, including IPR searches, has been carried out by ETSI. No guarantee can be given as to the existence of other IPRs not referenced in ETSI SR 000 314 (or the updates on the ETSI Web server) which are, or may be, or may become, essential to the present document.

Trademarks

The present document may include trademarks and/or tradenames which are asserted and/or registered by their owners. ETSI claims no ownership of these except for any which are indicated as being the property of ETSI, and conveys no right to use or reproduce any trademark and/or tradename. Mention of those trademarks in the present document does not constitute an endorsement by ETSI of products, services or organizations associated with those trademarks.

DECT™, **PLUGTESTS™**, **UMTS™** and the ETSI logo are trademarks of ETSI registered for the benefit of its Members. **3GPP™** and **LTE™** are trademarks of ETSI registered for the benefit of its Members and of the 3GPP Organizational Partners. **oneM2M™** logo is a trademark of ETSI registered for the benefit of its Members and of the oneM2M Partners. **GSM®** and the GSM logo are trademarks registered and owned by the GSM Association.

Foreword

This European Standard (EN) has been produced by Joint Technical Committee (JTC) Broadcast of the European Broadcasting Union (EBU), Comité Européen de Normalisation ELECTrotechnique (CENELEC) and the European Telecommunications Standards Institute (ETSI).

NOTE: The EBU/ETSI JTC Broadcast was established in 1990 to co-ordinate the drafting of standards in the specific field of broadcasting and related fields. Since 1995 the JTC Broadcast became a tripartite body by including in the Memorandum of Understanding also CENELEC, which is responsible for the standardization of radio and television receivers. The EBU is a professional association of broadcasting organizations whose work includes the co-ordination of its members' activities in the technical, legal, programme-making and programme-exchange domains. The EBU has active members in about 60 countries in the European broadcasting area; its headquarters is in Geneva.

European Broadcasting Union
CH-1218 GRAND SACONNEX (Geneva)
Switzerland
Tel: +41 22 717 21 11
Fax: +41 22 717 24 81

The Digital Video Broadcasting Project (DVB) is an industry-led consortium of broadcasters, manufacturers, network operators, software developers, regulatory bodies, content owners and others committed to designing global standards for the delivery of digital television and data services. DVB fosters market driven solutions that meet the needs and economic circumstances of broadcast industry stakeholders and consumers. DVB standards cover all aspects of digital television from transmission through interfacing, conditional access and interactivity for digital video, audio and data. The consortium came together in 1993 to provide global standardisation, interoperability and future proof specifications.

The present document is part 2 of a multi-part deliverable covering the optional extensions of the DVB-S2 system, denoted "DVB-S2X", as identified below:

Part 1: "DVB-S2";

Part 2: "DVB-S2 Extensions (DVB-S2X)".

National transposition dates	
Date of adoption of this EN:	15 August 2024
Date of latest announcement of this EN (doa):	30 November 2024
Date of latest publication of new National Standard or endorsement of this EN (dop/e):	31 May 2025
Date of withdrawal of any conflicting National Standard (dow):	31 May 2025

Modal verbs terminology

In the present document "shall", "shall not", "should", "should not", "may", "need not", "will", "will not", "can" and "cannot" are to be interpreted as described in clause 3.2 of the [ETSI Drafting Rules](#) (Verbal forms for the expression of provisions).

"must" and "must not" are **NOT** allowed in ETSI deliverables except when used in direct citation.

Introduction

The optional extensions of the S2 system have been approved in 2014 and are identified by the S2X denomination. Such extensions are non-backwards-compatible with ETSI EN 302 307 [4], are optional for the implementation of new receivers under ETSI EN 302 307-1 [3], but are normative for the implementation of receivers under the present document: mapping of specific S2X building blocks to application areas is specified in Table 1. For every S2X application area, as defined in Table 1, the configurations for the corresponding S2 application area, as defined in ETSI EN 302 307-1 [3], Table 1, will be implemented. In case of conflicts the definition of the S2X application area applies.

The present document targets the core application areas of S2 (Digital Video Broadcasting, forward link for interactive services using ACM, Digital Satellite News Gathering and professional digital links such as video point-to-point or Internet trunking links), and new application areas requiring very-low carrier-to-noise and carrier-to-interference operation (VL-SNR).

In particular for DTH, a possible use case is the launch of UHD TV-1 (e.g. 4k) television services in Ku-/Ka-band that will adopt HEVC encoding. In this context it may be desirable to eventually use fragments of smaller blocks of capacity on two or three DTH transponders and bond them into one logical stream. This permits to maximize capacity exploitation by avoiding the presence of spare capacity in individual transponders and/or to take maximum advantage of statistical multiplexing.

The S2X system offers the ability to operate with very-low carrier-to-noise and carrier-to-interference ratios (SNR down to -10 dB), to serve markets such as airborne (business jets), maritime, civil aviation internet access, VSAT terminals at higher frequency ranges or in tropical zones, small portable terminals for journalists and other professionals. Furthermore, the S2X system provides transmission modes offering significantly higher capacity and efficiency to serve professional links characterized by very-high carrier-to-noise and carrier-to-interference ratios conditions.

The present document reuses the S2 system architecture, while adding finer MODCOD steps, sharper roll-off filtering, technical means for bonding of multiple transponders and additional signalling capacity by means of an optional periodic super-frame structure, extended PLHEADER signalling schemes and the support of GSE-Lite signals.

The present document maintains the same clause numbering as ETSI EN 302 307-1 [3], in order to facilitate cross-reference.

1 Scope

The present document specifies the optional extensions of the S2 system, identified by the S2X denomination. The present document also includes amendments to the standard to enable beam hopping operation.

2 References

2.1 Normative references

References are either specific (identified by date of publication and/or edition number or version number) or non-specific. For specific references, only the cited version applies. For non-specific references, the latest version of the referenced document (including any amendments) applies.

Referenced documents which are not found to be publicly available in the expected location might be found at <https://docbox.etsi.org/Reference/>.

NOTE: While any hyperlinks included in this clause were valid at the time of publication, ETSI cannot guarantee their long term validity.

The following referenced documents are necessary for the application of the present document.

- [1] [ETSI TS 101 545-1 \(V1.1.1\)](#): "Digital Video Broadcasting (DVB); Second Generation DVB Interactive Satellite System (DVB-RCS2); Part 1: Overview and System Level specification".
- [2] [ETSI TS 102 606-1 \(V1.2.1\)](#): "Digital Video Broadcasting (DVB); Generic Stream Encapsulation (GSE); Part 1: Protocol".
- [3] [ETSI EN 302 307-1](#): "Digital Video Broadcasting (DVB); Second generation framing structure, channel coding and modulation systems for Broadcasting, Interactive Services, News Gathering and other broadband satellite applications; Part 1: DVB-S2".
- [4] [ETSI EN 302 307 \(V1.1.1\)](#): "Digital Video Broadcasting (DVB); Second generation framing structure, channel coding and modulation systems for Broadcasting, Interactive Services, News Gathering and other broadband satellite applications".
- [5] [ETSI EN 300 468](#): "Digital Video Broadcasting (DVB); Specification for Service Information (SI) in DVB systems".
- [6] [ETSI TS 102 606-2](#): "Digital Video Broadcasting (DVB); Generic Stream Encapsulation (GSE); Part 2: Logical Link Control (LLC)".
- [7] [ETSI ETS 300 801](#): "Digital Video Broadcasting (DVB); Interaction channel through Public Switched Telecommunications Network (PSTN)/Integrated Services Digital Networks (ISDN)".
- [8] [ETSI EN 301 195](#): "Digital Video Broadcasting (DVB); Interaction channel through the Global System for Mobile communications (GSM)".
- [9] [ETSI ES 200 800](#): "Digital Video Broadcasting (DVB); DVB interaction channel for Cable TV distribution systems (CATV)".
- [10] [ETSI ETS 300 802](#): "Digital Video Broadcasting (DVB); Network-independent protocols for DVB interactive services".
- [11] [ETSI EN 301 790](#): "Digital Video Broadcasting (DVB); Interaction channel for satellite distribution systems".

2.2 Informative references

References are either specific (identified by date of publication and/or edition number or version number) or non-specific. For specific references, only the cited version applies. For non-specific references, the latest version of the referenced document (including any amendments) applies.

NOTE: While any hyperlinks included in this clause were valid at the time of publication, ETSI cannot guarantee their long term validity.

The following referenced documents are not necessary for the application of the present document but they assist the user with regard to a particular subject area.

Not applicable.

3 Definition of terms, symbols and abbreviations

3.1 Terms

Void.

3.2 Symbols

For the purposes of the present document, the symbols given in ETSI EN 302 307-1 [3] and the following apply:

d_{SF}	SF-pilot distances
P_{SF}	SF-pilot field length
H_{ST}	SFH-Trailer (ST) Matrix
H_{SOSF}	Start Of SuperFrame Matrix
R_S	Symbol rate corresponding to the bilateral Nyquist bandwidth of the modulated signal

3.3 Abbreviations

For the purposes of the present document, the abbreviations given in ETSI EN 302 307-1 [3] and the following apply:

128APSK	128-ary Amplitude and Phase Shift Keying
256APSK	256-ary Amplitude and Phase Shift Keying
64APSK	64-ary Amplitude and Phase Shift Keying
BBF	Base Band Frame
BH	Beam Hopping
BHTC	Beam Hopping Transmission Channel
BHTP	Beam Hopping Time Plan
BPSK	Binary Phase Shift Keying
CNTR	Counter
CU	Capacity Unit
DT	Dwell Time
EHF	Extended Header Field
EXOR	Exclusive-OR (logical operator/function)
FER	Frame Error Rate
GSE	Generic Stream Encapsulation
GSE-HEM	Generic Stream Encapsulation - High Efficiency Mode
GSE-LLC	Generic Stream Encapsulation - Logical Link Control
HEVC	High Efficiency Video Coding
PLH	Physical Layer Header
PLI	Protection Level Indication
RFU	Reserved for Future Use
SF	Super-Frame

SFFI	Super-Frame Format Indicator
SFH	Super-Frame Header
SFL	Super Frame Length
SOSF	Start Of Super-Frame
ST	Super-Frame Header Trailer
UHDTV	Ultra High Definition TeleVision
VL-SNR	Very Low - Signal to Noise Ratio
VSAT	Very Small Aperture Terminal
WH	Walsh-Hadamard

4 Transmission system description

4.0 General aspects

See ETSI EN 302 307-1 [3], clause 4.

4.1 System definition

See ETSI EN 302 307-1 [3], clause 4.1.

4.2 System architecture

See ETSI EN 302 307-1 [3], clause 4.2.

The present document reuses the S2 system architecture as described in ETSI EN 302 307-1 [3], Figure 1, while adding finer MODCOD steps, sharper roll-off filtering, technical means allowing time-slicing of wide-band signals (for a reduced processing speed in the receiver), technical means for bonding of multiple transponders, among other technologies.

Additional signalling capacity is provided:

- an optional periodic super-frame structure with signalling of the format of the super-frame content and further benefits like simplifying synch recovery at VL-SNR and allowing periodic pilot structures and PL-Scramblers;
- an extended PLHEADER signalling scheme to support the additional MODCODs;
- an extended PLHEADER signalling scheme to support Mobile Frames (VL-SNR);
- a high-efficiency BBFRAME mode (GSE-HEM), similar to the T2 and C2 systems, to transport GSE/GSE-Lite packets;
- signalling of streams which are GSE-Lite compliant.

Annex E includes optional additional formats to enable operation of beam -hopping. The specified waveforms provide additional signalling and framing options that support both periodic, pre-scheduled beam hopping operation, as well as random, traffic driven illumination policy, at signal to noise ratios ranging from -10 dB and above.

4.3 System configurations

See ETSI EN 302 307-1 [3], clause 4.3.

Table 1 associates the S2X system elements to the applications areas. All elements in Table 1 are optional in transmitting and receiving equipment complying with the S2 specification. At least "Normative" subsystems and functionalities shall be implemented in the transmitting and receiving equipment to comply with the present document for a specific application area.

Table 1: S2X System configurations and application areas

System configurations		Broadcast services	Interactive services	DSNG	Professional services	VL-SNR
FECFRAME (normal) (see MODCODs below)	64 800 (bits)					
QPSK	1/4, 1/3, 2/5 (S2-MODCODs)	N	N	N	N	N
	1/2, 3/5, 2/3, 3/4, 4/5, 5/6, 8/9, 9/10 (S2-MODCODs)	N	N	N	N	N
	13/45	N	N	N	N	N
	9/20; 11/20	N	N	N	N	N
8PSK	3/5, 2/3, 3/4, 5/6, 8/9, 9/10 (S2-MODCODs)	N	N	N	N	N
	23/36; 25/36; 13/18	N	N	N	N	N
8APSK-L (note 7)	5/9; 26/45	N	N	N	N	N
16APSK	2/3, 3/4, 4/5, 5/6, 8/9, 9/10 (S2-MODCODs)	N	N	N	N	N
	26/45; 3/5; 28/45; 23/36; 25/36; 13/18; 7/9; 77/90	N	N	N	N	N
16APSK-L (note 7)	5/9; 8/15; 1/2; 3/5; 2/3	N	N	N	N	N
32APSK	3/4, 4/5, 5/6, 8/9, 9/10 (S2-MODCODs)	N	N	N	N	N
	32/45; 11/15; 7/9	N	N	N	N	N
32APSK-L (note 7)	2/3	N	N	N	N	N
64APSK	11/15; 7/9; 4/5; 5/6	O	N	N	N	O
64APSK-L (note 7)	32/45	O	N	N	N	O
128APSK	3/4; 7/9	NA	O	O	N	NA
256APSK	32/45; 3/4	NA	O	O	N	NA
256APSK-L (note 7)	29/45; 2/3; 31/45; 11/15	NA	O	O	N	NA
FECFRAME (short) (see MODCODs below)	16 200 (bits)					
QPSK	1/4, 1/3, 2/5 (S2-MODCODs)	NA	N	O	N	N
	1/2, 3/5, 2/3, 3/4, 4/5, 5/6, 8/9 (S2-MODCODs)	NA	N	O	N	N
	11/45; 4/15; 14/45; 7/15 8/15; 32/45	NA	N	O	N	N
8PSK	3/5, 2/3, 3/4, 5/6, 8/9 (S2-MODCODs)	NA	N	O	N	N
	7/15; 8/15; 26/45; 32/45	NA	N	O	N	N
16APSK	2/3, 3/4, 4/5, 5/6, 8/9 (S2-MODCODs)	NA	N	O	N	N
	7/15; 8/15; 26/45; 3/5; 32/45	NA	N	O	N	N

System configurations		Broadcast services	Interactive services	DSNG	Professional services	VL-SNR
32APSK	3/4, 4/5, 5/6, 8/9 (S2-MODCODs)	NA	N	O	N	N
	2/3; 32/45	NA	N	O	N	N
VL-SNR Header (see MODCODs below) (note 1)		O	O	O	NA	N
QPSK	2/9 (normal)	NA	O	O	NA	N
BPSK	1/5; 4/15; 1/3 (short) 1/5; 11/45; 1/3 (medium)	NA	O	O	NA	N
BPSK-S Spreading Factor 2	1/5; 11/45 (short)	NA	O	O	NA	N
Fixed Size Super-frame (notes 8 and 11)		NA	O	O	O	O/NA (note 9)
Part 2 PLHEADER (note 5)	8-bits	N	N	N	N	N
Extended PLHEADER For Wide-band mode (note 5)	8+8 bits (time slicing)	O	O	NA	O	O
GSE-High Efficiency Mode	For GSE/GSE-Lite (note 6)	N	N	N	N	N
Roll-off 0,15; 0,10 and 0,05		N	N	N	N	N
Channel bonding (note 2)		N (note 3)	NA	NA	O	NA
VCM (note 4)		N	N	N	N	N
ACM		NA	N	O	O	N
Beam Hopping Periodic BH, VLSNR (note 8) (Superframe Format 5) (note 10)		O	O	O	O	O
Traffic driven BH VLSNR (note 8) (Superframe Format 6)		O	O	O	O	O

System configurations		Broadcast services	Interactive services	DSNG	Professional services	VL-SNR
Traffic driven BH, no VL-SNR (note 8) (Superframe Format 7)		O	O	O	O	NA
N = normative, O = optional, NA = not applicable.						
NOTE 1: Ability to skip VL-SNR frames: Normative.						
NOTE 2: Requires Input Stream Synchronizer, Null-Packet Deletion and Dummy Frame insertion.						
NOTE 3: Normative for broadcast services in case of optional multiple tuner receivers.						
NOTE 4: Any S2X receiver shall be able to recognize the whole set of MODCODs within the PLHeader and skip the XFECFrame if the MODCOD is not supported.						
NOTE 5: The present document, PLHEADER and Extended PLHEADER for wideband transponders (ETSI EN 302 307-1 [3] or ETSI EN 302 307-2 (the present document), Annex M) cannot coexist in the same carrier but either can coexist with the VL-SNR header.						
NOTE 6: GSE is optional while support for GSE-Lite in GSE-HEM is normative across all the services.						
NOTE 7: xxx-L= MODCODs optimized for quasi-linear channels.						
NOTE 8: Each of the Annex E formats are individually optional.						
NOTE 9: Not all Annex E Super-Frame Formats support VL-SNR. They are different from the VL-SNR XFECFRAMEs in clause 5.5.2.						
NOTE 10: Format 5 can also be used for continuous transmission scenarios.						
NOTE 11: Fixed size Superframes refer to Annex E Formats 0, 1, 2, 3 and 4.						

Within the present document, a number of configurations and mechanisms are defined as "Optional". Configurations and mechanisms explicitly indicated as "optional" within the present document, for a given application area, need not be implemented in the equipment to comply with the present document. Nevertheless, when an "optional" mode or mechanism is implemented, it shall comply with the specification as given in the present document.

5 Subsystems specifications

5.1 Mode adaptation

5.1.0 General aspects

See ETSI EN 302 307-1 [3], clause 5.1.

According to Figure 3, the input sequence(s) is (are):

- Single or multiple Transport Streams (TS).
- Single or multiple Generic Streams (packetized, continuous or High-Efficiency Mode (HEM) packetized).

The output sequence is a BBHEADER (80 bits) followed by a DATA FIELD.

5.1.1 Input Interfaces

See ETSI EN 302 307-1 [3], clause 5.1.1.

An efficient input interface has been introduced as GSE-HEM. For details of GSE-HEM, see clause 5.1.7.

5.1.2 Input stream synchronizer (optional, not relevant for single TS - BS)

See ETSI EN 302 307-1 [3], clause 5.1.2.

5.1.3 Null-Packet Deletion (ACM and Transport Stream only)

See ETSI EN 302 307-1 [3], clause 5.1.3.

5.1.4 CRC-8 encoder (for packetized streams only)

See ETSI EN 302 307-1 [3], clause 5.1.4.

5.1.5 Merger/Slicer

See ETSI EN 302 307-1 [3], clause 5.1.5.

5.1.6 Base-Band Header insertion

See ETSI EN 302 307-1 [3], clause 5.1.6.

First byte (MATYPE-1):

- TS/GS field (2 bits): Transport Stream Input, Generic Stream Input (packetized or continuous) or GSE-HEM.
- SIS/MIS field (1 bit): Single Input Stream or Multiple Input Stream.
- CCM/ACM field (1 bit): Constant Coding and Modulation or Adaptive Coding and Modulation (VCM is signalled as ACM).

- ISSYI (1 bit), (Input Stream Synchronization Indicator): If ISSYI = 1 = active, the ISSY field (see Annex D) is inserted after UPs or in the baseband header in GSE-HEM.
- For TS input mode:
 - NPD (1 bit): Null-packet deletion active/not active.
- For GSE/Generic Continuous/Generic Packetized modes:
 - GSE-Lite (1 bit): GSE stream is GSE-Lite compliant/non-compliant.
- RO (2 bits): Transmission Roll-off factor (α). Three additional roll-off factors shall be available, 0,15; 0,10 and 0,05. Signalling shall be according to the following rule (Table 2):
 - If RO bits are signalled consistently from BBHEADER to BBHEADER as either 00, 01, 10 the backward compatible definition (High roll-off range) applies:
 - 00 = 0,35.
 - 01 = 0,25.
 - 10 = 0,20.
 - If RO bits are signalled from BBHEADER to BBHEADER in an alternating way with 11 then their interpretation shall be Low roll-off range:
 - 00 = 0,15.
 - 01 = 0,10.
 - 10 = 0,05.

It shall be ensured that in a Multiple Input Stream configuration (SIS/MIS field = 0) alternation is unambiguously evident over all Input Streams (for every ISI) and MODCOD combinations, such that any receiver will receive regular alternation. Any receiver, once locked will switch to low roll-off range on first detection of '11'.

Table 2 (see ETSI EN 302 307-1 [3], Table 3): MATYPE-1 field mapping

TS/GS	SIS/MIS	CCM/ACM	ISSYI	NPD/GSE-Lite	RO	
					No Alternation with 11 = high roll-off range	Alternation with 11 = low roll-off range
11 = Transport 00 = Generic Packetized 01 = Generic continuous 10 = GSE-HEM	1 = single 0 = multiple	1 = CCM 0 = ACM	1 = active 0 = not-active	1 = active 0 = not-active	00 = 0,35 01 = 0,25 10 = 0,20	00 = 0,15 01 = 0,10 10 = 0,05
NOTE: GSE-Lite signals are defined in Annex D of ETSI TS 102 606-1 [2].						

5.1.7 GSE High Efficiency Mode (GSE-HEM)

GSE variable-length or constant length UPs may be transmitted in GSE-HEM. In GSE-HEM, slicing of GSE packets is performed and SYNCDC shall always be computed. The receiver may derive the length of the UPs from the packet header, therefore UPL transmission in BBHEADER is not performed. In the case where ISSY is active, UPs shall not be sliced when there is a BBFRAME from a different stream following, splitting is only possible with the immediately following BBFRAME. The optional ISSY field is transmitted in the BBHEADER.

The Mode Adaptation unit shall perform the following sequence of operations (see Figure 1):

- Optional input stream synchronization (see ETSI EN 302 307-1 [3], clause D.2) relevant to the first transmitted UP which starts in the data field; ISSY field inserted in the UPL and SYNC fields of the BBHEADER.

- Null-packet Deletion and CRC-8 at UP level shall not be computed nor inserted.
- SYNCDC computation (pointing at the first bit of the first transmitted UP which starts in the Data Field) and storage in BBHEADER. The transmitted UP corresponds exactly to the original UP itself. Hence SYNCDC points to the first bit of the original UP.
- CRC8_MODE computation. This is the EXOR of the CRC-8 (1-byte) field with the MODE (1-byte) field. CRC-8 is the error detection code applied to the first 9 bytes of the BBHEADER. MODE (8 bits) shall be 1_D for GSE-HEM.
- UPL not computed nor transmitted.
- GSE-Lite compliance of the stream shall be signalled in the 6th bit of the MATYPE-1 field. GSE-Lite=1 means a GSE-Lite compliant signal is transmitted. GSE-Lite=0 means that the transmitted GSE stream may not meet the definition of a GSE-Lite signal.

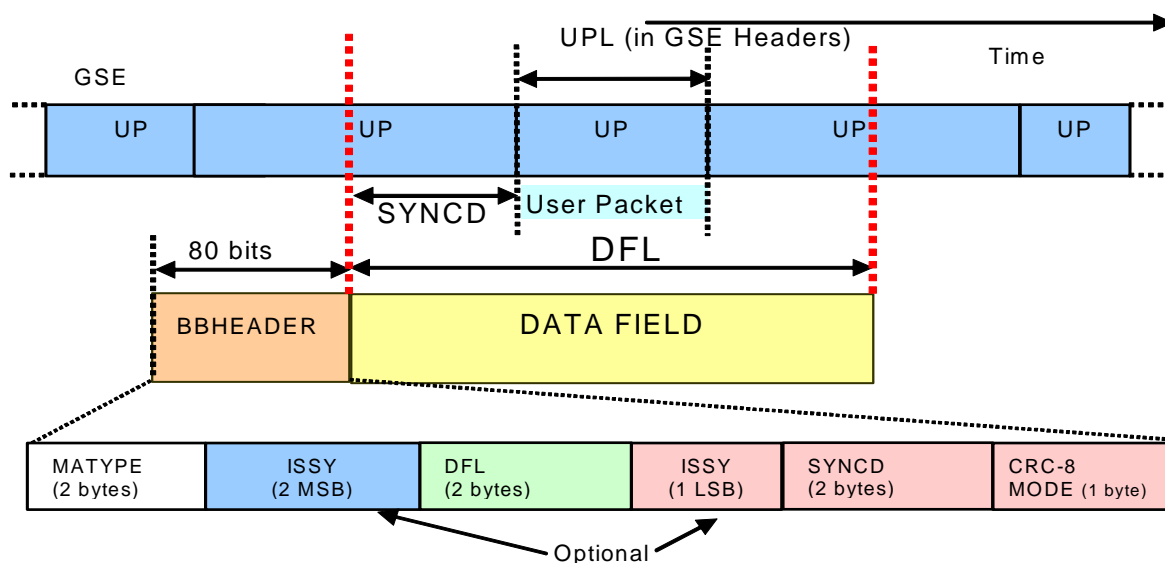


Figure 1: Stream format at the output of the MODE ADAPTER, High Efficiency Mode for GSE (no CRC-8 computed for UPs, optional single ISSY inserted in the BBHEADER, UPL not transmitted)

5.1.8 Channel bonding for multi-tuner (L) receivers

5.1.8.1 Introduction to channel bonding

The present document provides tools to implement "channel bonding", where a single input stream is carried in parallel over L transponders. The maximum number of bonded transponders shall be 3 ($L \leq 3$).

Channel bonding allows for example to avoid un-used capacity in a transponder in case of Constant Bit-Rate (CBR) video programmes, and /or to maximize the statistical multiplexing gain in case of Variable Bit-Rate (VBR) video programmes.

The bonded channels shall lie in the same frequency band. Further, channel bonding shall use CCM only, and shall not be combined with wideband tuners (according to Annex M of ETSI EN 302 307-1 [3] and Annex M of the present document).

In the following clauses, channel bonding for TS transmission (clause 5.1.8.2) and for GSE (clause 5.1.8.3) will be described in more detail.

5.1.8.2 Channel bonding for TS transmission

Channel bonding for TS transmission allows a single "big-Transport-Stream" to be carried in parallel over L transponders ($L \leq 3$). This requires that the receivers are equipped with L tuners/S2X decoders, receiving in parallel the L "partial" Transport Streams from the L transponders, and reconstructing the original "big-Transport-Stream". The L S2X modulators are allowed to adopt the same symbol-rate and MODCOD or different ones.

The number of bonded transponders and their carrier frequencies are signalled in the SI tables according to ETSI EN 300 468 [5]. These SI tables shall be transmitted in parallel over each of the bonded transponders. This allows an initial signal scan with a single tuner to extract SI tables. The principle of the S2X transmitting side shall be according to Figure 2, where the L S2X modulators use the same modulo 2^{22} ISSY counter, clocked by the symbol-rate of a master channel (in Figure 2, modulator number 1 as example), to implement Input-Stream Synchronization (ISSY, see ETSI EN 302 307-1 [3], clause D.2). The correspondence between the RF channel and master channel shall be signalled to the receivers via the SI. Null-Packet deletion is implemented in all modulators according to ETSI EN 302 307-1 [3], clause D.3.

The input "big-TS" shall be split at TS-packet level over L branches, as follows:

- For PIDs \notin {SI tables}, when a TS packet is routed into a branch, corresponding Null Packets shall be generated on the other output branches.
- For PIDs \in {SI tables}, the packet shall be copied in all the output branches.

Each input packet with PID \notin {SI tables} shall be routed into a branch such that the interval between two useful packets with PIDs \notin {SI tables} (in terms of TS packets) which are separated by Null Packets, not including packets with PIDs \in {SI tables}, generated in the SPLIT block, is kept to a minimum and as uniform as possible.

The useful packet intervals shall be according to the ratio of the total bitrate of the bonded channels to the TS rate of each channel.

For example for $L = 2$ channels, this can be fulfilled if the useful packet interval of transponder k takes on only two different values:

$$\text{floor}(\text{total TS rate}/\text{TS rate of transponder } k) \text{ and/or } \text{ceil}(\text{total TS rate}/\text{TS rate of transponder } k),$$

in which floor(x) and ceil(x) denote the flooring and ceiling operation, respectively. The useful packet interval is defined as the number of Null Packets, not including packets with PIDs \in {SI tables}, inserted into two useful packets in the SPLIT block plus 1. For example, in Figure 2 the useful packets 1 and 3 are separated by one Null Packet in transponder 1, resulting in a useful packet interval of 2.

The TS rate of each transponder $k = 1, 2, \dots, L$ is the rate used for transferring packets with PIDs \notin {SI tables} in channel bonding on this transponder. This corresponds to the total TS rate of the transponder minus the data rate occupied by PIDs \in {SI tables}. The total TS rate in above equations is the sum of such TS rates of all transponders.

Each S2X modulator shall activate Input Stream Synchronization by setting the suitable ISSY field.

Transport Stream rate-adapters (i.e. adding or deleting Null-Packets and adjusting the MPEG time-stamps) shall not be inserted after the SPLIT.

NOTE: Rate-adapters may be inserted before the SPLIT if required.

Clause D.1 shows rules for implementation of channel bonding for TS transmissions.

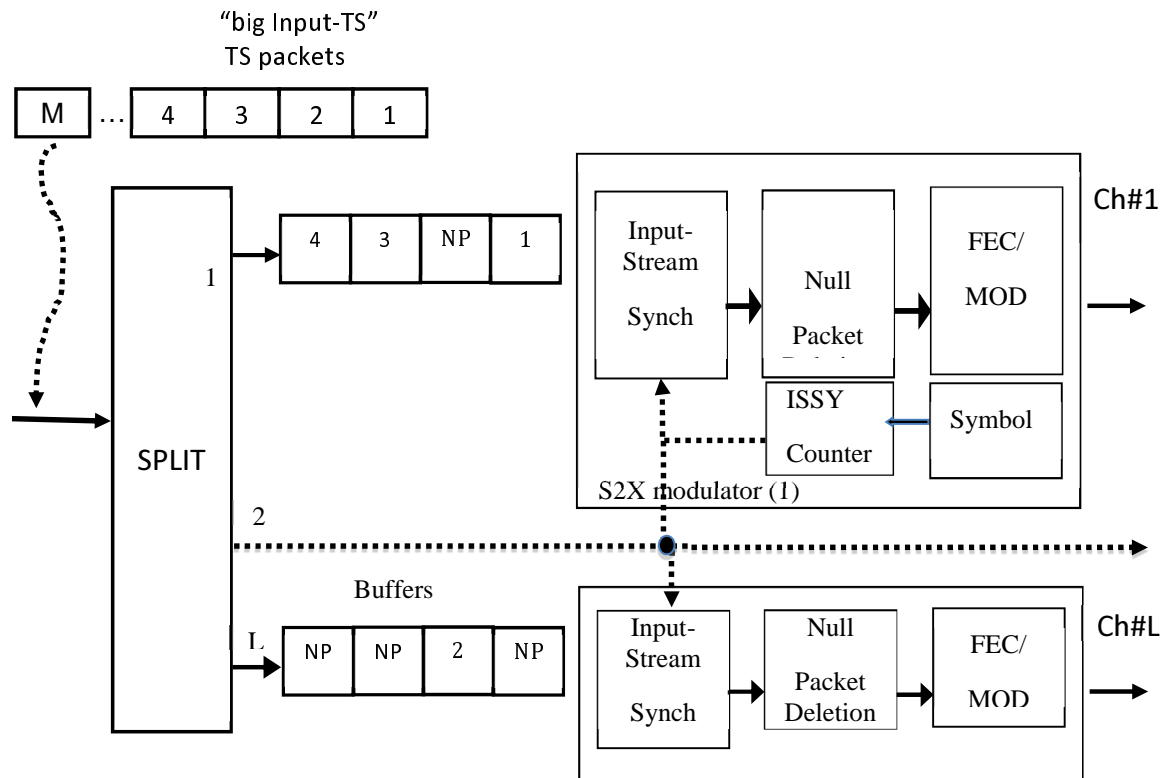


Figure 2: Principle of the transmitting modulators configurations for channel bonding

5.1.8.3 Channel bonding for GSE transmission

5.1.8.3.0 General aspects

Generic Stream Encapsulation (GSE) (ETSI TS 102 606-1 [2]) is an extremely flexible method to transmit any kind of data, including popular formats such as IP packets or TS packets where the data can be of fixed or variable length. GSE can be used for bonded channels to support a higher data rate than can be carried in a single RF channel. A maximum of L channels ($L \leq 3$) is supported. The number of bonded transponders and associated information is signalled in the GSE-LLC tables according to ETSI TS 102 606-2 [6]. These GSE-LLC tables shall be transmitted in parallel over each of the bonded transponders. To ensure maximum efficiency in S2X, it is recommended to use GSE-HEM (see clause 5.1.7). The following describes the use of channel bonding in GSE-HEM.

Channel bonding for GSE transmission is similar to the TS method of bonding described in clause 5.1.8.2, using the ISCR timing data in the ISSY field to allow the receiver to align packets from different RF channels (see ETSI EN 302 307-1 [3], Annex D for ISSY details). However ISSY is not added per UP, but per baseband frame (BBFRAME). ISSY shall always be used for bonded GSE channels. In the ISSY field, ISCR shall be transmitted every BBFRAME. BUFS and BUFSTAT shall not be transmitted.

At the modulator, input UPs (GSE packets) are continuously added to the Data Field of a single BBFRAME until it is complete. Appropriate ISSY information is added to the baseband frame header (BBHEADER) of each BBFRAME. ISSY information refers to the first transmitted UP which starts in the Data Field. UPs shall be transparently sliced between BBFRAMEs on different RF channels as necessary - it is not required to slice UPs on BBFRAMEs using the same RF channel. The order of input UPs shall be maintained in the bonding process. Each BBFRAME is constructed with a length that is derived according to the modulation and coding parameters for that RF channel. Each RF channel may have different modulation and coding parameters. In order to reduce buffering requirements, BBFRAMEs shall be created for each RF channel according to the ratio of the bitrate of each RF channel. For example if the bitrates of two bonded RF channels are equal, BBFRAMEs for each RF channel shall occur in alternating fashion.

An example of the transmission of bonded GSE channels is shown in Figure 3.

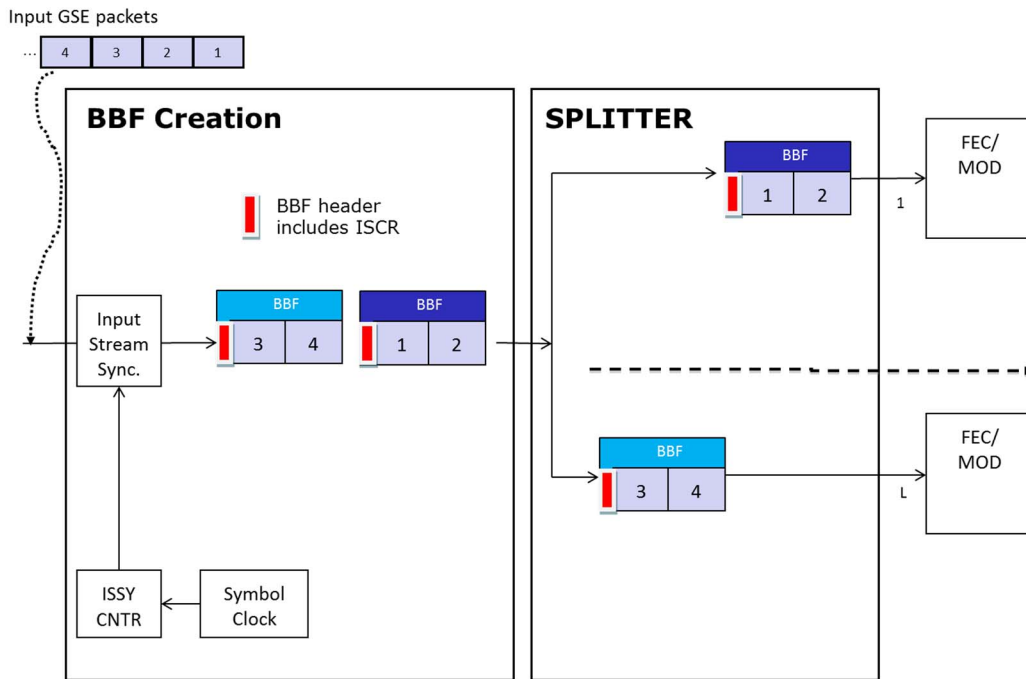


Figure 3: Example of GSE channel bonding transmission

At the receiver side, each GSE bonded RF channel is demodulated according to the modulation and coding parameters for that RF channel. An example diagram is shown in Figure 4.

The output from each demodulator is then combined at the Merger using the ISSY information contained in the BBHEADER of each BBFRAME. The ISSY information provides the timing information to recover the order of the BBFRAMES from different demodulators. Since ISSY information applies to each BBFRAME, and the packet order of UPs within each BBFRAME is maintained, the overall order of UPs is maintained at the Merger output. Split UPs are reconstructed in the Merger.

In comparison to the TS method, the output bitrate of each demodulator is no greater than the bitrate of the channel, which can significantly reduce the processing burden at the Merger. Furthermore, since ISSY information need only be processed per BBFRAME, the merging operation processing burden is also reduced. A maximum tolerance of one BBFRAME of delay shall be allowed between the different receivers.

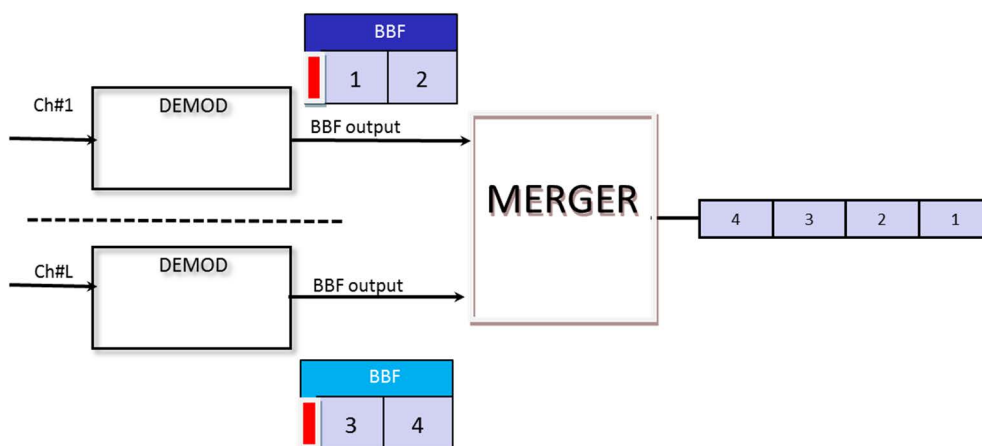


Figure 4: Example of GSE channel bonding at the receiver

After merging, additional processing such as filtering of GSE packets, output of IP or TS packets rather than GSE packets, and so on may be undertaken at the receiver as necessary.

The following text refers to GSE use in channel bonding for the mode TS/GS=00 (Generic Packetized) and TS/GS=01 (Generic Continuous).

5.1.8.3.1 Channel bonding for Generic Packetized streams

For Generic Packetized streams, ISSY shall be added on a per packet basis the same as for TS channel bonding. CRC-8 shall be added per packet, as described in ETSI EN 302 307-1 [3], clause 5.1.5. SYNCDC shall be computed and point to the first bit of the CRC-8 of the previous UP. Packets shall only be split on the same RF channel.

NOTE: For channel bonding using Generic Packetized streams, only ISCR_SHORT is allowed. Therefore, the use of this mode is not recommended since timing constraints may not allow correct alignment of packets.

5.1.8.3.2 Channel bonding for Generic Continuous streams

For Generic Continuous streams using GSE, ISSY shall be added on a per packet basis the same as for TS channel bonding. CRC-8 computation shall not be performed. SYNCDC shall be computed and point to the first transmitted UP in the Data Field. The UPL field may contain proprietary signalling, including information about channel bonding, otherwise the UPL field shall be set to 0. GSE Packets shall only be split on the same RF channel.

NOTE: For channel bonding using Generic Continuous streams, the use of ISCR_SHORT is not recommended since timing constraints may not allow correct alignment of packets.

5.2 Stream Adaptation

5.2.0 General aspects

See ETSI EN 302 307-1 [3], clause 5.2.

5.2.1 Padding

$(K_{\text{bch}} - \text{DFL} - 80)$ bits shall be appended after the DATA FIELD. The resulting BBFRAME shall have a constant length of K_{bch} bits. For Broadcast Service applications, $\text{DFL} = K_{\text{bch}} - 80$, therefore no padding shall be applied.

NOTE: The difference with ETSI EN 302 307-1 [3], clause 5.2.1 is that here the appended bits are not mandatorily zero.

5.2.2 BB scrambling

See ETSI EN 302 307-1 [3], clause 5.2.2.

5.3 FEC Encoding

5.3.0 General aspects

See ETSI EN 302 307-1 [3], clause 5.3.

In addition to ETSI EN 302 307-1 [3], clause 5.3 FEC, new coding rates and modulation formats are available as described in the current clause and in clause 5.4. For VL-SNR support an additional FECFRAMEs is defined with $n_{\text{ldpc}} = 32\ 400$ bits covering only BPSK modulation, coding rates 1/5, 11/45, 1/3 and requiring puncturing and shortening as defined in clause 5.5.2.6.

NOTE: LDPC Code Identifier 1/5 for short FECFRAME $n_{\text{ldpc}} = 16\ 200$ refers to the LDPC code defined in ETSI EN 302 307-1 [3], clause 5.3 and identified with the LDPC code identifier 1/4 for short FECFRAME $n_{\text{ldpc}} = 16\ 200$.

Table 3: Void

Table 4 (see Table 5a of ETSI EN 302 307-1 [3]): Coding Parameters
(for normal FECFRAME $n_{ldpc} = 64\ 800$)

LDPC Code Identifier	BCH uncoded block K_{bch}	BCH coded block N_{bch} LDPC uncoded block k_{ldpc}	BCH t-error correction	LDPC coded block n_{ldpc}
2/9	14 208	14 400	12	61 560 (note)
13/45	18 528	18 720	12	64 800
9/20	28 968	29 160	12	64 800
90/180	32 208	32 400	12	64 800
96/180	34 368	34 560	12	64 800
11/20	35 448	35 640	12	64 800
100/180	35 808	36 000	12	64 800
104/180 and 26/45	37 248	37 440	12	64 800
18/30	38 688	38 880	12	64 800
28/45	40 128	40 320	12	64 800
23/36	41 208	41 400	12	64 800
116/180	41 568	41 760	12	64 800
20/30	43 008	43 200	12	64 800
124/180	44 448	44 640	12	64 800
25/36	44 808	45 000	12	64 800
128/180	45 888	46 080	12	64 800
13/18	46 608	46 800	12	64 800
132/180 and 22/30	47 328	47 520	12	64 800
135/180	48 408	48 600	12	64 800
140/180 and 7/9	50 208	50 400	12	64 800
154/180	55 248	55 440	12	64 800

NOTE: VL-SNR puncturing and shortening is defined in clause 5.5.2.6.

Table 5: Coding Parameters (for medium FECFRAME $n_{ldpc} = 32\ 400$)

LDPC Code Identifier	BCH uncoded block K_{bch}	BCH coded block N_{bch} LDPC uncoded block k_{ldpc}	BCH t-error correction	LDPC coded block n_{ldpc}
1/5	5 660 (note)	5 840 (note)	12	30 780 (note)
11/45	7 740	7 920	12	30 780 (note)
1/3	10 620	10 800	12	30 780 (note)

NOTE: VL-SNR puncturing and shortening is defined in clause 5.5.2.6.

Table 6 (see Table 5b of ETSI EN 302 307-1 [3]): Coding Parameters
(for short FECFRAME $n_{ldpc} = 16\ 200$)

LDPC Code Identifier	BCH uncoded block K_{bch}	BCH coded block N_{bch} LDPC uncoded block k_{ldpc}	BCH t-error correction	LDPC coded block n_{ldpc}
11/45	3 792	3 960	12	15 390 (note)
4/15	4 152	4 320	12	14 976 (note)
14/45	4 872	5 040	12	16 200
7/15	7 392	7 560	12	16 200
8/15	8 472	8 640	12	16 200
26/45	9 192	9 360	12	16 200
32/45	11 352	11 520	12	16 200

NOTE: VL-SNR puncturing and shortening is defined in clause 5.5.2.6.

The addresses of parity bit accumulators of the S2X additional codes are given in Annex B (for $n_{ldpc} = 64\ 800$ bits) and Annex C (for $n_{ldpc} = 16\ 200$ bits for $n_{ldpc} = 32\ 400$ bits).

5.3.1 Outer encoding (BCH)

See ETSI EN 302 307-1 [3], clause 5.3.1.

Table 7: BCH Polynomials for Medium FECFRAME $n_{ldpc} = 32\ 400$

$g_1(x)$	$1+x^2+x^3+x^5+x^{15}$
$g_2(x)$	$1+x+x^4+x^7+x^{10}+x^{11}+x^{15}$
$g_3(x)$	$1+x^2+x^4+x^6+x^8+x^{10}+x^{12}+x^{13}+x^{15}$
$g_4(x)$	$1+x^2+x^3+x^5+x^6+x^8+x^{10}+x^{11}+x^{15}$
$g_5(x)$	$1+x+x^2+x^4+x^6+x^7+x^{10}+x^{12}+x^{15}$
$g_6(x)$	$1+x^4+x^6+x^7+x^{12}+x^{13}+x^{15}$
$g_7(x)$	$1+x^2+x^4+x^5+x^7+x^{11}+x^{12}+x^{14}+x^{15}$
$g_8(x)$	$1+x^2+x^4+x^6+x^8+x^9+x^{11}+x^{14}+x^{15}$
$g_9(x)$	$1+x+x^2+x^4+x^5+x^7+x^9+x^{11}+x^{12}+x^{13}+x^{15}$
$g_{10}(x)$	$1+x+x^2+x^3+x^4+x^7+x^{10}+x^{11}+x^{12}+x^{13}+x^{15}$
$g_{11}(x)$	$1+x+x^2+x^4+x^9+x^{11}+x^{15}$
$g_{12}(x)$	$1+x^2+x^4+x^8+x^{10}+x^{11}+x^{13}+x^{14}+x^{15}$

5.3.2 Inner encoding (LDPC)

5.3.2.0 General aspects

See ETSI EN 302 307-1 [3], clause 5.3.2.

5.3.2.1 Inner coding for normal FECFRAME

See ETSI EN 302 307-1 [3], clause 5.3.2.1.

Table 8a (see Table 7a of ETSI EN 302 307-1 [3]): q values for Normal FECFRAME

LDPC Code Identifier	q
2/9	140
13/45	128
9/20	99
90/180	90
96/180	84
11/20	81
100/180	80
104/180 and 26/45	76
18/30	72
28/45	68
23/36	65
116/180	64
20/30	60
124/180	56
25/36	55
128/180	52
13/18	50
132/180 and 22/30	48
135/180	45
140/180 and 7/9	40
154/180	26

5.3.2.2 Inner coding for short and medium FECFRAME

See ETSI EN 302 307-1 [3], clause 5.3.2.2.

Table 8b (see Table 7b of ETSI EN 302 307-1 [3]): q values for Short FECFRAME

LDPC Code Identifier	q
11/45	34
4/15	33
14/45	31
7/15	24
8/15	21
26/45	19
32/45	13

Table 8c: q values for Medium FECFRAME

LDPC Code Identifier	q
1/5	72
11/45	68
1/3	60

For 128APSK padding is introduced to have an integer number of constellation points and slots in a FECFRAME. 6 zeros shall be appended at the end of the FECFRAME after FEC encoding.

5.3.3 Bit interleaver

See ETSI EN 302 307-1 [3], clause 5.3.3.

Bit interleaving is applied to all MODCODs except those using BPSK or QPSK. Table 9a describes the bit interleaver setting for normal and medium FECFRAMES, Table 9b for short FECFRAMES. The write-in operation of the bit interleaver follows the description of ETSI EN 302 307-1 [3], clause 5.3.3, i.e. data is serially written into the interleaver column-wise. The rows are read out serially, but in an order described by the Bit Interleaver Pattern. As an example, the bit interleaver pattern 102 means that for each row, the middle entry (1) is read out first, followed by the leftmost entry (0) and finally the rightmost entry (2).

Table 9a: Bit Interleaver Patterns (read out order - 0 corresponds to MSB, i.e. leftmost column), Normal FECFRAME

Implementation MODCOD Name	Bit Interleaver Pattern
8PSK 23/36	012
8PSK 25/36	102
8PSK 13/18	102
4+12APSK 26/45	3201
4+12APSK 3/5	3210
8+8APSK 18/30	0123
4+12APSK 28/45	3012
4+12APSK 23/36	3021
8+8APSK 20/30	0123
4+12APSK 25/36	2310
4+12APSK 13/18	3021
4+12+16rbAPSK 2/3	21430
8+16+20+20APSK 7/9	201543
8+16+20+20APSK 4/5	124053
8+16+20+20APSK 5/6	421053
2+4+2APSK 100/180	012
2+4+2APSK 104/180	012
8+8APSK 90/180	3210
8+8APSK 96/180	2310
8+8APSK 100/180	2301

Implementation MODCOD Name	Bit Interleaver Pattern
4+12APSK 140/180	3210
4+12APSK 154/180	0321
4+8+4+16APSK 128/180	40312
4+8+4+16APSK 132/180	40312
4+8+4+16APSK 140/180	40213
16+16+16+16APSK 128/180	305214
4+12+20+28APSK 132/180	520143
128APSK 135/180	4250316
128APSK 140/180	4130256
256APSK 116/180	40372156
256APSK 20/30	01234567
256APSK 124/180	46320571
256APSK 128/180	75642301
256APSK 22/30	01234567
256APSK 135/180	50743612

Table 9b: Bit Interleaver Patterns (read out order - 0 corresponds to MSB, i.e. leftmost column), Short FECFRAME

Implementation MODCOD Name	Bit Interleaver Pattern
8PSK, 7/15	102
8PSK, 8/15	102
8PSK, 26/45	102
8PSK, 32/45	012
4+12APSK, 7/15	2103
4+12APSK, 8/15	2103
4+12APSK, 26/45	2130
4+12APSK, 3/5	3201
4+12APSK, 32/45	0123
4+12+16rbAPSK APSK, 2/3	41230
4+12+16rbAPSK APSK, 32/45	10423

For 128APSK padding is introduced to have an integer number of constellation points and slots in a FECFRAME. 84 ones shall be appended at the bit interleaver output.

5.4 Constellations and Bit mapping

5.4.0 General aspects

See ETSI EN 302 307-1 [3], clause 5.4.

Each FECFRAME (which is a sequence of 64 800 bits for normal FECFRAME, or 16 200 bits for short FECFRAME, or 32 400 bits for medium FECFRAME), shall be serial-to-parallel converted (parallelism level = $\eta_{\text{MOD}} - 1$ for $\pi/2$ BPSK; 2 for QPSK, 3 for 8PSK, 4 for 16APSK, 5 for 32APSK, 6 for 64APSK, 7 for 128APSK, 8 for 256APSK). In Figures 5 to 15, the MSB of the FECFRAME is mapped into the MSB of the first parallel sequence. Each parallel sequence shall be mapped into constellation, generating an (I,Q) sequence of variable length depending on the selected modulation efficiency η_{MOD} .

For 128APSK padding is introduced to have an integer number of constellation points in a FECFRAME as stated in clause 5.3.2.2. Thus, 6 zeros shall be appended at the end of the FECFRAME after FEC encoding.

NOTE: The optimum constellation ring ratios given in the following are optimized for the AWGN channel. For non-linear channels, ring ratios may be jointly optimized with the characteristics of non-linear pre-distortion devices in the uplink station, for the selected operating point (IBO-OBO) of the non-linear channel amplifier(s). Decoders may assume that the centroids of the received constellations, after suitable AGC correction, are placed in the nominal positions as reported in the present document.

5.4.0a Bit mapping into $\pi/2$ BPSK constellation (VL-SNR modes and VL-SNR Header)

VL-SNR modes shall include $\pi/2$ BPSK modulation. For "Spreading Factor 2" modes, FECFRAME bits shall be repeated twice before mapping into constellation.

$\pi/2$ BPSK symbols shall be generated according to the rule:

$$I_{2i-1} = Q_{2i-1} = (1/\sqrt{2}) (1-2y_{2i-1}), I_{2i} = -Q_{2i} = - (1/\sqrt{2}) (1-2y_{2i}) \text{ for } i = 1, 2, \dots, N$$

where $N = n_{\text{ldpc}}/2$ for $\pi/2$ BPSK modes, $N = n_{\text{ldpc}}$ for $\pi/2$ BPSK Spreading Factor 2 modes, and $N=450$ for VL-SNR header.

5.4.1 Bit mapping into QPSK constellation

See ETSI EN 302 307-1 [3], clause 5.4.1.

5.4.2 Bit mapping into 8PSK and 8APSK constellations

See ETSI EN 302 307-1 [3], clause 5.4.2.

Constellations with 8 points can be 8PSK (equal to 8PSK constellation in ETSI EN 302 307-1 [3]) and 8APSK, with constellation points on 3 rings, 2 on the 1st ring, 4 on the 2nd ring and 2 on the 3rd ring (2+4+2). Tables 10a and 10b indicate for 2+4+2APSK the constellation and label definition and the optimum constellation radius ratios for the code identifiers it applies, respectively.

Table 10a: Constellation and label definition for 2+4+2APSK

Label	Radius	ϕ/π $p=0$	ϕ/π $p=1$
p00	R1	1	0
p01	R2	$1 + 0,352$	$-0,352$
p10	R2	$1 - 0,352$	$0,352$
p11	R3	1	0

Table 10b: Optimum Constellation Radius Ratios for 2+4+2APSK [$\gamma_1 = R_2/R_1$, $\gamma_2 = R_3/R_1$]

LDPC code identifier	Modulation/coding spectral efficiency	γ_1	γ_2
100/180	1,66	5,32	6,8
104/180	1,73	6,39	8,0

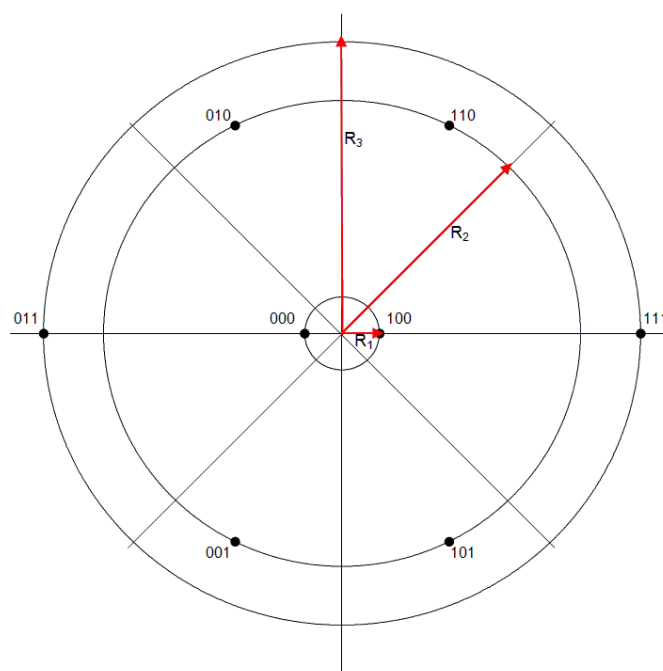


Figure 5: 2+4+2APSK Constellation (code rate 100/180)

5.4.3 Bit mapping into 16APSK constellation

See ETSI EN 302 307-1 [3], clause 5.4.3.

In addition to the 16APSK constellation defined in ETSI EN 302 307-1 [3], clause 5.4.3, that has 4 points on the first ring and 12 on the second ring (4+12), another constellation is defined, with 8 points on the first ring and 8 points on the second ring (8+8), Tables 11a and 11b indicate the optimum constellation radius ratios for 4+12APSK (the constellation and label definition is identical to the 16APSK constellation defined in ETSI EN 302 307-1 [3]); Tables 11c to 11e indicate for the 8+8APSK constellation the optimum constellation radius ratios for the code identifier they apply, and the constellation and label definition.

Table 11a: Optimum Constellation Radius Ratio γ for 4+12APSK
Normal FECFRAME

LDPC code identifier	Modulation/Coding Spectral Efficiency	γ
26/45	2,30	3,7
3/5	2,39	3,7
28/45	2,48	3,5
23/36	2,54	3,1
25/36	2,77	3,1
13/18	2,88	2,85
140/180	3,11	3,6
154/180	3,42	3,2

Table 11b: Optimum Constellation Radius Ratio γ for 4+12APSK
Short FECFRAME

LDPC code identifier	Modulation/Coding Spectral Efficiency	Ring Ratios
7/15	1,83	3,32
8/15	2,09	3,50
26/45	2,27	3,7
3/5	2,36	3,7
32/45	2,80	2,85

Table 11c: Constellation and label definition for 8+8APSK
Normal FECFRAME, LDPC code identifiers 90/180, 96/180 and 100/180

Label	Radius	ϕ/π $p=q=0$	ϕ/π $p=0, q=1$	ϕ/π $p=1, q=0$	ϕ/π $p=q=1$
0qp0	R1	1/8	15/8	7/8	9/8
0qp1	R1	3/8	13/8	5/8	11/8
1qp0	R2	1/8	15/8	7/8	9/8
1qp1	R2	3/8	13/8	5/8	11/8

Table 11d: Optimum Constellation Radius Ratio for 8+8APSK
Normal FECFRAME, LDPC code identifiers 90/180, 96/180 and 100/180

LDPC code identifier	Modulation/coding spectral efficiency	γ
90/180	2,00	2,19
96/180	2,13	2,19
100/180	2,22	2,19

Table 11e: Constellation and label definition for 8+8APSK
Normal FECFRAME, LDPC code identifiers 18/30 and 20/30

Label	Complex constellation point for LDPC code identifier 18/30	Complex constellation point for LDPC code identifier 20/30
0000	0,4718 + 0,2606i	0,5061 + 0,2474i
0001	0,2606 + 0,4718i	0,2474 + 0,5061i
0010	-0,4718 + 0,2606i	-0,5061 + 0,2474i
0011	-0,2606 + 0,4718i	-0,2474 + 0,5061i
0100	0,4718 - 0,2606i	0,5061 - 0,2474i
0101	0,2606 - 0,4718i	0,2474 - 0,5061i
0110	-0,4718 - 0,2606i	-0,5061 - 0,2474i
0111	-0,2606 - 0,4718i	-0,2474 - 0,5061i
1000	1,2088 + 0,4984i	1,2007 + 0,4909i
1001	0,4984 + 1,2088i	0,4909 + 1,2007i
1010	-1,2088 + 0,4984i	-1,2007 + 0,4909i
1011	-0,4984 + 1,2088i	-0,4909 + 1,2007i
1100	1,2088 - 0,4984i	1,2007 - 0,4909i
1101	0,4984 - 1,2088i	0,4909 - 1,2007i
1110	-1,2088 - 0,4984i	-1,2007 - 0,4909i
1111	-0,4984 - 1,2088i	-0,4909 - 1,2007i

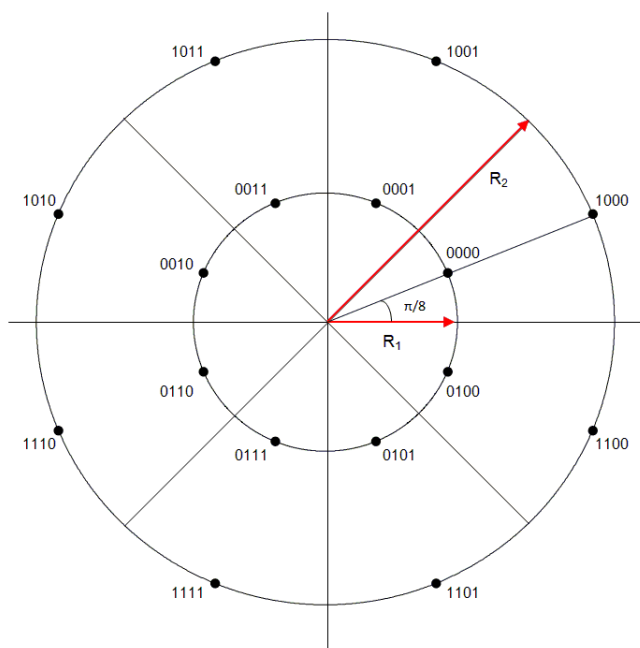


Figure 6: 8+8APSK Constellation (code rate 90/180)

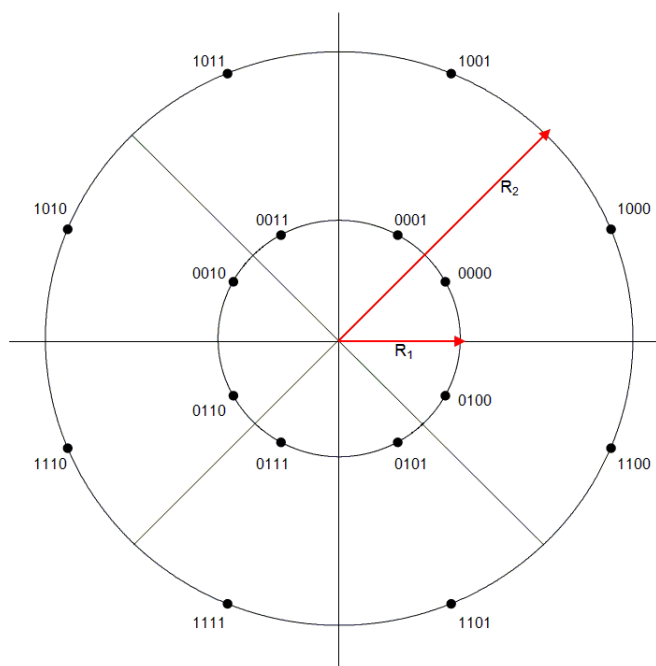


Figure 7: 8+8APSK Constellation (code rate 18/30)

5.4.4 Bit mapping into 32APSK constellations

See ETSI EN 302 307-1 [3], clause 5.4.4.

In addition to the 32APSK constellation defined in ETSI EN 302 307-1 [3], clause 5.4.4, that has 4 points on the first ring, 12 on the second ring and 16 on the third ring (4+12+16), a further constellation is introduced with 4 points on the first ring, 12 on the second ring and 16 on the third ring (4+12+16), and another constellation, with 4 rings and 4 points on the first ring, 8 on the second ring, 4 on the third ring and 16 on the fourth ring (4+8+4+16), Tables 12a to 12e indicate for the two additional constellations with 32 points the optimum constellation radius ratios for the code identifier they apply, and the constellation and label definition.

**Table 12a: Optimum Constellation Radius Ratio γ_1 and γ_2 for 4+12+16rbAPSK
Normal FECFRAME**

LDPC code identifier	Spectral Efficiency	γ_1	γ_2
2/3	3,32	2,85	5,55

**Table 12b: Optimum Constellation Radius Ratio γ_1 and γ_2 for 4+12+16rbAPSK
Short FECFRAME**

LDPC code identifier	Spectral Efficiency	γ_1	γ_2
2/3	3,28	2,84	5,54
32/45	3,50	2,84	5,26

Table 12c: Constellation and label definition for 4+12+16rbAPSK

Label	Radius	ϕ/π $p=q=0$	ϕ/π $p=0, q=1$	ϕ/π $p=1, q=0$	ϕ/π $p=q=1$
p00q0	R3	11/16	5/16	21/16	27/16
p00q1	R3	9/16	7/16	23/16	25/16
p01q0	R2	3/4	1/4	5/4	7/4
p01q1	R2	7/12	5/12	17/12	19/12
p10q0	R3	13/16	3/16	19/16	29/16
p10q1	R3	15/16	1/16	17/16	31/16
p11q0	R2	11/12	1/12	13/12	23/12
p11q1	R1	3/4	1/4	5/4	7/4

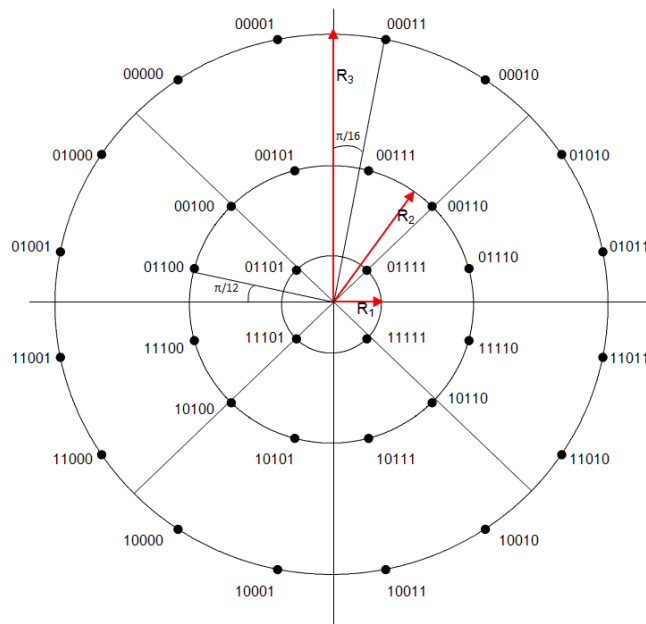


Figure 8: 4+12+16rbAPSK Constellation (code rate 2/3, Normal FECFRAME)

Table 12d: Constellation and label definition for 4+8+4+16APSK

Label	Radius	ϕ/π $p=q=0$	ϕ/π $p=0, q=1$	ϕ/π $p=1, q=0$	ϕ/π $p=q=1$
00pq0	R1	1/4	7/4	3/4	5/4
00pq1	R4	7/16	25/16	9/16	23/16
01pq0	R2	1/12	23/12	11/12	13/12
01pq1	R4	1/16	31/16	15/16	17/16
10pq0	R2	5/12	19/12	7/12	17/12
10pq1	R4	5/16	27/16	11/16	21/16
11pq0	R3	1/4	7/4	3/4	5/4
11pq1	R4	3/16	29/16	13/16	19/16

Table 12e: Optimum Constellation Radius Ratios for 4+8+4+16APSK
[$\gamma_1 = R_2/R_1$, $\gamma_2 = R_3/R_1$ and $\gamma_3 = R_4/R_1$]

LDPC code identifier	Modulation/coding spectral efficiency	γ_1	γ_2	γ_3
128/180	3,56	2,6	2,99	5,6
132/180	3,67	2,6	2,86	5,6
140/180	3,89	2,8	3,08	5,6

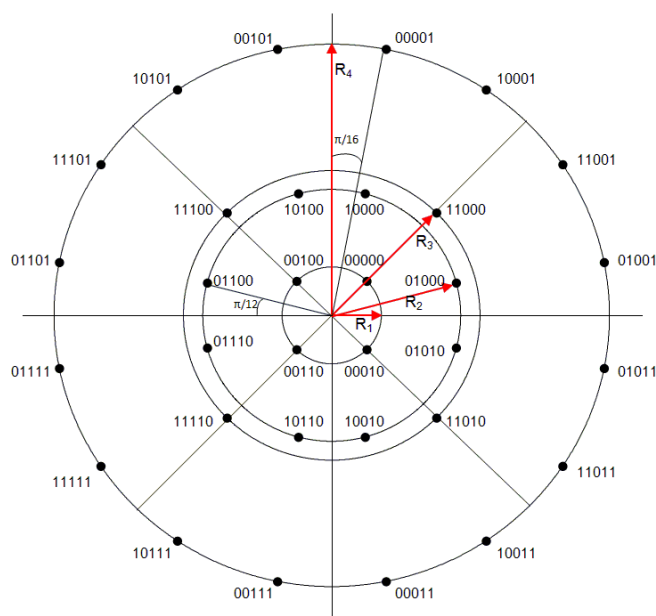


Figure 9: 4+8+4+16APSK Constellation (code rate 128/180)

5.4.5 Bit mapping into 64APSK constellations

Three different 64APSK constellations are introduced, the first with 16 points on the first ring, 16 on the second ring, 16 on the third ring and 16 on the fourth ring (16+16+16+16), the second with 8 points on the first ring, 16 on the second ring, 20 on the third ring and 20 on the fourth ring (8+16+20+20), the third with 4 points on the first ring, 12 on the second ring, 20 on the third ring and 28 on the fourth ring (4+12+20+28). Tables 13a to 13f indicate for the three constellations with 64 points the optimum constellation radius ratios for the code identifier they apply, and the constellation and label definition.

Table 13a: Constellation and label definition for 16+16+16+16APSK

Label	Radius	ϕ/π $p=q=0$	ϕ/π $p=0, q=1$	ϕ/π $p=1, q=0$	ϕ/π $p=q=1$
00qp00	R1	1/16	31/16	15/16	17/16
00qp01	R1	3/16	29/16	13/16	19/16
00qp10	R1	7/16	25/16	9/16	23/16
00qp11	R1	5/16	27/16	11/16	21/16
01qp00	R2	1/16	31/16	15/16	17/16
01qp01	R2	3/16	29/16	13/16	19/16
01qp10	R2	7/16	25/16	9/16	23/16
01qp11	R2	5/16	27/16	11/16	21/16
10qp00	R4	1/16	31/16	15/16	17/16
10qp01	R4	3/16	29/16	13/16	19/16
10qp10	R4	7/16	25/16	9/16	23/16
10qp11	R4	5/16	27/16	11/16	21/16
11qp00	R3	1/16	31/16	15/16	17/16
11qp01	R3	3/16	29/16	13/16	19/16
11qp10	R3	7/16	25/16	9/16	23/16
11qp11	R3	5/16	27/16	11/16	21/16

Table 13b: Optimum Constellation Radius Ratios for 16+16+16+16APSK

$$[\gamma_1 = R_2/R_1, \gamma_2 = R_3/R_1 \text{ and } \gamma_3 = R_4/R_1]$$

LDPC code identifier	Modulation/coding spectral efficiency	γ_1	γ_2	γ_3
128/180	4,27	1,88	2,72	3,95

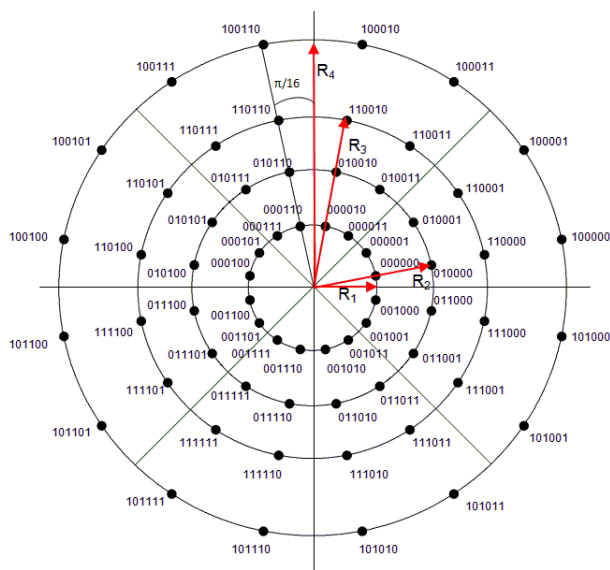


Figure 10: 16+16+16+16APSK Constellation (code rate 128/180)

Table 13c: Constellation and label definition for 8+16+20+20APSK

Label	Radius	ϕ/π $p=q=0$	ϕ/π $p=0, q=1$	ϕ/π $p=1, q=0$	ϕ/π $p=q=1$
p0q000	R2	25/16	23/16	7/16	9/16
p0q001	R4	7/4	5/4	1/4	3/4
p0q010	R2	27/16	21/16	5/16	11/16
p0q011	R3	7/4	5/4	1/4	3/4
p0q100	R4	31/20	29/20	9/20	11/20
p0q101	R4	33/20	27/20	7/20	13/20
p0q110	R3	31/20	29/20	9/20	11/20
p0q111	R3	33/20	27/20	7/20	13/20
p1q000	R1	13/8	11/8	3/8	5/8
p1q001	R4	37/20	23/20	3/20	17/20
p1q010	R2	29/16	19/16	3/16	13/16
p1q011	R3	37/20	23/20	3/20	17/20
p1q100	R1	15/8	9/8	1/8	7/8
p1q101	R4	39/20	21/20	1/20	19/20
p1q110	R2	31/16	17/16	1/16	15/16
p1q111	R3	39/20	21/20	1/20	19/20

Table 13d: Optimum Constellation Radius Ratios for 8+16+20+20APSK
[$\gamma_1 = R_2/R_1$, $\gamma_2 = R_3/R_1$ and $\gamma_3 = R_4/R_1$]

LDPC code identifier	Modulation/coding spectral efficiency	γ_1	γ_2	γ_3
7/9	4,65	2,2	3,6	5,2
4/5	4,78	2,2	3,6	5,2
5/6	4,98	2,2	3,5	5,0

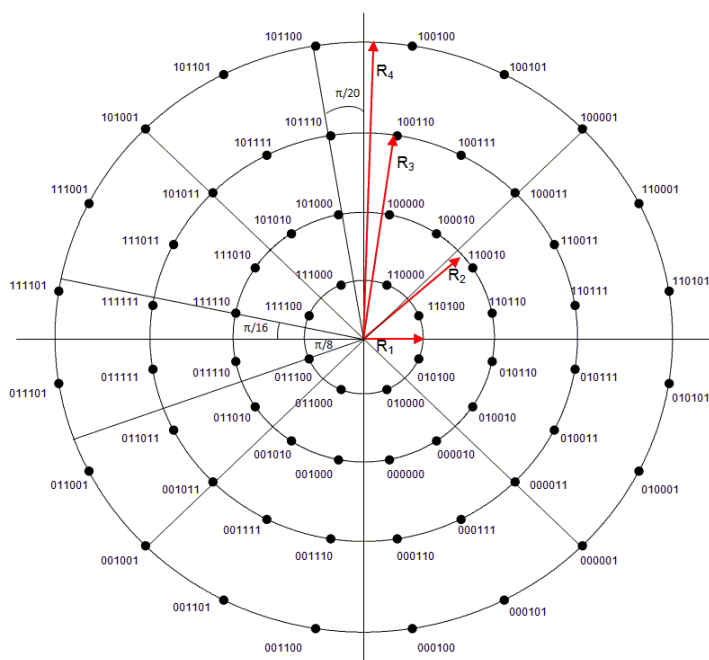


Figure 11: 8+16+20+20APSK Constellation (code rate 7/9)

Table 13e: Constellation and label definition for 4+12+20+28APSK

Label	Radius	ϕ/π $p=q=0$	ϕ/π $p=0, q=1$	ϕ/π $p=1, q=0$	ϕ/π $p=q=1$
0000pq	R4	1/4	7/4	3/4	5/4
0001pq	R4	13/28	43/28	15/28	41/28
0010pq	R4	1/28	55/28	27/28	29/28
0011pq	R1	1/4	7/4	3/4	5/4
0100pq	R4	9/28	47/28	19/28	37/28
0101pq	R4	11/28	45/28	17/28	39/28
0110pq	R3	1/20	39/20	19/20	21/20
0111pq	R2	1/12	23/12	11/12	13/12
1000pq	R4	5/28	51/28	23/28	33/28
1001pq	R3	9/20	31/20	11/20	29/20
1010pq	R4	3/28	53/28	25/28	31/28
1011pq	R2	5/12	19/12	7/12	17/12
1100pq	R3	1/4	7/4	3/4	5/4
1101pq	R3	7/20	33/20	13/20	27/20
1110pq	R3	3/20	37/20	17/20	23/20
1111pq	R2	1/4	7/4	3/4	5/4

Table 13f: Optimum Constellation Radius Ratios for 4+12+20+28APSK
[$\gamma_1 = R_2/R_1$, $\gamma_2 = R_3/R_1$ and $\gamma_3 = R_4/R_1$]

LDPC code identifier	Modulation/coding spectral efficiency	γ_1	γ_2	γ_3
132/180	4,40	2,4	4,3	7

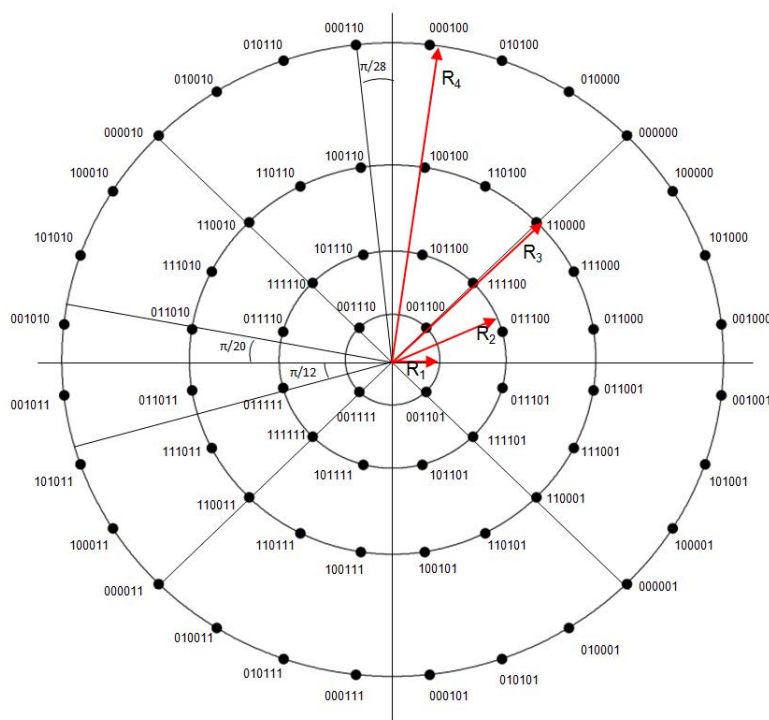


Figure 12: 4+12+20+28APSK Constellation (code rate 132/180)

5.4.6 Bit mapping into 128APSK constellations

One 128APSK constellation is introduced, with 6 rings and 128 constellation points. Tables 14a and 14b indicate the optimum constellation radius ratios for the code identifier they apply, and the constellation and label definition.

Table 14a: Optimum Constellation Radius Ratios for 128APSK
 $[Y_1 = R_2/R_1, Y_2 = R_3/R_1, Y_3 = R_4/R_1, Y_4 = R_5/R_1, Y_5 = R_6/R_1]$

LDPC code identifier	Modulation/coding spectral efficiency	γ_1	γ_2	γ_3	γ_4	γ_5
135/180	5,25	1,715	2,118	2,681	2,75	3,819
140/180	5,44	1,715	2,118	2,681	2,75	3,733

Table 14b: Constellation and label definition for 128APSK

Label	Radius	ϕ/π $p=q=0$	ϕ/π $p=0, q=1$	ϕ/π $p=1, q=0$	ϕ/π $p=q=1$
qp00000	R1	83/1260	2437/1260	1177/1260	1343/1260
qp00001	R6	11/105	199/105	94/105	116/105
qp00010	R6	37/1680	3323/1680	1643/1680	1717/1680
qp00011	R6	11/168	325/168	157/168	179/168
qp00100	R2	121/2520	4919/2520	2399/2520	2641/2520
qp00101	R3	23/280	537/280	257/280	303/280
qp00110	R5	19/720	1421/720	701/720	739/720
qp00111	R4	61/720	1379/720	659/720	781/720
qp01000	R1	103/560	1017/560	457/560	663/560
qp01001	R6	61/420	779/420	359/420	481/420
qp01010	R6	383/1680	2977/1680	1297/1680	2063/1680
qp01011	R6	929/5040	9151/5040	4111/5040	5969/5040
qp01100	R2	113/560	1007/560	447/560	673/560
qp01101	R3	169/1008	1847/1008	839/1008	1177/1008
qp01110	R5	563/2520	4477/2520	1957/2520	3083/2520
qp01111	R4	139/840	1541/840	701/840	979/840
qp10000	R1	243/560	877/560	317/560	803/560
qp10001	R6	1993/5040	8087/5040	3047/5040	7033/5040
qp10010	R6	43/90	137/90	47/90	133/90
qp10011	R6	73/168	263/168	95/168	241/168
qp10100	R2	1139/2520	3901/2520	1381/2520	3659/2520
qp10101	R3	117/280	443/280	163/280	397/280
qp10110	R5	341/720	1099/720	379/720	1061/720
qp10111	R4	349/840	1331/840	491/840	1189/840
qp11000	R1	177/560	943/560	383/560	737/560
qp11001	R6	1789/5040	8291/5040	3251/5040	6829/5040
qp11010	R6	49/180	311/180	131/180	229/180
qp11011	R6	53/168	283/168	115/168	221/168
qp11100	R2	167/560	953/560	393/560	727/560
qp11101	R3	239/720	1201/720	481/720	959/720
qp11110	R5	199/720	1241/720	521/720	919/720
qp11111	R4	281/840	1399/840	559/840	1121/840

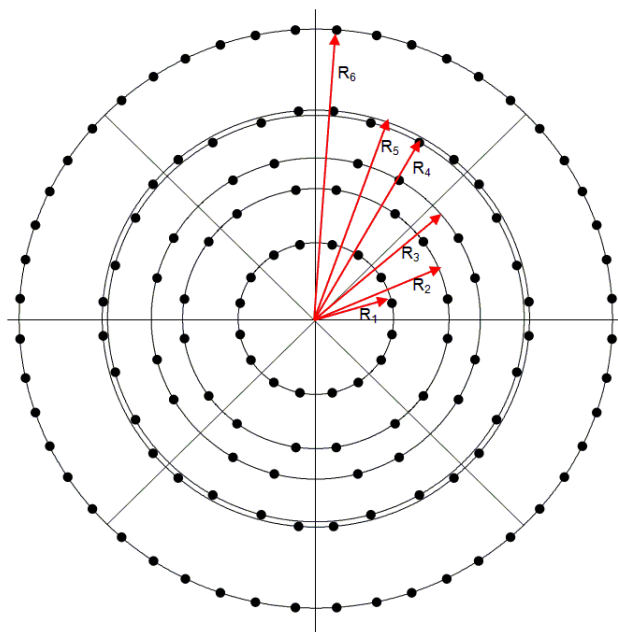


Figure 13: 128APSK Constellation (code rate 135/180)

5.4.7 Bit mapping into 256APSK constellations

Two different 256APSK constellations are introduced, with 256 constellation points. Tables 15a to 15d indicate for the two constellations with 256 points the optimum constellation radius ratios for the code identifier they apply, or the coordinates of the constellation points, and the constellation and label definition.

Table 15a: Optimum Constellation Radius Ratios for 256APSK
 $[\gamma_1 = R_2/R_1, \gamma_2 = R_3/R_1, \gamma_3 = R_4/R_1, \gamma_4 = R_5/R_1, \gamma_5 = R_6/R_1, \gamma_6 = R_7/R_1, \gamma_7 = R_8/R_1]$

LDPC code identifier	Modulation/coding spectral efficiency	γ_1	γ_2	γ_3	γ_4	γ_5	γ_6	γ_7
116/180	5,16	1,791	2,405	2,980	3,569	4,235	5,078	6,536
124/180	5,51	1,791	2,405	2,980	3,569	4,235	5,078	6,536
128/180	5,69	1,794	2,409	2,986	3,579	4,045	4,6	5,4
135/180	6,00	1,794	2,409	2,986	3,579	4,045	4,5	5,2

Table 15b: Constellation and label definition for 256APSK (Ring radii)

Label	Radius
000qpaaa	R1
001qpaaa	R2
010qpaaa	R4
011qpaaa	R3
100qpaaa	R8
101qpaaa	R7
110qpaaa	R5
111qpaaa	R6

Table 15c: Constellation and label definition for 256APSK (Constellation points angles)

Label	ϕ/π $p=q=0$	ϕ/π $p=0, q=1$	ϕ/π $p=1, q=0$	ϕ/π $p=q=1$
rrrqp000	$\phi_1 = 1\pi/32$	$-\phi_1$	$\pi-\phi_1$	$\pi+\phi_1$
rrrqp001	$\phi_2 = 3\pi/32$	$-\phi_2$	$\pi-\phi_2$	$\pi+\phi_2$
rrrqp010	$\phi_4 = 7\pi/32$	$-\phi_4$	$\pi-\phi_4$	$\pi+\phi_4$
rrrqp011	$\phi_3 = 5\pi/32$	$-\phi_3$	$\pi-\phi_3$	$\pi+\phi_3$
rrrqp100	$\phi_8 = 15\pi/32$	$-\phi_8$	$\pi-\phi_8$	$\pi+\phi_8$
rrrqp101	$\phi_7 = 13\pi/32$	$-\phi_7$	$\pi-\phi_7$	$\pi+\phi_7$
rrrqp110	$\phi_5 = 9\pi/32$	$-\phi_5$	$\pi-\phi_5$	$\pi+\phi_5$
rrrqp111	$\phi_6 = 11\pi/32$	$-\phi_6$	$\pi-\phi_6$	$\pi+\phi_6$

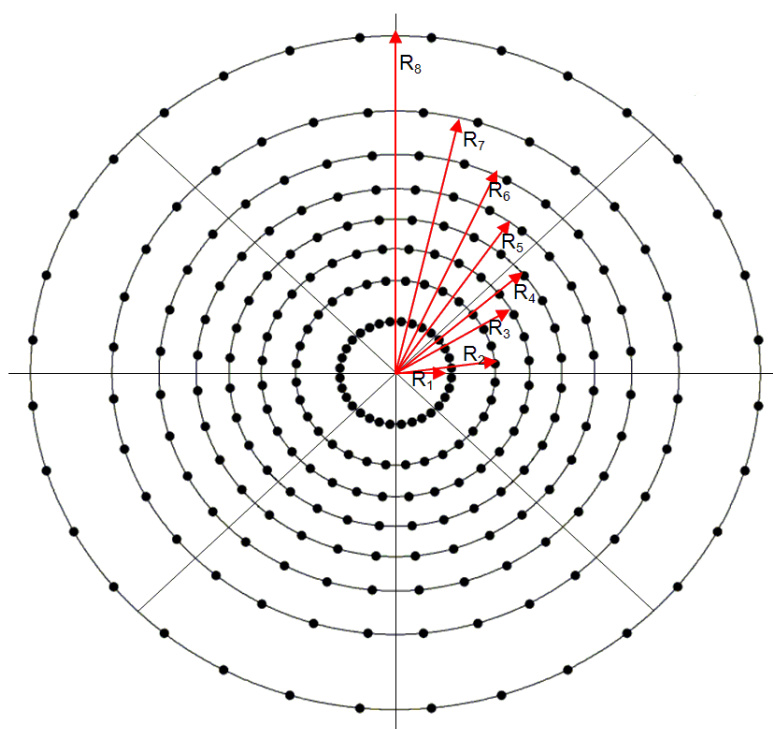


Figure 14: 256APSK Constellation (code rate 116/180)

Table 15d: Optimum Constellation for 256APSK for LDPC code identifiers 20/30 and 22/30

Label	Complex constellation point for LDPC code identifier 20/30	Complex constellation point for LDPC code identifier 22/30
00000000	1,6350 + 0,1593i	1,5977 + 0,1526i
00000001	1,5776 + 0,4735i	1,3187 + 0,1269i
00000010	0,9430 + 0,1100i	-1,5977 + 0,1526i
00000011	0,9069 + 0,2829i	-1,3187 + 0,1269i
00000100	0,3237 + 0,0849i	0,2574 + 0,0733i
00000101	0,3228 + 0,0867i	0,4496 + 0,0807i
00000110	0,7502 + 0,1138i	-0,2574 + 0,0733i
00000111	0,7325 + 0,2088i	-0,4496 + 0,0807i
00001000	0,1658 + 1,6747i	1,5977 - 0,1526i
00001001	0,4907 + 1,6084i	1,3187 - 0,1269i
00001010	0,1088 + 0,9530i	-1,5977 - 0,1526i
00001011	0,2464 + 0,9270i	-1,3187 - 0,1269i
00001100	0,0872 + 0,1390i	0,2574 - 0,0733i
00001101	0,0871 + 0,1392i	0,4496 - 0,0807i
00001110	0,1091 + 0,7656i	-0,2574 - 0,0733i
00001111	0,1699 + 0,7537i	-0,4496 - 0,0807i

Label	Complex constellation point for LDPC code identifier 20/30	Complex constellation point for LDPC code identifier 22/30
00010000	-1,6350 + 0,1593i	0,9269 + 0,0943i
00010001	-1,5776 + 0,4735i	1,1024 + 0,1086i
00010010	-0,9430 + 0,1100i	-0,9269 + 0,0943i
00010011	-0,9069 + 0,2829i	-1,1024 + 0,1086i
00010100	-0,3237 + 0,0849i	0,7663 + 0,0867i
00010101	-0,3228 + 0,0867i	0,6115 + 0,0871i
00010110	-0,7502 + 0,1138i	-0,7663 + 0,0867i
00010111	-0,7325 + 0,2088i	-0,6115 + 0,0871i
00011000	-0,1658 + 1,6747i	0,9269 - 0,0943i
00011001	-0,4907 + 1,6084i	1,1024 - 0,1086i
00011010	-0,1088 + 0,9530i	-0,9269 - 0,0943i
00011011	-0,2464 + 0,9270i	-1,1024 - 0,1086i
00011100	-0,0872 + 0,1390i	0,7663 - 0,0867i
00011101	-0,0871 + 0,1392i	0,6115 - 0,0871i
00011110	-0,1091 + 0,7656i	-0,7663 - 0,0867i
00011111	-0,1699 + 0,7537i	-0,6115 - 0,0871i
00100000	1,3225 + 0,1320i	1,2701 + 1,0139i
00100001	1,2742 + 0,3922i	1,0525 + 0,8406i
00100010	1,0854 + 0,1139i	-1,2701 + 1,0139i
00100011	1,0441 + 0,3296i	-1,0525 + 0,8406i
00100100	0,4582 + 0,1123i	0,2487 + 0,1978i
00100101	0,4545 + 0,1251i	0,3523 + 0,2915i
00100110	0,6473 + 0,1138i	-0,2487 + 0,1978i
00100111	0,6339 + 0,1702i	-0,3523 + 0,2915i
00101000	0,1322 + 1,3631i	1,2701 - 1,0139i
00101001	0,3929 + 1,3102i	1,0525 - 0,8406i
00101010	0,1124 + 1,1327i	-1,2701 - 1,0139i
00101011	0,3160 + 1,0913i	-1,0525 - 0,8406i
00101100	0,0928 + 0,3970i	0,2487 - 0,1978i
00101101	0,0937 + 0,3973i	0,3523 - 0,2915i
00101110	0,1054 + 0,5979i	-0,2487 - 0,1978i
00101111	0,1230 + 0,5949i	-0,3523 - 0,2915i
00110000	-1,3225 + 0,1320i	0,7359 + 0,6043i
00110001	-1,2742 + 0,3922i	0,8807 + 0,7105i
00110010	-1,0854 + 0,1139i	-0,7359 + 0,6043i
00110011	-1,0441 + 0,3296i	-0,8807 + 0,7105i
00110100	-0,4582 + 0,1123i	0,6017 + 0,5019i
00110101	-0,4545 + 0,1251i	0,4747 + 0,3996i
00110110	-0,6473 + 0,1138i	-0,6017 + 0,5019i
00110111	-0,6339 + 0,1702i	-0,4747 + 0,3996i
00111000	-0,1322 + 1,3631i	0,7359 - 0,6043i
00111001	-0,3929 + 1,3102i	0,8807 - 0,7105i
00111010	-0,1124 + 1,1327i	-0,7359 - 0,6043i
00111011	-0,3160 + 1,0913i	-0,8807 - 0,7105i
00111100	-0,0928 + 0,3970i	0,6017 - 0,5019i
00111101	-0,0937 + 0,3973i	0,4747 - 0,3996i
00111110	-0,1054 + 0,5979i	-0,6017 - 0,5019i
00111111	-0,1230 + 0,5949i	-0,4747 - 0,3996i
01000000	1,6350 - 0,1593i	1,5441 + 0,4545i
01000001	1,5776 - 0,4735i	1,2750 + 0,3775i
01000010	0,9430 - 0,1100i	-1,5441 + 0,4545i
01000011	0,9069 - 0,2829i	-1,2750 + 0,3775i
01000100	0,3237 - 0,0849i	0,2586 + 0,0752i
01000101	0,3228 - 0,0867i	0,4435 + 0,1065i
01000110	0,7502 - 0,1138i	-0,2586 + 0,0752i
01000111	0,7325 - 0,2088i	-0,4435 + 0,1065i
01001000	0,1658 - 1,6747i	1,5441 - 0,4545i
01001001	0,4907 - 1,6084i	1,2750 - 0,3775i
01001010	0,1088 - 0,9530i	-1,5441 - 0,4545i
01001011	0,2464 - 0,9270i	-1,2750 - 0,3775i
01001100	0,0872 - 0,1390i	0,2586 - 0,0752i
01001101	0,0871 - 0,1392i	0,4435 - 0,1065i
01001110	0,1091 - 0,7656i	-0,2586 - 0,0752i

Label	Complex constellation point for LDPC code identifier 20/30	Complex constellation point for LDPC code identifier 22/30
01001111	0,1699 - 0,7537i	-0,4435 - 0,1065i
01010000	-1,6350 - 0,1593i	0,8925 + 0,2771i
01010001	-1,5776 - 0,4735i	1,0649 + 0,3219i
01010010	-0,9430 - 0,1100i	-0,8925 + 0,2771i
01010011	-0,9069 - 0,2829i	-1,0649 + 0,3219i
01010100	-0,3237 - 0,0849i	0,7362 + 0,2279i
01010101	-0,3228 - 0,0867i	0,5936 + 0,1699i
01010110	-0,7502 - 0,1138i	-0,7362 + 0,2279i
01010111	-0,7325 - 0,2088i	-0,5936 + 0,1699i
01011000	-0,1658 - 1,6747i	0,8925 - 0,2771i
01011001	-0,4907 - 1,6084i	1,0649 - 0,3219i
01011010	-0,1088 - 0,9530i	-0,8925 - 0,2771i
01011011	-0,2464 - 0,9270i	-1,0649 - 0,3219i
01011100	-0,0872 - 0,1390i	0,7362 - 0,2279i
01011101	-0,0871 - 0,1392i	0,5936 - 0,1699i
01011110	-0,1091 - 0,7656i	-0,7362 - 0,2279i
01011111	-0,1699 - 0,7537i	-0,5936 - 0,1699i
01100000	1,3225 - 0,1320i	1,4352 + 0,7452i
01100001	1,2742 - 0,3922i	1,1866 + 0,6182i
01100010	1,0854 - 0,1139i	-1,4352 + 0,7452i
01100011	1,0441 - 0,3296i	-1,1866 + 0,6182i
01100100	0,4582 - 0,1123i	0,2523 + 0,1944i
01100101	0,4545 - 0,1251i	0,3695 + 0,2695i
01100110	0,6473 - 0,1138i	-0,2523 + 0,1944i
01100111	0,6339 - 0,1702i	-0,3695 + 0,2695i
01101000	0,1322 - 1,3631i	1,4352 - 0,7452i
01101001	0,3929 - 1,3102i	1,1866 - 0,6182i
01101010	0,1124 - 1,1327i	-1,4352 - 0,7452i
01101011	0,3160 - 1,0913i	-1,1866 - 0,6182i
01101100	0,0928 - 0,3970i	0,2523 - 0,1944i
01101101	0,0937 - 0,3973i	0,3695 - 0,2695i
01101110	0,1054 - 0,5979i	-0,2523 - 0,1944i
01101111	0,1230 - 0,5949i	-0,3695 - 0,2695i
01110000	-1,3225 - 0,1320i	0,8273 + 0,4493i
01110001	-1,2742 - 0,3922i	0,9911 + 0,5243i
01110010	-1,0854 - 0,1139i	-0,8273 + 0,4493i
01110011	-1,0441 - 0,3296i	-0,9911 + 0,5243i
01110100	-0,4582 - 0,1123i	0,6708 + 0,3859i
01110101	-0,4545 - 0,1251i	0,5197 + 0,3331i
01110110	-0,6473 - 0,1138i	-0,6708 + 0,3859i
01110111	-0,6339 - 0,1702i	-0,5197 + 0,3331i
01111000	-0,1322 - 1,3631i	0,8273 - 0,4493i
01111001	-0,3929 - 1,3102i	0,9911 - 0,5243i
01111010	-0,1124 - 1,1327i	-0,8273 - 0,4493i
01111011	-0,3160 - 1,0913i	-0,9911 - 0,5243i
01111100	-0,0928 - 0,3970i	0,6708 - 0,3859i
01111101	-0,0937 - 0,3973i	0,5197 - 0,3331i
01111110	-0,1054 - 0,5979i	-0,6708 - 0,3859i
01111111	-0,1230 - 0,5949i	-0,5197 - 0,3331i
10000000	1,2901 + 1,0495i	0,1646 + 1,6329i
10000001	1,4625 + 0,7740i	0,1379 + 1,3595i
10000010	0,7273 + 0,6160i	-0,1646 + 1,6329i
10000011	0,8177 + 0,4841i	-0,1379 + 1,3595i
10000100	0,2844 + 0,1296i	0,0736 + 0,0898i
10000101	0,2853 + 0,1309i	0,0742 + 0,5054i
10000110	0,5902 + 0,4857i	-0,0736 + 0,0898i
10000111	0,6355 + 0,4185i	-0,0742 + 0,5054i
10001000	1,0646 + 1,2876i	0,1646 - 1,6329i
10001001	0,7949 + 1,4772i	0,1379 - 1,3595i
10001010	0,5707 + 0,7662i	-0,1646 - 1,6329i
10001011	0,4490 + 0,8461i	-0,1379 - 1,3595i
10001100	0,1053 + 0,1494i	0,0736 - 0,0898i
10001101	0,1052 + 0,1495i	0,0742 - 0,5054i

Label	Complex constellation point for LDPC code identifier 20/30	Complex constellation point for LDPC code identifier 22/30
10001110	0,4294 + 0,6363i	-0,0736 - 0,0898i
10001111	0,3744 + 0,6744i	-0,0742 - 0,5054i
10010000	-1,2901 + 1,0495i	0,0992 + 0,9847i
10010001	-1,4625 + 0,7740i	0,1170 + 1,1517i
10010010	-0,7273 + 0,6160i	-0,0992 + 0,9847i
10010011	-0,8177 + 0,4841i	-0,1170 + 1,1517i
10010100	-0,2844 + 0,1296i	0,0894 + 0,8287i
10010101	-0,2853 + 0,1309i	0,0889 + 0,6739i
10010110	-0,5902 + 0,4857i	-0,0894 + 0,8287i
10010111	-0,6355 + 0,4185i	-0,0889 + 0,6739i
10011000	-1,0646 + 1,2876i	0,0992 - 0,9847i
10011001	-0,7949 + 1,4772i	0,1170 - 1,1517i
10011010	-0,5707 + 0,7662i	-0,0992 - 0,9847i
10011011	-0,4490 + 0,8461i	-0,1170 - 1,1517i
10011100	-0,1053 + 0,1494i	0,0894 - 0,8287i
10011101	-0,1052 + 0,1495i	0,0889 - 0,6739i
10011110	-0,4294 + 0,6363i	-0,0894 - 0,8287i
10011111	-0,3744 + 0,6744i	-0,0889 - 0,6739i
10100000	1,0382 + 0,8623i	1,0516 + 1,2481i
10100001	1,1794 + 0,6376i	0,8742 + 1,0355i
10100010	0,8504 + 0,7217i	-1,0516 + 1,2481i
10100011	0,9638 + 0,5407i	-0,8742 + 1,0355i
10100100	0,3734 + 0,2560i	0,0970 + 0,2450i
10100101	0,3799 + 0,2517i	0,1959 + 0,4045i
10100110	0,4968 + 0,3947i	-0,0970 + 0,2450i
10100111	0,5231 + 0,3644i	-0,1959 + 0,4045i
10101000	0,8555 + 1,0542i	1,0516 - 1,2481i
10101001	0,6363 + 1,2064i	0,8742 - 1,0355i
10101010	0,6961 + 0,8850i	-1,0516 - 1,2481i
10101011	0,5229 + 1,0037i	-0,8742 - 1,0355i
10101100	0,1938 + 0,3621i	0,0970 - 0,2450i
10101101	0,1909 + 0,3627i	0,1959 - 0,4045i
10101110	0,3224 + 0,5236i	-0,0970 - 0,2450i
10101111	0,3016 + 0,5347i	-0,1959 - 0,4045i
10110000	-1,0382 + 0,8623i	0,6150 + 0,7441i
10110001	-1,1794 + 0,6376i	0,7345 + 0,8743i
10110010	-0,8504 + 0,7217i	-0,6150 + 0,7441i
10110011	-0,9638 + 0,5407i	-0,7345 + 0,8743i
10110100	-0,3734 + 0,2560i	0,4932 + 0,6301i
10110101	-0,3799 + 0,2517i	0,3620 + 0,5258i
10110110	-0,4968 + 0,3947i	-0,4932 + 0,6301i
10110111	-0,5231 + 0,3644i	-0,3620 + 0,5258i
10111000	-0,8555 + 1,0542i	0,6150 - 0,7441i
10111001	-0,6363 + 1,2064i	0,7345 - 0,8743i
10111010	-0,6961 + 0,8850i	-0,6150 - 0,7441i
10111011	-0,5229 + 1,0037i	-0,7345 - 0,8743i
10111100	-0,1938 + 0,3621i	0,4932 - 0,6301i
10111101	-0,1909 + 0,3627i	0,3620 - 0,5258i
10111110	-0,3224 + 0,5236i	-0,4932 - 0,6301i
10111111	-0,3016 + 0,5347i	-0,3620 - 0,5258i
11000000	1,2901 - 1,0495i	0,4866 + 1,5660i
11000001	1,4625 - 0,7740i	0,4068 + 1,3027i
11000010	0,7273 - 0,6160i	-0,4866 + 1,5660i
11000011	0,8177 - 0,4841i	-0,4068 + 1,3027i
11000100	0,2844 - 0,1296i	0,0732 + 0,0899i
11000101	0,2853 - 0,1309i	0,0877 + 0,4997i
11000110	0,5902 - 0,4857i	-0,0732 + 0,0899i
11000111	0,6355 - 0,4185i	-0,0877 + 0,4997i
11001000	1,0646 - 1,2876i	0,4866 - 1,5660i
11001001	0,7949 - 1,4772i	0,4068 - 1,3027i
11001010	0,5707 - 0,7662i	-0,4866 - 1,5660i
11001011	0,4490 - 0,8461i	-0,4068 - 1,3027i
11001100	0,1053 - 0,1494i	0,0732 - 0,0899i

Label	Complex constellation point for LDPC code identifier 20/30	Complex constellation point for LDPC code identifier 22/30
11001101	0,1052 - 0,1495i	0,0877 - 0,4997i
11001110	0,4294 - 0,6363i	-0,0732 - 0,0899i
11001111	0,3744 - 0,6744i	-0,0877 - 0,4997i
11010000	-1,2901 - 1,0495i	0,2927 + 0,9409i
11010001	-1,4625 - 0,7740i	0,3446 + 1,1023i
11010010	-0,7273 - 0,6160i	-0,2927 + 0,9409i
11010011	-0,8177 - 0,4841i	-0,3446 + 1,1023i
11010100	-0,2844 - 0,1296i	0,2350 + 0,7945i
11010101	-0,2853 - 0,1309i	0,1670 + 0,6529i
11010110	-0,5902 - 0,4857i	-0,2350 + 0,7945i
11010111	-0,6355 - 0,4185i	-0,1670 + 0,6529i
11011000	-1,0646 - 1,2876i	0,2927 - 0,9409i
11011001	-0,7949 - 1,4772i	0,3446 - 1,1023i
11011010	-0,5707 - 0,7662i	-0,2927 - 0,9409i
11011011	-0,4490 - 0,8461i	-0,3446 - 1,1023i
11011100	-0,1053 - 0,1494i	0,2350 - 0,7945i
11011101	-0,1052 - 0,1495i	0,1670 - 0,6529i
11011110	-0,4294 - 0,6363i	-0,2350 - 0,7945i
11011111	-0,3744 - 0,6744i	-0,1670 - 0,6529i
11100000	1,0382 - 0,8623i	0,7867 + 1,4356i
11100001	1,1794 - 0,6376i	0,6561 + 1,1927i
11100010	0,8504 - 0,7217i	-0,7867 + 1,4356i
11100011	0,9638 - 0,5407i	-0,6561 + 1,1927i
11100100	0,3734 - 0,2560i	0,0947 + 0,2451i
11100101	0,3799 - 0,2517i	0,1865 + 0,4121i
11100110	0,4968 - 0,3947i	-0,0947 + 0,2451i
11100111	0,5231 - 0,3644i	-0,1865 + 0,4121i
11101000	0,8555 - 1,0542i	0,7867 - 1,4356i
11101001	0,6363 - 1,2064i	0,6561 - 1,1927i
11101010	0,6961 - 0,8850i	-0,7867 - 1,4356i
11101011	0,5229 - 1,0037i	-0,6561 - 1,1927i
11101100	0,1938 - 0,3621i	0,0947 - 0,2451i
11101101	0,1909 - 0,3627i	0,1865 - 0,4121i
11101110	0,3224 - 0,5236i	-0,0947 - 0,2451i
11101111	0,3016 - 0,5347i	-0,1865 - 0,4121i
11110000	-1,0382 - 0,8623i	0,4677 + 0,8579i
11110001	-1,1794 - 0,6376i	0,5537 + 1,0081i
11110010	-0,8504 - 0,7217i	-0,4677 + 0,8579i
11110011	-0,9638 - 0,5407i	-0,5537 + 1,0081i
11110100	-0,3734 - 0,2560i	0,3893 + 0,7143i
11110101	-0,3799 - 0,2517i	0,3110 + 0,5686i
11110110	-0,4968 - 0,3947i	-0,3893 + 0,7143i
11110111	-0,5231 - 0,3644i	-0,3110 + 0,5686i
11111000	-0,8555 - 1,0542i	0,4677 - 0,8579i
11111001	-0,6363 - 1,2064i	0,5537 - 1,0081i
11111010	-0,6961 - 0,8850i	-0,4677 - 0,8579i
11111011	-0,5229 - 1,0037i	-0,5537 - 1,0081i
11111100	-0,1938 - 0,3621i	0,3893 - 0,7143i
11111101	-0,1909 - 0,3627i	0,3110 - 0,5686i
11111110	-0,3224 - 0,5236i	-0,3893 - 0,7143i
11111111	-0,3016 - 0,5347i	-0,3110 - 0,5686i

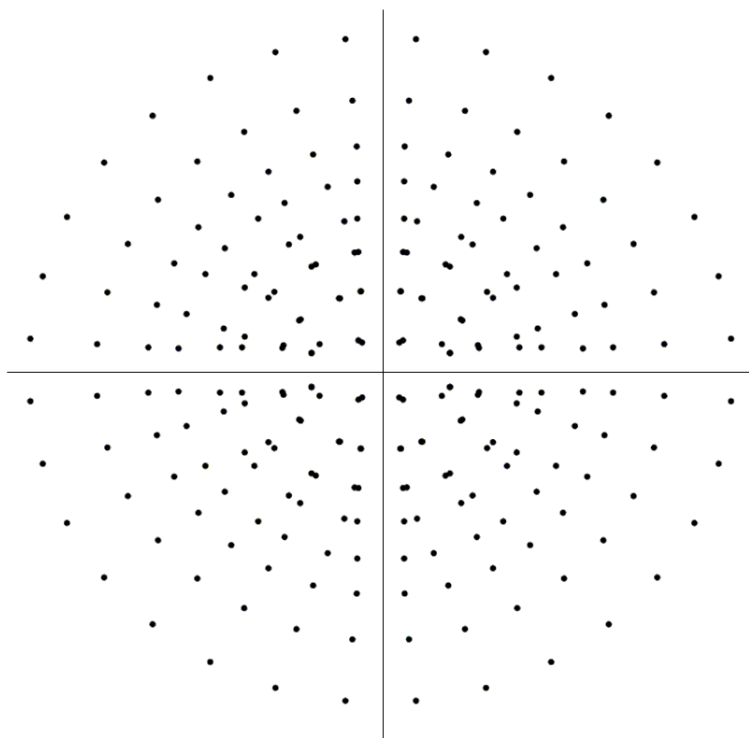


Figure 15: 256APSK Constellation (code rate 20/30)

5.5 Physical Layer (PL) framing

5.5.0 General aspects

See ETSI EN 302 307-1 [3], clause 5.5.

Table 16 (see Table 11 of ETSI EN 302 307-1 [3] for $\eta_{\text{MOD}} = 2, 3, 4, 5$):
S = number of SLOTS (M = 90 symbols) per XFECFRAME

η_{MOD} (bit/s/Hz)	$n_{\text{ldpc}} = 64\ 800$ (normal FECFRAME)		$n_{\text{ldpc}} = 16\ 200$ (short FECFRAME)		$n_{\text{ldpc}} = 32\ 400$ (medium FECFRAME)	
	S	η % no-pilot	S	η % no-pilot	S	η % no-pilot
0,5	-	-	360	99,72	-	-
1	-	-	-	-	360	99,72
2	360	99,72	90	98,90	-	-
3	240	99,59	60	98,36	-	-
4	180	99,45	45	97,83	-	-
5	144	99,31	36	97,30	-	-
6	120	99,17	-	-	-	-
7	103	99,04	-	-	-	-
8	90	98,90	-	--	-	-

5.5.1 Dummy PLFRAME insertion

See ETSI EN 302 307-1 [3], clause 5.5.1.

A Dummy PLFRAME shall be composed of a PLHEADER (see ETSI EN 302 307-1 [3], clause 5.5.2) and of 36 SLOTS of 90 modulated symbols with $(I_i, Q_i) \in \{(+1/\sqrt{2}, +1/\sqrt{2}), (+1/\sqrt{2}, -1/\sqrt{2}), (-1/\sqrt{2}, +1/\sqrt{2}), (-1/\sqrt{2}, -1/\sqrt{2})\}$.

NOTE: The difference with ETSI EN 302 307-1 [3], clause 5.5.1 is that here the symbols are allowed to be modulated by an arbitrary pseudo random sequence or any other sequence with similar spectral properties. The PLS codes of the DUMMY PLFRAME remain identical to the PLS codes used in ETSI EN 302 307-1 [3].

In the case of VL-SNR PLFRAMES, the VL-SNR Dummy PLFRAME shall be composed of:

- 1) PLS header with code decimal value of 131;
- 2) followed by VL SNR HEADER (see clause 5.5.2.5);
- 3) followed by 15 696 unmodulated symbols $(I,Q)=(+1/\sqrt{2}, +1/\sqrt{2})$.

5.5.2 PL signalling

5.5.2.0 General aspects

See ETSI EN 302 307-1 [3], clause 5.5.2.

In addition to conventional PLFRAME where a PLHEADER is appended to each XFECFRAME, S2X can transport VL-SNR XFECFRAMEs (as defined in Table 18a). In this case, after the conventional PLHEADER, an additional VL-SNR Header is transmitted.

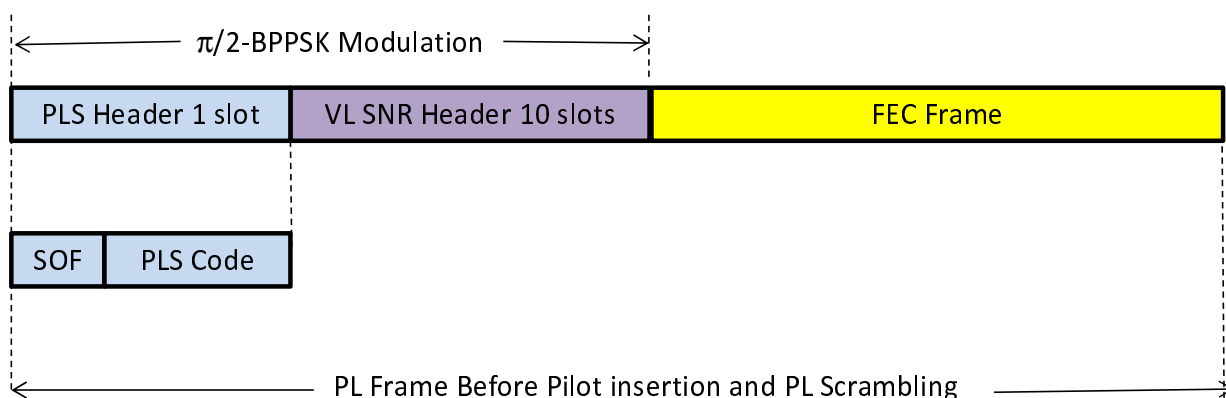


Figure 16: Insertion of VL-SNR Headers

VL-SNR-Header format is described in clause 5.5.2.5.

VL-SNR XFECFRAMEs shall be of two sets (see Table 18a):

- Set 1 shall be characterized by XFECFRAMEs of 33 282 modulated symbols including the header and pilot symbols.
- Set 2 shall be characterized by XFECFRAMEs of 16 686 modulated symbols including the header and pilot symbols.

In specific cases VL-SNR frames may be inserted in a S2 transmission without disturbing the regular reception of the S2-frames by legacy receivers capable of ACM/VCM operation (these simply ignore the VL-SNR frames). In order to make this feasible, the PLHEADERS of the VL-SNR frames shall indicate an un-used (by S2 services) MODCOD and TYPE configuration, corresponding to the suitable XFECFRAME length (i.e. 32 400 symbols for VL-SNR-frames of Set-1 or 16 200 symbols for Set-2).

For example, MODCOD QPSK 9/10 normal FECFRAME is suitable to transport VL-SNR frames of Set-1 while MODCOD 16APSK 9/10 normal FECFRAME is suitable to transport VL-SNR frames of Set-2.

In addition to the regular 36 symbol pilots of S2-frames, VL-SNR frames shall insert additional pilot symbols which are either 32, 34, or 36 symbols long as shown in Figures 17 and 18. In particular for VL-SNR frames of Set-1, additional 34 symbol pilots shall be inserted within the groups 1 through 18, and additional 36 symbol pilots shall be inserted within the groups 19 through 21, as shown in Figure 17. For VL-SNR frames of Set-2, additional 32 symbol pilots shall be inserted within the groups 1 through 9, and additional 36 symbol pilots shall be inserted within the group 10, as shown in Figure 18.

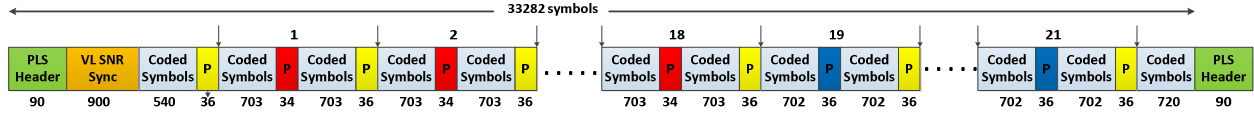


Figure 17: VL-SNR XFECFRAME Set 1 with total length of 33 282 symbols, the same as a QPSK normal length with pilot

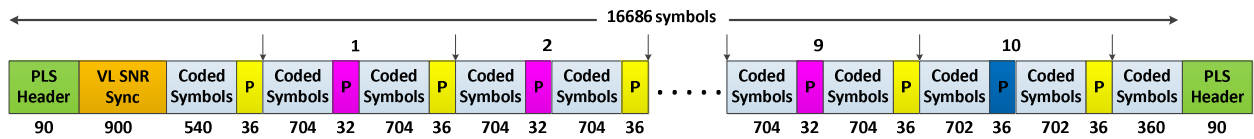


Figure 18: VL-SNR XFECFRAME Set 2 with total length 16 686 symbols, the same as 16APSK normal length with pilot

The PLHEADER (one SLOT of 90 symbols) shall be composed of the following fields:

- **SOF** (26 symbols), identifying the Start of Frame.
- **PLS** code (64 symbol): PLS (Physical Layer Signalling) code, carrying 1+7 signalling bits denoted as (b_0, b_1, \dots, b_7) , where b_0 is the Most Significant Bit (MSB) and b_7 is the Least Significant Bit (LSB). The most significant bit indicates whether the PL header refers to regular DVB-S2 MODCODs ($b_0 = 0$) or whether the PL header refers to MODCODs defined in the present document, ($b_0 = 1$) under clause 5.5.2.2:
 - The PLS code shall be encoded according to clause 5.5.2.4.
 - In case the MSB $b_0 = 0$, the result of header encoding according to clause 5.5.2.4 shall be identical to the original DVB-S2 encoding applied to the 7 bits (b_1, \dots, b_7) , and the interpretation of the 7 bits, (b_1, b_2, \dots, b_7) , shall also be identical to the interpretation given in ETSI EN 302 307-1 [3], clause 5.5.2: (b_1, \dots, b_5) shall represent the MODCOD field according to ETSI EN 302 307-1 [3], clause 5.5.2.2 and ETSI EN 302 307-1 [3], Table 12, and the bits (b_6, b_7) shall represent the TYPE field according to ETSI EN 302 307-1 [3], clause 5.5.2.3, i.e. (b_6) shall indicate the frame length normal/short and (b_7) the presence/absence of pilots.
 - In case the MSB $b_0 = 1$, (b_1, b_2, \dots, b_6) shall represent the additional S2X MODCODs and the corresponding FEC length (normal, short or medium) according to clause 5.5.2.2, while (b_7) shall indicate the presence/absence of pilots.

The entire PLHEADER (including SOF), represented by the binary sequence $(y_1, y_2, \dots, y_{90})$ shall be modulated into 90 $\pi/2$ BPSK symbols according to the rule:

$$I_{2i-1} = Q_{2i-1} = (1/\sqrt{2}) (1-2y_{2i-1}), I_{2i} = -Q_{2i} = - (1/\sqrt{2}) (1-2y_{2i}) \text{ for } i = 1, 2, \dots, 13$$

If $b_0 = 0$:

$$I_{2i-1} = Q_{2i-1} = (1/\sqrt{2}) (1-2y_{2i-1}), I_{2i} = -Q_{2i} = - (1/\sqrt{2}) (1-2y_{2i}) \text{ for } i = 14, 15, \dots, 45$$

If $b_0 = 1$:

$$I_{2i-1} = -Q_{2i-1} = - (1/\sqrt{2}) (1-2y_{2i-1}), I_{2i} = Q_{2i} = (1/\sqrt{2}) (1-2y_{2i}) \text{ for } i = 14, 15, \dots, 45$$

NOTE: $b_0 = 0$ the $\pi/2$ BPSK modulation regularly continues after the SOF field as for S2, while if $b_0 = 1$ a phase jump of $\pi/2$ is introduced after the SOF field.

In case of Time slicing mode, PL signalling shall be according to ETSI EN 302 307-1 [3], Annex M.

5.5.2.1 SOF field

See ETSI EN 302 307-1 [3], clause 5.5.2.1.

5.5.2.2 MODCOD field

If $b_0 = 0$, then (b_1, b_2, \dots, b_5) shall be encoded according to ETSI EN 302 307-1 [3], clause 5.5.2.2 and ETSI EN 302 307-1 [3], Table 12.

If $b_0 = 1$, then (b_1, b_2, \dots, b_6) shall be encoded according to Table 17a. PLS code decimal value is derived from $(b_0, b_1, b_2, \dots, b_7)$ with $b_0 = 1$ and $b_7 = 0$.

Table 17a: S2X MODCOD Coding

PLS code decimal value	Canonical MODCOD name	Implementation MODCOD name	Code Type
129		VL SNR set1 See Table 18a	
131		VL SNR set2 See Table 18a	
132	QPSK 13/45	QPSK 13/45	Normal
134	QPSK 9/20	QPSK 9/20	Normal
136	QPSK 11/20	QPSK 11/20	Normal
138	8APSK 5/9-L	2+4+2APSK 100/180	Normal
140	8APSK 26/45-L	2+4+2APSK 104/180	Normal
142	8PSK 23/36	8PSK 23/36	Normal
144	8PSK 25/36	8PSK 25/36	Normal
146	8PSK 13/18	8PSK 13/18	Normal
148	16APSK 1/2-L	8+8APSK 90/180	Normal
150	16APSK 8/15-L	8+8APSK 96/180	Normal
152	16APSK 5/9-L	8+8APSK 100/180	Normal
154	16APSK 26/45	4+12APSK 26/45	Normal
156	16APSK 3/5	4+12APSK 3/5	Normal
158	16APSK 3/5-L	8+8APSK 18/30	Normal
160	16APSK 28/45	4+12APSK 28/45	Normal
162	16APSK 23/36	4+12APSK 23/36	Normal
164	16APSK 2/3-L	8+8APSK 20/30	Normal
166	16APSK 25/36	4+12APSK 25/36	Normal
168	16APSK 13/18	4+12APSK 13/18	Normal
170	16APSK 7/9	4+12APSK 140/180	Normal
172	16APSK 7/90	4+12APSK 154/180	Normal
174	32APSK 2/3-L	4+12+16rbAPSK 2/3	Normal
178	32APSK 32/45	4+8+4+16APSK 128/180	Normal
180	32APSK 11/15	4+8+4+16APSK 132/180	Normal
182	32APSK 7/9	4+8+4+16APSK 140/180	Normal
184	64APSK 32/45-L	16+16+16+16APSK 128/180	Normal
186	64APSK 11/15	4+12+20+28APSK 132/180	Normal
190	64APSK 7/9	8+16+20+20APSK 7/9	Normal
194	64APSK 4/5	8+16+20+20APSK 4/5	Normal
198	64APSK 5/6	8+16+20+20APSK 5/6	Normal
200	128APSK 3/4	128APSK 135/180	Normal
202	128APSK 7/9	128APSK 140/180	Normal
204	256APSK 29/45-L	256APSK 116/180	Normal
206	256APSK 2/3-L	256APSK 20/30	Normal
208	256APSK 31/45-L	256APSK 124/180	Normal
210	256APSK 32/45	256APSK 128/180	Normal
212	256APSK 11/15-L	256APSK 22/30	Normal
214	256APSK 3/4	256APSK 135/180	Normal

PLS code decimal value	Canonical MODCOD name	Implementation MODCOD name	Code Type
216	QPSK 11/45	QPSK 11/45	Short
218	QPSK 4/15	QPSK 4/15	Short
220	QPSK 14/45	QPSK 14/45	Short
222	QPSK 7/15	QPSK 7/15	Short
224	QPSK 8/15	QPSK 8/15	Short
226	QPSK 32/45	QPSK 32/45	Short
228	8PSK 7/15	8PSK 7/15	Short
230	8PSK 8/15	8PSK 8/15	Short
232	8PSK 26/45	8PSK 26/45	Short
234	8PSK 32/45	8PSK 32/45	Short
236	16APSK 7/15	4+12APSK 7/15	Short
238	16APSK 8/15	4+12APSK 8/15	Short
240	16APSK 26/45	4+12APSK 26/45	Short
242	16APSK 3/5	4+12APSK 3/5	Short
244	16APSK 32/45	4+12APSK 32/45	Short
246	32APSK 2/3	4+12+16rbAPSK 2/3	Short
248	32APSK 32/45	4+12+16rbAPSK 32/45	Short

Note that the PLS values in the table above correspond to the 'pilots off' case ($b_7 = 0$), except for VL SNR sets with pilots always on. Each MODCOD also has a 'pilots on' equivalent PLS code ($b_7 = 1$). There are 16 additional PLS sequences reserved for future use, but with a fixed frame-length associated to them, according to Table 17b.

Table 17b: S2X MODCOD Coding (Reserved values)

PLS code decimal value	Mod and type	Length (symbols)
128	8-ary-normal-pilots off	21 690
130	16-ary - normal - pilots off	16 290
176	32-ary - normal - pilots off	13 050
177	32-ary - normal - pilots on	13 338
188	64-ary - normal - pilots off	10 890
189	64-ary - normal - pilots on	11 142
192	64-ary - normal - pilots off	10 890
193	64-ary - normal - pilots on	11 142
196	64-ary - normal - pilots off	10 890
197	64-ary - normal - pilots on	11 142
250	8-ary - normal - pilots on	22 194
251	16-ary - normal - pilots on	16 686
252	32-ary - normal - pilots on	13 338
253	64-ary - normal - pilots on	11 142
254	256-ary - normal - pilots on	8 370
255	1 024-ary - normal - pilots on	6 714

NOTE: n-ary is a generic denomination for any n-point constellation, to be defined in the future.

Note that these PLS codes are reserved but the S2X receiver should recognize these PLS codes and use the associated frame-length in order to maintain lock (when confronted with one of these PLS codes). Note also that the pilot bit (b_7) does not indicate the presence of pilots for the last 6 PLS codes.

Table 18a: Definition of VL-SNR MODCODs

VL SNR set 1 (30 780 modulated symbols)		
Canonical MODCOD name	Implementation MODCOD name	Code type
QPSK 2/9	QPSK 2/9	normal
BPSK 1/5	$\pi/2$ BPSK 1/5	medium
BPSK 11/45	$\pi/2$ BPSK 11/45	medium
BPSK 1/3	$\pi/2$ BPSK 1/3	medium
BPSK-S 1/5	$\pi/2$ BPSK 1/5 Spreading Factor 2	short
BPSK-S 11/45	$\pi/2$ BPSK 11/45 Spreading Factor 2	short
VL SNR set 2 (14 976 modulated symbols)		
Canonical MODCOD name	Implementation MODCOD name	Code type
BPSK 1/5	$\pi/2$ BPSK 1/5	short
BPSK 4/15	$\pi/2$ BPSK 4/15	short
BPSK 1/3	$\pi/2$ BPSK 1/3	short

5.5.2.3 TYPE field

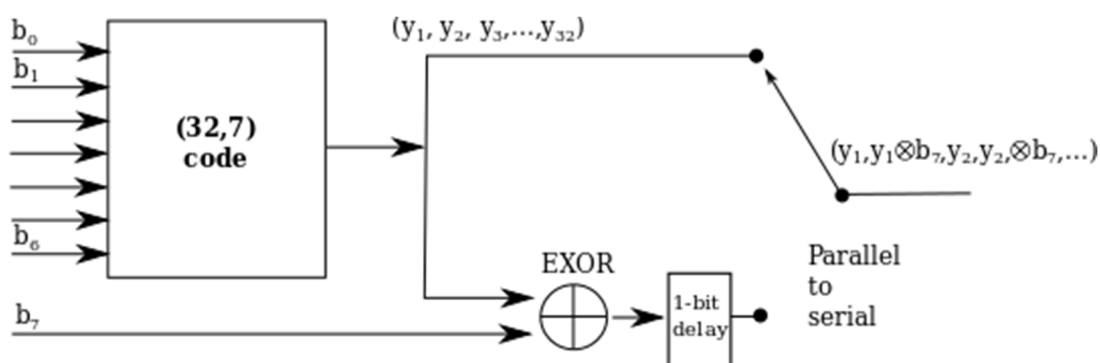
If $b_0 = 0$, then (b_6, b_7) shall be coded according to ETSI EN 302 307-1 [3], clause 5.5.2.3.

If $b_0 = 1$, then (b_7) shall be coded according to ETSI EN 302 307-1 [3], clause 5.5.2.3.

5.5.2.4 PLS code, no time slicing

See ETSI EN 302 307-1 [3], clause 5.5.2.4.

The 8-bit header field shall be coded with a (64,8) code. Such code is constructed starting from a (32,7) code according to the construction in Figure 19.



NOTE: The symbol \otimes stands for binary EXOR.

Figure 19

NOTE 1: The particular construction guarantees that each odd bit in the (64,8) code is either always equal to the previous one or is always the opposite. Which of the two hypotheses is true depends on the bit b_7 . This fact can be exploited in case differentially coherent detection is adopted in the receiver.

The 7 most significant bits (b_0, \dots, b_6) of the header field shall be encoded by a linear block code of length 32 with the following generator matrix.

$$G = \begin{bmatrix} 10010000101011000010110111011101 \\ 01010101010101010101010101010101 \\ 00110011001100110011001100110011 \\ 00001111000011110000111100001111 \\ 00000000111111110000000011111111 \\ 00000000000000001111111111111111 \\ 11111111111111111111111111111111 \end{bmatrix}$$

Figure 20

NOTE 2: Except from the inclusion of first row, the generator matrix corresponds to that of the S2 specification in ETSI EN 302 307-1 [3], clause 5.5.2.4, and ETSI EN 302 307-1 [3], Figure 13b, and this guarantees the correspondence of the PLS code for $b_0 = 0$.

The most significant bit of the 8 bit header field is multiplied with the first row of the matrix, the following bit with the second row and so on. The 32 coded bits is denoted as $(y_1, y_2, \dots, y_{32})$. When $b_7 = 0$, the final PLS code will generate $(y_1, y_1, y_2, y_2, \dots, y_{32}, y_{32})$ as the output, i.e. each symbol shall be repeated. When $b_7 = 1$, the final PLS code will generate $(y_1, \bar{y}_1, y_2, \bar{y}_2, \dots, y_{32}, \bar{y}_{32})$ as output, i.e. the repeated symbol is further binary complemented (see also Figure 6).

The 64 bits output of the PLS code shall be further scrambled by the binary sequence:

0111000110011101100000111100100101010011010000100010110111111010.

In case of Time slicing the PLS code shall be according to Annex M.

The resulting 154 coded bits shall be scrambled with the following sequence:

1 0 1 1 1 1 0 0 0 0 0 1 0 0 0 1 1 0 0 0 0 0 0 0 1 0 1 0 0 1 0 1 0 1 0 1 0 0 0 1 0 1 1 1 0 1 1 1 0 1 0 1 1 1 0 0 1 0 0 1 1 1
0 1 1 0 0 0 0 1 0 1 1 0 0 0 1 1 1 1 1 1 0 1 1 0 1 0 1 1 0 0 1 1 0 1 1 0 1 1 1 0 0 0 0 1 1 1 0 0 0 1 1 0 1 0 1 0 0 1 1 1 1 1
0 0 0 1 0 0 0 0 1 1 0 0 1 0 1 0 0 0 0 0 0 1 1 1 1 0 1 1 1 1

5.5.2.5 VL-SNR Header

VL-SNR Headers shall be composed of $L_{VL-SNR} = 900$ modulated symbols, the modulation format being $\pi/2$ BPSK.

Ten (10) such headers are currently defined. Six (6) other headers are currently unused. These headers shall be constructed with a 896-bit sequence which arranged in the 16 56-bit rows below, from left to right, and top row to bottom row, as shown below:

1111 1011 1111 0010 0011 1110 1000 0011 0111 1111 1001 1011 1100 0100
1001 1000 0111 0000 1000 1110 0000 1011 0011 1001 0011 0100 0101 1110
1111 0110 1010 0010 1100 1001 1111 1110 0001 1011 0001 0111 0011 0111
1000 0100 0001 1000 1101 1001 0101 1010 0110 1111 1001 1001 0111 1010
0111 1011 0111 1101 0111 1011 0011 1110 1001 1111 1100 1001 1110 1010
0101 1110 0111 1000 1011 1010 0000 0011 1010 0110 1101 0101 0001 1010
0010 0111 1001 1100 1100 0010 0110 0101 0100 0011 1110 1100 1101 0000
0011 0100 0010 1011 0000 0100 1001 1000 1011 1111 0011 1101 0111 1101
1010 1101 1101 0000 0011 0110 1110 1001 1101 0101 0011 0001 0010 1111
0001 0000 0110 0001 1100 0110 1101 1111 1000 0010 0110 0010 0011 0111
0111 0010 1101 0011 1110 0000 1001 0000 0111 0011 1000 0100 1100 0111
0011 1011 1101 0101 1010 1100 1110 1110 0010 0101 1110 0010 1100 1001
0101 1001 0000 1000 0111 1101 1000 0010 0110 0001 0101 1010 1101 1010
1110 1001 1010 1111 0000 0001 0111 0010 1100 1111 1001 1101 1010 0111
0011 1111 0100 1000 0011 0101 1010 0100 0000 0110 0011 1111 0000 0111
0010 0011 1100 1001 1010 1110 1110 1100 1111 0010 1110 1101 0100 0001

Sixteen (16) possible 896-bit patterns are constructed by multiplying each row with either + or - polarity according to the 16 possible Walsh-Hadamard sequences below, where a "+" keeps the row unchanged, and a "-" changes every bit in the row from a "0" to "1" and vice versa (Table 18b).

Table 18b: VL-SNR Header Walsh-Hadamard Sequence

Annex-I Index	VL SNR set 1 (30 780 modulated symbols), Acm=0xA0		
	Walsh-Hadamard Sequence	Implementation MODCOD name	Code type
0	+++++	QPSK 2/9	normal
1	+_-+_-+_-+_-+_-+_-+_-+_-	$\pi/2$ BPSK 1/5	medium
2	++_++_++_++_++_++_	$\pi/2$ BPSK 11/45	medium
3	+__++__++__++__++_	$\pi/2$ BPSK 1/3	medium
4	++++____++++____	$\pi/2$ BPSK 1/5 Spreading Factor 2	short
5	+__+__+__+__+__+__+__+__+__	$\pi/2$ BPSK 11/45 Spreading Factor 2	short
6	++_++_++_++_++_++_	unassigned	
7	+__++__+__++__+__++__+__++__	unassigned	
8	++++_____++++	unassigned	
VL SNR set 2 (14 976 modulated symbols) Acm=0xE0			
	Walsh-Hadamard Sequence	Implementation MODCOD name	Code type
9	++____++++____++	$\pi/2$ BPSK 1/5	short
10	+_-+_-+_-+_-+_-+_-+_-+_-	$\pi/2$ BPSK 4/15	short
11	_____+++++	$\pi/2$ BPSK 1/3	short
12	+_-+_-+_-+_-+_-+_-+_-+_-	dummy	N/A
13	+_-+_-+_-+_-+_-+_-+_-+_-	unassigned	
14	++____++_++_++_++_++_	unassigned	
	+__+__+__+__+__+__+__+__+__	unassigned	

Each of the 896-bit pattern is padded at the beginning and the end with 00 to complete a 900 symbol-pattern.

5.5.2.6 Shortening and Puncturing of VL-SNR MODCODs

VL-SNR FECFRAMEs are defined in Tables 19a to 19d. A FECFRAME with $n_{ldpc} = 32\,400$ bits has been included covering only BPSK modulation and coding rates 1/5, 11/45, 1/3.

In order for VL-SNR frames to be compatible with legacy DVB-S2 VCM receivers, the PLFRAME length including the mobile header and increased pilot symbols shall be the same as in DVB-S2 PLFRAME. This requires reducing the information carrying symbols of VL-SNR frames through shortening and puncturing.

If an LDPC block is shortened, the first X_s information bits shall be set to zero before encoding, and they will not be transmitted. If an LDPC block is punctured, every P^{th} parity bit starting with the first parity bit, p_0 , (i.e. p_0, p_P, p_{2P}, \dots) will not be transmitted until the desired number of punctured bits, X_p , is achieved.

Table 19a: Shortening/Puncturing of VL-SNR FECFRAME

Implementation MODCOD name	X_s	P	X_p
QPSK 2/9 normal	0	15	3 240
$\pi/2$ BPSK 1/5 medium	640	25	980
$\pi/2$ BPSK 11/45 medium	0	15	1 620
$\pi/2$ BPSK 1/3 medium	0	13	1 620
$\pi/2$ BPSK 1/5 short SF2	560	30	250
$\pi/2$ BPSK 11/45 short SF2	0	15	810
$\pi/2$ BPSK 1/5 short	0	10	1 224
$\pi/2$ BPSK 4/15 short	0	8	1 224
$\pi/2$ BPSK 1/3 short	0	8	1 224

Table 19b: Coding Parameters for VL-SNR PLFRAMES (for normal FECFRAME $n_{ldpc} = 64\ 800$)

LDPC Code Identifier	BCH uncoded block K_{bch}	BCH coded block N_{bch} LDPC uncoded block k_{ldpc}	BCH t-error correction	LDPC coded block n_{ldpc}
2/9	14 208	14 400	12	61 560

Table 19c: Coding Parameters for VL-SNR PLFRAMES (for medium FECFRAME $n_{ldpc} = 32\ 400$)

LDPC Code Identifier	BCH uncoded block K_{bch}	BCH coded block N_{bch} LDPC uncoded block k_{ldpc}	BCH t-error correction	LDPC coded block n_{ldpc}
1/5	5 660	5 840	12	30 780
11/45	7 740	7 920	12	30 780
1/3	10 620	10 800	12	30 780

Table 19d: Coding Parameters for VL-SNR PLFRAMES (for short FECFRAME $n_{ldpc} = 16\ 200$)

LDPC Code Identifier	BCH uncoded block K_{bch}	BCH coded block N_{bch} LDPC uncoded block k_{ldpc}	BCH t-error correction	LDPC coded block n_{ldpc}
11/45	3 792	3 960	12	15 390
4/15	4 152	4 320	12	14 976
1/3	5 232	5 400	12	14 976
1/5	3 072	3 240	12	14 976
1/5 SF2	2 512	2 680	12	15 390

5.5.3 Pilot Insertion

See ETSI EN 302 307-1 [3], clause 5.5.3.

5.5.4 Physical layer scrambling

5.5.4.0 General aspects

See ETSI EN 302 307-1 [3], clause 5.5.4.

While ETSI EN 302 307-1 [3], clause 5.5.4 declares: "*In case of broadcasting services, $n = 0$ shall be used as default sequence, to avoid manual receiver setting or synchronization delays*", in order to mitigate interference in a satellite system, 6 additional different scrambling code sequences may be used in S2X also for the broadcast application when pilots are inserted in the PLFRAME ($b_7 = 1$, see clause 5.5.2.3).

For all relevant S2X applications using different PL-scrambling sequences, to facilitate initial acquisition in the absence of side information, a shortlist of 7 preferred scrambling code sequences with good mutual interference properties is defined in Table 19e. All frames in a carrier shall be scrambled using the same scrambling sequence.

NOTE 1: In case of sequential initial acquisition in the receiver, the first scrambling code sequence ($n = 0$) is tested first.

NOTE 2: Any other scrambling sequence can be used; the demodulator should be informed about the scrambling sequences to be used (e.g. through network signalling information, or by having them stored in the demodulator).

Table 19e: Set of preferred scrambling sequences

Scrambling sequence	Gold sequence index n
0	0
1	10 949
2	2 x 10 949
3	3 x 10 949
4	4 x 10 949
5	5 x 10 949
6	6 x 10 949

5.5.4.1 PL scrambling for VL-SNR frames

5.5.4.1.0 General aspects

VL-SNR frames shall not scramble PLHEADERS and shall not scramble VL-SNR-HEADER.

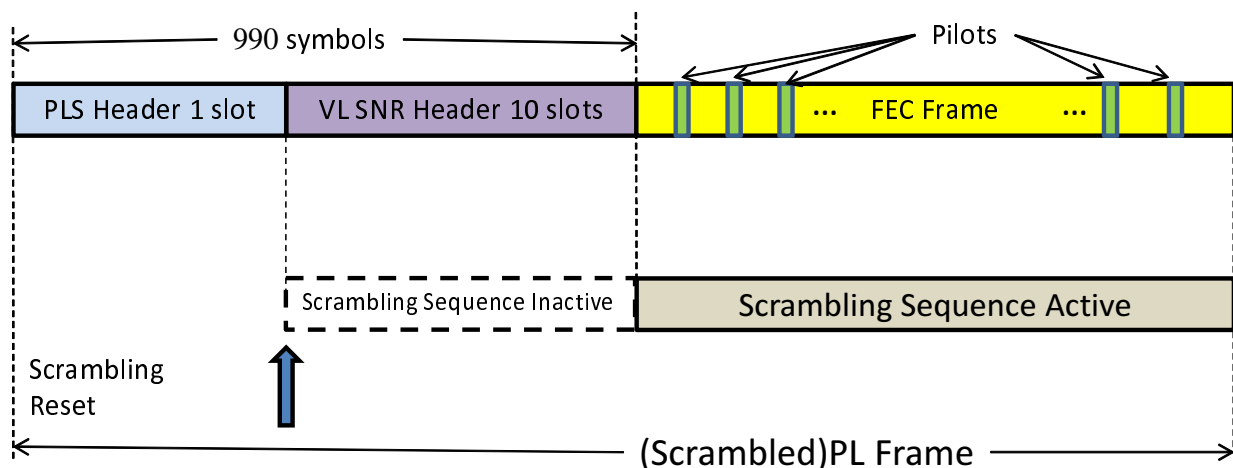


Figure 21: PL SCRAMBLING

For VLNSR frames, the randomization sequence shall be reinitialized at the end of the PLS Header and shall remain inactive during VL SNR Header.

5.5.4.1.1 $\pi/2$ -BPSK modulated frames

For $\pi/2$ -BPSK modulated XFECFRAMEs (see Table 18a, VL-SNR), the 2-valued multiplication factor ($C_I + jC_Q$) shall be used for Physical layer scrambling (instead of the 4-valued multiplication factor ($C_I + jC_Q$) defined in ETSI EN 302 307-1 [3], clause 5.5.4):

$$C_I(i) + jC_Q(i) = \exp(j R_n(i) \pi)$$

Pilot symbols and VL-SNR dummy symbols shall be scrambled using the factor ($C_I + jC_Q$) defined in ETSI EN 302 307-1 [3], clause 5.5.4.

5.6 Baseband shaping and quadrature modulation

See ETSI EN 302 307-1 [3], clause 5.6.

In addition to the S2 roll-off factors ($\alpha = 0,35, 0,25$ and $0,20$), the additional roll-offs $\alpha = 0,15; 0,10$ and $0,05$ shall be implemented.

6 Error performance

Tables 20a to 20c summarize the S2X modes performance requirements at QEF over AWGN and Hard Limiter (see Figure H.2 in clause H.7) channels. Ideal performance figures have been achieved by computer simulation, 50 LDPC fixed point decoding iterations, perfect carrier and synchronization recovery, no phase noise. For calculating link budgets, specific satellite channel impairments should be taken into account.

FER is the ratio between the useful FECFRAMES correctly received and those affected by errors, after forward error correction.

**Table 20a: Performance at Quasi Error Free FER=10⁻⁵
Normal FECFRAMES, 50 iterations**

Canonical MODCOD name	Spectral efficiency [bit/symbol] (note 4)	Ideal E_s/N_0 [dB] for (AWGN Linear Channel) (note 1)	Ideal $C_{sat}/(N_0 \cdot R_s)$ [dB] (Non-Linear Hard Limiter Channel) (informative) (note 2)
QPSK 2/9	0,434841	-2,85 (note 3)	-2,45
QPSK 13/45	0,567805	-2,03	-1,60
QPSK 9/20	0,889135	0,22	0,69
QPSK 11/20	1,088581	1,45	1,97
8APSK 5/9-L	1,647211	4,73	5,95
8APSK 26/45-L	1,713601	5,13	6,35
8PSK 23/36	1,896173	6,12	6,96
8PSK 25/36	2,062148	7,02	7,93
8PSK 13/18	2,145136	7,49	8,42
16APSK 1/2-L	1,972253	5,97	8,4
16APSK 8/15-L	2,104850	6,55	9,0
16APSK 5/9-L	2,193247	6,84	9,35
16APSK 26/45	2,281645	7,51	9,17
16APSK 3/5	2,370043	7,80	9,38
16APSK 3/5-L	2,370043	7,41	9,94
16APSK 28/45	2,458441	8,10	9,76
16APSK 23/36	2,524739	8,38	10,04
16APSK 2/3-L	2,635236	8,43	11,06
16APSK 25/36	2,745734	9,27	11,04
16APSK 13/18	2,856231	9,71	11,52
16APSK 7/9	3,077225	10,65	12,50
16APSK 77/90	3,386618	11,99	14,00
32APSK 2/3-L	3,291954	11,10	13,81
32APSK 32/45	3,510192	11,75	14,50
32APSK 11/15	3,620536	12,17	14,91
32APSK 7/9	3,841226	13,05	15,84
64APSK 32/45-L	4,206428	13,98	17,7
64APSK 11/15	4,338659	14,81	17,97
64APSK 7/9	4,603122	15,47	19,10
64APSK 4/5	4,735354	15,87	19,54
64APSK 5/6	4,936639	16,55	20,44
128APSK 3/4	5,163248	17,73	21,43
128APSK 7/9	5,355556	18,53	22,21
256APSK 29/45-L	5,065690	16,98	21,6
256APSK 2/3-L	5,241514	17,24	21,89
256APSK 31/45-L	5,417338	18,10	22,9
256APSK 32/45	5,593162	18,59	22,91

Canonical MODCOD name	Spectral efficiency [bit/symbol] (note 4)	Ideal E_s/N_0 [dB] for (AWGN Linear Channel) (note 1)	Ideal $C_{sat}/(N_0 \cdot R_s)$ [dB] (Non-Linear Hard Limiter Channel) (informative) (note 2)
256APSK 11/15-L	5,768987	18,84	23,80
256APSK 3/4	5,900855	19,57	24,02

NOTE 1: E_s is the average energy per transmitted symbol; N_0 is the noise power spectral density.

NOTE 2: C_{sat} is the Hard Limiter pure carrier saturated power; $N_0 \cdot R_s$ is the Noise Power integrated over a bandwidth equal to the symbol rate. Performance results are for an optimized input back-off (IBO) and for a Roll-off=10 %. $C_{sat}/(N_0 \cdot R_s)$ is equal to $E_{s,sat}/N_0$ and the difference between the E_s/N_0 of the AWGN linear channel and $E_{s,sat}/N_0$ is due to the compromise between operating back-off and nonlinear distortion (which is dependent on the rolloff).

NOTE 3: The FECFRAME length is 61 560.

NOTE 4: Spectral efficiencies are calculated in a bandwidth equal to the symbol rate R_s in case of no pilots. The corresponding spectral efficiency for a bandwidth equal to R_s (1+roll-off) can be computed dividing the numbers in column "spectral efficiency" by (1+roll-off).

**Table 20b: E_s/N_0 Performance at Quasi Error Free FER=10⁻⁵ (AWGN Channel)
medium XFECFRAMEs, 75 iterations**

Canonical MODCOD name	Ideal E_s/N_0 (dB) for FECFRAME length = 30 780
BPSK 1/5	-6,85
BPSK 11/45	-5,50
BPSK 1/3	-4,00

**Table 20c: E_s/N_0 Performance at Quasi Error Free FER=10⁻⁵ (AWGN Channel)
Short XFECFRAMEs, 75 iterations $\pi/2$ BPSK modes, 50 iterations other modes**

Canonical MODCOD name	Ideal E_s/N_0 (dB) for FECFRAME length = 16 200
BPSK-S 1/5	-9,9 (note 1)
BPSK-S 11/45	-8,3 (note 1)
BPSK 1/5	-6,1 (note 2)
BPSK 4/15	-4,9 (note 2)
BPSK 1/3	-3,72
QPSK 11/45	-2,50
QPSK 4/15	-2,24
QPSK 14/45	-1,46
QPSK 7/15	0,60
QPSK 8/15	1,45
QPSK 32/45	3,66
8PSK 7/15	3,83
8PSK 8/15	4,71
8PSK 26/45	5,52
8PSK 32/45	7,54
16APSK 7/15	5,99
16APSK 8/15	6,93
16APSK 26/45	7,66
16APSK 3/5	8,10
16APSK 32/45	9,81
32APSK 2/3	11,41
32APSK 32/45	12,18

NOTE 1: The FECFRAME length is 15 390.

NOTE 2: The FECFRAME length is 14 976.

Annex A (normative): Signal spectrum at the modulator output

See ETSI EN 302 307-1 [3], Annex A.

Figure A.1 gives a template for the signal spectrum at the modulator output.

Figure A.1 also represents a possible mask for a hardware implementation of the Nyquist modulator filter. The points A to S shown on Figures A.1 and A.2 are defined in Table A.1. The mask for the filter frequency response is based on the assumption of ideal Dirac delta input signals, spaced by the symbol period $T_S = 1/R_S = 1/2f_N$ while in the case of rectangular input signals a suitable $x/\sin x$ correction shall be applied on the filter response.

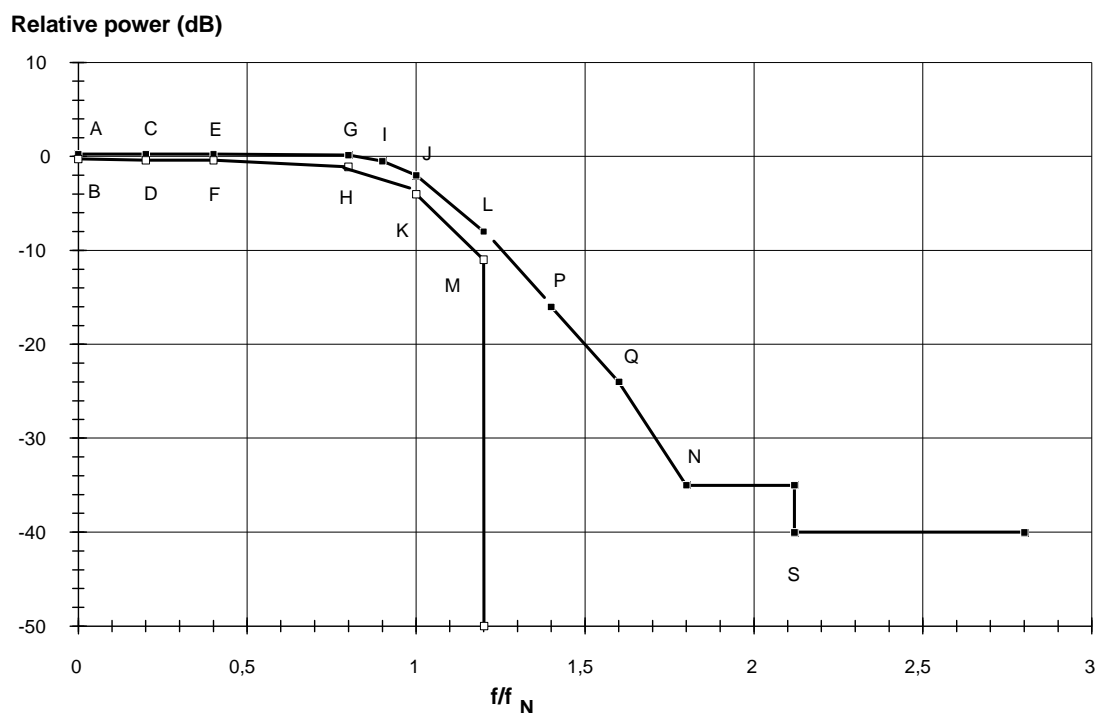


Figure A.1: Template for the signal spectrum mask at the modulator output represented in the baseband frequency domain, the frequency axis is calibrated for roll-off factor $\alpha = 0,35$

Figure A.2 gives a mask for the group delay for the hardware implementation of the Nyquist modulator filter.

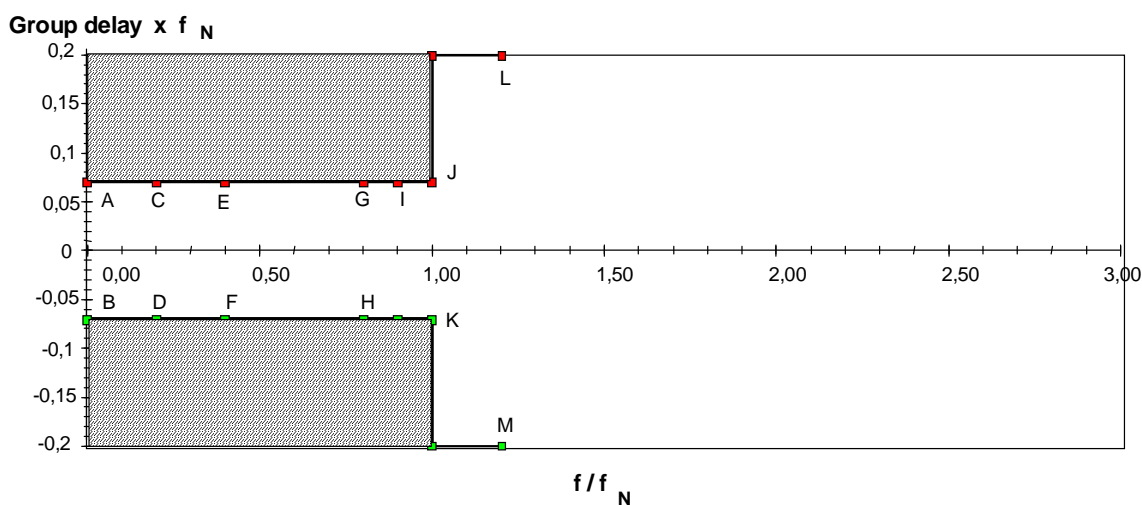


Figure A.2: Template of the modulator filter group delay

Table A.1: Definition of points given in Figures A.1 and A.2 (see note)

Point	Frequency for $\alpha = 0,15$	Frequency for $\alpha = 0,10$	Frequency for $\alpha = 0,05$	Relative power (dB)	Group delay
A	$0,0 f_N$	$0,0 f_N$	$0,0 f_N$	+0,25	$+0,07/f_N$
B	$0,0 f_N$	$0,0 f_N$	$0,0 f_N$	-0,25	$-0,07/f_N$
C	$0,2 f_N$	$0,2 f_N$	$0,2 f_N$	+0,25	$+0,07/f_N$
D	$0,2 f_N$	$0,2 f_N$	$0,2 f_N$	-0,40	$-0,07/f_N$
E	$0,4 f_N$	$0,4 f_N$	$0,4 f_N$	+0,25	$+0,07/f_N$
F	$0,4 f_N$	$0,4 f_N$	$0,4 f_N$	-0,40	$-0,07/f_N$
G	$0,9175 f_N$	$0,945 f_N$	$0,9725 f_N$	+0,15	$+0,07/f_N$
H	$0,9175 f_N$	$0,945 f_N$	$0,9725 f_N$	-1,10	$-0,07/f_N$
I	$0,955 f_N$	$0,97 f_N$	$0,985 f_N$	-0,50	$+0,07/f_N$
J	$1,0 f_N$	$1,0 f_N$	$1,0 f_N$	-2,00	$+0,07/f_N$
K	$1,0 f_N$	$1,0 f_N$	$1,0 f_N$	-4,00	$-0,07/f_N$
L	$1,0825 f_N$	$1,055 f_N$	$1,0275 f_N$	-8,00	-
M	$1,0825 f_N$	$1,055 f_N$	$1,0275 f_N$	-11,00	-
N	$1,375 f_N$	$1,25 f_N$	$1,125 f_N$	-35,00	-
P	$1,1725 f_N$	$1,115 f_N$	$1,0575 f_N$	-16,00	-
Q	$1,3 f_N$	$1,2 f_N$	$1,1 f_N$	-24,00	-
S	$1,525 f_N$	$1,35 f_N$	$1,175 f_N$	-40,00	-

NOTE: See ETSI EN 302 307-1 [3], Annex A for roll-off $\alpha = 0,35, 0,25$ and $0,20$.

Annex B (normative): Addresses of parity bit accumulators for $n_{\text{ldpc}} = 64\ 800$

Table B.1: LDPC code identifier: 2/9 ($n_{\text{ldpc}} = 64\ 800$)

5332 8018 35444 13098 9655 41945 44273 22741 9371 8727 43219
 41410 43593 14611 46707 16041 1459 29246 12748 32996 676 46909
 9340 35072 35640 17537 10512 44339 30965 25175 9918 21079 29835
 3332 12088 47966 25168 50180 42842 40914 46726 17073 41812 34356
 15159 2209 7971 22590 20020 27567 4853 10294 38839 15314 49808
 20936 14497 23365 22630 38728 28361 34659 956 8559 44957 22222
 28043 4641 25208 47039 30612 25796 14661 44139 27335 12884 6980
 32584 33453 1867 20185 36106 30357 809 28513 46045 27862 4802
 43744 13375 36066 23604 30766 6233 45051 23660 20815 19525 25207
 27522 3854 9311 21925 41107 25773 26323 24237 24344 46187 44503
 10256 20038 12177 26635 5214 14191 34404 45807 4938 4173 31344
 32043 26501 46725 4648 16718 31060 26633 19036 14222 13886 26535
 18103 8498 36814 34600 36495 36712 29833 27396 11877 42861 1834
 36592 1645 3649 30521 14674 3630 890 13307 41412 24682 9907
 4401 44543 13784 5828 32862 25179 29736 39614 5186 49749 38317
 41460 39101 50080 40137 32691 26528 35332 44067 8467 14286 10470
 12211 34019 37870 36918 36419 33153 50070 41498 47741 30538 12342
 33751 23988 33624 41882 34075 25552 3106 17611 13190 29336 312
 5667 35483 35460 16153 37267 28308 50009 46345 34204 32756 38243
 5657 24157 36834 6890 49576 46244 43875 16738 47225 2944 36882
 30341 48485 3700
 14451 20438 18875
 13634 41138 42962
 46459 13369 27974
 21493 14629 2369
 11351 40226 42457
 34749 39000 3912
 18128 46776 47055
 2221 26806 11345
 35143 630 2229
 44009 41295 34646
 32163 16657 26544
 31770 23641 43623
 45826 10902 39490
 7514 20480 28511
 11429 19834 35430
 50112 38163 5738
 16191 16862 6783
 6085 39149 34988
 41497 32023 28688

Table B.2: LDPC code identifier: 13/45 ($n_{\text{ldpc}} = 64\ 800$)

15210 4519 18217 34427 18474 16813 28246 17687 44527 31465 13004 43601
 28576 13611 24294 15041 503 11393 26290 9278 19484 20742 13226 28322
 32651 27323 22368 15522 37576 20607 20152 19741 26700 31696 21061 35991
 44168 27910 31104 34776 38835 45450 40002 31522 7807 26330 2410 44983
 15861 39215 14631 42584 26502 41864 27885 32276 29049 16878 37480 42550
 38795 13012 7912 4058 23869 3325 42889 19921 13826 40323 18162 10005
 35100 5483 7629 35166 1239 10772 5289 286 16172 41843 42612 38493
 11997 40340 19047 16236 43557 9104 24032 2915 19265 36209 6443 40947
 43527 29675 4195 31926 35392 20400 7515 45806 36068 33079 37325 6301
 4580 20492 40934 14478 8238 2425 28901 43602 7224 17640 28259 6850

41859 14006 19132 5690 16223 11575 30562 44797 3759 9833 36529 21084
 45546 16044 26763 13559 29092 41595 5726 13733 9164 15354 20145 10655
 24076 40883 13424 30325 40589 32367 36270 9286 40151 8501 3871 22109
 26239 29805 5358 44835 11609 3899 9760 39600 43422 13295 45431 14515
 5392 37010 12386 40193 21492 45146 12376 41952 43153 45733 718 35726
 33884 38006 16927 20958 25413 44561 11245 12984 35198 30977 31916 10657
 1412 1048 14965 31879 29967 41000 32087 22 34773 768 27289 19898
 43051 6964 31807 4119 33509 15950 6304 2813 35192 38282 39710 26356
 9889 18957 6355 18770 40381 1876 38889 17958 20309 10744 1744 228
 41543 36505 32795 12454 8520 4916 22313 1363 13010 8770 17057 8694
 22987 29564 13804 3110 1382 33844 15117 42314 36045 25295 28421 22044
 15951 42952 17458 6926 21257 41243 8662 17046 15054 15302 16964 40079
 13359 45754 16715 9586 10960 25406 14675 8880 5087 12303 28993 13571
 24824 31012 4121 808 30962 28736 11013 20488 7715 7637 6217 25114
 23615 5760 5554
 18072 21605 39242
 24190 6592 12281
 44681 6563 7001
 18291 19605 33476
 2884 30927 18430
 23674 36414 30649
 15364 22089 19757
 41162 14454 17627
 16676 28573 22163
 8851 36803 27589
 40049 476 1413
 41013 34505 33296
 29782 38018 42124
 22625 7485 11772
 2052 37567 14082
 30106 43203 20858
 7399 3796 22396
 38745 792 44483
 28268 33355 41030
 30098 37269 12871
 35769 33119 16738
 3307 43434 13244
 17852 9133 23190
 35184 20115 24202
 14760 43026 19425
 26414 16821 6625
 30362 35769 42608

Table B.3: LDPC code identifier: 9/20 ($n_{ldpc} = 64\ 800$)

30649 35117 23181 15492 2367 31230 9368 13541 6608 23384 18300 5905
 1961 8950 20589 17688 9641 1877 4937 15293 24864 14876 6516 10165
 4229 26034 28862 8265 27847 3 22728 13946 27162 26003 17696 13261
 31719 25669 17149 17377 33106 12630 4814 16334 1480 32952 11187 3849
 30186 20938 7946 23283 11042 28080 26642 34560 11302 4991 5121 6879
 13445 22794 18048 15116 5657 9853 15581 34960 13240 11176 17937 25081
 4868 28235 30286 29706 7073 6773 10390 27002 13015 7388 14772 19581
 11765 16642 11431 19588 20154 8027 29758 5501 6398 4268 21337 21136
 2275 7899 25943 12939 14478 20369 22877 3591 12217 19130 24252 32444
 24599 21382 4689 3524 11304 20423 13677 19639 10577 28279 22330 30722
 21622 26233 3921 17722 6843 5999 8186 2355 33632 34632 30285 9616
 19909 30417 19587 27853 13896 3689 155 20457 33362 21739 22779 33862
 3713 32975 9403 2836 23109 11099 3505 14562 17309 26470 4843 12279
 24216 26340 22073 32570 12936 19797 21801 8918 7999 24408 5783 25190
 8817 29367 17017 6208 21402 2280 2110 7975 32039 34605 1235 912
 23116 33017 31405 638 4707 31760 18043 3507 11989 26632 32829 11262

9274 2553 10697 13507 15323 27080 3752 33191 12363 24664 14068 1416
21670 26696 18570 25197 1517 7765 32686 6572 30901 28242 17802 24056
35388 26895 8023 31249 29290 13440 7156 17367 21472 27219 14447 9655
11100 27918 2900 33262 15301 4664 15728 1185 24818 32995 31108 16368
34978 31690 30464 13044 5492 10047 2768 14336 30880 32780 10993 24750
7022 19718 26036 19145 21177 33949 17135 5193 33718 2539 13920 25537
918 18514 14530 13699 11902 22721 8335 35346 24655 3332 14708 20822
11191 24064 32825 12321 11771 23299 31325 25526 16785 22212 34075 9066
31209 27819 5974 19918 26831 33338 26647 9480 28489 7827 18562 2401
17395 23192 10277 28458 23028 18793 10463 10740 616 24647 4153 10128
2873 22381 8132 18239 31614 4193 32313 7575 25801 27591 19872 17992
4609 9114 14764 13516
19192 9882 13112 16075
12510 28902 8784 32679
4578 34533 30609 25543
13739 3465 5330 999
33254 13085 5001 29061
28369 79 17750 13399
24851 9524 30966 10422
18251 34810 12259 25103
25193 16945 1059
11266 13612 30508
24778 25364 1322
14492 11111 13693
15125 8205 1749
8494 9902 9395
23936 3981 22799
28448 28076 26544
19652 13424 8915
2885 11356 3241
1609 10284 24350
2462 19358 15717
29327 15960 14743
5388 32927 1288
19074 6322 32214
34208 30535 35462
23415 20836 21819
17986 12196 30030
8422 2647 5710
3200 23132 23337
22307 29841 4813
15309 26942 29970
23288 7493 3005
20661 34283 33192
23033 9541 6424
22003 24665 5534
4684 1411 33340
26042 6426 3808
285 21942 14302
16023 6825 20084
34878 12295 32028
2591 178 24107
16379 2912 9912
15375 16120 28375
20170 726 11291
8185 13471 8448
23205 14239 17896
17950 19308 1591
3170 23836 18879
12853 10678 18431
21157 31624 3153
27682 12433 3458

312 4844 13138
 17715 35138 15456
 30507 33307 30783

Table B.4: LDPC code identifier: 11/20 ($n_{ldpc} = 64\ 800$)

20834 22335 21330 11913 6036 15830 11069 10539 4244 15068 7113 2704 16224
 2010 5628 27960 11690 22545 24432 4986 21083 17529 4104 11941 21239 9602
 689 13248 1777 4876 2537 20869 15718 9575 18164 5294 13914 21711 23374
 9675 21239 13600 24710 10613 14804 19412 23270 26741 10503 25258 17816 25210
 12518 8680 6422 22715 25097 26959 3913 26493 7797 25977 4896 27063 20781
 21715 12850 7963 4027 4295 14931 18158 616 20570 8720 16487 19050 23925
 7939 21089 15170 24325 6651 22352 5633 27903 2685 1310 5594 9296 25670
 25121 13906 8217 25390 9112 13945 9826 10844 11418 10724 11518 9280 9576
 25979 23644 16073 27407 3476 28057 4003 2279 17490 7558 9538 22115 20439
 20708 22572 14997 15780 5159 11356 10931 8514 23275 2560 912 15935 20703
 26467 17173 21964 15469 21967 10380 16222 15106 16786 19542 28560 18387 27909
 14897 6167 24295 1266 16902 9546 11628 12048 24495 3706 22629 14165 2333
 19403 18738 28140 13141 6151 22785 9620 4290 2342 4902 15856 19033 22820
 15761 1985 9160 4435 11164 5442 23572 6951 19077 15406 16658 18324 19229
 16997 10094 19982 22821 7810 19660 1182 21968 16564 17453 10780 17034 16405
 11 28611 10411 15799 15705 2773 28601 19333 19447 16790 4618 15841 23854
 24686 4131 1013 2141 6052 11896 18719 16813 22420 23406 21052 4333 17754
 16425 17614 26883 12101 8224 13979 6869 25215 25991 28968 19337 25361 20513
 1671 14990 20692 24951 19446 7163 4959 13197 19201 3883 22532 15468 11856
 22758 23586 16985 18396 7434 11817 363 11824 285 20897 16646 16095 17011
 25144 14916 6302 20972 25439 6156 21776 19701 27803 9695 12941 23541 27425
 6979 27910 7378 8983 6280 4134 28860 8079 20892 28776 7899 23399 87
 18045 23929 25876 15560 23629 18376 4053 14655 2450 11907 19535 28543 3513
 4704 16512 16554 14062 2596 10357 17316 1011 22090 11353 20300 15300 18536
 14293 4746 28831 20028 16742 16835 28405 11245 10802 20242 17737 9590 20693
 26547 22557 22517 6285 5336 3998 2351 6628 22949 1517 4712 1770 9207
 28522 14116 5455 13105 18709 3030 4217 6306 27448 1943 23866 20212 18857
 14794 21425 15659
 4446 21140 13454
 21115 3271 1443
 2153 12424 6159
 23559 22473 26065
 15914 22980 12766
 3482 16233 5719
 27020 12322 24014
 25438 26499 26506
 21987 16027 6832
 17330 2620 20756
 15985 10471 23302
 593 6869 27185
 22961 9129 25646
 10702 12334 23959
 6375 23299 26942
 8029 4072 24051
 15147 5113 14725
 1451 27291 28731
 18808 11561 249
 28962 21405 18944
 6889 3314 23457
 27708 14530 8795
 6185 28821 6550
 2259 17627 701
 20819 18831 20140
 4991 11369 4282
 13230 3413 27092

14556 5068 16209
 4337 24652 498
 715 28883 2285
 16524 25513 26034
 21067 15122 21667
 27982 15280 3313
 7563 22779 22453
 4744 17277 27210
 19170 10806 18815
 26424 26442 7837
 26264 28931 6020
 4645 20678 13160
 18111 28045 23883
 5128 10876 3087
 28551 26276 3541
 20152 10181 28172
 26430 14769 6809
 4956 16130 11348
 1691 10216 5743
 7848 20236 2661
 10660 8321 6155
 2757 6963 2596
 27791 6707 258
 12785 21176 15450
 7477 17274 25201
 262 18996 15836
 5287 11970 13365
 3098 17823 10786
 21831 14476 11447
 1893 3625 25404
 20880 21987 1228
 20942 15045 21358
 18237 28914 15673
 24273 284 9803
 13949 15670 16693
 15553 27782 22644
 27980 24820 27733
 7015 20974 10016
 26164 20314 25916
 11489 13663 11777
 18230 11483 5655
 1618 19977 26521
 25639 13184 28994
 3821 18349 13846

Table B.5: LDPC code identifier: 26/45 ($n_{ldpc} = 64\ 800$)

12918 15296 894 10855 350 453 11966 1667 18720 12943 24437 8135 2834
 11861 3827 15431 8827 8253 23393 15048 5554 16297 2994 6727 19453 2371
 26414 3044 20240 18313 11618 3145 10976 5786 5609 16358 2547 11557 14755
 26434 2510 26719 4420 6753 917 7821 26765 11684 9811 5420 6653 19554
 11928 20579 17439 19103 21162 11235 19172 22254 3420 10558 3646 11858 24120
 10189 8172 5004 26082 4345 5139 15135 26522 6172 17492 8462 4392 4546
 27330 21498 13424 8077 10165 9739 482 23749 1515 12788 10464 9085 20875
 12009 22276 18401 7541 5871 23053 16979 16300 13566 19424 5293 18290 23917
 9613 24175 11374 11736 17676 13126 20931 20290 20659 2000 7969 9386
 21507 24494 11822 21771 26776 21175 27354 15815 7598 19809 611 10144
 195 14244 7229 13002 14328 17987 14595 6985 7642 9434 7079 5571
 10013 3641 14064 11716 4620 18119 23365 26446 26273 25164 11262 26019
 15166 19403 5606 20138 1893 645 5414 12097 18635 21648 12255 13269
 1895 9969 8372 17737 21679 17061 20219 2513 27199 11242 17025 1261
 12845 13086 16256 15177 20822 10862 18375 6751 17532 24725 6966 18489

8373 25550 20688 16686 7894 24599 21578 12516 7115 4836 23473 25162
14375 9150 6606 21633 16224 23708 20350 4575 143 13356 10239 22868
10760 19807 7079 16382 26236 22606 16777 24312 16941 26684 8658 19279
15136 8603 332 2898 21821 23778 3232 12052 14336 7832 5600 27015
14392 26564 21616 8332 21750 10379 19730 7553 27352 2718 15202 25661
6891 13210 15284 21940 8742 10965 3176 25034 25137 25161 13267 7012
4993 9943 13260 20980 20224 20129 2120 23111 16640 23548 21445 10794
4846 2858 22663 12584 20448 4629 17825 22269 11278 26312 9463 21085
24282 18233 9220 14979 24106 14507 24838 19689 17589 7926 7893 21701
12253 26122 8035 20823 2584 4703 25178 5460 4190 7057 1144 8426
12354 7216 19484 4110 22105 1452 11457 12539 27106 14256 14113 20701
2547 26926 25933 11919 12026 24639 19741 15457 9239 26713 22838 6051
8782 14714 23363 450 19972 2622 19473 24182 2391 26205 10018 9202
15690 10472 20263 469 18876 23660 9005 12595 23818 26430 926 6156
5440 5209 14958 9882 18843 22063 12749 18473 22546 11768 4493 12833
18540 3544 9471 15893 14761 23479 22010 15491 19608 25035 9094 24836
15909 16594 23538 25136 25063 24995 5354 905 18580 15476 20710 7774
6088 17133 11498
4721 17594 18267
1645 23638 26645
14800 17920 22016
12927 350 19391
19447 19886 25992
26120 1747 11234
1588 23170 27232
2230 15468 18709
17410 11055 20645
3244 25815 14204
2858 7980 12780
3256 20418 24355
24260 16245 20948
11122 1503 15651
19272 24054 6075
4905 931 18884
23633 17244 6067
5568 26403 490
16113 16055 10524
23013 8138 12876
20699 20123 15435
27272 27296 22638
7658 17259 20553
14914 17891 12137
16323 1085 18895
21503 17141 2915
21979 23246 1271
14409 11303 12604
25591 12157 14704
18739 19265 8140
11244 5962 6647
3589 6029 6489
16416 185 9426
1267 14086 22473
17159 22404 23608
7230 22514 21605
7645 1239 10717
12028 13404 12140
14784 15425 14895
26165 18980 15386
14399 7725 14908
8463 22853 22095
5517 1854 8283
24381 260 12595

839 23743 22445
 13473 8017 7716
 8697 13050 16975
 26656 16911 11972
 26173 2504 15216
 7493 6461 12840
 4464 14912 3745
 21461 9734 25841
 4659 7599 9984
 17519 7389 75
 12589 9862 8680
 23053 21981 25299
 19246 3243 15916
 21733 4467 26491
 4959 10093 20074
 9140 15000 12783
 854 10701 25850
 13624 7755 10789
 3977 15812 10783
 5830 6774 10151
 21375 25110 5830
 15985 18342 2623
 4716 27211 18500
 18370 12487 7335
 4362 21569 16881
 10421 15454 13015
 5794 1239 9934

Table B.6: LDPC code identifier: 28/45 ($n_{ldpc} = 64\ 800$)

24402 4786 12678 6376 23965 10003 15376 15164 21366 24252 3353
 8189 3297 18493 17994 16296 11970 16168 15911 20683 11930 3119
 22463 11744 13833 8279 21652 14679 23663 4389 15110 17254 17498
 13616 426 18060 598 19615 9494 3987 8014 13361 4131 13185
 4176 17725 14717 3414 10033 17879 8079 12107 10852 1375 19459
 1450 4123 2111 17490 13209 8048 15285 4422 11667 18290 19621
 2067 15982 304 8658 19120 6746 13569 19253 2227 22778 23826
 11667 11145 20469 17485 13697 3712 4258 16831 22634 18035 7275
 23804 14496 17938 15883 14984 15944 2816 22406 22111 2319 14731
 8541 12579 22121 8602 16755 6704 23740 16151 20297 9633 1100
 19569 10549 19086 21110 11659 6901 21295 7637 11756 8293 9071
 9527 9135 7181 19534 2157 788 13347 17355 17509 711 20116
 21217 15801 12175 9604 17521 2127 21103 1346 8921 7976 3363
 11036 5152 19173 8086 3571 1955 4146 13309 15934 19132 5510
 12935 13966 15399 16179 8206 19233 16702 7127 12185 15420 1383
 6222 6384 20549 18914 23658 11189 638 9297 17741 9747 13598
 17209 11974 20776 2146 9023 3192 19646 3393 1727 15588 20185
 5008 3885 5035 15852 5189 13877 15177 3049 22164 16540 21064
 24004 10345 12255 36 24008 8764 13276 13131 2358 24010 16203
 21121 21691 8555 11918 129 8860 23600 3042 3949 19554 12319
 22514 11709 11874 11656 536 9142 3901 580 1547 10749 5529
 3324 6251 1156 112 13086 5373 5119 132 18069 10482 19519
 17279 2017 14846 21417 17154 21735 18788 11759 192 16027 6234
 20417 3788 15159 22188 21251 16633 13579 8128 1841 23554 15056
 12104 9182 6147 1553 12750 4071 6495
 4961 18460 23266 10785 10973 4405 2707
 7665 7043 1968 3589 15378 9642 21148
 13073 13298 20040 13582 17124 348 12055
 378 7476 9838
 15454 5218 14834
 17678 3445 18453

2767 388 12638
5688 56 6360
20009 872 16872
10206 5551 477
10662 23689 19768
8965 17535 4421
19397 18734 5422
10043 22104 21682
508 1588 23853
1092 7288 4358
2283 22298 10504
15022 8592 22291
11844 17038 2983
17404 14541 6446
20724 7498 2993
14715 9410 6844
20213 14674 263
4822 20951 635
20651 23174 5057
22237 9229 4859
17280 9586 20334
19508 8068 11375
5776 21209 9418
6872 6349 20397
11165 19619 13108
13550 10715 5122
5655 10699 8415
9864 4985 7986
6436 3754 7690
4257 17119 5328
659 4687 6006
527 10824 8234
11291 1735 22513
7254 2617 1493
3015 7462 10953
15705 2181 11992
4628 19430 18223
9426 21808 13549
17008 3470 22568
13643 24195 21816
936 14226 22874
6156 19306 18215
23984 14714 12907
5139 18639 15609
11908 5446 8958
6315 16864 15814
10686 22570 16196
203 4208 13716
494 14172 11778
15112 14244 8417
21087 4602 15570
19758 4401 22270
8218 11940 5009
23833 13785 12569
1698 7113 18541
18711 19991 19673
8025 17107 14784
5954 6817 19810
24143 12236 18063
23748 23956 10369
7805 13982 13861
5198 10889 6787

10406 13918 3305
 12219 6523 12999
 9964 2004 17361
 23759 21507 11984
 4188 19754 13358
 8027 3662 2411
 19762 16017 9125
 2393 4619 5452
 24176 6586 10895
 15872 1795 15801
 6911 15300 14787
 2584 4905 8833
 1327 12862 9476
 16768 12633 7400
 11983 6276 18370
 12939 12793 20048
 20284 12949 21345
 19545 4503 16017
 1253 12068 18813

Table B.7: LDPC code identifier: 23/36 ($n_{ldpc} = 64\ 800$)

2475 3722 16456 6081 4483 19474 20555 10558 4351 4052 20066
 1547 5612 22269 11685 23297 19891 18996 21694 7927 19412 15951
 288 15139 7767 3059 1455 12056 12721 7938 19334 3233 5711
 6664 7486 17133 2931 20176 20158 9634 20002 13129 10015 13595
 218 22642 9357 11999 22898 4446 8059 1913 22365 10039 15203
 10305 22970 7928 16564 8402 9988 7039 10195 22389 5451 8731
 19073 1005 18826 11109 13748 11891 21530 15924 21128 6841 11064
 3240 11632 18386 22456 3963 14719 4244 4599 8098 7599 12862
 5666 11543 9276 19923 19171 19591 6005 8623 22777 1255 20078
 17064 13244 323 11349 6637 8611 6695 4750 20985 18144 5584
 20309 6210 16745 10959 14284 2893 20916 10985 9664 9065 11703
 17833 21598 22375 12890 10779 11241 13115 9222 21139 1217 15337
 15514 12517 18953 11458 17296 8751 7213 12078 4994 4391 14976
 3842 21548 10955 11679 16551 8514 17999 20557 16497 12122 23056
 10551 20186 66 11038 22049 2130 1089 22093 9069 3470 8079
 19208 22044 2732 1325 22309 967 22951 1366 11745 5556 6926
 2805 18271 10046 4277 207 19518 17387 9701 8515 6813 10532
 19714 21923 13493 1768 18819 6093 14086 13695 12781 9782 445
 22160 15778 13629 10312 19769 8567 22096 15558 19730 11861 18492
 10729 16847 273 4119 4392 11480 20396 3505 7220 390 5546
 17277 8531 17390 22364 7167 2217
 7325 3832 19899 21104 8400 3906
 6218 20330 14943 14477 5614 1582
 21534 14286 14624 14809 6775 22838
 15786 6527 15848 5288 13523 9692
 12696 15315 602
 17081 6828 13578
 3492 6510 20337
 6113 5090 7290
 20122 15539 19267
 10412 19090 17863
 2546 2295 19448
 20296 2296 2627
 6740 14224 10460
 12878 6055 15452
 15152 15699 563
 15414 21900 19161
 11126 15975 3733
 4379 15742 6475

17203 5870 18537
4912 260 21115
23164 4273 1694
1082 5287 11152
14537 2277 19232
13414 15608 12926
17043 18241 18313
208 6118 20777
9140 19241 22845
18527 5035 4161
20867 22650 5585
7875 10358 1898
3563 14833 21329
14705 3359 13959
4507 11976 20017
22424 12925 8308
8739 15561 8010
6408 20723 20928
12337 7864 15777
12742 20430 17351
6259 1865 9808
8343 17441 2551
2167 3025 23181
22718 13243 4797
4223 4982 4395
1609 16748 17625
8463 15204 19632
6583 9112 20284
11334 19370 4763
746 18560 15222
8796 12725 15176
10245 15567 9991
17447 18373 21523
1473 5286 15793
17675 21170 6699
15515 15942 8733
7047 11348 14584
20435 19603 1961
18851 7069 11402
19180 6487 2979
2650 13282 9040
22613 23266 4786
20832 3001 23129
3850 5255 6601
19827 15438 13956
15798 4430 11318
4724 8719 21209
18127 844 21379
7427 22987 10233
22949 8145 21778
7622 14471 18874
8566 14340 3381
3373 419 11514
15127 917 13136
19375 18740 4951
960 2856 17804
662 8107 10298
10993 11755 19142
11400 18818 521
7210 18658 8285
9496 20836 5655
14654 13694 12705

20381 16473 7271
 12796 3280 23370
 13893 7667 1736
 5485 18321 7789
 11242 18771 17282
 817 21060 15985
 666 20461 22464
 7696 19774 4324
 12239 14014 4759
 5011 10472 4137
 3047 2444 3818
 1594 20382 538
 7051 21874 1697
 18539 26 21487

Table B.8: LDPC code identifier: 25/36 ($n_{ldpc} = 64\ 800$)

11863 9493 4143 12695 8706 170 4967 798 9856 6015 5125
 12288 19567 18233 15430 1671 3787 10133 15709 7883 14260 17039
 2066 12269 14620 7577 11525 19519 6181 3850 8893 272 12473
 8857 12404 1136 19464 15113 12598 12147 4987 13843 12152 13241
 1354 12339 4308 23 12677 11533 3187 11609 4740 14630 19630
 14508 10946 3928 580 3526 17836 3786 15739 13991 1238 1071
 6977 13222 13811 585 8154 2579 8314 12185 15876 7738 5691
 12901 12576 11597 4893 17238 15556 8106 12472 10455 14530 17432
 8373 12875 16582 14611 14267 15093 2405 9342 18326 12125 9257
 5861 12284 2441 13280 2762 5076 17758 4359 6156 18961 13208
 4400 8474 19629 19528 14125 12780 12740 19316 491 4761 1719
 7270 6615 1175 15848 6943 18360 8905 13921 10807 19688 18757
 8312 12234 17907 17254 7699 18399 5508 12215 4818 18107 2874
 19496 13973 10432 13445 15320 13648 1501 10549 6710 8897 1998
 1575 12713 10916 5316 13713 11318 4055 5782 5828 17981 3141
 12177 10726 4244 3138 15996 6822 7495 5257 8909 6180 10680
 6650 1909 19146 1038 17229 10050 3051 9793 10839 3532 14759
 5337 8448 4939 14792 7585 17860 8612 2229 18965 1519 2031
 13845 9320 579 15441 15050 752 8303 6989 13360 12927 15255
 17286 3639 1733 16883 8457 9475 2939 3234 1993 8554 9939
 6359 15474 12100 6992 13844 16988 7481 16977 9052 9262 15270
 7181 3624 3814 16379 182 4338 17627 3315 5745 14093 15574
 10709 18662 6909 11248 5268 412 5854 16782 16059 10498 5061
 13321 617 6734 3718 15441 19241 17214 1682 18641 18646 6330
 7377 16951 14477 6507 9922 11464 2563 5702 12691 10606 17874
 7198 12571 17617 4862 18899 7100 8130 9665 10779
 6789 11459 17651 3693 13332 3854 7737 12589 15189
 16260 14569 9442 17890 18097 6845 6960 1376 8099
 12719 14986 18999 14013 3449 13618 14807 265 1508
 11231 966 15957 8315 3384 2570 5700 10911 17372
 153 8445 19598
 7841 14806 54
 2492 14099 11718
 18608 4278 333
 59 3982 16986
 3494 12496 2775
 18320 10650 16234
 9739 16537 19706
 7587 19072 18775
 14133 12042 2922
 229 17958 15889
 5130 11029 271
 5122 7021 7067
 12258 16611 9245

15493 15347 15939
741 12055 2822
12804 3480 5690
18598 19273 16354
2569 16771 13693
15051 853 956
12256 2756 15137
15685 2802 16479
14687 12470 3583
15473 17781 867
4843 6765 13122
11287 3680 19101
4609 11385 13470
12353 6632 206
10984 3116 1263
9419 14455 19438
9528 1808 435
2238 12870 10119
10868 8402 11111
11081 7197 2667
13780 10759 19722
3768 3052 1836
446 1642 12388
16876 8398 14485
7301 14815 13811
5678 10419 14396
1877 14384 12817
19028 19589 6893
8725 6346 676
13611 12486 2054
11203 14908 14692
18139 5334 1253
16233 9749 16946
18885 4332 16306
3862 10395 13871
3747 8900 3381
13367 14132 7220
15095 4219 15869
13519 18079 17541
19012 13943 19471
2221 5710 13711
5185 3363 10195
9580 17331 15360
14387 7596 9614
17336 6371 6030
14629 10636 10159
2402 9170 4321
1040 5899 153
7710 7637 13966
10919 8535 3791
1968 2567 4986
4166 8744 17691
540 10695 10019
17710 1188 10821
5858 17012 17389
3083 17587 12682
5354 9537 6807
4964 15942 9653
9000 17053 13291
11685 8503 10777
13919 18155 9877
1625 15314 13879

18520 7074 17061
 3748 2752 7298
 493 19163 14139
 2260 18339 10688
 8928 17695 10276
 7640 18547 3561
 11275 5297 13167
 19691 19542 15725
 11837 7273 11297
 17873 7840 19563
 8109 3811 18417
 17759 17623 13175
 10041 4152 2249
 18452 1450 19309
 9161 11651 4614
 11547 14058 639
 9384 3272 12368
 5898 2578 14635
 15963 6733 11048

Table B.9: LDPC code identifier: 13/18 ($n_{ldpc} = 64\ 800$)

2510 12817 11890 13009 5343 1775 10496 13302 13348 17880
 6766 16330 2412 7944 2483 7602 12482 6942 3070 9231
 16410 1766 1240 10046 12091 14475 7003 202 7733 11237
 15562 4695 13931 17100 11102 770 3848 4216 7132 10929
 16469 17153 8177 8723 12861 15948 2251 1500 11526 8590
 14813 3505 12654 1079 11736 6290 2299 17073 6330 5997
 390 16492 13989 1320 14600 7061 6583 458 894 1596
 8625 7644 1322 16647 15763 10439 8740 5529 2969 13893
 13425 13121 5344 8739 4953 7654 17848 9334 9533 2731
 12506 10992 8762 5395 6424 11688 3193 17601 14679 8204
 5466 15487 1642 6671 13557 4074 7182 4436 12398 12973
 1958 13041 6579 15984 3762 16633 6113 11509 7227 28
 17202 4813 14024 15099 2648 4476 2260 6507 9930 9232
 14186 14510 6818 7665 12708 2645 16687 13255 8239 15884
 1751 7847 17987 11410 3345 17133 17655 5027 1261 17191
 8056 4264 13915 8217 6118 8072 6278 6835 5038 15008
 13625 2999 5336 11687 13500 5723 13903 766 6293 155
 12316 14093 7372 16846 15357 9865 17869 1429 16681 202
 15062 1123 6454 17625 3213 39 1669 1770 13636 16555
 13053 7597 11481 1336 3343 11387 5463 17830 13741 5976
 1956 13509 1664 16867 8168 13421 17078 3285 17138 1572
 16711 1499 4805 13584 14759 2844 13110 7356 5850 8330
 6521 8528 14170 6681 16992 12867 14326 15227 4082 8595
 16176 8184 8572 1923 935 8900 13020 6812 9778 3391
 3946 4711 15314 15108 15634 4144 4372 9207 10715 1291
 16601 5864 10968 4724 9235 6988 3307 6515 7004 16328
 16217 4227 9735 15857 5003 2532 4451 8574 2149 6908
 9506 8949 12035 9701 3124 14295 8567 13614 5159 16746
 2418 8669 10921 5738 147 1004 2692 9065 12877 7559
 16706 8511 10314 3118 1219 7071 12376 538 2389 3297
 12492 10589 5791
 13528 1653 6618
 10485 1307 4102
 347 13580 4039
 523 10311 10540
 4183 6192 17159
 11458 6521 9632
 11594 15791 10384
 11654 126 11715

6265 34 5091
7271 13900 7588
3960 11297 1612
9857 4695 16399
6423 2197 15040
4219 5979 13959
2959 578 8404
4585 658 6474
15900 11357 5249
7414 8642 1151
4130 9064 14537
14517 1356 3748
13865 12085 17295
9530 5110 1570
10862 8458 15322
16355 1774 5270
1229 11587 1632
17039 787 4703
11423 15388 6136
8413 9703 13946
4678 4072 16702
6244 4690 7164
7238 14169 5398
8679 122 11593
10954 15802 16427
9413 6717 16406
1027 17863 7836
655 8827 10286
4124 12599 12482
12955 3121 15318
8343 16634 6301
13568 5056 9920
1948 10 17395
8550 131 2151
15226 15994 13093
10966 15412 2781
13425 15831 5346
2261 1067 6346
6625 1966 13533
10575 4483 5761
14366 2019 14426
16746 1450 4830
13109 7358 7942
15376 7284 14035
14341 12625 3306
9375 7529 1537
13831 13447 4549
15658 15299 8238
4005 13264 9766
4715 6285 15383
1262 12883 15434
11123 14975 3434
5307 1112 16967
12163 12009 3681
9174 13153 10344
13456 13197 9562
1785 7549 15347
663 9748 9436
4961 11903 11574
16248 6238 666
11426 13748 14763
14431 1443 2069

2376 8154 14978
 13140 1289 9046
 1159 300 3319
 11510 7769 15877
 6430 14946 6856
 8868 15622 12458
 4867 6622 6850
 14721 11241 12760
 14233 9874 17682
 16677 13195 15086
 11155 7067 14160
 12741 14379 8922
 1930 17055 11752
 12361 6523 9568
 12165 5636 16011
 11389 4754 9916
 15903 15542 8301
 12073 4918 9754
 16544 17907 14814
 10839 1401 5107
 12320 1095 8592
 15088 6521 12015
 14802 3901 8920
 17932 2990 1643
 5102 3870 2045
 540 2643 2287
 5844 2482 9471
 10428 637 3629
 8814 7277 2678

Table B.10: LDPC code identifier: 7/9 ($n_{\text{ldpc}} = 64\ 800$)

13057 12620 2789 3553 6763 8329 3333 7822 10490 13943 4101 2556
 658 11386 2242 7249 5935 2148 5291 11992 3222 2957 6454 3343
 93 1205 12706 11406 9017 7834 5358 13700 14295 4152 6287 4249
 6958 2768 8087 1759 11889 4474 3925 4004 14392 8923 6962 4822
 6719 5436 1905 10228 5059 4892 12448 26 12891 10607 12210 10424
 8368 10667 9045 7694 13097 3555 4831 411 8539 6527 12753 11530
 4960 6647 13969 3556 9997 7898 2134 9931 3749 4305 11242 10410
 9125 9075 9916 12370 8720 6056 8128 5425 979 3421 5660 9473
 4348 11979 5985 395 11255 13878 7797 4962 13519 13323 7596 5520
 2852 8519 3022 9432 3564 9467 8569 12235 11837 5031 4246 2
 4081 3630 1619 2525 3773 11491 14076 9834 3618 2008 4694 6948
 7684 9642 5970 1679 13207 12368 262 7401 11471 2861 5620 4754
 7474 10418 1422 10960 13852 988 13465 6415 86 2432 7595 12239
 8539 11749 8794 6350 1947 13325 13061 7385 13017 2536 13121 15
 7944 13831 5126 9938 11758 335 980 9736 12143 5753 4533 10814
 10706 12618 6949 2684 4107 14388 11372 6321 13832 9190 2838 13860
 10830 1947 13803 3257 2677 406 8400 10536 12911 3629 251 9784
 13343 13304 301 801 6456 6351 6155 6763 3812 11337 8446 9306
 524 5573 503 10544 8990 673 2309 12376 466 11441 960 1557
 4403 3564 1732 13453 12054 8941 1383 12424 4347 9830 3553 5158
 2025 4282 4983 13553 10776
 11833 13099 5078 4420 3527
 1544 7474 2780 7749 4153
 11189 520 8463 12230 7712
 10409 13367 2604 2966 9248
 1412 420 3507 9818 7955
 1122 12483 9375 10232 9456
 2799 7033 10404 4495 12059
 2569 5970 6262 2199 8045

11724 511 12693 12855 9597
756 12900 13391 13623 10683
2095 13479 1488 9469 11142
13849 1356 10776 3530 9866
13449 14225 2072 12772 9461
6466 6181 6502 401 7439
4631 1086 3062 11789 11811
6788 14007 2270 14132 2764
4643 10272 11316 2608 8511
5221 9028 2736 7223 1051
1974 2737 6739 13904 6156
5 9082 3915
2400 7195 3413
606 221 8171
4548 1267 5310
12795 2160 8305
10563 3507 12190
6325 2499 9717
9251 6046 13308
11704 10834 11241
4777 3774 11533
12487 10365 6852
58 2650 2027
7248 13704 5573
12777 7834 8561
7906 8121 7774
554 3105 6000
11198 3586 10410
9002 4094 11297
12058 1037 13638
1258 12917 11078
2430 51 10276
7841 9451 10236
11045 1058 10352
9629 9428 86
8146 1255 3802
10820 6337 4199
9364 7723 1139
438 6445 583
2683 5358 10730
8471 3061 13380
3005 2840 4754
8210 1814 11502
8667 14258 5985
8407 13336 10970
6363 11715 5053
104 13618 13817
6562 4087 294
1742 10528 4626
6607 2692 1587
11097 8361 2788
13451 3541 823
4060 13604 9816
157 6106 1062
8853 5159 4270
9352 13164 2919
7526 5174 12501
12634 13077 5129
5750 1568 6281
269 5985 10973
8518 9415 1028
4722 13275 634

12113 7104 7436
12787 1032 5936
3425 11526 10797
784 9208 15
11223 12849 4913
10635 3553 8852
11749 10619 3532
4080 9831 9219
6560 6049 6111
1304 11770 12585
13209 8589 11287
2887 10699 14307
4752 456 4073
1175 13156 4894
12756 3237 6279
10125 7074 2344
7533 7103 5226
4000 4425 12173
10056 5312 1599
7445 8696 12533
11509 14050 2483
12405 2876 5033
4512 4955 5627
5572 5099 10987
10665 404 3082
2075 1583 13454
5666 7228 524
13290 7634 418
9006 7368 4181
9447 3674 8171
9355 10211 9342
12572 3681 3322
3295 186 7491
7926 212 5241
5479 1654 8097
5078 423 4817
1357 12780 3664
11900 402 13108
299 7166 12008
5750 3041 5618
8357 1229 8884
3713 8791 13375
4390 6302 568
1009 4440 10003
1209 11978 11711
1803 9838 13537
11318 9750 12421
2388 3021 7880
7220 1062 6871

Table B.11: LDPC code identifier: 90/180 ($n_{ldpc} = 64\ 800$)

708 1132 2120 3208 3879 8320 11948 14185 15214 16594 17849 19766 23814 26175 27579 28052 31512 32029
 2720 2753 3716 6133 8020 8305 9429 10337 15503 19905 20127 21963 25624 27221 27907 27945 29833 30270
 4011 7807 11547 12782 13040 14599 14836 15218 17890 18922 19668 20267 20714 22151 24373 25261 26101
 27627
 136 5341 7661 12779 13392 13922 14151 15054 16544 17232 17478 19895 22814 23820 25014 26346 27575 31803
 3456 3485 5839 8312 8423 9796 10018 11520 13336 15520 19928 22019 23144 25339 27406 28729 29527 31406
 1779 3634 3930 4138 5449 5924 6776 7658 8703 11542 13133 15086 16334 21876 23860 24281 28854 29557
 697 868 1345 6257 7400 8220 9761 11501 15828 16175 16865 17251 19298 21907 24033 24175 24497 30965
 991 1845 3173 5609 11275 12666 12903 14409 15359 17537 17923 19821 20323 21561 21663 23378 25371 28487
 446 3096 3604 3688 6864 7296 8128 9957 11568 13204 14502 16280 17655 19695 25953 28006 31006 31160
 3592 5443 5450 8875 10529 10721 15241 16485 16905 17980 19685 21639 21938 25038 25322 26073 27072 32305
 2539 11274 18981
 8099 17427 18613
 7872 12547 14776
 17272 31146 31476
 12171 20651 28060
 5845 20532 24021
 2102 9627 12746
 4406 13397 16767
 7707 19199 20221
 10278 11526 13739
 8902 13337 25524
 5385 6939 15968
 1686 2985 18124
 21285 22673 25722
 4833 4895 7657
 14073 19518 27540
 2832 27137 32072
 8936 19641 24786
 1696 4408 9480
 3941 9228 25043
 1328 7460 25237
 11251 21361 23890
 10450 10762 26795
 1544 19244 22553
 9564 24279 27073
 12214 15608 30892
 6316 29252 30504
 3667 7784 26600
 11435 20278 31840
 7211 21620 23899
 17193 18368 23536
 3750 18865 29121
 2088 7648 20893
 12231 28534 28933
 6316 14450 31885
 2672 8770 26920
 17337 18624 26359
 3098 17939 27134
 1084 24695 31846
 5110 9148 10203
 3943 19212 31745
 6 6061 29453
 2271 9151 27015
 386 2747 26182
 13129 15456 30698
 126 10222 23935
 11008 17244 19711
 17752 22103 31308
 11293 20670 23940

11627 14829 19929
 2163 5918 23666
 28627 28709 31369
 3161 3209 26227
 1597 25322 30792
 2083 15971 16193
 4795 10875 11668
 12984 28077 28863
 1851 9750 30222
 2252 8660 8984
 6764 8375 15896
 5074 16399 31725
 11507 15519 30828
 3196 7975 17614
 477 11889 17748
 2420 2852 25451
 3683 4741 6944 8199 8808 13142 14071 15830 17216 18589 20284 21652 22542 24994 25719 26187
 1534 4620 4899 6461 6737 9082 10679 11544 16118 20173 20662 21526 22646 24778 29790 30044
 2343 2547 5620 6523 8188 9029 14162 15517 24143 25078 25163 26616 28731 30201 30889 32034
 1876 4541 5147 9087 12853 12967 13887 16009 19722 20475 21245 21908 22547 25790 27330 27640
 1706 3168 6471 7382 10195 11568 11770 17719 19484 19572 20375 20470 23332 24372 30654 31230
 996 3297 3587 4313 12243 12456 17510 20492 29071
 7114 7312 7937 8379 8580 11514 13657 23774 24569
 98 600 745 1223 4298 6362 12544 21620 28786
 2585 4021 10785 11294 20707 25033 25465 26990 30713
 1895 4346 10404 16998 17073 24131 24891 26056 26444
 4265 8641 8937 13462 23815 26205
 1468 2578 3070 6258 8221 10414
 5186 8832 11589 25697 29629 32022
 15971 17493 18659 19082 22089 26779
 1597 1691 10499 13815 18943 27396

Table B.12: LDPC code identifier: 96/180 ($n_{ldpc} = 64\ 800$)

551 1039 1564 1910 3126 4986 5636 5661 7079 9384 9971 10460 11259 14150 14389 14568 14681 21772 27818
 28671
 384 1734 1993 3890 4594 6655 7483 8508 8573 8720 10388 15541 17306 18411 18606 19048 19273 21492 21970
 29495
 1104 2877 10668 11101 12647 13994 14598 15653 17265 18435 18848 18949 19209 19312 19414 19465 24927
 26613 28809 28865
 1185 6439 6519 7790 8609 8826 9934 16363 16596 18088 18757 20318 20446 21123 23938 24235 25120 25469
 26036 28043
 53 3630 4384 4619 7805 8822 12208 13312 14269 16435 17925 18079 18689 19042 21541 22729 26066 27666 28759
 30107
 1926 2549 9816 10544 10980 12468 13026 15658 15670 15975 17200 22364 22775 23343 24289 24956 26230 28040
 28348 29718
 1243 1673 4181 6080 7829 8259 9294 10556 10905 14071 18080 18203 18537 19707 24143 24442 25877 27072
 29158 29690
 1834 2523 5973 6006 8054 8843 10141 11668 12956 13202 18659 21757 24258 24675 24779 25924 26980 27008
 29229 29899
 3790 5716 7345 7381 9081 9679 13629 18038 19858 21248 21348 22251 24410 26790 27643 27955 27996 28271
 29638 30198
 158 545 1178 5181 8585 9927 10721 11361 11640 12552 12579 14641 14928 15609 17388 20551 24516 26834 29850
 30201
 1076 3011 5636 6947 7236 7511 10629 16795 20770 22796 22853 24219 28516 29151
 678 2553 3403 6515 7079 8767 10228 10791 10832 16113 18718 21328 25762 26925
 8536 8706 9471 9854 11186 12220 13261 14034 14897 25068 26338 26427 28784 29281
 2634 3562 11652 13206 15185 17051 19666 21058 23107 23869 24590 25311 25498 28891
 2440 4164 7040 7591 9321 9796 11026 12204 13478 17852 22183 25257 28756 28813
 390 2209 3095 4554 5755 12285 12314 14372 14957 15711 22946 27713
 207 418 3856 8719 11708 15353 20717 21639 23269 26732 27613 28334

2805 3795 7105 8130 10330 13888 15132 16415 17093 23277 25191 27630
1381 1955 3689 6290 6342 9573 13751 14633 16298 18206 24248 24893
5991 8976 9763 12308 12566 15265 17068 21084 22475 24371 25171 28008
8962 17060 22260
1335 6691 14738
4118 10315 23113
4643 10970 28091
1195 3683 26231
7486 17403 22471
7328 10110 19764
4630 13732 28298
6139 19386 26009
19712 20670 27993
9317 18037 19324
4422 4510 10290
1396 22324 28601
1404 5708 22352
14783 17214 19359
7996 20133 20614
6219 17582 24404
2481 20505 28124
4569 10863 28776
941 7516 11474
24878 27151 28125
9053 10186 28126
1376 19327 26055
5965 14239 16875
17434 18098 25044
5785 14385 22243
15144 16981 25171
13671 25732 25961
95 20461 20558
4321 19572 26175
3637 17351 18683
18096 23926 27359
7914 13217 23098
9822 11342 26728
7591 18615 28044
112 16897 19127
10087 18516 27292
2762 3323 21677
4533 20728 23071
7164 7180 15097
2061 6184 20598
6310 13462 26714
8189 9345 15315
3319 17370 24726
5217 9271 11984
10245 13623 16621
5537 22325 22692
1592 19859 25578
7005 15625 22572
1474 14387 28592
153 4254 20080
8709 25107 25135
11663 17264 25598
7135 17226 18698
109 2603 26360
1408 9608 11927 14872
4187 10410 27776 30125
1008 4409 14938 20458
3641 12480 20141 22605

10453 22378 24993 30002
 19957 24800 25196 29823
 2431 2929 5824 12333
 395 4393 15571 22019
 15040 24712 28275 28794
 3735 11988 13828 13949
 4301 5829 24675 26696
 6406 8140 9438 17274
 4272 17638 19278 24961
 3271 11030 11481 28624
 3792 5394 7566 17557
 6505 11108 20811
 2722 28613 28991
 11472 25911 30170
 2355 13553 25490
 3284 13373 17330
 9046 16513 22243

Table B.13: LDPC code identifier: 100/180 ($n_{ldpc} = 64\ 800$)

690 1366 2591 2859 4224 5842 7310 8181 12432 15667 15717 16935 17583 19696 20573 21269
 2488 2890 6630 6892 11563 12518 15560 16798 18355 18746 19165 19295 21567 23505 23617 23629
 321 2844 2894 3986 4538 7599 7816 9831 10247 11556 16068 17249 18194 23043 23100 25938
 2503 2827 4771 5929 6400 7437 8054 10897 11633 14404 16133 17101 24425 24973 25086 25802
 1462 2099 3910 5131 5352 8832 9495 9624 10796 12906 13903 14724 14946 17708 21034 26612
 260 523 1427 3435 4517 9494 12594 12688 12726 14163 16537 17424 18424 20321 25101 28269
 2131 2407 4820 7167 11783 15249 15982 18761 22162 24593 24971 25831 26351 27005 28348 28793
 2089 5829 6119 7505 7758 8122 9870 12107 16656 17582 19115 23738 27646 27692 27862 28356
 2714 3288 3337 5013 6210 8080 9348 12919 13458 13621 18015 21024 24044 24761 25610 26317
 1305 3402 5830 7095 8852 9580 9793 11157 12725 14355 20659 21400 22289 23823 26250 27006
 12936 15702 23593
 3616 17219 18621
 1234 12759 26749
 396 3017 18360
 10664 21597 26165
 12986 14553 24818
 18403 21213 28302
 6515 18331 19413
 19649 26219 27483
 2538 15793 17528
 7871 9374 20785
 5494 8084 21558
 6691 7770 14306
 3247 7417 18827
 11615 15987 20081
 1527 15272 26042
 10540 15548 23849
 223 2601 25888
 2395 21465 28501
 19703 21589 27252
 12832 15726 25300
 3750 10030 16124
 401 6474 28682
 4424 19876 25563
 590 12853 14779
 25185 25539 25920
 6857 23329 25764
 3467 23205 23751
 9278 24364 25033
 14956 19104 22487
 21856 26163 27130

2067 17357 22055
50 14414 19142
306 445 16437
2260 13892 17608
8893 12230 16916
5943 8921 16380
5079 15385 21951
5108 6038 8513
2126 6749 7330
3814 11941 22949
2301 15416 26731
3498 14463 20417
2062 10434 10746
18128 18960 23452
13080 13129 27193
18818 24995 27087
7198 11948 23135
17206 18524 25811
5202 10030 10076
8497 23410 23991
1553 1968 13135
4426 10786 23259
92 7941 23045
6356 14028 23104
18319 20286 22984
5778 25335 26191
662 15922 27478
2920 9733 18974
15337 27509 27519
8659 25028 27723
14865 24564 26361
1383 21234 21770
10767 25752 25843
7717 14536 24248
278 2803 2966 3547 4128 4829 4981 6699 6716 14183 14239 15939 16996 19694 20073
3022 3087 10039 10174 11403 12146 13689 14934 17765 18121 18936 21818 27202 27532 28192
817 3888 4102 9441 10165 10941 18131 20028 22305 23832 25225 26228 27208 27245 27390
6346 7992 9053 11187 12124 16435 16850 21269 21580 22096 23700 24751 26264 27318 27576
1440 3291 5755 12247 12272 15394 15659 15764 16338 17373 18840 19597 19812 22415 27062
937 3118 8745 10933 12703 13906 14113 21442 21539 28140
247 2465 2918 3189 5886 11451 16862 17458 20908 26608
58 10104 11815 14429 16531 19797 24071 26021 28000 28489
4367 5710 7855 14203 18071 19336 19880 20166 26774 28554
191 1085 4068 7452 11739 15962 17501 19172 24130 28476
4961 19716 19964 23479 24004 24340 25537 27930
1688 2235 10464 15112 15134 25143 25910 28689
765 11839 17427 19754 21445 22034 23493 25296
277 7947 9952 12228 12595 16563 19758 21721
1575 2652 5226 8159 16624 25446 26417 26722
10571 17389 22602
1331 7875 18475
11738 13853 23914
9412 11361 26507
16877 23022 27060
2627 16649 22369
9446 14752 28540
4496 7705 22247
2439 19741 28550
6605 12623 26774

Table B.14: LDPC code identifier: 104/180 ($n_{ldpc} = 64\ 800$)

2087 6318 7314 8327 9453 12989 13156 13763 13819 16963 18495 19352 20510 20651 23379 23847 23953 26469
 2680 5652 6816 7854 10673 11431 12379 14570 17081 19341 20749 21056 22990 23012 24902 25547 26718 27284
 2142 3940 4724 4791 6617 6800 9349 9380 10073 10147 11750 12900 16044 16156 17769 21600 21669 22554
 1588 3097 4277 6181 6737 8974 9793 12215 12814 17953 18270 21808 22625 24390 25429 25750 25967 26391
 561 5825 7106 7166 7475 11844 12905 13559 13978 14176 14437 16070 16587 19792 20187 23754 26070 27232
 673 1783 4046 4887 5596 8390 9229 12315 14252 14415 14529 17837 20013 20032 22201 22487 24412 25792
 1261 1910 3767 6244 7050 7367 9230 12972 13229 13472 14287 14494 16776 20523 20738 21591 23622 25206
 1618 2106 3640 6304 7984 8158 9072 9311 12618 15746 16985 18923 20959 21267 23375 24052 24260 24827
 6256 6931 7276 7356 7832 12284 12405 13083 13602 14750 19021 20026 22661 23283 24427 25301 25982 27279
 2432 3076 3399 5305 7370 8406 8826 9237 10537 15492 15606 15619 16515 17562 19550 22525 24389 25740
 157 296 422 467 7125 9849 9997 15376 15506 16119 17153 17857 18639 23136
 1275 1439 6162 8258 9031 10207 10472 16004 16641 17140 21342 22191 23200 25753
 110 1073 6460 9208 10520 15833 15951 17494 18614 19970 20537 21512 21796 22135
 3771 5399 5885 7905 8302 8614 10205 11133 11459 16044 22701 25170 26255 27086
 1597 2640 2741 3790 5107 7470 9160 12078 12350 14020 18877 19507 22658 24290
 4957 5961 6263 8201 8579 9392 10133 11712 14757 15678 15718 19528 25107 25122
 870 4508 5944 7360 11724 15003 16387 19543 19893 20189 21942 23740 25686 25849
 131 2044 6731 7619 7787 9109 9841 10006 10275 13687 16522 18212 24457 25197
 504 1863 4246 5075 5448 6296 6930 11792 13736 14588 16340 17102 17807 26621
 1137 1168 2366 3818 4311 6806 8583 10850 12198 12357 21357 23243 23568 25003
 2353 11886 22548
 1680 9112 12175
 15126 16642 27030
 5571 5719 19190
 6232 13413 19728
 8197 12068 17122
 3220 3476 24534
 1630 4345 23890
 19815 20676 24443
 12761 14080 15937
 41 7963 23895
 7658 13020 27128
 1017 1447 3285
 2268 22921 26255
 261 13889 14175
 13925 18777 18987
 15136 24523 27156
 12008 18484 19299
 4304 9857 15134
 2966 9278 9737
 5469 15449 22259
 11359 14186 20635
 16453 21262 23629
 5613 7100 11104
 3959 14714 18116
 7465 13803 24660
 3939 7615 9891
 12249 16491 22373
 8734 14253 25616
 5781 18719 23894
 6208 6703 14626
 1284 4730 23920
 3920 13167 13366
 3925 7147 27268
 1926 12777 21092
 675 8186 22557
 487 9590 12433
 7090 16031 27037
 3083 10445 22950
 380 4663 7195

960 12754 20597
 1790 12476 24250
 11307 22121 22266
 3256 7625 12046
 11034 11800 17383
 6142 14781 19944
 2679 11106 22783
 7769 11060 15178
 7384 9851 20205
 14813 19271 22600
 3085 11637 19934
 6518 7995 19382
 11070 15498 26380
 248 16291 23824
 4989 19436 26642
 5954 16039 16042 20349 21326 24656 25427
 2558 6628 9167 16825 19069 20808 22617
 317 13859 14069 16104 18835 20040 26633
 2866 4153 5875 11698 15287 19719 25808
 536 6955 9735 16098 20694 24675 26881
 25 7316 9961 21037
 7823 19458 20404 25186
 7142 11057 17748 24788
 11315 12358 21583 21836
 8995 9326 12826 25981
 2281 10560 10674 19801
 5001 6655 26231 26542
 800 15131 18482 22621
 9060 12257 24786 25188
 3462 17201 18960 24462
 17631 26360 26425
 12774 20967 21391
 14701 20696 26807
 5931 13144 14022
 128 16460 26300
 801 9487 25937
 6153 11296 23054
 2749 14434 20049
 1732 7646 20402
 3839 11031 26022
 2159 20918 21407
 285 13785 24234
 1977 3899 7972
 4120 19101 23719

Table B.15: LDPC code identifier: 116/180 ($n_{ldpc} = 64\ 800$)

3880 4377 6147 6219 7873 8180 9157 10311 10862 15393 16522 17318 17609 18398 19290 19293 20296 22244
 1056 1647 5119 5201 6991 10038 10843 11614 11901 12026 14631 16749 16772 16915 17331 19235 19877 22763
 501 2634 2812 3085 3242 4952 5087 8334 8838 8993 12601 12849 13142 13852 14416 14444 15122 20692
 343 1183 5708 6798 6951 9154 9160 9508 9884 11874 11984 13737 14933 17208 21253 21822 22723 22898
 3332 4384 5137 8527 8749 10414 10536 12759 14769 16121 19255 19326 20283 20352 20629 20827 21226 22087
 60 3866 3895 4116 5631 6985 7205 7681 10031 12825 14266 14644 16396 17010 20221 20268 21729 21752
 61 1112 1392 1826 1910 4370 5910 6660 6943 7859 9628 10213 10701 12615 14453 17123 18667 20688
 880 2397 2669 7767 9683 9705 10430 13995 15972 16217 17187 18246 18869 21077 21884 21897 21927 22475
 748 1029 1446 2912 6784 6926 7710 11674 12014 12409 12438 14411 14723 15953 16020 17496 18230 19547
 1151 2295 2975 3082 6502 8269 9130 9629 10018 10235 14871 15834 17396 17777 19138 21871 22035 22927
 650 789 4632 4777 5004 8796 13479 14917 16826 16926 19144 20754
 1693 4906 5777 5907 6472 9792 11824 16134 16406 16440 18395 22338
 5172 5920 7987 9381 10573 11382 11512 13074 15755 16591 19518 20968
 1409 2508 6542 8993 10660 13691 14724 15597 19641 20809 21160 22767

895 1446 3298 4018 5250 6269 8897 9049 12052 15311 16199 20677
1 774 1248 2362 7019 8430 14321 14444 19664 21475
1714 1973 4155 7536 7975 9323 9997 10627 20959 21824
586 1907 2153 5914 7407 8311 8900 10060 18502 18818
805 1897 3019 7404 10055 11779 11982 15319 21802 21913
5276 5470 8725 11080 11939 17057 17960 18930 19814 22546
1227 10140 18999
849 17266 18364
4436 6167 14942
11103 14219 19204
6738 10043 20614
1885 3173 13934
2088 11344 20627
2668 6722 20336
11274 18439 21280
2223 15960 21282
6555 7521 11051
9037 11912 22911
12952 19885 21298
13696 16793 17228
1040 4501 6170
1025 4522 21287
1213 3817 12857
1392 6601 12468
835 16504 19633
634 16014 19619
6166 17343 21067
6583 16107 18382
5481 9653 18543
14634 15406 16179
1952 7810 16892
2271 12635 20456
8838 10469 20629
11400 16788 18756
230 11373 17104
17204 17733 20707
8465 13092 22087
8684 8983 10130
11468 13469 21366
9342 10115 19130
3184 9535 11802
13495 16231 19609
8911 12617 15190
508 8674 19422
4059 6197 8449
9440 11028 13468
1779 9358 13459
46 7370 15160
12118 17458 21853
320 4449 20048
12300 14502 21803
9019 19417 22280
1320 6434 7916
6850 10275 17099
301 5637 7309
8443 13673 16625
4943 15268 20252
13246 17809 18271
3230 8329 12330
1398 7959 18145
274 10500 12954
1326 2057 5453 6588 11514 11920 13687 14692 17684 22043

3921 7217 8693 10943 11769 12121 12618 19781 19932 20083
 2166 5206 5482 11453 13986 16877 18184 18822 21663 22611
 858 11727 13116 14705 15517 16109 17086 18439 19047 20321
 216 414 726 2616 6948 7028 8288 12164 21697 22606
 7441 14498 15308 17321
 1455 6627 10112 13652
 7448 7945 17043 21758
 2947 7933 11624 14237
 514 4014 20406 22226
 4454 9815 11696 13946
 7787 11797 13113 15796
 2363 4379 21733 22277
 8437 16504 16527 21350
 8932 14444 15680 19635
 1273 11365 15443
 3533 11221 13249
 687 1927 14403
 3914 4221 8791
 12479 15622 17384
 14928 20923 22283
 7729 13750 15716
 88 12409 19522
 6852 16166 21884
 1204 12049 16487
 11178 11226 15971
 6382 14361 16863
 10195 10247 18188
 1819 5834 8434
 286 3333 21431
 13950 15188 17771
 10198 14887 16751
 13811 18307 18337
 1210 18076 21869
 5717 8482 11896
 6501 15625 17792
 3965 4494 20272
 1589 9900 14472
 288 9421 12009
 2177 4626 16605
 710 4696 18127

Table B.16: LDPC code identifier: 124/180 ($n_{ldpc} = 64\ 800$)

1083 2862 3815 4075 5519 8003 9308 10029 12476 12949 13759 13918 14303 15028 19737 19953
 392 3781 6086 8378 9952 10531 11369 11954 14808 14948 16585 16682 18445 18960 19085 19423
 3023 3727 4797 5104 5342 5994 8138 9758 10146 11758 14763 15300 15640 17947 18690 18864
 854 1259 2147 3861 4258 4949 5555 5940 9454 14940 15521 16393 17029 18789 18810 19840
 4404 6608 7232 7534 7721 8079 8558 9851 11560 11968 12678 13410 15908 16918 18108 18437
 519 1591 1600 1964 7706 9481 10789 11068 13056 13373 13759 14323 14999 15505 17366 18254
 545 673 2257 4060 4289 4897 5287 7318 8511 13835 14540 14948 15475 16718 17907 18067
 1949 3426 3440 4679 5103 8692 8987 10075 10923 11162 11625 12805 13749 17487 17807 18802
 858 1969 2178 2421 2592 2764 3504 7084 9227 9349 9960 10592 18149 18974 19010 19891
 3282 5061 5908 6929 7551 7927 8116 8388 11305 11379 12527 13982 14343 15064 16259 19602
 3730 8198 8789
 1515 6545 9678
 12411 14800 17119
 1000 15382 18607
 977 1525 5376
 4464 7676 8937
 3684 6730 9836
 10203 10305 18629

2214 4904 10873
690 7077 12623
3094 11228 16285
2583 5278 16500
4253 13495 14465
3323 17768 19548
7670 12892 18704
373 14868 16337
8886 17314 17578
10636 12385 19530
5734 14030 18619
3298 4905 10156
332 19282 19924
15 8741 16429
11482 14807 15426
6055 12144 14026
1095 5737 10525
813 965 4520
808 8546 14057
3195 3814 14683
1184 17287 19477
12411 13207 18549
2639 12198 15656
3527 5555 14387
5563 10402 19122
4538 13134 18766
731 3368 5865
1253 2238 8820
2764 11942 16705
6375 18789 19594
3387 11299 14192
2486 2729 8580
3096 5778 10416
2513 10609 14018
2508 10361 15415
5368 6612 17415
1998 5687 17627
2711 16277 17350
5213 5820 9217
5744 17794 19180
9095 15302 19441
10031 12094 18856
739 6709 11785
1496 10418 15753
9437 11589 19552
7484 9656 12381
2371 7237 7794
748 7213 9835
1930 6418 8683
5482 15289 18623
10791 15731 18781
3622 5730 14230
1169 9420 19665
10170 13288 14142
3855 7239 18843
816 16956 19454
3179 5689 16584
4313 6450 8761 11594 13187 14029 14509 14944 16947 17850 18270 18390 19934
1680 2214 3859 3994 4276 6984 12261 13869 14696 16303 16467 16756 19754
433 1009 3169 6825 7128 7294 7327 8175 16653 16657 17314 18598 19472
1473 2110 2777 5217 5902 7136 7797 8650 9116 11267 14270 15342 18291
349 2892 4148 7493 10142 13920 14079 14423 15229 16255 16808 18248 18362

5879 7078 7457 9493 10771 11010 12068 12994 13007 13109 17983 19531 20087
 483 804 993 1078 1822 4646 4658 5458 8116 8443 10056 13440 18939
 490 865 1309 4339 6434 8210 9248 10588 13094 16476 17620 19378 19708
 163 899 2396 4212 6157 9036 11116 13295 13928 15111 16312 18369 19470
 985 1298 3213 5145 6917 7136 7183 10870 11329 12295 13466 14989 17909
 89 582 812 1761 5157 6039 7843 8418 8747 11575 13169 14160
 1871 2701 3252 7399 7646 9785 11274 17041 17361 18899 19430 19691
 1328 2165 2722 4120 4132 9855 10802 14441 16771 17679 18611 18718
 1166 3128 8585 9843 10411 12365 14141 15156 16987 17484 17702 19204
 943 952 4108 4832 6706 9245 14304 16528 17055 17698 18419 19526
 1340 7429 17768
 10358 12400 16483
 1070 4760 10051
 6992 8645 9886
 756 7962 17532
 13063 17794 18323
 630 9881 20052
 5786 7779 15441
 5049 5860 16575
 10021 13811 20097
 2167 6374 19993
 1412 4441 11765
 14750 17242 18319
 507 1756 18791
 2277 6901 9690
 14828 15959 16658
 4687 6452 16770
 465 11415 13696
 13370 15379 16190
 2988 12683 16796
 6382 14227 14295
 17221 18167 18379
 9656 9841 10968
 16917 19014 19869
 15255 15400 17505
 6403 15345 16248
 6794 15772 18005
 3252 12230 12246
 9062 9082 10245
 405 9373 19195
 5987 6006 6026
 2865 2887 2896
 14889 14898 14924
 7791 7800 7809

Table B.17: LDPC code identifier: 128/180 ($n_{ldpc} = 64\ 800$)

790 1010 1064 2157 2569 3499 4637 4951 6789 8177 9888 10800 13254 13829 17946
 597 693 862 900 4750 4897 5410 5441 6491 8815 11894 13411 13696 14103 18413
 903 2779 2996 6100 7489 7560 8637 8853 10078 11372 12040 15911 16944 17059 17771
 1761 2084 2099 2232 3114 3120 7062 10527 10823 11945 13918 16359 17110 17654 18370
 677 1080 2329 5100 5106 6261 6383 10953 11968 12186 13266 14451 16092 17760 17871
 1069 3672 5304 6102 6907 8087 9477 9654 11581 14650 14808 14920 15397 16179 18595
 327 1161 2624 4494 4516 5555 6928 7455 7959 8734 8933 9753 10614 16263 17689
 1922 1932 6481 7488 7722 8836 10326 10633 11184 12555 13485 14155 16373 17486 18331
 1056 1624 1991 3585 6052 7838 10123 11470 14228 15146 16166 16390 17630 17679 17774
 295 3429 3587 4597 5017 5105 5136 5827 7308 8266 9632 11612 14879 16167 18491
 1523 1615 3368 6253 8510 9070 10020 10368 10718 11882 12014 15077
 421 3234 4290 4808 4983 9992 12569 13331 14457 15853 15943 18318
 583 2081 4320 6268 6284 9084 9638 10941 13335 15062 17310 17667
 573 5180 5758 5813 9655 9892 10763 11209 11717 14760 14972 16395

151 1917 4190 5573 5629 6725 9653 9974 10008 11971 15132 18170
132 1270 3074 7215 7878 8266 11875 12274 13134 15084 17120 17556
845 2417 2435 5875 7758 7807 12521 13907 16400 17778 18260 18370
2848 4714 5924 6507 7595 8422 9281 13140 13276 14589 15269 15943
278 931 1186 3588 4072 6943 8429 9348 9863 10056 14376 15846
3480 3887 4932 5888 10246 10281 11065 11434 12290 12345 12635 13917
528 14523 18426
4127 5613 9647
8777 15790 18168
3491 5608 10216
5154 8811 16363
437 2834 3470
9675 12773 17150
2456 7748 8623
3758 14333 18097
3969 17136 18610
6745 13708 18656
6152 10273 13316
7822 14888 15541
15501 16598 18531
2497 8828 15453
3443 6899 7293
3721 13954 15822
719 13335 15342
1566 7588 8362
8644 13389 17476
1513 8257 15942
2620 7224 15557
7696 12178 17371
5285 8439 11367
4961 7657 17125
11382 11542 16823
2429 7538 10992
680 7651 10178
6794 11231 18328
1195 12837 15710
1156 17454 18260
6541 10062 17436
70 282 7519
608 1919 7299
3339 11187 15788
4771 12599 13753
1822 4233 10561
5233 14135 15888
4109 14837 18717
3011 15644 17342
10668 11462 15065
2486 6822 7486
3851 6182 11215
595 11064 15525
9738 10045 14128
929 2222 11949
10950 12273 15503
3672 6760 9589
3583 5887 8907
13351 15134 17291
7770 9928 12542
268 10496 17937
1318 2938 6971
428 1791 9729
6895 8896 10420
2946 4619 6209 7377 7931 8740 9223 12171 12985 13795 14141 16233

217 958 995 3144 5905 6178 6596 10427 15013 15669 16343 18465
 357 2579 4550 5223 5890 7642 7900 8441 13416 17740 18131 18679
 894 1776 1852 3262 5830 6008 7877 9570 15838 16029 16176 16583
 2190 2698 3277 4748 5575 6822 8356 9692 11406 11697 12991 15275
 9695 12587 15112 17987
 5221 5710 15272 17606
 3068 9034 11853 17189
 2503 7618 9336 15768
 2069 2258 7450 10219
 778 8645 12173 12429
 6960 9073 12411 15065
 3515 5848 12776 15706
 4725 5967 15682 17350
 12416 14871 16503 18679
 4218 13329 17613
 752 6184 9180
 3188 3971 11453
 2580 17414 18001
 10285 13728 15896
 612 10652 12442
 7637 7724 15724
 1427 15130 15355
 77 5271 8934
 3121 10373 11930
 11913 12253 15701
 6582 9841 10243
 11595 16319 16332
 6402 11107 14899
 4593 5442 9630
 1321 3877 17467
 1335 10771 12311
 24 16695 18578
 11396 17644 18618
 7306 14777 15287
 1809 5769 10827
 137 3555 5186
 201 3340 10470
 8954 12160 17867
 6744 9179 14780
 3280 9637 17720
 1867 10642 14613
 4292 7451 14924
 1621 13335 16834
 8289 14826 15302
 3610 12151 12159
 3968 3976 5492
 3491 14734 17314
 3774 8427 10437
 3128 4202 15889
 3821 9781 10862
 8264 9191 12337
 1476 8123 8946

Table B.18: LDPC code identifier: 132/180 ($n_{ldpc} = 64\ 800$)

214 632 923 3251 6036 6570 8258 9462 10399 11781 12778 14807 15369 16105 17153
 652 1565 3710 3720 4603 7139 7817 9076 11532 13729 14362 15379 15488 15541 15777
 98 130 520 622 1806 2474 3378 4773 6896 7533 7744 11317 11511 11574 15853
 95 1168 2985 4995 5032 5310 6932 8571 9181 9193 9896 10257 12336 12811 14754
 1178 1969 2935 3432 3628 4814 5218 5676 6214 9953 10421 11091 13574 13772 15191
 2356 7171 8062 8652 8801 9917 10037 10164 10671 10975 13460 15594 15936 16378 16711

1401 3622 4493 5190 6908 7193 9583 10283 11832 12152 12609 13343 13427 13839 15591
485 4930 7552 7574 7629 8514 10870 10888 11614 11774 12414 13159 15555 16874 16897
203 711 1373 5149 7271 8191 8523 9012 9645 11391 13989 14402 15572 16490 16985
1020 3606 4996 5016 7632 9959 11098 11792 12649 12859 13381 14579 16204 16899 17030
3653 4711 4777 4779 5203 8250 10671 12130 12449 13340 14148 14853
3209 4098 4415 4777 5358 6681 8049 9805 10139 15608 15628 16532
37 279 2890 3692 5680 7136 10862 11442 13688 14572 14978 16246
150 2430 2659 3909 8619 9432 12372 12720 13213 14635 15316 15727
759 7725 8548 10772 10897 11392 12273 13619 14465 14488 16191 17039
499 2346 4909 4998 6555 10631 12374 13539 13954 14728 14768 16213
286 458 1072 1982 3593 4541 5803 7260 7681 10279 15178 15701
683 850 1430 4534 4990 9870 10385 10508 12633 13516 14763 15297
1304 1620 2788 4431 8333 10080 11887 11994 12430 12578 15816 16317
1020 2376 3071 4752 7844 12085 12338 12790 13930 14874 16264 16947
2917 14555 16711
7491 9627 11576
863 2959 15686
3115 3698 4721
1992 6059 9232
6038 7185 14573
1340 3421 3694
4609 8628 12390
2208 8716 8858
13808 15922 16148
2249 11974 16896
5853 13225 13788
815 4711 6530
2209 2468 14725
4410 5415 13854
6355 6825 15280
309 9537 16469
8068 13746 14396
9323 10747 15016
6903 8218 11652
680 3121 8534
7311 10942 15810
877 965 6600
1742 5760 12311
3137 4854 11102
2422 7181 7657
11818 13570 15583
6318 13695 13717
3866 5279 6931
10864 15450 15719
4540 7389 17179
4951 15064 16397
7605 10323 11651
4137 6356 7204
5439 10310 14018
12843 13416 14274
2804 9644 10370
11150 13275 14293
5134 5240 11495
864 2151 13541
736 13561 17218
8287 13491 16780
5718 15660 16593
8455 13981 15971
9467 14810 16276
2229 3946 8111
7217 7241 12272
67 3678 5473

6684 10779 16599
9465 12372 16208
6794 14248 16412
2214 10815 11926
3021 6374 12487
3950 6042 9573
7939 11686 14299
350 3529 4079 4256 5849 7190 8860 10139 10232 10819 11381 14147
317 992 2421 3962 4699 6659 7506 10225 10422 10631 12471 17133
1042 1396 2353 2995 3377 5431 5872 6507 6958 8392 10521 15036
2799 3188 3338 4212 5257 6667 7299 8647 9365 9822 15393 16334
1095 1357 1964 2027 3439 5975 7077 10182 11538 12085 14873 15081
5063 15980 16044 16895
2675 3343 8369 15958
186 10209 12824 14269
4306 6720 10338 16589
2260 7944 10926 16496
821 2379 3453 11530
818 3049 7651 16046
2127 3717 10120 15916
3267 11412 13437 15833
1386 7706 15875 16377
508 11392 13620
4097 14269 15322
9921 12311 12914
7184 10571 15214
3917 8952 11193
1241 11798 14788
10457 14430 14892
5603 14302 16388
427 2770 6440
9317 10050 14671
3199 5089 5353
7239 7411 13299
306 1674 14551
816 7484 12448
706 13444 15695
554 4597 9489
2104 6359 12468
9266 10617 11381
3277 3793 6604
1731 1887 9707
885 5432 7884
1786 8137 13590
5024 6886 16155
2777 7172 8568
3551 8533 13805
3299 8732 15678
633 9789 14366
11345 14813 16179
1216 5414 13845
5832 7474 10047
1074 3156 9228
4090 7614 10391
2624 5520 13591
3462 12548 12556
2027 11569 14106
1821 3571 8001
3979 7285 9173
11161 12334 16935
2642 8811 8819
5359 11128 13310

200 6362 9809
1174 8836 13549

Table B.19: LDPC code identifier: 135/180 ($n_{ldpc} = 64\ 800$)

15 865 1308 2887 6202 6440 7201 9014 10015 10041 11780 13602 14265 15506
1054 1416 2903 3746 3753 7608 9121 11097 11761 12334 14304 15284 15489 15860
388 942 2207 2627 3453 6684 7105 8633 9292 9413 11574 11789 12990 13558
896 1802 2100 4497 6650 7324 7693 11232 11848 12625 12982 13238 13719 15260
2165 2313 3930 5231 9263 10942 12167 12938 13529 13806 14792 15118 15304 15970
286 951 1083 3401 5527 10235 10417 10717 12204 12522 12974 13623 13645 13721
895 2500 3051 4393 4686 5972 7932 8025 8731 9744 10323 10619 14961 16054
1631 2304 3149 3453 4133 4459 5442 7051 8622 10051 10791 11566 12754 14016
2747 4371 5647 5694 5899 8378 8965 9917 10472 12163 13349 14760 15005 16196
1119 3605 4141 4969 6694 7031 7748 8800 9268 9982 10605 11768 12185 12254
2825 3983 3991 6410 8249 8457 8770 9183 12028 12213 12448
604 1720 2373 2919 7212 7867 7967 8044 10466 13860 14417
301 1594 5664 9711 9763 10804 10816 11681 11842 12204 15041
47 555 1796 2032 3923 5175 5204 7322 12008 15192 15273
2564 2827 4053 4355 5383 6611 7951 10231 10605 12712 15035
2243 3129 5665 9703 9913 10101 10212 13549 14952 15661 15696
204 775 3771 5704 7007 7095 7543 9656 12426 12882 15545
4224 4480 4521 5860 5993 6200 6810 8966 13588 13658 14863
528 2425 4261 6534 9097 9746 10277 11570 11722 12614 14288
3612 4482 6901 8453 8546 9588 10302 11161 11365 14894 15018
3742 10567 16199
7133 9058 11953
6322 6923 15941
8088 9184 10475
677 2998 15174
4761 5594 9851
2307 13609 15098
4022 12283 12286
5993 8346 11208
3910 15175 15351
6964 10422 13372
6125 13835 14292
6234 7466 8536
4785 6567 8576
6743 10561 14130
1735 7324 11459
3414 5686 12861
5457 13085 14942
2789 9707 10189
3474 7428 8655
393 4691 5694
4825 8033 15186
1458 4367 5864
5843 11855 14660
7748 8189 15486
4810 13665 13848
5818 6651 8375
693 5872 7945
172 11594 12687
5430 12616 15658
6934 7909 11246
3637 12306 12362
3471 5213 9689
14049 14507 15642
2668 3016 15757
3740 7546 12925

6446 14217 15795
6834 12517 16183
6930 8193 10296
4279 5463 11460
197 1031 3531
9722 9899 11678
2962 7375 15462
181 2986 13487
908 3631 15042
3273 8070 10865
4099 6682 15571
2864 6393 12639
6486 7891 14560
10819 11213 13405
71 6734 8450
3467 5016 15956
6267 10180 15388
1625 2994 13339
2517 4489 7357
27 454 1440 1874 2627 6126 8518 9120 10144 13007 13892
439 991 5000 5256 7215 8109 8680 10694 12078 13454 15221
1162 4754 5101 5940 8304 10907 11008 11528 13514 13837 15230
1230 1618 2547 2922 5619 7415 12126 12406 14378 15306 15408
140 446 3378 3908 6904 7783 8587 10420 10630 12602 13597
1004 3374 7234 9291
8358 8550 8658 11681
3669 7500 8610 10360
4892 9971 11846 13233
329 1735 2397 13639
12658 12789 14985 15091
8580 8769 9451 15185
2383 3542 4270 8840
1379 2256 2452 15454
1457 6459 7332 12968
5323 7398 14302
6056 9938 10618
104 6041 12225
4895 14004 14522
1942 6495 6826
8262 15584 16179
11604 12644 12874
3538 9506 15206
666 6038 8853
5941 8753 12449
6500 8604 16045
7937 12018 12966
8164 14164 14528
867 6180 10192
3403 5208 10213
1752 7835 11867
1576 6993 11260
2245 8237 14506
1284 1807 5480
9778 10034 13115
8398 13975 15705
6906 7770 8242
1896 3277 10631
2168 6889 8036
1616 6908 11754
11353 13863 14389
2514 7212 12887
5661 6511 10622

4690 8892 10754
 12200 12486 14850
 4663 15405 15949
 302 309 1904
 5265 7100 7105
 4996 7928 11084
 5425 10367 15826
 6766 8245 11914
 8091 13882 13887
 1308 1348 7944
 4730 10272 14249
 5001 5838 11633
 3687 4732 15948
 285 5437 10939
 7254 10928 11235
 2038 6236 14036
 9407 12341 16040

Table B.20: LDPC code identifier: 140/180 ($n_{ldpc} = 64\ 800$)

66 862 939 3380 4920 5225 5330 6218 7204 7532 7689 9135 9363 10504 10694
 1993 2656 4602 6079 7569 7724 9038 9647 9979 11845 12641 12783 13451 13661 14166
 1360 2046 3315 3423 3974 4747 6535 6632 7261 8173 8391 9517 9928 11749 11761
 3373 3910 3965 4146 4171 6195 6384 7642 9337 9563 9716 11490 12393 13068 14016
 244 2500 3970 6097 6208 6669 7479 7667 8234 9367 10437 11623 12138 12212 12454
 665 1162 1990 2144 2356 4400 6032 9336 9988 10693 11378 12021 12582 13874 13958
 1129 1527 1725 1902 2039 2107 3241 5991 6086 7866 10793 11132 11318 13636 14100
 611 2141 2552 2602 3049 3185 5339 6495 7390 8033 9068 10844 10977 11047 13995
 2805 4137 4523 4841 7408 8551 8667 8749 8979 9232 9934 10345 10634 11646 12771
 144 1120 2295 3469 4991 5613 7186 7858 9116 9328 10850 11492 11837 12155 13103
 803 1580 1797 4719 6743 7061 7753 8376 9046 11635 11721 13350
 1432 3534 4822 6282 6412 7180 7619 7936 11278 12531 13074 13084
 2013 2575 2887 3930 4725 5498 5625 6209 6836 7268 9062 10950
 515 1037 2033 2624 3044 6028 7163 8729 8772 10358 10659 12466
 464 1685 2749 3321 3778 5322 5386 6294 7928 8871 10278 13040
 408 829 1672 2667 3077 3545 3703 5213 5381 7937 8474 13126
 1617 2490 2636 2723 5431 6975 7159 7900 10849 11572 11887 12462
 1402 2373 6408 6656 6704 8040 8841 9541 11818 13891 14006 14239
 1388 2078 2136 3514 5090 8083 8510 9200 9814 11142 11625 12980
 561 1659 2611 3085 3367 3804 6021 6209 6348 8282 8475 11386
 2457 3223 4495 4869 5314 5774 6532 6552 8987 9196 9199 11591
 627 1069 3015 3048 4275 4545 4617 5606 6070 8237 8659 8953
 1028 4096 5253 6370 8087 8382 8950 8984 9618 12843 13519 14356
 560 604 663 2209 2709 4421 6291 7322 10054 11747 11997 14192
 361 938 993 2884 3386 9431 9798 10155 11892 12184 13140 13808
 1045 5017 9862 13620
 205 3913 9136 13316
 2994 4307 10330 13439
 2437 6367 9411 10505
 5546 6653 7663 12391
 2825 3446 5803 11254
 1459 5988 7895 9221
 3968 6470 7739 12977
 3298 4154 12918 14282
 8890 9389 10144 12801
 2529 3668 10005 11652
 4558 8324 10112 12696
 491 6153 11815 12813
 1300 12716 13107 13847
 5542 6160 11226 12846
 5206 9994 11133

7113 12088 12802
950 1805 8437
4411 10474 12911
3599 7495 8984
4751 10097 10284
67 5056 11979
10633 10770 13585
1198 3963 9181
746 4895 11288
7724 8170 9246
6542 8235 8589
1512 4603 11098
7082 13053 13985
3887 9094 10355
3417 6588 12800
4151 5569 8184
5557 8162 12572
2565 6091 6359
2792 4430 6281
7936 10786 11229
677 3184 12460
2468 2884 11714
87 2318 9383
976 3614 10292
969 3180 14286
7818 12285 13535
3471 10797 11502
3552 10568 12836
1386 6971 13457
987 7598 9275
5039 13533 13739
1854 5210 11261
10603 11753 12263
722 1030 12267
2720 5083 5350 9274
3377 8717 9414 12039
1355 6452 10130 13008
5112 7583 9971 10955
4633 8781 12791 13607
1535 5803 8062 10467
2326 8224 9176 12082
939 8480 11823 13045
380 425 4943 10388
4001 4293 7887 9858
3734 3746 9929 12310
1592 6062 6419 10292
101 2538 6316 13640
3038 5921 6156 6529
3820 10279 12229 12404
761 3735 8874
4985 9636 14004
1744 2501 9257
3223 7816 10249
765 2768 5363
4911 5948 13726
6745 9749 11658
1373 4860 13952
120 407 13132
862 2571 3681
3706 5914 8019
7465 10479 12795
441 1017 1563

6638 8730 10379
 3229 4169 11333
 1181 7252 11670
 1090 4576 8680
 943 9116 11566
 3180 7882 12535
 2944 4411 12747
 3153 5618 7782
 428 2208 10359
 447 6906 12192
 8495 11164 12870
 641 6397 11868
 4165 4534 11544
 4594 7957 11969
 3667 4604 7920
 2253 4617 13638
 1099 4214 6076
 461 8085 9875
 8128 13331 13740
 8527 9749 12563
 4216 6105 12391
 6583 13362 14130
 566 2898 4772
 4048 7696 8342
 539 5111 9923
 931 3789 7276
 5306 13717 13901
 1540 11240 11353
 1845 2752 6810
 8553 10094 10228
 9625 12761 13252
 4518 4526 9215
 5394 6447 10864
 7497 11962 12795
 2679 3310 3743
 2764 10853 12702
 6409 9498 10387

Table B.21: LDPC code identifier: 154/180 ($n_{ldpc} = 64\ 800$)

726 794 1587 2475 3114 3917 4471 6207 7451 8203 8218 8583 8941
 418 480 1320 1357 1481 2323 3677 5112 7038 7198 8066 9260 9282
 1506 2585 3336 4543 4828 5571 5954 6047 6081 7691 8090 8824 9153
 164 888 1867 2685 2983 4071 4848 4930 5882 7085 7861 8545 8689
 766 1004 1143 1782 1996 2506 2944 3094 4085 5728 8634 8737 8759
 199 341 2068 2100 2708 2896 4173 5846 6167 7798 9101 9159 9329
 617 752 1647 2258 2597 4708 5808 6726 7293 7800 7988 8825 9055
 315 408 620 1256 1985 2560 3226 5526 6463 6927 7223 7505 7669
 1361 1528 2397 3246 3370 4333 5167 5333 7409 8075 8197 8279 9138
 665 876 2039 2703 2864 3485 3767 4823 7275 7599 8274 8694 9334
 1160 1717 1750 2158 3040 3506 3764 3828 4261 4292 5134 6789
 1857 2119 2952 6145 6897 7582 7639 8032 8080 8181 8221 8454
 421 794 1511 2166 2489 3936 4288 5440 5901 6490 7266 8858
 456 2565 4071 4395 4451 4888 5338 5351 6608 7602 7835 9024
 617 912 3362 4085 4404 5050 5244 6043 6444 6721 7414 8353
 4535 7597 7853
 2632 4652 6491
 877 1378 8828
 434 3309 8607
 1075 2525 4103
 958 2220 3471

2256 4350 7277
1731 4306 8524
470 6369 9026
2605 3171 8760
1886 4900 7558
3825 4488 9230
228 3806 8101
3607 7835 8035
5280 7413 8380
2606 5100 5549
2309 4329 8570
1577 4746 7473
2939 4664 7327
2440 8572 8912
4143 8221 8561
3982 5316 7329
387 745 5199
2563 4077 9076
1428 6482 9178
4600 7640 8483
3918 5239 5388
2006 6768 9041
5766 7058 7758
2741 3382 5713
116 1863 4193
2339 4499 8437
1799 5408 6711
6937 7536 8100
8313 8388 9277
1743 3100 7424
1959 2130 2230
5007 6692 7748
808 3333 5951
1719 7648 8645
102 2996 6153
739 2765 6496
1107 1760 7023
1067 2666 9235
1125 3760 8095
2047 3143 6383
2698 3440 5405
1746 1854 1965
380 3171 5816
4155 5210 9325
2290 2658 3766
167 6239 6635
1338 1541 5813
6148 6574 7436
3598 3777 6367
731 4247 8887
2152 2600 8950
3774 4099 6605
2819 3315 6492
1195 3774 7126
572 2723 3467 3509 5379 6756 6853 7335 7973 8087 8202 9000
817 3136 3533 3732 5001 5148 5202 5402 6602 7236 7605 8275
185 325 591 1559 1635 2826 3352 3634 3937 5814 8101 8133
758 1780 1965 2932 4010 4621 7103 7249 7328 7878 8754 8805
528 1433 2926 3557 3780 4650 4671 5253 5488 5517 5681 8300
1172 2131 3702 4455 4504 5216 5920 6371 6660 7953 9036 9185
639 1572 1714 1957 3145 5123 5330 5419 6418 7163 7237 9235
166 486 708 1071 2179 3700 4756 5606 5685 6426 6467 6902

462 486 735 2065 2558 3196 4006 5344 5617 7451 8141 8436
435 3016 4173 4235 4415 4731 5396 7340 8002 8155 8279 9081
560 2200 2649 3690 8636
4156 5971 7133 7480 8218
1398 2219 3796 4877 6376
506 1284 6906 7288 9131
643 1661 5057 8011 8241
859 3508 5030
575 3942 6198
3472 5037 8710
3850 8080 9216
3203 8128 8836
3059 5057 8120
3804 6339 8539
2355 6922 8235
2035 2133 7090
4787 5994 6966
1484 4897 7766
3977 7211 7682
3030 4150 7823
516 2443 7919
5120 5715 6141
1551 6029 7124
1995 2156 6952
4686 4944 8175
2763 4667 7284
3648 7312 7361
333 3231 4029
692 2273 9068
15 3757 7203
2870 4217 8458
1501 2721 6548
92 2144 6570
1846 4578 7972
2999 3542 4001
1658 8479 8763
4169 6305 7774
2357 2475 8504
1418 1516 3587
2715 2754 7789
1765 2387 8858
5115 8712 9029
160 2544 5818
1600 3668 7706
1589 3143 7396
3310 3953 8862
2054 3075 4821
4061 4355 6130
2086 2534 4831
4229 4981 9057
24 5398 6062
1370 7446 8116
409 1199 6499
1088 1648 7267
176 8059 9351
558 3830 4748
4772 8116 8277
1253 2418 3450
5305 5679 7537
437 561 7932
3058 4317 9184
382 1516 6576

471 6158 7469
 5 955 2716
 964 5239 8890
 727 738 4868
 7443 7560 7580
 2075 2266 8918
 4021 4267 6797
 6103 6111 8823
 6523 6531 9063

Table B.22: LDPC code identifier: 18/30 ($n_{ldpc} = 64\ 800$)

113 1557 3316 5680 6241 10407 13404 13947 14040 14353 15522 15698 16079 17363 19374 19543 20530 22833
 24339
 271 1361 6236 7006 7307 7333 12768 15441 15568 17923 18341 20321 21502 22023 23938 25351 25590 25876
 25910
 73 605 872 4008 6279 7653 10346 10799 12482 12935 13604 15909 16526 19782 20506 22804 23629 24859 25600
 1445 1690 4304 4851 8919 9176 9252 13783 16076 16675 17274 18806 18882 20819 21958 22451 23869 23999
 24177
 1290 2337 5661 6371 8996 10102 10941 11360 12242 14918 16808 20571 23374 24046 25045 25060 25662 25783
 25913
 28 42 1926 3421 3503 8558 9453 10168 15820 17473 19571 19685 22790 23336 23367 23890 24061 25657 25680
 0 1709 4041 4932 5968 7123 8430 9564 10596 11026 14761 19484 20762 20858 23803 24016 24795 25853 25863
 29 1625 6500 6609 16831 18517 18568 18738 19387 20159 20544 21603 21941 24137 24269 24416 24803 25154
 25395
 55 66 871 3700 11426 13221 15001 16367 17601 18380 22796 23488 23938 25476 25635 25678 25807 25857 25872
 1 19 5958 8548 8860 11489 16845 18450 18469 19496 20190 23173 25262 25566 25668 25679 25858 25888 25915
 7520 7690 8855 9183 14654 16695 17121 17854 18083 18428 19633 20470 20736 21720 22335 23273 25083 25293
 25403
 48 58 410 1299 3786 10668 18523 18963 20864 22106 22308 23033 23107 23128 23990 24286 24409 24595 25802
 12 51 3894 6539 8276 10885 11644 12777 13427 14039 15954 17078 19053 20537 22863 24521 25087 25463 25838
 3509 8748 9581 11509 15884 16230 17583 19264 20900 21001 21310 22547 22756 22959 24768 24814 25594 25626
 25880
 21 29 69 1448 2386 4601 6626 6667 10242 13141 13852 14137 18640 19951 22449 23454 24431 25512 25814
 18 53 7890 9934 10063 16728 19040 19809 20825 21522 21800 23582 24556 25031 25547 25562 25733 25789 25906
 4096 4582 5766 5894 6517 10027 12182 13247 15207 17041 18958 20133 20503 22228 24332 24613 25689 25855
 25883
 0 25 819 5539 7076 7536 7695 9532 13668 15051 17683 19665 20253 21996 24136 24890 25758 25784 25807
 34 40 44 4215 6076 7427 7965 8777 11017 15593 19542 22202 22973 23397 23423 24418 24873 25107 25644
 1595 6216 22850 25439
 1562 15172 19517 22362
 7508 12879 24324 24496
 6298 15819 16757 18721
 11173 15175 19966 21195
 59 13505 16941 23793
 2267 4830 12023 20587
 8827 9278 13072 16664
 14419 17463 23398 25348
 6112 16534 20423 22698
 493 8914 21103 24799
 6896 12761 13206 25873
 2 1380 12322 21701
 11600 21306 25753 25790
 8421 13076 14271 15401
 9630 14112 19017 20955
 212 13932 21781 25824
 5961 9110 16654 19636
 58 5434 9936 12770
 6575 11433 19798
 2731 7338 20926
 14253 18463 25404

21791 24805 25869
2 11646 15850
6075 8586 23819
18435 22093 24852
2103 2368 11704
10925 17402 18232
9062 25061 25674
18497 20853 23404
18606 19364 19551
7 1022 25543
6744 15481 25868
9081 17305 25164
8 23701 25883
9680 19955 22848
56 4564 19121
5595 15086 25892
3174 17127 23183
19397 19817 20275
12561 24571 25825
7111 9889 25865
19104 20189 21851
549 9686 25548
6586 20325 25906
3224 20710 21637
641 15215 25754
13484 23729 25818
2043 7493 24246
16860 25230 25768
22047 24200 24902
9391 18040 19499
7855 24336 25069
23834 25570 25852
1977 8800 25756
6671 21772 25859
3279 6710 24444
24099 25117 25820
5553 12306 25915
48 11107 23907
10832 11974 25773
2223 17905 25484
16782 17135 20446
475 2861 3457
16218 22449 24362
11716 22200 25897
8315 15009 22633
13 20480 25852
12352 18658 25687
3681 14794 23703
30 24531 25846
4103 22077 24107
23837 25622 25812
3627 13387 25839
908 5367 19388
0 6894 25795
20322 23546 25181
8178 25260 25437
2449 13244 22565
31 18928 22741
1312 5134 14838
6085 13937 24220
66 14633 25670
47 22512 25472

8867 24704 25279
 6742 21623 22745
 147 9948 24178
 8522 24261 24307
 19202 22406 24609

Table B.23: LDPC code identifier: 20/30 ($n_{ldpc} = 64\ 800$)

692 1779 1973 2726 5151 6088 7921 9618 11804 13043 15975 16214 16889 16980 18585 18648
 13 4090 4319 5288 8102 10110 10481 10527 10953 11185 12069 13177 14217 15963 17661 20959
 2330 2516 2902 4087 6338 8015 8638 9436 10294 10843 11802 12304 12371 14095 18486 18996
 125 586 5137 5701 6432 6500 8131 8327 10488 11032 11334 11449 12504 16000 20753 21317
 30 480 2681 3635 3898 4058 12803 14734 20252 20306 20680 21329 21333 21466 21562 21568
 20 44 738 4965 5516 7659 8464 8759 12216 14630 18241 18711 19093 20217 21316 21490
 31 43 3554 5289 5667 8687 14885 16579 17883 18384 18486 19142 20785 20932 21131 21308
 7054 9276 10435 12324 12354 13849 14285 16482 19212 19217 19221 20499 20831 20925 21195 21247
 9 13 4099 10353 10747 14884 15492 17650 19291 19394 20356 20658 21068 21117 21183 21586
 28 2250 2980 8988 10282 12503 13301 18351 20546 20622 21006 21293 21344 21472 21530 21542
 17 32 2521 4374 5098 7525 13035 14437 15283 18635 19136 20240 21147 21179 21300 21349
 57 4735 5657 7649 8807 12375 16092 16178 16379 17545 19461 19489 20321 20530 21453 21457
 35 55 5333 14423 14670 15438 19468 19667 20823 21084 21241 21344 21447 21520 21554 21586
 13 20 2025 11854 12516 14938 15929 18081 19730 19929 20408 21338 21391 21425 21468 21546
 54 7451 8176 10136 15240 16442 16482 19431 19483 19762 20647 20839 20966 21512 21579 21592
 26 465 3604 4233 9831 11741 13692 18953 18974 21021 21039 21133 21282 21488 21532 21558
 1 7 16 59 6979 7675 7717 9791 12370 13050 18534 18729 19846 19864 20127 20165
 15 31 11089 12360 13640 14237 17937 18043 18410 19443 21107 21444 21449 21528 21576 21584
 32 51 9768 17848 18095 19326 19594 19618 19765 20440 20482 20582 21236 21338 21563 21587
 44 55 4864 10253 11306 12117 13076 13901 15610 17057 18205 19794 20939 21132 21267 21573
 3436 11304 15361 16511 16860 18238 18639 19341 20106 20123 20407 21200 21280 21452 21526 21569
 679 8822 11045 14403 16588 17838 19117 19453 20265 20558 21374 21396 21428 21442 21529 21590
 391 13002 13140 14314 17169 17175 17846 18122 19447 20075 20212 20436 20583 21330 21359 21403
 7601 10257 20060 21285
 4419 9150 18097 20315
 4675 13376 21435
 610 1238 16704
 5732 7096 21104
 5690 13531 14545
 4334 14839 17357
 8 2814 17674
 2392 8128 18369
 502 7403 15133
 343 13624 20673
 13188 15687 21593
 321 16866 21347
 1242 4261 17449
 4691 8086 8691
 8500 11538 20278
 6269 12905 18192
 5984 15452 17111
 11541 18717 21534
 16 10780 16107
 12310 12959 20390
 1365 18306 19634
 6125 19132 20242
 3012 17233 21533
 5816 13021 21440
 13207 17811 18798
 2762 7586 12139
 3949 5545 13584
 11374 18279 19241
 2736 10989 21209

4095 20677 21395
8251 10084 20498
7628 8875 21406
2743 8943 9090
1817 7788 15767
9333 9838 21268
6203 9480 12042
5747 21187 21468
2553 18281 21500
3179 9155 15222
12498 18109 20326
14106 21209 21592
7454 17484 20791
20804 21120 21574
5754 18178 20935
30 4322 21381
11905 20416 21397
12452 19899 21497
1917 6028 16868
9891 18710 18953
912 21083 21446
370 14355 18069
16519 19003 20902
11163 17558 18424
8427 14396 21405
8885 11796 21361
4960 15431 20653
11944 16839 21236
9967 14529 17208
14144 19354 19745
7986 12680 21396
6097 11501 13028
33 13803 21038
3177 20124 20803
2692 6841 18655
971 5892 14354
3887 19455 21271
17214 17315 21148
6539 13910 21526
3809 5153 15793
3865 21438 21510
7129 17787 19636
5972 13150 14182
7078 14906 16911
15705 21160 21482
5479 13860 19763
16817 19722 20001
14649 16147 18886
15138 18578 21502
2096 2534 17760
11920 13460 19783
19876 20071 20583
6241 14230 20775
16138 16386 21371
8616 15624 18453
6013 8015 21599
9184 10688 20792
18122 21141 21469
10706 13177 20957
15148 15584 20959
9114 9432 16467
5483 14687 14705

8325 21161 21410
 2328 17670 19834
 7015 20802 21385
 52 5451 20379
 9689 15537 19733

Table B.24: LDPC code identifier: 22/30 ($n_{ldpc} = 64\ 800$)

696 989 1238 3091 3116 3738 4269 6406 7033 8048 9157 10254 12033 16456 16912
 444 1488 6541 8626 10735 12447 13111 13706 14135 15195 15947 16453 16916 17137 17268
 401 460 992 1145 1576 1678 2238 2320 4280 6770 10027 12486 15363 16714 17157
 1161 3108 3727 4508 5092 5348 5582 7727 11793 12515 12917 13362 14247 16717 17205
 542 1190 6883 7911 8349 8835 10489 11631 14195 15009 15454 15482 16632 17040 17063
 17 487 776 880 5077 6172 9771 11446 12798 16016 16109 16171 17087 17132 17226
 1337 3275 3462 4229 9246 10180 10845 10866 12250 13633 14482 16024 16812 17186 17241
 15 980 2305 3674 5971 8224 11499 11752 11770 12897 14082 14836 15311 16391 17209
 0 3926 5869 8696 9351 9391 11371 14052 14172 14636 14974 16619 16961 17033 17237
 3033 5317 6501 8579 10698 12168 12966 14019 15392 15806 15991 16493 16690 17062 17090
 981 1205 4400 6410 11003 13319 13405 14695 15846 16297 16492 16563 16616 16862 16953
 1725 4276 8869 9588 14062 14486 15474 15548 16300 16432 17042 17050 17060 17175 17273
 1807 5921 9960 10011 14305 14490 14872 15852 16054 16061 16306 16799 16833 17136 17262
 2826 4752 6017 6540 7016 8201 14245 14419 14716 15983 16569 16652 17171 17179 17247
 1662 2516 3345 5229 8086 9686 11456 12210 14595 15808 16011 16421 16825 17112 17195
 2890 4821 5987 7226 8823 9869 12468 14694 15352 15805 16075 16462 17102 17251 17263
 3751 3890 4382 5720 10281 10411 11350 12721 13121 14127 14980 15202 15335 16735 17123
 26 30 2805 5457 6630 7188 7477 7556 11065 16608 16859 16909 16943 17030 17103
 40 4524 5043 5566 9645 10204 10282 11696 13080 14837 15607 16274 17034 17225 17266
 904 3157 6284 7151 7984 11712 12887 13767 15547 16099 16753 16829 17044 17250 17259
 7 311 4876 8334 9249 11267 14072 14559 15003 15235 15686 16331 17177 17238 17253
 4410 8066 8596 9631 10369 11249 12610 15769 16791 16960 17018 17037 17062 17165 17204
 24 8261 9691 10138 11607 12782 12786 13424 13933 15262 15795 16476 17084 17193 17220
 88 11622 14705 15890
 304 2026 2638 6018
 1163 4268 11620 17232
 9701 11785 14463 17260
 4118 10952 12224 17006
 3647 10823 11521 12060
 1717 3753 9199 11642
 2187 14280 17220
 14787 16903 17061
 381 3534 4294
 3149 6947 8323
 12562 16724 16881
 7289 9997 15306
 5615 13152 17260
 5666 16926 17027
 4190 7798 16831
 4778 10629 17180
 10001 13884 15453
 6 2237 8203
 7831 15144 15160
 9186 17204 17243
 9435 17168 17237
 42 5701 17159
 7812 14259 15715
 39 4513 6658
 38 9368 11273
 1119 4785 17182
 5620 16521 16729
 16 6685 17242
 210 3452 12383

466 14462 16250
10548 12633 13962
1452 6005 16453
22 4120 13684
5195 11563 16522
5518 16705 17201
12233 14552 15471
6067 13440 17248
8660 8967 17061
8673 12176 15051
5959 15767 16541
3244 12109 12414
31 15913 16323
3270 15686 16653
24 7346 14675
12 1531 8740
6228 7565 16667
16936 17122 17162
4868 8451 13183
3714 4451 16919
11313 13801 17132
17070 17191 17242
1911 11201 17186
14 17190 17254
11760 16008 16832
14543 17033 17278
16129 16765 17155
6891 15561 17007
12741 14744 17116
8992 16661 17277
1861 11130 16742
4822 13331 16192
13281 14027 14989
38 14887 17141
10698 13452 15674
4 2539 16877
857 17170 17249
11449 11906 12867
285 14118 16831
15191 17214 17242
39 728 16915
2469 12969 15579
16644 17151 17164
2592 8280 10448
9236 12431 17173
9064 16892 17233
4526 16146 17038
31 2116 16083
15837 16951 17031
5362 8382 16618
6137 13199 17221
2841 15068 17068
24 3620 17003
9880 15718 16764
1784 10240 17209
2731 10293 10846
3121 8723 16598
8563 15662 17088
13 1167 14676
29 13850 15963
3654 7553 8114
23 4362 14865

4434 14741 16688
8362 13901 17244
13687 16736 17232
46 4229 13394
13169 16383 16972
16031 16681 16952
3384 9894 12580
9841 14414 16165
5013 17099 17115
2130 8941 17266
6907 15428 17241
16 1860 17235
2151 16014 16643
14954 15958 17222
3969 8419 15116
31 15593 16984
11514 16605 17255

Annex C (normative): Addresses of parity bit accumulators for $n_{ldpc} = 16\ 200$ and $n_{ldpc} = 32\ 400$

Table C.1: LDPC code identifier: 11/45 ($n_{ldpc} = 16\ 200$)

9054 9186 12155 1000 7383 6459 2992 4723 8135 11250
 2624 9237 7139 12238 11962 4361 5292 10967 11036 8105
 2044 11996 5654 7568 7002 3549 4767 8767 2872 8345
 6966 8473 5180 8084 3359 5051 9576 5139 1893 902
 3041 3801 8252 11951 909 8535 1038 8400 3200 4585
 5291 10484 10872
 442 7516 3720
 11469 769 10998
 10575 1436 2935
 6905 8610 11285
 1873 5634 6383

Table C.2: LDPC code identifier: 4/15 ($n_{ldpc} = 16\ 200$)

1953 2331 2545 2623 4653 5012 5700 6458 6875 7605 7694 7881 8416 8758 9181 9555 9578 9932 10068 11479
 11699
 514 784 2059 2129 2386 2454 3396 5184 6624 6825 7533 7861 9116 9473 9601 10432 11011 11159 11378 11528
 11598
 483 1303 1735 2291 3302 3648 4222 4522 5511 6626 6804 7404 7752 7982 8108 8930 9151 9793 9876 10786 11879
 1956 7572 9020 9971
 13 1578 7445 8373
 6805 6857 8615 11179
 7983 8022 10017 11748
 4939 8861 10444 11661
 2278 3733 6265 10009
 4494 7974 10649
 8909 11030 11696
 3131 9964 10480

Table C.3: LDPC code identifier: 14/45 ($n_{ldpc} = 16\ 200$)

1606 3617 7973 6737 9495 4209 9209 4565 4250 7823 9384 400
 4105 991 923 3562 3892 10993 5640 8196 6652 4653 9116 7677
 6348 1341 5445 1494 7799 831 4952 5106 3011 9921 6537 8476
 7854 5274 8572 3741 5674 11128 4097 1398 5671 7302 8155 2641
 6548 2103 590 5749 5722 10 2682 1063 633 2949 207 6065
 2828 6366 4766 399 935 7611 84 150 3146
 5363 7455 7140
 9297 482 4848
 8458 1631 5344
 5729 6767 4836
 11019 4463 3882
 4107 9610 5454
 11137 4328 6307
 3260 7897 3809

Table C.4: LDPC code identifier: 7/15 ($n_{ldpc} = 16\ 200$)

3 137 314 327 983 1597 2028 3043 3217 4109 6020 6178 6535 6560 7146 7180 7408 7790 7893 8123 8313 8526 8616
 8638
 356 1197 1208 1839 1903 2712 3088 3537 4091 4301 4919 5068 6025 6195 6324 6378 6686 6829 7558 7745 8042
 8382 8587 8602
 18 187 1115 1417 1463 2300 2328 3502 3805 4677 4827 5551 5968 6394 6412 6753 7169 7524 7695 7976 8069 8118
 8522 8582
 714 2713 2726 2964 3055 3220 3334 3459 5557 5765 5841 6290 6419 6573 6856 7786 7937 8156 8286 8327 8384
 8448 8539 8559
 3452 7935 8092 8623
 56 1955 3000 8242
 1809 4094 7991 8489
 2220 6455 7849 8548
 1006 2576 3247 6976
 2177 6048 7795 8295
 1413 2595 7446 8594
 2101 3714 7541 8531
 10 5961 7484
 3144 4636 5282
 5708 5875 8390
 3322 5223 7975
 197 4653 8283
 598 5393 8624
 906 7249 7542
 1223 2148 8195
 976 2001 5005

Table C.5: LDPC code identifier: 8/15 ($n_{ldpc} = 16\ 200$)

32 384 430 591 1296 1976 1999 2137 2175 3638 4214 4304 4486 4662 4999 5174 5700 6969 7115 7138 7189
 1788 1881 1910 2724 4504 4928 4973 5616 5686 5718 5846 6523 6893 6994 7074 7100 7277 7399 7476 7480 7537
 2791 2824 2927 4196 4298 4800 4948 5361 5401 5688 5818 5862 5969 6029 6244 6645 6962 7203 7302 7454 7534
 574 1461 1826 2056 2069 2387 2794 3349 3366 4951 5826 5834 5903 6640 6762 6786 6859 7043 7418 7431 7554
 14 178 675 823 890 930 1209 1311 2898 4339 4600 5203 6485 6549 6970 7208 7218 7298 7454 7457 7462
 4075 4188 7313 7553
 5145 6018 7148 7507
 3198 4858 6983 7033
 3170 5126 5625 6901
 2839 6093 7071 7450
 11 3735 5413
 2497 5400 7238
 2067 5172 5714
 1889 7173 7329
 1795 2773 3499
 2695 2944 6735
 3221 4625 5897
 1690 6122 6816
 5013 6839 7358
 1601 6849 7415
 2180 7389 7543
 2121 6838 7054
 1948 3109 5046
 272 1015 7464

Table C.6: LDPC code identifier: 26/45 ($n_{ldpc} = 16\ 200$)

6106 5389 698 6749 6294 1653 1984 2167 6139 6095 3832 2468 6115
 4202 2362 1852 1264 3564 6345 498 6137 3908 3302 527 2767 6667
 3422 1242 1377 2238 2899 1974 1957 261 3463 4994 215 2338
 3016 5109 6533 2665 5300 4908 4967 5787 726 229 1970 2789
 6146 5765 6649 2871 884 1670 2597 5058 3659 6594 5042 304
 5521 2811 0 4214 2626 2211 1236 3771 852 6356 6797 3463
 1523 1830 3938 5593 2128 5791 3421 3680 6692 1377 3808 3475
 5551 6035 2247 3662 759 6783 116 6380 4586 3367 1 5003
 3518 6557 6510
 1830 839 4421
 5431 5959 6152
 3174 5113 4520
 5399 1303 2496
 2841 741 220
 2731 1830 4193
 1875 3935 223
 9 4720 423
 3107 2676 840
 1950 6177 6457
 4091 94 5102
 1907 6050 3455
 714 3 559
 502 4268 4164
 1019 5558 271
 6127 854 3221
 959 5337 2735

Table C.7: LDPC code identifier: 32/45 ($n_{ldpc} = 16\ 200$)

2686 655 2308 1603 336 1743 2778 1263 3555 185 4212 621
 286 2994 2599 2265 126 314 3992 4560 2845 2764 2540 1476
 2670 3599 2900 2281 3597 2768 4423 2805 836 130 1204 4162
 1884 4228 1253 2578 3053 3650 2587 4468 2784 1644 1490 4655
 4258 1699 4363 4555 3810 4046 3806 344 2459 4067 3327 3510
 1021 2741 2528 2168 2820
 254 1080 616
 1465 4192 2972
 2356 2976 1534
 4412 1937 2724
 1430 3024 600
 1952 2136 3573
 3009 3123 1288
 4553 2299 806
 2997 402 4330
 3302 4567 698
 2364 498 3146
 1809 647 992
 3512 32 4301
 1238 251 450
 1657 737 641
 560 1720 2893
 1689 2206 902
 3998 1784 2094
 2090 3126 1201
 1565 764 3473
 891 903 2413
 2286 2900 2348
 3026 2033 1502
 2404 1243 556

308 2222 3825
1523 3311 389

Table C.8: LDPC code identifier: 1/5 ($n_{ldpc} = 32\ 400$)

18222 6715 4908 21568 22821 11708 4769 4495 22243 25872 9051 19072 13956
2038 5205 21215 21009 9584 2403 23652 20866 20130 677 9509 6136 773
19936 14590 17829 473 4432 23171 11386 17937 22084 24450 267 8822 19335
16376 16769 5111 9794 18907 827 12385 12370 21647 10938 23619 11633 15865
23417 7631 12243 21546 4192 22117 14757 4118 9686 17021 8531 15989 8807
15533 16584 18529 19699 17821 4252 1254 5952 3163 20295 6944 1022 19743
129 16579 23524 25897 14690 11222 16250 9925 4268 999 7102 24528 152
18361 3708 3454 16604 1551 5809 20324 4775 22418 19091 19674 10975 7327
24133 10950 22779 11388 13818 20668 7556 12333 16446 19684 12510 25118 8162
17026 6850 1269
21895 7137 25270
11858 24153 13303
7885 16438 12805
10473 15004 8052
2088 10379 10067
21438 13426 10440
17696 727 12164
22623 8408 17849

Table C.9: LDPC code identifier: 11/45 ($n_{ldpc} = 32\ 400$)

20617 6867 14845 11974 22563 190 17207 4052 7406 16007
21448 14846 2543 23380 16633 20365 16869 13411 19853 795
5200 2330 2775 23620 20643 10745 14742 6493 14222 20939
9445 9523 12769 7332 21792 18717 16397 14016 9481 22162
2922 6427 4497 4116 17658 2581 14364 3781 18851 22974
10383 2184 1433 3889 12828 17424 17580 20936 1390 21374
425 2063 22398 20907 9445 14790 4457 723 7048 4072
11771 9640 23212 9613 12042 8335 21386 20129 13521 16301
14867 12501 1086 21526 17701 17731 20907 8790 19224 5784
7107 19690 17616 5800 9501 23320 16878 794 15931 17539
4556 21783 1524
20100 11706 23663
2535 15530 6116
12078 3867 2663
19629 20246 7024
11748 11426 19802
15942 12333 5316
11521 3170 17818
2289 23780 16575
6649 16991 13025
20050 10619 10250
3944 13063 5656

Table C.10: LDPC code identifier: 1/3 ($n_{ldpc} = 32\ 400$)

7416 4093 16722 1023 20586 12219 9175 16284 1554 10113 19849 17545
13140 3257 2110 13888 3023 1537 1598 15018 18931 13905 10617 1014
339 14366 3309 15360 18358 3196 4412 6023 7070 17380 2777 6691
12720 17634 4141 1400 8247 18201 16077 11314 11928 3494 3155 2865
21038 6928 3860 1943 20292 6526 12939 15182 3957 5651 356 2673
20555 17905 5724 13932 1218 17763 5912 5164 6233 6220 1277 19209
19190 4498 4950 6645 5482 5667 13701 16334 15231 735 8589 12344
679 17849 17807 16033 10181 3368 5778 8275 2736 14042 17506 6005
1576 10259 10525 3007 16522 697 7726 8641 14323 2893 8168 11070
17270 10180 18740 847 4969 14715 19316 5530 17428 11193 9861 13562
6156 18787 10467
2422 3723 10769
8015 18716 13406
5969 15949 3084
6855 13990 3764
10351 15779 10392
16078 19034 11279
11747 6608 4188
19699 8928 8045
4598 7219 11391
19766 11871 5692
7487 15905 17621
8554 7751 16516
4981 20250 16146
12524 21364 10793
17083 2051 8862
1315 6246 7721
18043 16652 5502
1432 5674 2224
11257 1312 8453

Annex D (normative): Additional tools

D.0 General aspects

See ETSI EN 302 307-1 [3], Annex D.

D.1 Implementation of TS based channel bonding

D.1.1 Transmitting side

The L branches output L partial Transport-Streams, each with exactly the same bit-rate of the input "big-TS", but with a variable density of added null-packets (NP in Figure 2). The SI tables are copied in all branches in order to allow a decoder to discover, during frequency scanning, sets of bonded transponders; therefore, to avoid buffer overflow, the available net capacity (excluding null-packets, which are not transmitted) of the L channels shall slightly exceed the capacity of the big-TS. Differently from S2, in the channel-bonding mode, Input Stream Synchronization, Null-packet deletion and Dummy Frame insertion shall be active, although each S2X modulator is set to Single-Transport Stream mode, for broadcast services. The master channel, used for ISSY reference, should be robust enough to minimize loss of time resynchronization at receiver side. It shall further have a symbol clock rate allowing sufficiently fine temporal resolution. The useful packet interval shall follow the above description. However, one BBFRAME delay can be tolerated in addition between the different modulators. Original Null Packets in the "big-Transport-Stream" are either deleted in NPD or transmitted in the same manner as useful packets (incl. ISSY insertion). In case of multiple-input stream mode TS, some PIDs may be transmitted over a single transponder, while others use channel bonding over L transponders. In such a case, these "single-transponder PIDs" shall not be part of the "big-Transport-Stream", but directed to a specific transponder. Their rate shall thus be ignored in the above formula of the useful packet interval (in the same way as PIDs \in {SI tables} are excluded from this rate). Bonded channels shall be located in the same frequency band.

D.1.2 Receiving side (informative)

Services are spread over the various branches, therefore it is not sufficient to receive a single partial TS to decode an audio, video or data service and a multiple receiver has to be adopted, with L demodulators working in parallel to reconstruct the L partial transport streams (by re-inserting the deleted null-packets). By means of L FIFO buffers (the dimension of which are dependent on the difference between satellite channel delays, which shall not exceed 200 μ s) and the information of the ISSY fields, a multiple receiver may re-align the L partial Transport-Streams. After re-alignment, such a receiver may exactly reconstruct the original "big-TS" by merging the partial TSs from the L branches (i.e. when a useful-packet is present in a branch, and null-packets in the other L-1 branches, the useful-packet is retained; when null-packets or equal SI packets are present in all the L branches, such packet is retained). The output clock of the "big-TS" can be reconstructed as shown in clause D.2 of ETSI EN 302 307-1 [3], from the recovered symbol-clock of Modulator 1 and the ISSY field time-stamps. In case original Null Packets (from "big-Transport Stream") are transmitted as useful packets, the corresponding input to the MERGE block at receiver side will be Null Packets in all branches. In such a case, the receiver shall select any branch, e.g. branch number 1.

D.2 Void

D.3 Void

D.4 Void

D.5 Signalling of reception quality via return channel (normative for ACM)

In ACM modes, the receiver shall signal the reception quality via an available return channel, according to the various DVB interactive systems, such as for example:

- DVB-RCS (ETSI EN 301 790 [11])
- DVB-RCS2 (ETSI TS 101 545-1 [1])
- DVB-RCP (ETSI ETS 300 801 [7])
- DVB-RCG (ETSI EN 301 195 [8])
- DVB-RCC (ETSI ES 200 800 [9])

DVB "Network Independent Protocols for DVB Interactive Services" (ETSI ETS 300 802 [10]) may be adopted to achieve maximum network interoperability. Other simpler or optimized solutions (e.g. to guarantee minimum signalling delay) may be adopted to directly interface with the aforementioned DVB interactive systems.

The receiver shall evaluate quality-of-reception parameters, in particular carrier to noise plus interference ratio in dB available at the receiver, indicated as CNI. CNI format shall be:

$$\text{CNI} = 150 + 10 \{ 10 \text{Log}_{10}[\text{C}/(\text{N} + \text{I})] \} \text{ (positive integer, 9 bits, in the range 0 to 511).}$$

In fact for DVB-S2X $10 \text{Log}_{10}[\text{C}/(\text{N} + \text{I})]$ may be in the range -15 dB to + 36,1 dB.

$10 \text{Log}_{10}[\text{C}/(\text{N} + \text{I})]$ shall be evaluated with a quantized accuracy better than 0,5 dB (accuracy = mean error + 3σ , where σ is the standard deviation). Since modulation and coding modes for DVB-S2X are typically spaced less than 1 dB apart, a quantized precision better than 0,2 dB is recommended in order to fully exploit system capabilities. The measurement process is assumed to be continuous. A possible method to evaluate CNI is by using symbols known a-priori at the receiver, such as those in the SOF field of the PLFRAME Header and, when available, Start-of-Super-Frame preamble (SOSF), Super-Frame Format Indicator (SFFI) and pilot symbols.

CNI and other optional reception quality parameters (such as for example the BER on the channel evaluated by counting the errors corrected by the LDPC decoder, the packet error rate detected by CRC-8, the CNI distance from the QEF threshold) may optionally be used by the receiver to identify the maximum throughput DVB-S2X transmission mode that it may decode at QEF, indicated by MODCOD_RQ (9 bits, b_8, \dots, b_0) where:

- $b_0 = 0$ indicates DVB-S2 modulation and coding modes. In this case, (b_5, \dots, b_1) are coded according to Table 12 in ETSI EN 302 307-1 [3] and b_6 is reserved for future use;
- $b_0 = 1$ indicates DVB-S2X modulation and coding modes. In this case (b_6, \dots, b_1) are coded according to Tables 17a and 17b. The PLS code decimal value is derived from ($1, b_1, b_2, \dots, b_6, 0$);
- b_7 indicates the presence/absence of pilots: ($b_7 = 0$ no pilots, $b_7 = 1$ pilots). Only pilots inserted in the PLFRAME as specified in clause 5.5.3 of ETSI EN 302 307-1 [3] are meant here. The choice whether to insert or not SF aligned pilots in case the SF is used, is left exclusively to the Gateway;
- $b_8 = 1$ indicates (b_7, \dots, b_0) are valid; $b_8 = 0$ indicates (b_7, \dots, b_0) information is not available by the terminal.

As a minimum, the CNI and MODCOD_RQ parameters shall be sent to the satellite network operator Gateway every time the protection on the DVB-S2X channel has to be changed. When no modification of the protection level is requested, the optional message from the terminal to the Gateway shall indicate MODCOD_RQ = actual MODCOD and pilot configuration of the frames received by the terminal. In specific applications, CNI and MODCOD_RQ fields may be extended to an integer number of byte(s), by padding zeroes in MSB positions.

The maximum delay required for CNI and MODCOD evaluation and delivery to the Gateway via the interaction channel shall be no more than 300 ms, but this delay should be minimized if service interruptions are to be avoided under fast fading conditions (C/N+I variations as fast as 0,5 dB/s to 1 dB/s may occur in Ka band). Optionally the gateway may acknowledge the reception of the message and the execution of the command by a message containing the new adopted MODCOD, coded according to Table 12 of ETSI EN 302 307-1 [3], or to Table 17a. The allocated protection shall be equal or more robust than that requested by the terminal.

Example Transmission Protocol (ETSI EN 302 307-1 [3], reference (11))

DVBS2X_Change_MODCOD message shall be sent from the receiving terminal to the satellite network operator gateway, every time the protection on the DVB-S2X channel has to be changed.

```
DVBS2X_Change_MODCOD() length in bits (big-endian notation)
{
    CNI;          9
    MODCOD_RQ;   9
}
```

DVBS2X_Ack_MODCOD message shall optionally be sent from the Gateway to the receiving terminal to acknowledge the DVB-S2X protection level modification. MODCOD_ACK shall be coded according to the MODCOD_RQ conventions.

```
DVBS2X_Ack_MODCOD() length in bits (big-endian notation)
{
    MODCOD_ACK;  9
}
```

Annex E (normative): Super-Framing Structure (optional)

E.1 Purpose of Super-Framing Structure

The insertion of the super-framing structure is optional and has the following targets:

- Increased resilience to co-channel interference caused by other beams for DTH and broadband applications due to super-frame-wide scrambling.
- Support of synchronization algorithms due to the regular insertion of reference data fields, which leads to enhanced receiver performance under severe channel conditions like VL-SNR or link interruptions.
- Future proof frame design with content format signalling, which is able to accommodate/support:
 - Interference mitigation techniques.
 - Beam hopping operations.
 - Multi-format transmission.

The super-framing structure is optional. Furthermore, all super-frame formats are individually optional because the formats may differ noticeably in structure. Thus, the following labelling and behaviour shall be taken into account:

- "Compliant to the super-frame option" means that the super-framing structure is respected and at least one content format is supported.
- In case multiple content formats are supported, it shall be indicated whether "static selection of a content format" or a "dynamic selection between content formats" is provided. The latter case corresponds to the capability to process a time-multiplex of different content formats.
- If a receiver detects an unsupported content format, it shall skip the actual super-frame.

E.2 Specification of Super-Frame as a Container

E.2.1 Super-Frame Structure

The super-framing concept is defined to have constant length super-frames (SF) comprising SFL symbols; for Super-Frame Formats 0, 1, 2, 3 and 4, SFL=612,540 symbols, while for Super-Frame Formats 5, 6 and 7, SFL can be selected by the network operator.

Each super-frame comprises, at its beginning, a Start-Of-Super-Frame preamble (SOSF) and a Super-Frame Format Indicator (SFFI), which fill the first 720 symbols. The remaining part of the super-frame can be allocated by the payload, i.e. PLHEADERS, XFECFRAMEs, and pilot fields.

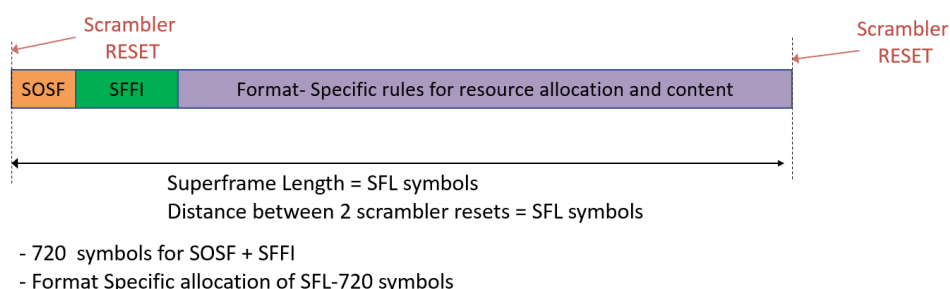


Figure E.1: Super-frames of length SFL symbols - the super-frame format specifies the resource allocation and content

According to Figure E.1, the parameters and rules are:

- The super-frame length is fixed to a unique number of symbols SFL (=612,540 symbols in format 0 to format 4 specific SF Formats). However, it may vary in Formats 5, 6 and 7.
- The super-frame length in symbols is independent of pilot settings or hosted content formats.

The SFFI signals the actual super-frame format. A format table as well as the format specifications are presented in clause E.3.

For resource allocation of a content format, a format-individual "Capacity Unit" (CU) can be specified. It shall provide a grid for mapping the content into the super-frame. Note to distinguish between a resource allocation grid (based on CUs) and the payload structure (based on SLOTS). Nevertheless, the CU size can be the same as the SLOT size of 90 symbols.

Pilot fields and pilot structure can be specified for each individual super-frame format. The first 720 symbols per each super-frame are fixed with the SOSF and SFFI.

The full super-frame can be scrambled, including also SOSF/SFFI, with two different scrambling sequences, see clause E.2.4. The scramblers are reset with the first symbol of the SOSF sequence. SOSF and SFFI have to be scrambled, whereas the applicability of scrambling the hosted super-frame content is defined in each individual super-frame format.

After super-frame generation and scrambling, baseband shaping and quadrature modulation is performed as described in ETSI EN 302 307-1 [3], clause 5.6.

E.2.2 Start of Super-Frame (SOSF) Field

The SOSF sequence comprises 270 symbols. The SOSF defining a binary sequence is composed of a 256 bit long Walsh-Hadamard (WH) sequence plus padding of 14 bits. Thus, a set of $2^8 = 256$ orthogonal WH sequences results from the following recursive construction principle:

$$\text{Apply } H_{2m} = \begin{bmatrix} H_m & H_m \\ H_m & -H_m \end{bmatrix} \text{ starting from } H_1 = [1] \text{ until } H_{256} \text{ is deduced.}$$

The i -th row of H_{256} corresponds to the i -th WH sequence with $i = 0, \dots, 255$. For the sake of padding, a matrix of size 256×14 is appended. This matrix is generated from H_{16} by deleting the first and the last column, i.e.

$H_{14} = H_{16}(:, 1:14)$, and repeat H_{14} vertically to get:

$$H_{\text{padding}} = [H_{14}; H_{14}; \dots; H_{14}].$$

Putting both matrices together yields:

$$H_{\text{SOSF}} = [H_{256} \ H_{\text{padding}}],$$

hosting the whole set of possible SOSF sequences h_i row by row. However, the selection of i is a static choice for the transmit signal. Different signals may feature different i -values, which are considered to be a priori knowledge for the terminal. The default value for i is 0 if nothing else is specified. Note that not all sequences h_i are fully orthogonal due to the padding matrix properties.

Before the reference data scrambling (see clause E.2.4) is applied, the chosen sequence h_i is multiplied by $(1 + j) / \sqrt{2}$. The first entry of h_i has to be sent first.

E.2.3 Super-Frame Format Indicator (SFFI) Field

The SFFI code is constructed from a simplex code as follows:

- Number of information bits is 4 corresponding to the bit vector b_{SFFI} , which refers to a super-frame format as described in Table E.1.

- The standard simplex code has a code rate of 4/15.
- A code word results from the rule (w.r.t. operation in GF_2): $c_{SFFI} = b_{SFFI} G_{SX}$ with the generator matrix

$$G_{SX} = \begin{bmatrix} 0 & 0 & 0 & 0 & 0 & 0 & 0 & 1 & 1 & 1 & 1 & 1 & 1 & 1 & 1 \\ 0 & 0 & 0 & 1 & 1 & 1 & 1 & 0 & 0 & 0 & 0 & 1 & 1 & 1 & 1 \\ 0 & 1 & 1 & 0 & 0 & 1 & 1 & 0 & 0 & 1 & 1 & 0 & 0 & 1 & 1 \\ 1 & 0 & 1 & 0 & 1 & 0 & 1 & 0 & 1 & 0 & 1 & 0 & 1 & 0 & 1 \end{bmatrix}.$$
- Spreading is performed by means of bit-wise repetition of c_{SFFI} with a repetition factor of 30, i.e. each bit of c_{SFFI} is transmitted 30 times, which yields the 1×450 vector x_{SFFI} .
- Overall "code rate" is $R_{SFFI} = 4 / (15 \cdot 30) = 1/112,5$.
- The first entry of x_{SFFI} is transmitted first in time.

Before the payload data scrambling (see clause E.2.4.) is applied to x_{SFFI} , the spread code word is BPSK modulated by $(-2 x_{SFFI} + 1) (1 + j) / \sqrt{2}$.

E.2.4 Two-Way Scrambling

E.2.4.0 General aspects

For scrambling, a longer scrambling sequence is employed than in standard S2 but following the same general rules as in ETSI EN 302 307-1 [3], clause 5.5.4. Also the application of the scrambling sequence is different because a two-way scrambling is performed.

E.2.4.1 Scrambling Sequence Generation

The scrambling code sequences shall be constructed by combining two real m-sequences (generated by means of two generator polynomials of degree 20) into a complex sequence. The resulting sequences are the basis for a set of Gold sequences.

Let x and y be the two m-sequences with the respective primitive polynomials (over GF_2):

- $1+x^3+x^{20}$ to construct the sequence x .
- $1+y^2+y^{11}+y^{17}+y^{20}$ to construct the sequence y .

The sequence depending on the chosen scrambling code number n is denoted z_n in the sequel. Furthermore, let $x(i)$, $y(i)$ and $z_n(i)$ denote the i -th symbol of the sequence x , y , and z_n respectively. The m-sequences x and y are constructed as:

- Initial conditions:
 - x is constructed with $x(0) = 1, x(1) = x(2) = \dots = x(18) = x(19) = 0$.
 - y is constructed with $y(0) = y(1) = \dots = y(18) = y(19) = 1$.
- Recursive definition of subsequent symbols:
 - $x(i+20) = x(i+3) + x(i)$ modulo 2, $i = 0, \dots, 2^{20}-22$.
 - $y(i+20) = y(i+17) + y(i+11) + y(i+2) + y(i)$ modulo 2, $i = 0, \dots, 2^{20}-22$.

The n -th Gold code sequence $z_n(i)$, $n = 0, 1, 2, \dots, 2^{20}-2$, is then defined as:

$$z_n(i) = [x((i+n) \text{ modulo } (2^{20}-1)) + y(i)] \text{ modulo } 2, i = 0, \dots, 2^{20}-2.$$

These binary sequences are converted to integer valued sequences R_n (R_n assuming values 0, 1, 2, 3) by the following transformation:

$$R_n(i) = 2 \cdot z_n((i + 524\,288) \text{ modulo } (2^{20}-1)) + z_n(i), i = 0, 1, \dots, \text{SFL}-1.$$

Finally, the n -th complex scrambling code sequence $C_I(i) + j \cdot C_Q(i)$ is defined by:

$$C_n(i) = C_{I,n}(i) + j \cdot C_{Q,n}(i) = \exp(j \cdot R_n(i) \cdot \pi/2).$$

E.2.4.2 Two-Way Scrambling Method

Two parallel scramblers are applied as shown in Figure E.2:

- 1) Reference data scrambler with sequence $C_{n_{\text{Ref}}}(i_{\text{Ref}})$ applied at least to the SOSF and potentially to SF-aligned pilots. Alternative implementation: Table-lookup of scrambled SOSF and SF-aligned pilots.
- 2) Payload data scrambler with sequence $C_{n_{\text{Pay}}}(i_{\text{Pay}})$ applied at least to the SFFI.

Working principle:

- Both scramblers are reset jointly at each super-frame start and run synchronously, i.e. $i_{\text{Ref}} = i_{\text{Pay}}$ always holds for the scrambling sequence indices.
- At the SF start the switch, depicted in Figure E.2, is in the upper position. Then, it is switched to the lower position at the end of SOSF until the first pilot field is encountered. At the beginning of the pilot field the switch is moved back to upper position until the end of pilot field; the next pilot field is treated identical until the end of the SF is reached.
- In general, the scrambling code numbers n_{Ref} and n_{Pay} are different, but equal code numbers are also a valid choice. In the latter case, both scramblers coincide to a single one.

Application:

- It is mandatory to apply the reference data scrambler to the SOSF and to apply the payload data to the SFFI. Further applicability and details are specified in each format individually.
- For example, one can use the application scheme:
 - Reference data scrambler for SOSF and SF-aligned pilots.
 - Payload data scrambler for SFFI, PLH, XFECFRAMEs, and VL-SNR frames.

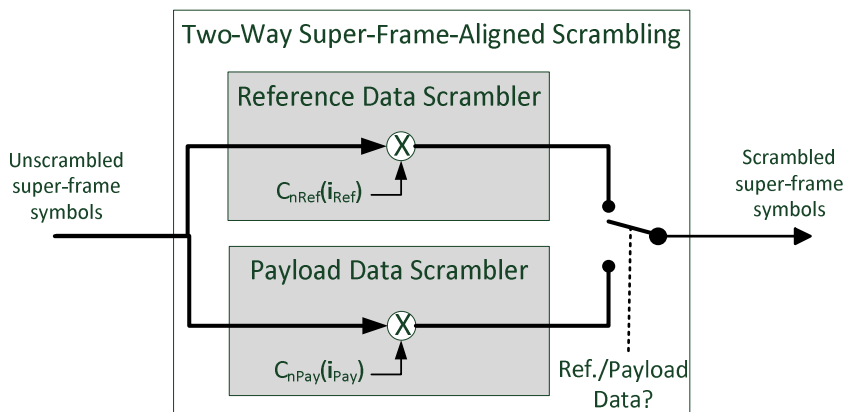


Figure E.2: Two-way scrambling method with two parallel scramblers and selective application

The selection of the scrambling code numbers n_{Ref} and n_{Pay} depends on the interference scenario faced by the system. In a co-channel interference scenario, one may need the same scrambling sequence for reference data to exploit orthogonality but different scrambling sequences for the payload for cross-talk resilience. The use of different scrambling sequences allows a reduction of interference correlation between different services. For the same purpose, it is possible to reuse a shifted version of the same sequence in different satellite beams. Furthermore n can be unequivocally associated to each satellite operator or satellite or transponder, thus permitting identification of an interfering signal via the scrambling "signature" detection.

Thus, the two scrambling code numbers n_{Ref} and n_{Pay} can be equal but carrier unique if only adjacent channel interference is present. Or n_{Pay} can be unique, but n_{Ref} pair-wise equal for co-channel interfering signals.

The default values are $n_{\text{Ref}} = 0$ and $n_{\text{Pay}} = 0$. If chosen otherwise, additional side-information or signalling is required as with the signalling of alternative scrambling sequences in ETSI EN 302 307-1 [3] and the present document. For further information is provided by the Implementation Guidelines.

Note that as the scrambling is by a sequence of complex numbers, care should be taken by the system designer to avoid spectrum inversion, especially in beam-hopping signals (Formats 5, 6 and 7).

E.3 Format Specifications as Super-Frame Content

E.3.0 General aspects

The SFFI specifies the content format hosted by the actual super-frame. Three different modes are possible in general:

- Multi-format carrier:
 - Free choice from the set of available formats per super-frame. The assignment of each super-frame content is exclusively allocable by payload of the actual content format. The result is a time-multiplex of different super-frame formats, where the receiver can skip super-frames with not-supported or unwanted format.
- Single-format carrier:
 - All super-frames feature the same single format from the set of available formats.
- Quasi-single-format carrier:
 - If (at least) two formats differ only marginally, the resource allocation can work in the same way as for the single-format case, i.e. no format-exclusive resource allocation of consecutive super-frames by the payload is required when switching between these specific formats.

The super-frame structure enables individual format definitions, e.g. concerning SF-aligned pilots specification, and future formats' signalling. Table E.1 shows the specified formats with reference to according clauses for detailed description.

Table E.1: Format Specifications

No.	b_{SFFI}	Name	SF-pilots	Reference clause
0	0 0 0 0	DVB-S2X	Type A, if signalled	E.3.2
1	0 0 0 1	DVB-S2 legacy	Type A, if signalled	E.3.3
2	0 0 1 0	Bundled PLFRAMES (64 800 payload size) with SF-Pilots	See clause E.3.4	E.3.4
3	0 0 1 1	Bundled PLFRAMES (16 200 payload size) with SF-Pilots	See clause E.3.5	E.3.5
4	0 1 0 0	Flexible Format with VL-SNR PLH tracking	Type A, if signalled	E.3.6
5	0 1 0 1	Periodic Beam Hopping Format with VL-SNR and fragmentation Support	Type A, if signalled	E.3.7
6	0 1 1 0	Traffic Driven Beam Hopping Format with VLSNR support	Type A, always on	E.3.8
7	0 1 1 1	Simplified Traffic Driven Beam Hopping Format without VL-SNR support	Type A always on	E.3.9
8 to 15	1 0 0 0 - 1 1 1 1	Reserved		E.3.10

NOTE 1: As the PLFRAMES of formats 0, 1, and 4, 5, 6 and 7 are always a multiple of SLOTS in length, a terminal is enabled to perform a PLFRAME (re-) synchronization/ search on a 90-symbol-grid (= CU-grid) basis. This grid is known as soon as super-frame synchronization has been established.

NOTE 2: The insertion of SOSF, SFFI, and possible SF-pilots interrupts the mapping of slots to super-frame resource allocation grid irrespective of the slot content like XFECFRAMES or PLHEADERS or VL-SNR-frames, except in cases specified otherwise.

E.3.1 Super-Frame-aligned Pilots (SF-Pilots)

E.3.1.0 General aspects

Super-Frame-aligned pilots are specified uniquely for each super-frame format (see Table E.1 for super-frame formats). Super-frame-aligned pilot positions are specified in reference to the SF structure, which is in contrast to the conventional PLFRAME related pilots.

Different design approaches for SF-Pilots are adopted according to the super-frame profile.

One design approach is to define SF-pilot patterns and positions that can fulfil the following conditions:

- Regular pilot insertion, which holds also between consecutive super-frames, i.e. pilot fields will be repeated periodically across all super-frames (a constant distance in symbols between two consecutive pilot fields across the entire carrier).
- Irrespective of the presence or absence of SF-pilots (ON or OFF), no symbol padding is required to maintain constant super-frame size.

Considering above conditions (among other conditions for other SF profiles) a super-frame size has been carefully selected as **612,540 symbols for formats 0 to 4**. Accordingly, several possible choices of SF-pilot distances d_{SF} and field lengths P_{SF} , assuming a CU length of 90 symbols, are identified as shown in Table E.2.

Table E.2: Possible configurations for SF-pilots for a CU length of 90 symbols (informative)

SF-pilot distance d_{SF}	SF-pilot field length P_{SF}	Overhead (note)
13 CUs = 1 170 symbols	60 symbols	4,88 %
16 CUs = 1 440 symbols	36 symbols	2,44 %
16 CUs = 1 440 symbols	54 symbols	3,61 %
18 CUs = 1 620 symbols	40 symbols	2,41 %
20 CUs = 1 800 symbols	45 symbols	2,44 %
27 CUs = 2 430 symbols	30 symbols	1,22 %
27 CUs = 2 430 symbols	60 symbols	2,41 %
NOTE: The overhead was calculated for SFL = 612 540 symbols .		

Among these possible choices, a pilot field size and pilot field distance similar to DVB-S2 is selected for super-frame profiles 0, 1, 4, 5, 6 and 7 (from Table E.1), shown in bold in Table E.2 and further elaborated in clause E.3.1.1.

It should be noted that for other super-frame profiles, such as profile 2 and 3, a different approach for pilot design is adopted as specified in clauses E.3.4 and E.3.5.

E.3.1.1 Specification of SF-Pilots Type A

The super-frame pilots of type A follow the configuration (as per the second row of Table E.2):

- CU size = 90 symbols,
- Pilot field distance, $d_{SF} = 16 \text{ CUs} = 1\,440 \text{ symbols}$,
- Pilot field size, $P_{SF} = 36 \text{ symbols}$.

The pilot fields of length 36 symbols are regularly inserted after each 16 CUs, counting from the start of super-frame including the CUs for SOSF/SFFI (8 CUs in total). The regularity of the pilot grid also holds from super-frame to super-frame in case pilots remain switched ON by format selection or format-related signalling.

The pilot fields are determined by a Walsh-Hadamard (WH) sequence of size 32 plus padding of 4 bits. Thus, a set of $2^5 = 32$ orthogonal WH sequences results from the following recursive construction principle:

$$\text{Apply } H_{2m} = \begin{bmatrix} H_m & H_m \\ H_m & -H_m \end{bmatrix} \text{ starting from } H_1 = [1] \text{ until } H_{32} \text{ is deduced.}$$

The i -th row of H_{32} corresponds to the i -th WH sequence with $i = 0, \dots, 31$. For the sake of padding, a matrix of size 32×4 is appended. This matrix is generated from H_4 by repeating H_4 vertically to get:

$$H_{\text{padding}} = [H_4; H_4; \dots; H_4].$$

Putting both matrices together yields:

$$H_{\text{PilotA}} = [H_{32} \ H_{\text{padding}}],$$

hosting the whole set of possible pilot sequences h_i row by row. However, the selection of i is a static choice for the transmit signal. Different signals may feature different i -values, which is considered to be a priori knowledge for the terminal. The default value for i is 0 if nothing else is specified.

Before the reference data scrambling is applied, the chosen sequence h_i is multiplied by $(1 + j) / \sqrt{2}$.

The first entry of h_i has to be sent first.

E.3.2 Format Specification 0: DVB-S2X

E.3.2.0 General aspects

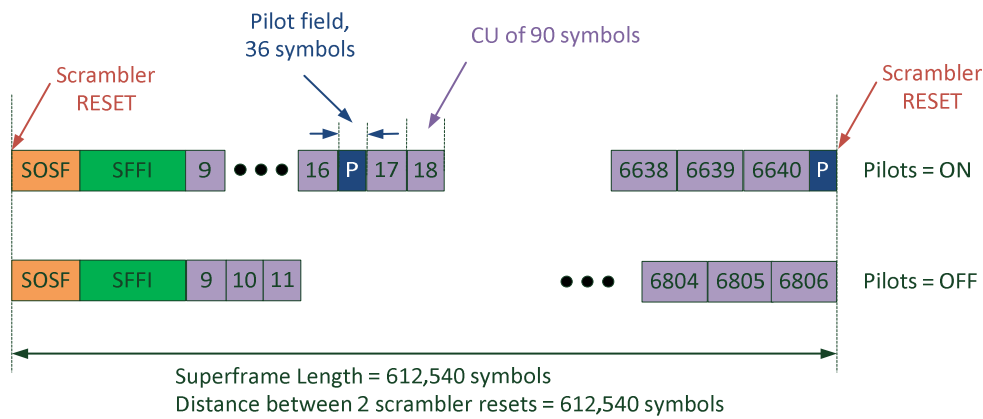
The super-frame hosts S2X PLFRAMEs as specified in the present document, including the PLFRAME scrambling but with modified VL-SNR-frames. The SLOT content is inserted in CUs of size 90 symbols. In Figure E.3, the format structure for resource allocation is shown for the two cases of SF-pilots ON and OFF.

SF-aligned scrambling is used according to clause E.2.4:

- The reference data scrambler is applied to the SOSF and the SF-aligned pilots.
- The payload data scrambler is applied only to the SFFI.

For PLFRAMEs and VL-SNR-frames the scrambling as specified in clause 5.5.4, is applicable.

Overhead of this format (w.r.t. SOSF, SFFI) is 0,12 % (with SF-aligned pilots OFF) or 2,56 % (with SF-aligned pilots ON).



- 8 CUs or 720 symbols for SOSF + SFFI
- Pilots ON/OFF can be switched each superframe
- With Pilots == ON, 6640 - 8 = 6632 CUs can be allocated
- With Pilots == OFF, 6806 - 8 = 6798 CUs can be allocated

Figure E.3: Super-frames with resource allocation structure of format 0 or 1, where SF-pilots are ON (upper super-frame) and OFF (lower super-frame)

E.3.2.1 Pilot structure

The regular PLFRAME-pilots as specified in ETSI EN 302 307-1 [3], clause 5.5.3 are not applicable in this format. SF-aligned pilots of Type A (see clause E.3.1.1) are applied and can be switched ON or OFF on a per-super-frame basis.

Thus the PLH pilot indicator bit provides the super-frame pilot signalling:

- At least the last 2 complete PLHs of a super-frame indicate with their pilot bit the presence or absence of SF-aligned pilots of Type A in the next super-frame.
- All other PLHs reflect the pilot setting of the actual SF.

This rule is necessary, because the terminal needs the knowledge of pilot presence directly at super-frame start.

Note that the special VL-SNR-frame pilots (see clause E.3.2.2) are present irrespective of SF-aligned pilots are ON or OFF. The special VL-SNR pilots cannot collide with SF-aligned pilots, since they are 90 symbols in length (= 1 CU) and are allocated to free CUs like other payload data.

E.3.2.2 Modified VL-SNR-frame

The VL-SNR-frame specification from clause 5.5.2 is modified for transmission in format 0 regarding the pilot structure. Special VL-SNR-frame pilots are defined by:

- VL-SNR-frame pilot field size is 90 symbols.
- VL-SNR-frame pilot distance is 16 SLOTS = 1 440 payload symbols.

The VL-SNR-frame pilot symbol modulation is the same as in ETSI EN 302 307-1 [3], clause 5.5.3. The pilot symbols are scrambled with the PLFRAME scrambler. According to Figure E.4, this results in the following structures for the two VL-SNR-frame types/sets:

- **VL-SNR set 1: medium FECFRAME size**
PLH of 90 (or 180) symbols + VL-SNR-header of 900 symbols + medium FECFRAME of 30 780 symbols (i.e. S = 342 SLOTS) + 21 special VL-SNR pilots each of 90 symbols
= total VL-SNR-frame length of 33 660 symbols (or 33 750 symbols)
= 374 (or 375) CUs are allocated by a complete VL-SNR-frame of set 1.

- **VL-SNR set 2: short FECFRAME size**

PLH of 90 (or 180) symbols + VL-SNR-header of 900 symbols + short FECFRAME of 14 976 symbols + 54 padding symbols (i.e. $S = 167$ SLOTS) + 10 special VL-SNR pilots each of 90 symbols
 = total VL-SNR-frame length of 16 920 symbols (or 17 010 symbols)
 = 188 (or 189) CUs are allocated by a complete VL-SNR-frame of set 2
 The 54 padding symbols are appended at the end of the short FECFRAME in order to achieve a completely filled SLOT S . However, these padding symbols are treated as VL-SNR-frame pilot symbols concerning modulation.

Note that an SOSF+SFFI or the SF-aligned pilots can interrupt items, which span over more than one CU, such as the VL-SNR-header.

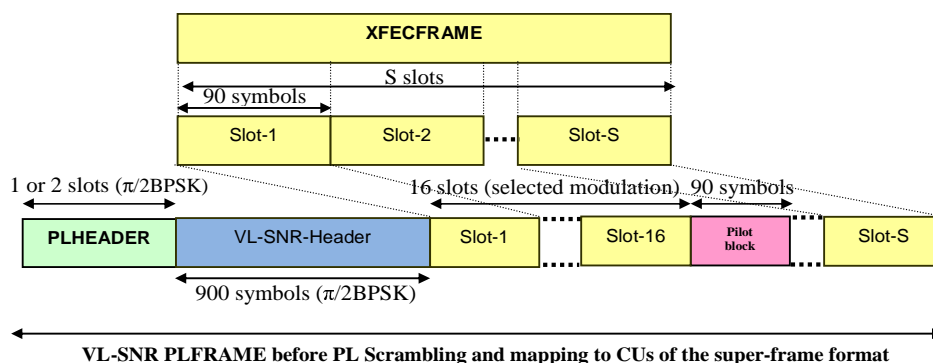


Figure E.4: Insertion of VL-SNR Headers and special VL-SNR pilots

E.3.3 Format Specification 1: DVB-S2 legacy

The super-frame hosts S2 PLFRAMEs as specified in ETSI EN 302 307-1 [3]. The SLOT content is inserted in CUs of size 90 symbols. In Figure E.3, the format structure for resource allocation is shown for the two cases of SF-pilots ON and OFF.

SF-aligned pilots of type A are inserted following the same rules as in clause E.3.2.1.

SF-aligned scrambling is used according to clause E.2.4.2:

- The reference data scrambler is applied to the SOSF and the SF-aligned pilots.
- The payload data scrambler is applied only to the SFFI.

The PLFRAME scrambling as specified in clause 5.5.4 is applicable, which includes the "set of preferred scrambling sequences".

Overhead of this format (w.r.t. SOSF, SFFI) is 0,12 % (with SF-aligned pilots OFF) or 2,56 % (with SF-aligned pilots ON).

E.3.4 Format Specification 2: Bundled PLFRAME (64 800 payload Size) with SF-Pilots

E.3.4.0 General aspects

This format accommodates bundled PLFRAMEs of constant length. The bundled PLFRAMEs are aligned within the super-frame. Hence, the start of each bundled PLFRAME within a super-frame can be determined based on the super-frame format. An overview of the super-frame structure corresponding to SF Format 2 (see Table E.1) is shown in Figure E.5.

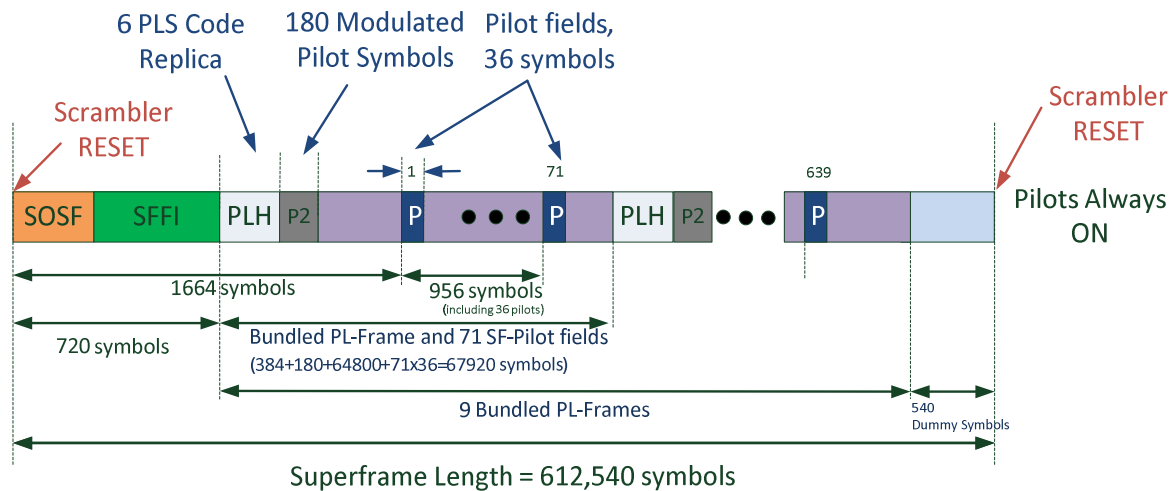


Figure E.5: Super-frames of format with bundled PLFRAMEs (64 800 payload size)

Resource allocation is done by means of a symbol-wise mapping into super-frame. There is no CU definition.

Overhead of this format (incl. SOSF, SFFI, PLH, Pilots) is 4,79 %.

SF-aligned scrambling is used according to clause E.2.4:

- The reference data scrambler is applied to the SOSF and the SF-aligned pilots (pilot fields P, as shown in Figure E.5).
- The payload data scrambler is applied to the SFFI, the bundled PLFRAMEs including the PLS code, Modulated Pilot symbols (P2 in Figure E.5) and the dummy symbols at the end of the super-frame.

E.3.4.1 Bundled PLFRAME (64 800 payload) Definition

Bundled PLFRAMEs are designed to maintain a constant PLFRAME size (measured in symbols):

- PLFRAME payload size: 64 800 symbols.
- PLHEADER: 384 symbols (6 replica of identical PLS code to allow decoding down to -10 dB SNR).
- Super-frame size is set to 612 540 symbols, identical to that for all other super-frame formats.
- There are 9 bundled frames per each super-frame in this format.
- Each bundle contains 384 symbols of the PLHEADER, 64 800 symbols of payload, 180 known modulated symbols (P2) from the payload constellation format, and 71 pilot fields with 36 symbols in each pilot field. The total bundled frame length is 67 920 symbols.
- Modulated pilot symbols are inserted after the PLH and selected from the same constellation format as the data payload of the corresponding bundled PLFRAME. Any gateway-based payload data pre-processing technique (pre-distortion, pre-coding) shall be applied to these pilots as well.
- Pilots are always present. There are 639 fields of pilots with 36 symbols in each pilot group and repeated every 956 symbols.
- The first pilot field starts at symbol 1 665 with reference to the first symbol in the super-frame.
- Each super frame includes 720 symbols for SOSF and SFFI.
- As shown in Figure E.5, there are 540 dummy symbols at the end of each super-frame.

Each bundled PLFRAME comprises multiple XFECFRAMEs with the same MODCODs and a common PLHEADER. The overall symbol size remains constant, independent of the modulation format. Figure E.6 illustrates examples of the structure of bundled PLFRAMEs for different modulation formats. It should be noted that the bundled PLFRAME by definition can support other modulation format as defined in clause E.3.4.2. The actual application of each modulation is determined according to the system scenario and the use case.

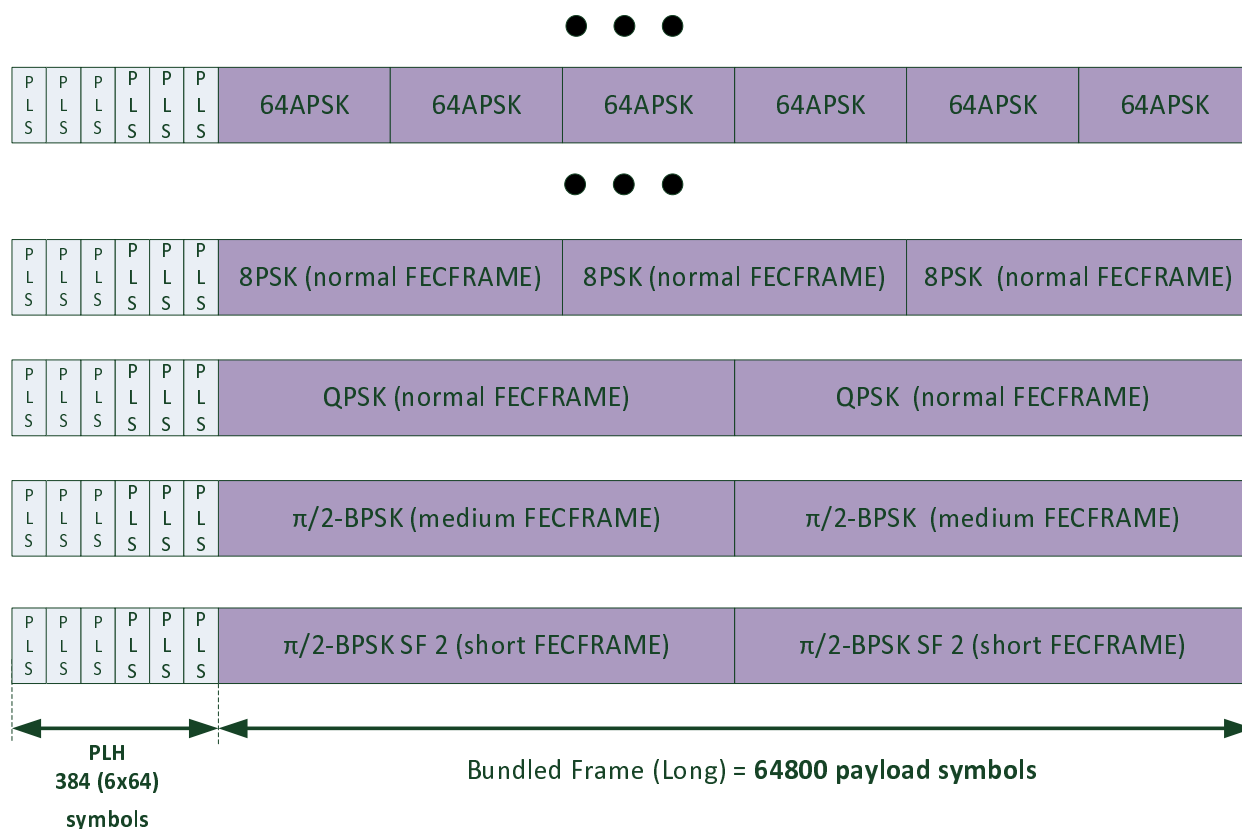


Figure E.6: Selected Examples of Bundled PLFRAMEs (64 800 payload size, pilots not shown)

The use of bundled PLFRAMEs is signalled to receivers using the format identifier field of super-frame. Table E.1 shows 2 different bundled PLFRAME formats defined in a super-frame structure.

E.3.4.2 PLHEADER Specification for Bundled PLFRAMEs (64 800 payload)

PLHEADER for bundled PLFRAME consists of 6 replica of the 64-bit PLS code defined in clause 5.5.2.4 of ETSI EN 302 307-1 [3]. No SOF is included in the PLHEADER for the bundled PLFRAME. Thus, the PLHEADER has 384 symbols with $\pi/2$ BPSK modulation.

Each PLS code carries 7 signalling bits defining the MODCODs type used for the entire bundled PLFRAME. All sub-frames within each bundle share the same MODCOD as signalled by the common PLHEADER. The PLS code repetition (equivalent to spreading factor 6) is to allow reliable detection of the MODCODs at Very Low SNR.

When PLS signalling bits $(b_0, b_1, b_2, b_3, b_4, b_5, b_6) = (0, 0, 0, 0, 0, 0, 0)$ i.e. dummy PLFRAME according to the Table 12 of clause 5.5.2.2 in ETSI EN 302 307-1 [3], bundled PLFrame length shall be 64 800 symbols. It means to have 20 times length of a dummy PLFRAME (= 3 240 symbol length) which is composed of unmodulated symbols $(I, Q) = (1/\sqrt{2}, 1/\sqrt{2})$.

For this super-frame format the MODCOD field mapping is defined as below. The signalling bits are denoted as (b_0, b_1, \dots, b_6) , where b_0 is the Most Significant Bit (MSB) and b_6 is the Least Significant Bit (LSB).

If $b_0 = 0$, then (b_1, b_2, \dots, b_6) shall be encoded according to ETSI EN 302 307-1 [3], clause 5.5.2.3 and clause 5.5.2.2, where b_1 defines the FECFRAME size and (b_2, \dots, b_6) define the MODCODs as per clause 5.5.2.2, Table 12 of ETSI EN 302 307-1 [3].

NOTE: Although it is technically allowed to use short FECFRAMEs in this super-frame format, the actual bundling of large number of short FECFRAMEs within one bundled frame may not have a practical application.

If $b_0 = 1$, then (b_1, b_2, \dots, b_6) shall be encoded according to Table E.3. For VL-SNR MODCODs (namely, 65 and 108 to 112 in Table E.3), the puncturing and shortening of clause 5.5.2.6 shall not be applied. From the code performance point of view, the MODCOD thresholds are slightly lower than those reported in Table 20b and Table 20c since there is no code puncturing applied.

Table E.3: Super-frame Format 2 MODCOD Coding

$(b_0, b_1, b_2, \dots, b_6)$ decimal value	Canonical MODCOD name	Code Type	Number of XFECFRAME per Bundled Frame
64	Reserved	n/a	n/a
65	QPSK 2/9	Normal	2 (note 1)
66	QPSK 13/45	Normal	2
67	QPSK 9/20	Normal	2
68	QPSK 11/20	Normal	2
69	8APSK 5/9-L	Normal	3
70	8APSK 26/45-L	Normal	3
71	8PSK 23/36	Normal	3
72	8PSK 25/36	Normal	3
73	8PSK 13/18	Normal	3
74	16APSK 1/2-L	Normal	4
75	16APSK 8/15-L	Normal	4
76	16APSK 5/9-L	Normal	4
77	16APSK 26/45	Normal	4
78	16APSK 3/5	Normal	4
79	16APSK 3/5-L	Normal	4
80	16APSK 28/45	Normal	4
81	16APSK 23/36	Normal	4
82	16APSK 2/3-L	Normal	4
83	16APSK 25/36	Normal	4
84	16APSK 13/18	Normal	4
85	16APSK 7/9	Normal	4
86	16APSK 77/90	Normal	4
87	32APSK 2/3-L	Normal	5
88	Reserved - length 32APSK	Normal	5
89	32APSK 32/45	Normal	5
90	32APSK 11/15	Normal	5
91	32APSK 7/9	Normal	5
92	64APSK 32/45-L	Normal	6
93	64APSK 11/15	Normal	6
94	Reserved - length 64APSK	Normal	6
95	64APSK 7/9	Normal	6
96	Reserved - length 64APSK	Normal	6
97	64APSK 4/5	Normal	6
98	Reserved - length 64APSK	Normal	6
99	64APSK 5/6	Normal	6
100	128APSK 3/4	Normal	7
101	128APSK 7/9	Normal	7
102	256APSK 29/45-L	Normal	8
103	256APSK 2/3-L	Normal	8
104	256APSK 31/45-L	Normal	8
105	256APSK 32/45	Normal	8
106	256APSK 11/15-L	Normal	8
107	256APSK 3/4	Normal	8
108	BPSK 1/5	Medium	2 (note 2)
109	BPSK 11/45	Medium	2 (note 2)
110	BPSK 1/3	Medium	2 (note 2)
111	BPSK-S 1/5	Short	2 (note 3)
112	BPSK-S 11/45	Short	2 (note 3)

$(b_0, b_1, b_2, \dots, b_6)$ decimal value	Canonical MODCOD name	Code Type	Number of XFECFRAME per Bundled Frame
113 to 127	Reserved	n/a	n/a
NOTE 1: The shortening/puncturing as shown in Table 19a and Table19b does not apply, $n_{ldpc} = 64\ 800$.			
NOTE 2: The shortening/puncturing as shown in Table 19a and Table19c does not apply, $n_{ldpc} = 32\ 400$.			
NOTE 3: The shortening/puncturing as shown in Table 19a and Table19d does not apply, $n_{ldpc} = 16\ 200$.			

E.3.4.3 SF-Pilot Structure

There are two different types of pilots defined in this super-frame format. The first type is based on pilot fields of 36 symbols repeated throughout the super-frame as per the following specification:

- $P_{SF} = 36$ symbols;
- Number of pilot fields per super-frame = 639.

The starting symbol of each pilot field, with reference to the first symbol in the super-frame, is determined as follows:

$$\text{Start}_{\text{pilot-field}}(m) = 1\ 665 + (m-1) \times 956 \quad \text{for } m = 1, \dots, 639$$

Thus, the pilot fields repeat periodically within each super-frame with a repetition period of 956 symbols (as shown in Figure E.5). It should be noted that the periodicity of pilot fields is not kept between super-frames (the distance between the closest pilot fields of two consecutive super-frames is not 956).

The pilot positions within each super-frame are carefully selected such that pilot fields do not collide with PLHEADER of bundled frames.

For this super-frame format the start of each PLH, with reference to the start of the super-frame, is determined as:

$$\text{Start}_{\text{PLH}}(n) = 721 + (n-1) \times 67\ 920 \quad \text{for } n = 1, \dots, 9$$

There are 71 pilot fields per each bundled frame (summing up to a total of 639 pilot fields). In this super-frame format, the pilot fields are always present. There is no signalling w.r.t. pilot presence.

The pilot fields are determined by a Walsh-Hadamard (WH) sequence of size 32 plus padding of 4 bits. Thus, a set of $2^5 = 32$ orthogonal WH sequences results from the following recursive construction principle:

$$\text{Apply } H_{2m} = \begin{bmatrix} H_m & H_m \\ H_m & -H_m \end{bmatrix} \text{ starting from } H_1 = [1] \text{ until } H_{32} \text{ is deduced.}$$

The i -th row of H_{32} corresponds to the i -th WH sequence with $i = 0, \dots, 31$. For the sake of padding, a matrix of size 32×4 is appended. This matrix is generated from H_4 by repeating H_4 vertically to get:

$$H_{\text{padding}} = [H_4; H_4; \dots; H_4].$$

Putting both matrices together yields:

$$H_{\text{PilotA}} = [H_{32} \ H_{\text{padding}}],$$

hosting the whole set of possible pilot sequences h_i row by row. However, the selection of i is a static choice for the transmit signal. Different signals may feature different i -values, which is considered to be a priori knowledge for the terminal. The default value for i is 0 if nothing else is specified.

Before the reference data scrambling is applied, the chosen sequence h_i is multiplied by $(1 + j)/\sqrt{2}$.

The first entry of h_i has to be sent first.

In addition to pilot fields described above, each bundled PLFRAME also includes 180 known symbols inserted after the PLH, as shown in Figure E.5 as P2, with a modulation similar to the corresponding bundled PLFRAME. These symbols are defined as follows.

For bundled frames with BPSK, QPSK and 8PSK modulations:

- Define sequence $v'=[1 \ 1 \ 1 \ -1 \ -1 \ -1 \ 1 \ -1 \ -1 \ 1 \ -1 \ 1]$
- Multiply the sequence v' by $(1 + j)/\sqrt{2}$
- Repeat the sequence 15 times to obtain 180 symbols

For bundled frames with 8APSK, 16APSK, 32APSK, 64APSK, 128APSK and 256APSK modulations:

- Denote by m' the index of the MODCOD used in the corresponding bundled PLFRAME.
- Denote by M the number of constellation points for MODCOD m' , $M = 8, 16, 32, 64, 128$ or 256 .
- Define $L = \log_2(M)$, $L = 3, 4, 5, 6, 7, 8$.
- The P2 pilot field is $\mathbf{v}=[v_0, v_1, \dots, v_{179}]$ where each element is a constellation point from MODCOD m' .
- The mapping between labels and constellation points is provided by the mapping function $v_i = f_{\text{mod}}(\mathbf{x}_i, m')$ where \mathbf{x}_i is a L -bits label and v_i is the corresponding constellation point as specified in clause 5.4.
- Define $\mathbf{x} = f_{\text{bin}}(z, L)$ the function returning the L less significant digits of the binary representation of the integer z . For example $f_{\text{bin}}(2, 4) = (0, 0, 1, 0)$ and $f_{\text{bin}}(20, 4) = (0, 1, 0, 0)$.
- The generation of the P2 pilot field $\mathbf{v}=[v_0, v_1, \dots, v_{179}]$ proceeds as follows:

$$\begin{aligned} &\text{For } i = 0, \dots, 179 \\ &\mathbf{x}_i = f_{\text{bin}}(i, L) \text{ and } v_i = f_{\text{mod}}(\mathbf{x}_i, m') \end{aligned}$$

E.3.5 Format Specification 3: Bundled PLFRAME (16 200 Payload Size) with SF-Pilots

E.3.5.0 General aspects

This format accommodates bundled PLFRAMEs of constant length, which follows the same structure as in format 2, but shorter bundled PLFRAMEs are used. The bundled PLFRAMEs are aligned within the super-frame. Hence, the start of each bundled PLFRAME within a super-frame can be determined based on the super-frame format. An example of the overall super-frame structure corresponding to format 3 as defined in Table E.1 is shown in Figure E.7. It should be noted that the position of pilot or the start of bundled PLFRAME does not align with 90-symbol slots (CUs).

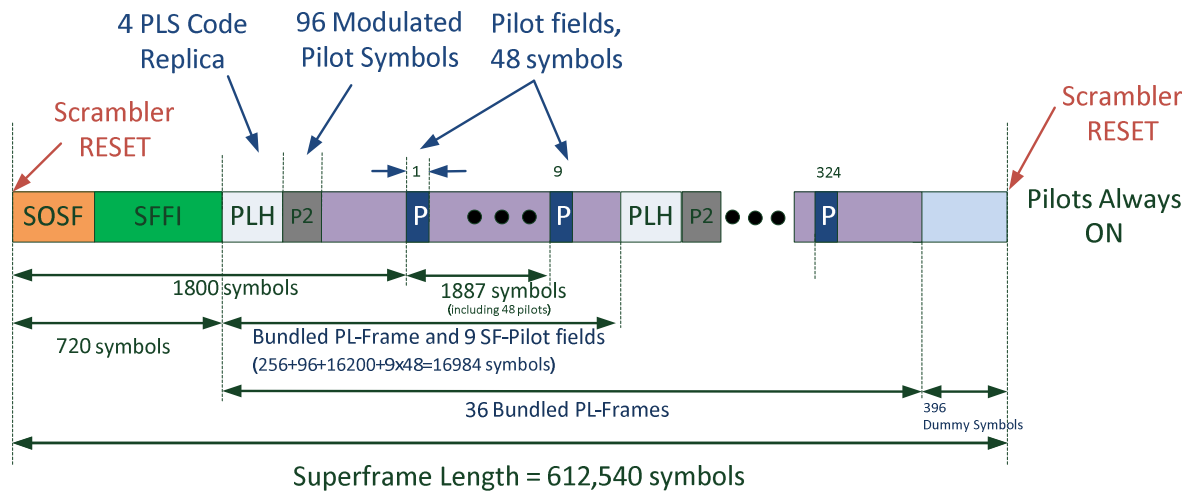


Figure E.7: Super-frames of format 3 with bundled PLFRAMES (16 200 Payload Size)

Resource allocation is done by means of a symbol-wise mapping into super-frame. There is no CU definition.

Overhead of this format (incl. SOSF, SFFI, PLH, Pilots) is 4,79 %.

SF-aligned scrambling is used according to clause E.2.4:

- The reference data scrambler is applied to the SOSF and the SF-aligned pilots (pilot fields P, as shown in Figure E.7).
- The payload data scrambler is applied to the SFFI, the bundled PLFRAMES including the PLS code, Modulated Pilot symbols (P2 in Figure E.7) and the dummy symbols at the end of the super-frame.

E.3.5.1 Bundled PLFRAME Definition

Short bundled PLFRAMES are designed to maintain a constant PLFRAME size (measured in symbols):

- PLFRAME payload size: 16 200 symbols.
- PLHEADER: 256 symbols (4 replica of identical PLS code).
- Super-frame size is set to 612 540 symbols, identical to that for all other super-frame formats.
- There are 36 bundled frames per each super-frame in this format.
- Each bundle contains 256 symbols of the PLHEADER, 16 200 symbols of payload, 96 known modulated symbols (P2) from the payload constellation format of the corresponding PLFRAME and 9 pilot fields with 48 symbols in each pilot field. The total bundled frame length is 16 984 symbols.
- Modulated pilots symbols are inserted after the PLH and selected from the same constellation format as the data payload of the corresponding bundled PLFRAME. Any gateway-based payload data pre-processing technique (pre-distortion, pre-coding) shall be applied to these pilots as well.
- Pilots are always present. There are 324 fields of pilots with 48 symbols in each pilot group and repeated every 1 887 symbols.
- The first pilot field starts at symbol 1 801 with reference to the first symbol in the super-frame.
- Each super frame includes 720 symbols for SOSF and SFFI.
- As shown in Figure E.7, there are 396 dummy symbols at the end of each super-frame.

Each bundled PLFRAME comprises multiple XFECFRAMEs with the same MODCODs and a common PLHEADER. The overall symbol size remains constant, independent of the modulation format. Figure E.8 illustrates the structure of bundled PLFRAMEs for different modulation formats, i.e.:

- For QPSK and higher order constellations, only SHORT size FECFRAMEs are applicable.
- For $\pi/2$ BPSK, only SHORT size FECFRAMEs are applicable.
- Spread $\pi/2$ BPSK is not available in this format.

In this bundled PLFRAME: **Only Short FECFRAMEs with modulation order up to 32APSK are considered.**

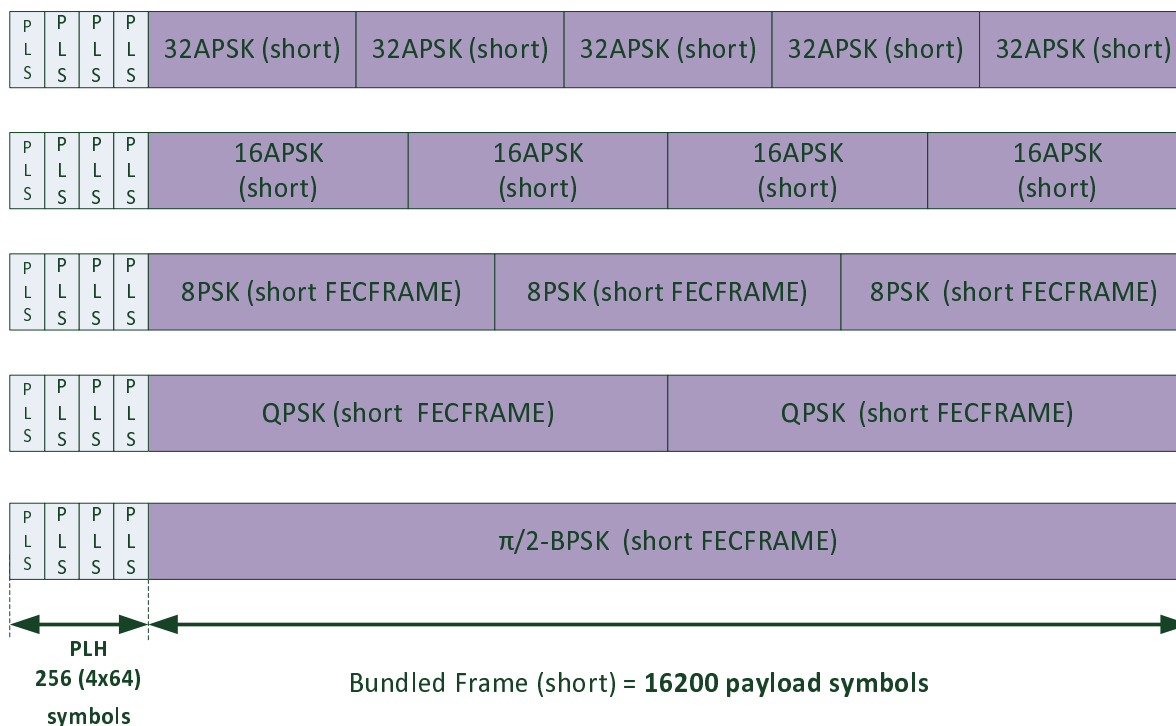


Figure E.8: Bundled PLFRAMEs of 16 200 payload size (pilots not shown)

The use of bundled PLFRAMEs is signalled to receivers using the format identifier field of super-frame. Table E.1 shows 2 different bundled PLFRAME formats defined in a super-frame structure.

E.3.5.2 PLHEADER Specification for Short Bundled PLFRAME

PLHEADER for bundled PLFRAME consists of 4 replica of the 64-bit PLS code defined in clause 5.5.2.4 of ETSI EN 302 307-1 [3]. No SOF is included in the PLHEADER for the bundles PLFRAME. Thus, the PLHEADER has 256 symbols with $\pi/2$ BPSK modulation.

Each PLS code carries 7 signalling bits defining the MODCODs type used for the entire bundled PLFRAME. All sub-frames within each bundle share the same MODCOD as signalled by the common PLHEADER. The PLS code repetition (equivalent to spreading factor 4) is to allow reliable detection of the MODCODs at Very Low SNR.

When PLS signalling bits $(b_0, b_1, b_2, b_3, b_4, b_5, b_6) = (0, 1, 0, 0, 0, 0, 0)$ i.e. dummy PLFRAME according to the Table 12 of clause 5.5.2.2 in ETSI EN 302 307-1 [3], bundled PLFrame length shall be 16 200 symbols. It means to have 5 times length of a dummy PLFRAME (= 3 240 symbol length) which is composed of unmodulated symbols $(I,Q) = (1/\sqrt{2}, 1/\sqrt{2})$.

For this super-frame format the MODCOD field mapping is defined as below. The signalling bits are denoted as (b_0, b_1, \dots, b_6) , where b_0 is the Most Significant Bit (MSB) and b_6 is the Least Significant Bit (LSB).

If $b_0 = 0$, then (b_1, b_2, \dots, b_6) shall be encoded according to ETSI EN 302 307-1 [3], clause 5.5.2.3 and clause 5.5.2.2. In this super-frame format only short FECFRAMEs are allowed. Thus, $b_1 = 1$. The 5 LSB bits (b_2, \dots, b_6) define the MODCODs as per clause 5.5.2.2, Table 12 in ETSI EN 302 307-1 [3].

If $b_0 = 1$, then (b_1, b_2, \dots, b_6) shall be encoded according to Table E.4. For VL-SNR MODCODs (namely, 64, 65 and 66 in Table E.4), the puncturing and shortening of clause 5.5.2.6 shall not be applied. From the code performance point of view, the MODCOD thresholds are slightly lower than those reported in Table 20b and Table 20c since there is no code puncturing applied.

Table E.4: Super-frame Format 3 MODCOD Coding

$(b_0, b_1, b_2, \dots, b_6)$ decimal value	Canonical MODCOD Name	Code Type	Number of XFECFRAME per Bundled Frame
64	BPSK 1/5	Short	1 (note)
65	BPSK 4/15	Short	1 (note)
66	BPSK 1/3	Short	1 (note)
67	QPSK 11/45	Short	2
68	QPSK 4/15	Short	2
69	QPSK 14/45	Short	2
70	QPSK 7/15	Short	2
71	QPSK 8/15	Short	2
72	QPSK 32/45	Short	2
73	8PSK 7/15	Short	3
74	8PSK 8/15	Short	3
75	8PSK 26/45	Short	3
76	8PSK 32/45	Short	3
77	16APSK 7/15	Short	4
78	16APSK 8/15	Short	4
79	16APSK 26/45	Short	4
80	16APSK 3/5	Short	4
81	16APSK 32/45	Short	4
82	32APSK 2/3	Short	5
83	32APSK 32/45	Short	5
84 to 127	Reserved	n/a	n/a

NOTE: The shortening/puncturing as shown in Table 19a and Table 19d does not apply, $n_{\text{ldpc}} = 16\ 200$.

E.3.5.3 SF-Pilot Structure

There are two different types of pilots defined in this super-frame format. The first type is based on pilot fields of 48 symbols repeated throughout the super-frame as per the following specification.

The super-frame pilots follow the configuration:

- $P_{\text{SF}} = 48$ symbols,
- Number of pilot fields per super-frame = 324.

The starting symbol of each pilot field, with reference to the first symbol in the super-frame, is determined as follows:

$$\text{Start}_{\text{pilot-field}}(m) = 1\ 801 + (m-1) \times 1\ 887 \quad \text{for } m = 1, \dots, 324$$

Thus, the pilot fields repeat periodically within each super-frame with a repetition period of 1 887 symbols (as shown in Figure E.7). It should be noted unlike Type A SF-Pilots, that the periodicity of pilot fields is not kept between super-frames.

The pilot positions within each super-frame are carefully selected such that pilot fields do not collide with PLHEADER of bundled frames.

For this super-frame format the start of each PLH, with reference to the start of the super-frame, is determined as:

$$\text{Start}_{\text{PLH}}(n) = 721 + (n-1) \times 16\ 984 \quad \text{for } n = 1, \dots, 36$$

The SF-Pilot structure is shown in Figure E.7. The pilot fields are always present. There is no signalling w.r.t. pilot presence.

The pilot fields are determined by a Walsh-Hadamard (WH) sequence of size 32 plus padding of a Walsh-Hadamard (WH) sequence of size 16. A set of $2^5 = 32$ orthogonal WH sequences results from the following recursive construction principle:

$$\text{Apply } H_{2m} = \begin{bmatrix} H_m & H_m \\ H_m & -H_m \end{bmatrix} \text{ starting from } H_1 = [1] \text{ until } H_{32} \text{ is deduced.}$$

The i -th row of H_{32} corresponds to the i -th WH sequence with $i = 0, \dots, 31$. For the sake of padding, a matrix of size 32×16 is appended. This matrix is generated from H_{16} by repeating H_{16} vertically to get:

$$H_{\text{padding}} = [H_{16}; H_{16}].$$

Putting both matrices together yields:

$$H_{\text{Pilot3}} = [H_{32} \ H_{\text{padding}}],$$

hosting the whole set of possible pilot sequences h_i row by row. However, the selection of i is a static choice for the transmit signal. Different signals may feature different i -values, which is considered to be a priori knowledge for the terminal. The default value for i is 0 if nothing else is specified.

Before the reference data scrambling is applied, the chosen sequence h_i is multiplied by $(1 + j) / \sqrt{2}$.

The first entry of h_i has to be sent first.

In addition to pilot fields described above, each bundled PLFRAME also includes 96 known symbols inserted after the PLH, as shown in Figure E.7 as P2, with a modulation similar to the corresponding bundled PLFRAME. These symbols are defined as follows:

For bundled frames with BPSK, QPSK and 8PSK modulations:

- Define sequence $v' = [1 \ 1 \ 1 \ -1 \ -1 \ -1 \ 1 \ -1 \ -1 \ 1 \ -1 \ 1]$
- Multiply the sequence v' by $(1 + j) / \sqrt{2}$
- Repeat the sequence 8 times to obtain 96 symbols

For bundled frames with 16APSK, and 32APSK, modulations:

- Denote by m' the index of the MODCOD used in the corresponding bundled PLFRAME.
- Denote by M the number of constellation points for MODCOD m' , $M = 16$ or 32 .
- Define $L = \lceil \log_2(M) \rceil$, $L = 4$ or 5 .
- The P2 pilot field is $\mathbf{v} = [v_0, v_1, \dots, v_{95}]$ where each element is a constellation point from MODCOD m' .
- The mapping between labels and constellation points is provided by the mapping function $v_i = f_{\text{mod}}(\mathbf{x}_i, m')$ where \mathbf{x}_i is a L -bits label and v_i is the corresponding constellation point as specified in clause 5.4.
- Define $\mathbf{x} = f_{\text{bin}}(z, L)$ the function returning the L less significant digits of the binary representation of the integer z . For example $f_{\text{bin}}(2, 4) = (0, 0, 1, 0)$ and $f_{\text{bin}}(20, 4) = (0, 1, 0, 0)$.
- The generation of the P2 pilot field $\mathbf{v} = [v_0, v_1, \dots, v_{95}]$ proceeds as follows:

$$\begin{aligned} &\text{For } i = 0, \dots, 95 \\ &\mathbf{x}_i = f_{\text{bin}}(i, L) \text{ and } v_i = f_{\text{mod}}(\mathbf{x}_i, m') \end{aligned}$$

E.3.6 Format Specification 4: Flexible Format with VL-SNR PLH tracking

E.3.6.0 General aspects

This super-frame format reuses several elements of format 0 with slight modifications and extension, which are:

- Insertion of a Super-Frame Header (SFH) and a SFH-Trailer (ST).
- No VL-SNR burst-mode operation but VL-SNR PLH tracking due to PLH spreading and pointer to the first PLH in a super-frame.
- Different PLH protection levels and PLH pointer signalled by the SFH.
- Application of the two way SF-scrambler.
- CU size of 90 symbols.

The resulting super-frame structure using format 4 is visualized in Figure E.9.

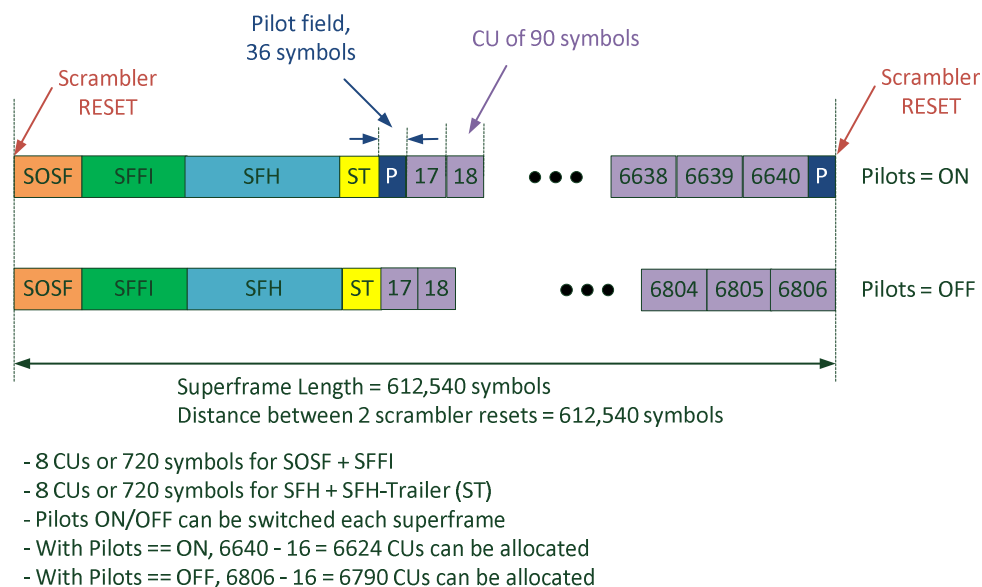


Figure E.9: Super-frames with resource allocation structure of format 4, where SF-pilots are ON (upper super-frame) and OFF (lower super-frame)

The main characteristics of mapping PLFRAME into super-frames are:

- Each XFECFRAME is preceded by a PLH, which forms a PLFRAME.
- PLFRAMEs have no alignment with super-frames except of the CU grid.
- All PLFRAMEs (including spread PLFRAMEs with the extra pilot CUs) are in length a multiple of CUs.
- Individual PLFRAMEs can span over more than one super-frame.

The SFH contains a pointer to the **first complete** PLH occurring in the current super-frame. Thus, PLH tracking by the terminal in VL-SNR conditions is possible.

This format introduces the following overhead:

- SOSF+SFFI+SFH+ST = 0,24 % w.r.t. super-frame length.
- SOSF+SFFI+SFH+ST with SF pilots = 2,67 % w.r.t. super-frame length.

SF-aligned scrambling is used according to clause E.2.4:

- The reference data scrambler is applied to the SOSF, ST and the SF-aligned pilots.
- The payload data scrambler is applied to the SFFI, SFH, PLH and the PLFRAMES.

E.3.6.1 Super-Frame Header (SFH)

The SFH code is constructed as follows:

- Number of information bits: 14; meaning and order:
 - 1) 11 bit pointer to first complete PLH (counting in CUs).
 - 2) 1 bit SF-pilots ON/OFF: 0 = SF-pilots OFF, 1 = SF-pilots ON.
 - 3) 2 bits PLH protection within the current super-frame:
 - '00': PLH spreading = 1, BPSK modulation (standard protection)
→ Highest payload spreading factor within this super-frame = 1.
 - '01': PLH spreading = 2, BPSK modulation (robust protection)
→ Highest payload spreading factor within this super-frame = 2.
 - '10': PLH spreading = 5, BPSK modulation (most robust protection)
→ Highest payload spreading factor within this super-frame = 5.
 - '11': PLH punctured, QPSK modulation (high efficiency protection)
→ Only allowed for 8PSK payload MODCODS and above within this super-frame.
- The applied tail-biting convolutional code of rate 1/5 with the following polynomials is equal to the one for PL signalling in ETSI EN 302 307-1 [3], Annex M, but without puncturing, i.e. 14 input bits generate 70 output bits:
 - $G_0 = [10101]$
 - $G_1 = [10111]$
 - $G_2 = [11011]$
 - $G_3 = [11111]$
 - $G_4 = [11001]$
- Block-wise (meaning code-word-wise) repetition with a repetition factor of 9, which means the concatenation $\tilde{c}_{SFH} = [c_{SFH} \ c_{SFH} \ c_{SFH} \ \dots \ c_{SFH}]$.
- Overall "code rate" is $R_{SFH} = 1/45$.
- SFH size is 630 BPSK symbols, which corresponds to 7 CUs.

Before the payload data scrambling is applied, the spread code word is BPSK modulated by $(-2 \cdot \tilde{c}_{SFH} + 1) \cdot (1 + 1j)/\sqrt{2}$ in order to meet QPSK constellation points.

The maximum pointer value depends on the size of the CU and the maximum (spread) codeword length (in CUs). Thus, for the size of the CU = 90 symbols, the pointer has to cover 11 bit. The pointer value 0 points to the first CU in the frame, thus the start of the SOSF.

However, pointer values 0 to 15 have no meaning for pointing to the first PLH because these CUs host SOSF, SFFI, and SFH+ST. Unless there is no meaning specified for these values like, e.g. modulator error codes, the terminal PLH tracker should ignore it as non-valid pointing data and rely on its PLH tracking.

E.3.6.2 SFH-Trailer (ST)

The SFH-Trailer (ST) sequence comprises 90 symbols. The binary sequence is composed of a 64 bit long Walsh-Hadamard (WH) sequence plus padding of 26 bits. Thus, a set of $2^6 = 64$ orthogonal WH sequences results from the following recursive construction principle:

$$\text{Apply } H_{2m} = \begin{bmatrix} H_m & H_m \\ H_m & -H_m \end{bmatrix} \text{ starting from } H_1 = [1] \text{ until } H_{64} \text{ is deduced.}$$

The i -th row of H_{64} corresponds to the i -th WH sequence with $i = 0, \dots, 63$. For the sake of padding, a matrix of size 64×26 is appended. This matrix is generated from H_{32} by deleting the first three and the last three columns, i.e. $H_{26} = H_{32}(:, 3:28)$, and repeat H_{26} vertically to get:

$$H_{\text{padding}} = [H_{26}; H_{26}].$$

Putting both matrices together yields:

$$H_{\text{ST}} = [H_{64} \ H_{\text{padding}}],$$

hosting the whole set of possible ST sequences h_i row by row. However, the selection of i is a static choice for the transmit signal. Different signals may feature different i -values, which is considered to be a priori knowledge for the terminal. The default value for i is 0 if nothing else is specified. Note that not all sequences h_i are fully orthogonal due to the padding matrix properties.

Before the reference data scrambling (see clause E.2.4) is applied, the chosen sequence h_i is multiplied by $(1 + j) / \sqrt{2}$. The first entry of h_i has to be sent first.

E.3.6.3 Physical Layer Header (PLH)

E.3.6.3.0 General aspects

The PLH is constructed from a concatenation of a SOF and a PLSCODE (20 symbols and 160 symbols for standard protection). It is closely related to the PLH definition in ETSI EN 302 307-1 [3], Annex M but without puncturing of the PLSCODE. Here, four protection levels of the PLH are specified, which use different modulation and spreading.

E.3.6.3.1 PLSCODE Definition

The PLSCODE is constructed in analogy to ETSI EN 302 307-1 [3], Annex M. The definition for standard protection is as follows:

- Number of information bits: 16; meaning and order:
 - 1) 8 bits MOD/COD/SPREAD/SIZE, see clause E.3.6.3.3.
 - 2) 8 bits for TSN according to application, see Annex M of ETSI EN 302 307-1 [3].
- Tail-biting convolutional code of rate 1/5 with the following polynomials (identical to SFH), i.e. 16 input bits generate 80 output bits:
 - $G_0 = [10101]$
 - $G_1 = [10111]$
 - $G_2 = [11011]$
 - $G_3 = [11111]$
 - $G_4 = [11001]$

- Block-wise (meaning code-word-wise) repetition with a repetition factor of 2, which means the concatenation $\tilde{c}_{PLH} = [c_{PLH} \ c_{PLH}]$.
- Overall "code rate" is 1/10, which corresponds to the standard protection like in ETSI EN 302 307-1 [3], Annex M.
This is the basis for the on-top definition of the PLH protection levels, which specifies puncturing, modulation, and spreading.

The PLH (SOF and PLSCODE) is scrambled with the payload data scrambler. The PLSCODE-related scrambling from ETSI EN 302 307-1 [3], clause M.2.1 is not applicable for this format.

E.3.6.3.2 PLH Protection Levels

As signalled via the SFH, four different PLH protection levels are possible, see Table E.5, which holds for all PLHs in a super-frame. The spreading factors refer to block-wise repetition. The modulation of the PLSCODE can be:

- BPSK defined by $(-2 \cdot \tilde{c}_{PLH} + 1) \cdot (1 + 1j)/\sqrt{2}$; or
- QPSK as specified in ETSI EN 302 307-1 [3], clause 5.4.1.

The high efficiency protection requires a puncturing of the PLSCODE. The bits with the following indices are punctured:

0, 8, 16, 24, 32, 40, 48, 56, 64, 72, 84, 92, 100, 108, 116, 124, 132, 140, 148, 156.

The resulting overall code rate is 1/8,75 in this high efficiency mode.

Table E.5: Meaning of the PLH protection levels in terms of modulation and properties

PLH protection level	Spread	Modulation	Overall Code Rate	Num. SLOTS
0 0 (standard prot.)	1	BPSK	$R_{PLH,00} = 1/10$	2
0 1 (robust prot.)	2	BPSK	$R_{PLH,01} = 1/20$	4
1 0 (very robust prot.)	5	BPSK	$R_{PLH,10} = 1/50$	10
1 1 (high efficiency)	1	QPSK + Punct.	$R_{PLH,11} = 1/8,75$	1

The resulting four different PLH structures are visualized in Figure E.10.

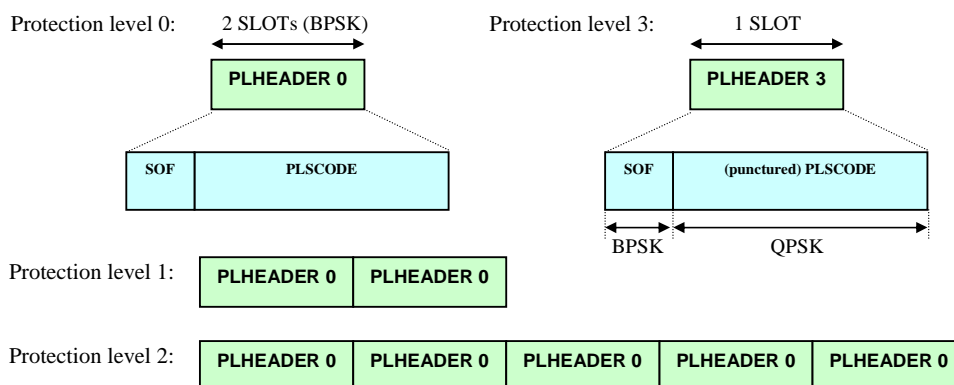


Figure E.10: Structure of the different PLHEADER protection levels

E.3.6.3.3 Signalling of MOD/COD/SPREAD/SIZE

The definition of ETSI EN 302 307-1 [3], Annex M is reused, but modified as follows:

- $(u_0, u_1, u_2, u_3, u_4, u_5, u_6, u_7) = 8$ bit PLS Code signalling for MOD/COD/SPREAD/SIZE signalling according to the following cases:

If $u_0 = 0$, the following MOD/COD/SPREAD/SIZE signalling is applicable:

- If $u_1 = 0$, the decimal values of $(u_2, u_3, u_4, u_5, u_6)$ correspond for the decimal value range $1_D \dots 28_D$ to the MODCODs of Table 12 of ETSI EN 302 307-1 [3].
- u_7 signals the SIZE (0 = normal, 1 = short, not available for FEC 9/10)
The PLS Code signalling value is derived from $(u_0, u_1, u_2, u_3, u_4, u_5, u_6, u_7)$ with the decimal value range $2_D \dots 56_D$.
The size information in CUs is part of Table E.8.
- For a conventional Dummy PL Frame with MODCOD = 0_D the PLS Code signalling value $(u_0, u_1, u_2, u_3, u_4, u_5, u_6, u_7) = 0_D$.
- If $u_1 = 1$, the PLS Code signalling values for $(u_1, u_2, u_3, u_4, u_5, u_6, u_7)$ are defined by the MODCODs of Table E.6 with a decimal value range $64_D \dots 79_D$.
 u_7 signals the SIZE (0 = normal or medium, 1 = short) .
The PLS Code signalling value is derived from $(u_0, u_1, u_2, u_3, u_4, u_5, u_6, u_7)$ with the decimal value range $64_D \dots 127_D$.
The size information in CUs is listed in Table E.8.

Table E.6: Mod/Cod/Spread Coding

Annex-I Index	PLS code decimal value ($u_0, u_1, u_2, u_3, u_4, u_5, u_6, u_7$)	MOD/COD/SPREAD	Comment (code definition)
0	64_D	QPSK, 1/5, Spreading 5	medium size (the present document, Table C.8). See note 1
1	65_D		Not defined
2	66_D	QPSK, 1/4, Spreading 5	normal size (ETSI EN 302 307-1 [3], Table B.1)
3	67_D	QPSK, 1/4, Spreading 5	short size (ETSI EN 302 307-1 [3], Table C.1). See notes 1 and 2
4	68_D	QPSK, 1/3, Spreading 5	normal size (ETSI EN 302 307-1 [3], Table B.2)
5	69_D	QPSK, 1/3, Spreading 5	short size (ETSI EN 302 307-1 [3], Table C.2). See note 1
6	70_D	QPSK, 2/5, Spreading 5	normal size (ETSI EN 302 307-1 [3], Table B.3)
7	71_D	QPSK, 2/5, Spreading 5	short size (ETSI EN 302 307-1 [3], Table C.3)
8	72_D	QPSK, 1/5, Spreading 2	medium size (the present document, Table C.8). See note 1
9	73_D		Not defined
10	74_D	QPSK, 1/4, Spreading 2	normal size (ETSI EN 302 307-1 [3], Table B.1)
11	75_D	QPSK, 1/4, Spreading 2	short size (ETSI EN 302 307-1 [3], Table C.1), See notes 1 and 2
12	76_D	QPSK, 1/3, Spreading 2	normal size (ETSI EN 302 307-1 [3], Table B.2)
13	77_D	QPSK, 1/3, Spreading 2	short size (ETSI EN 302 307-1 [3], Table C.2). See note 1
14	78_D	QPSK, 2/5, Spreading 2	normal size (ETSI EN 302 307-1 [3], Table B.3)

Annex-I Index	PLS code decimal value ($u_0, u_1, u_2, u_3, u_4, u_5, u_6, u_7$)	MOD/COD/SPREAD	Comment (code definition)
15	79 _D	QPSK, 2/5, Spreading 2	short size (ETSI EN 302 307-1 [3], Table C.3). See note 3
NOTE 1: The shortening/puncturing as shown in Table 19a, Table 19c and Table 19d does not apply.			
NOTE 2: These code rates are effectively rate 1/5, short.			
NOTE 3: Same efficiency and similar error performance as MODCOD QPSK, 1/4, short.			

If $u_0 = 1$, there is a MOD/COD/SIZE table according to clause 5.5.2.2, Table 17a. It is applicable but with the modifications as listed in Table E.7. Note that u_7 does not signal NORMAL/SHORT. It is set constant to $u_7 = 0$, which leads to even PLS code decimal values, indicating that frame aligned pilots are off. $u_7 = 1$ would lead to odd PLS codes which according to clause 5.5.2 would indicate that frame aligned pilots are on. But frame aligned pilots are not used here, so PLS codes with $u_7 = 1$ are all RFU. The size information in CUs is listed in Table E.8.

Table E.7: Mod/Cod/Size Coding

PLS code decimal value ($u_0, u_1, u_2, u_3, u_4, u_5, u_6, u_7$)	MOD/COD/SIZE	Comment (code definition)
128 _D - 131 _D	RFU	
132 _D - 248 _D	See Table 17a, if included there, otherwise RFU, odd values are all RFU	(clause 5)
249 _D - 255 _D	RFU	

E.3.6.3.4 Field for TSN

Besides the original meaning of the TSN field, two values are predefined:

- 255: Dummy frames with deterministic content as specified in clause E.3.6.7.1.
- 254: Dummy frames with arbitrary (modulator specific) content but following the rules stated in clause E.3.6.7.2.

When applied in the meaning of a TSN in wideband transmission, Annex M and the Annex M of ETSI EN 302 307-1 [3] as well as the Implementation Guidelines contain slicing rules for the modulator to respect certain decoding capabilities of wideband terminals.

E.3.6.3.5 SOF Sequence

The SOF sequence is part of the PLH and consists of 20 known symbols. The bit sequence:

$$c_{SOF} = [1\ 0\ 0\ 1\ 1\ 1\ 1\ 0\ 1\ 0\ 1\ 0\ 1\ 0\ 1\ 1\ 1\ 0\ 0\ 1\ 0\ 0]$$

defines the first 20 symbols of the PLH, where the left most MSB is transmitted first. An alternative description of the sequence is 0x9D564.

BPSK modulation is applied to the SOF sequence by $(-2 \cdot c_{SOF} + 1) \cdot (1 + 1j)/\sqrt{2}$. This holds irrespective of the modulation of the PLSCODE, which can be either BPSK or QPSK.

The SOF as part of the PLH is also scrambled with the payload data scrambler.

E.3.6.4 PLFRAME structure

The specifications of XFECFRAMEs of ETSI EN 302 307-1 [3] and the present document are applicable as follows. A PLFRAME is constructed as shown in Figure E.11 before mapping to the CUs of a super-frame. Spreading of the XFECFRAME:

- XFECFRAME spreading is signalled via PLH.
- Spreading factors 1, 2, or 5 are accomplished by frame-wise repetition of the XFECFRAME.

- XFECFRAMEs with SPREAD > 1 contain additional pilot SLOTS as shown in clause E.3.6.5.2.

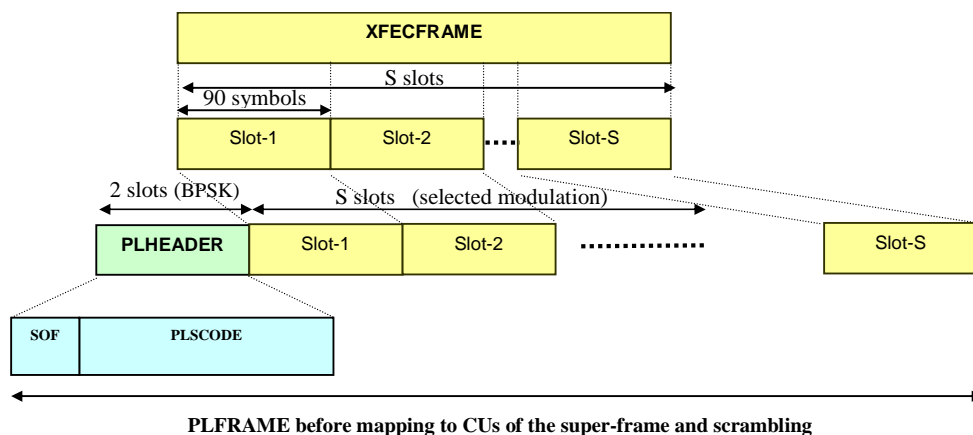


Figure E.11: Structure of a PLFRAME (without spreading and PLH protection level 0)

Table E.8 defines the resulting codeword lengths (in CUs) per combination of MOD/SPREAD and SIZE.

Table E.8: XFECFRAME lengths in CUs according to MOD, SPREAD, and SIZE

Modulation bit/symbol η_{MOD}	2	2	2	3	4	5	6	7	8
Spreading	5	2	1	1	1	1	1	1	1
CUs, Normal XFECFRAME	1 920 (note)	768 (note)	360	240	180	144	120	103	90
Modulation bit/symbol η_{MOD}	2	2	2	3	4	5	6	7	8
Spreading	5	2	1	1	1	1	1	1	1
CUs, Medium XFECFRAME	960 (note)	384 (note)	-	-	-	-	-	-	-
Modulation bit/symbol η_{MOD}	2	2	2	3	4	5	6	7	8
Spreading	5	2	1	1	1	1	1	1	1
CUs, Short XFECFRAME	480 (note)	192 (note)	90	60	45	36	-	-	-
Spreading	5	2	1	1	1	1	1	1	1
CUs, following PLHEADER, Conventional Dummy PL Frame	36	36	36						
NOTE:	XFECFRAMEs with SPREAD > 1 contain additional pilots SLOTS, which are included in the length calculation.								

The PLFRAMEs are scrambled with the payload data scrambler, see clause E.2.4. The PLFRAME-related scrambling from ETSI EN 302 307-1 [3], clause 5.5.4 is not applicable for this format.

E.3.6.5 Pilot structure

E.3.6.5.1 SF-Pilots

In case the super-frame shall consist of regular pilots, "pilots ON/OFF" within the SFH code is set to "1" = "ON". SF-aligned pilots of Type A (see clause E.3.1.1) are applied, i.e. pilot fields of length 36 symbols are regularly inserted after each 16 CUs, counting from the start of super-frame including the CUs for SOSF/SFFI/SFH/ST (16 CUs in total). The regularity of the pilot grid also holds from super-frame to super-frame in case pilots remain switched ON.

E.3.6.5.2 Special VL-SNR Pilots

In case the current PLH indicates a spreading factor > 1 for the actual XFECFRAME, additional CUs are dedicated as pilot sequences in order to achieve a robust phase estimation:

- Special VL-SNR pilot distance: 15 payload SLOTS.
- Pilot fields each of 90 symbols length.
- Constant I/Q symbols with constellation point $(1 + 1j)/\sqrt{2}$.

As these pilot fields are multiplexed with the payload data, they are also scrambled with the payload data scrambling. In all following figures showing possible super-frame configurations, standard SF-pilots are marked with P and the special VL-SNR pilot fields are marked by P'. This is reflected also by the exemplary short-size PLFRAME with spreading 2 in Figure E.12.

The extra pilot insertion is only triggered by the PLH by the usage of spreading > 1 for the actual XFECFRAME. Such case can only occur in configurations, where the SFH signals that PLH spreading is activated by means of the PLH protection. However, even in super-frames with super-frame pilots = OFF, the extra pilot fields will be available. A potential use-case may be a VL-SNR CCM transmission.

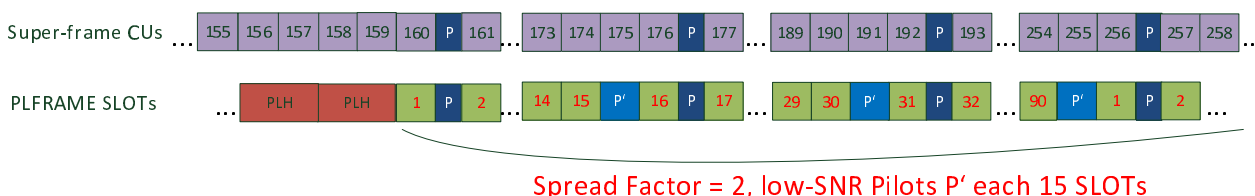


Figure E.12: Exemplary short-size PLFRAME with spreading 2 and VL-SNR pilots P' together with the super-frame-aligned pilots P

NOTE: The last SLOT of the spread XFECFRAME is always an extra pilot field. This is due to the fact that the size of unsread XFECFRAMEs is either 90 or 360 SLOTS for short or normal size, respectively, which are both multiples of the extra pilot field distance of 15 SLOTS.

E.3.6.6 Spreading and Signalling Rules

Although the way of spreading is already mentioned for each element individually, a brief overview is given here since it is the last step before mapping into the super-frame structure:

- SFH: Frame-wise spreading/repetition by a factor 9 (static).
- PLH: Frame-wise spreading/repetition by a factor 1, 2, or 5 (constant for each super-frame) as signalled via SFH. Note that the SFH signalling is valid for the **first complete** PLH occurring in the current super-frame.
- XFECFRAME: Frame-wise spreading/repetition by a factor 1, 2, or 5 as signalled via PLH. E.g. the repetition of entire XFECFRAMEs with a factor of 2 means transmitting the XFECFRAME twice consecutively. The order of SLOTS is as follows (for an exemplary spreading factor of 2 and a XFECFRAME length of 192 CUs including the special VL-SNR pilots P'):

$1, 2, 3, 4, \dots, 15, \mathbf{P'}, 16, 17, \dots, 89, 90, \mathbf{P'}, 1, 2, 3, 4, \dots, 89, 90, \mathbf{P'}$

- The spreading factor of the XFECFRAME (signalled by the PLH) is always less or equal to the spreading factor of the PLH (signalled by the SFH).

E.3.6.7 Dummy PL Frame Definition

E.3.6.7.0 General aspects

In addition to the conventional dummy frame as specified in ETSI EN 302 307-1 [3], clause 5.5.1, and indicated via MODCOD 0, further dummy frames are specified for this format.

The occurrence of this format-specific dummy PLFRAME is signalled via the PLH containing:

- TSN = 255: Dummy frames with deterministic content.
- TSN = 254: Dummy frames with arbitrary (modulator specific) content.

The following parameters of a dummy PLFRAME are signalled via the PLH:

- **Modulation** as signalled via the MOD/COD/SPREAD/SIZE field:
 - Modulation of the dummy frame data is consistent with the payload modulation of XFECFRAMEs. However, spreading is excluded from application for dummy frames.

COD of the dummy frame PLH shall also be considered, since different constellations for one modulation order are possible due to, e.g. different ring radii for APSK constellations.

- **Type "A" or type "B"** signalled via the SIZE (SHORT/NORMAL) indication in the PLH (see clause E.3.6.3.3):
 - The two dummy frame types are applicable for both TSN values. In opposite to dummy frame type A, the dummy frame of type B terminates immediately when the super-frame ends. Thus, it represents an exception condition for the PLH tracking at the terminal. The mapping of dummy frame type to the SIZE (SHORT/NORMAL) indication in the PLH is exploited:
 - SHORT size: Dummy frame type A = short XFECFRAME length, which shall be the regular choice, if the special properties of type B are not required.
 - NORMAL size: Dummy frame type B = normal XFECFRAME length but terminated with end of the actual super-frame.

NOTE: If a dummy frame type B is transmitted in the middle of a super-frame, i.e. out of the range of terminating with the end of the super-frame, it has the regular size of a normal XFECFRAME.

- **Length** of the dummy frame is determined by the MOD/COD/SPREAD/SIZE field. The lengths in Table E.8 hold except of termination of a dummy frame type B at the end of a super-frame.

The dummy frames are scrambled like all PLFRAMEs with the payload data scrambler.

E.3.6.7.1 Dummy PL frames with deterministic content

If TSN = 255 is signalled via PLH, the dummy PL frame content consists of a sequence of bits representing one FECFRAME and are derived from a PRBS sequence. For all modulation orders, the PRBS generator feeds its first 16 200 bits or 64 800 bits to the bit-to-symbol mapper according to the choice of a short or normal size dummy frame, respectively.

The sequence is generated by a feed-back shift register with:

- polynomial $1 + x^{14} + x^{15}$; and
- initial state 100101010000000;

See Figure E.13. This sequence, which is fed to the according bit-to-symbol mapper, has length $2^{15} = 32\,767$, which leads to repetitions in case of a normal size dummy frame or higher order constellations.

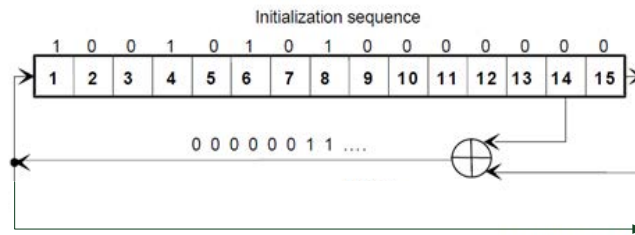


Figure E.13: Generation of PRBS sequence used as FECFRAME payload data replacement by deterministic dummy frame content

E.3.6.7.2 Dummy PL frames with arbitrary content

If TSN = 254 is signalled via PLH, the dummy PL frame content can be an arbitrary bit or even symbol sequence selected by the modulator. Nevertheless, the rules on short or normal sizes dummy frame still apply.

As this dummy frame content is commonly not known to the terminal, the terminal cannot exploit the content and shall ignore these dummy frames. If applicable, the received dummy frame samples can be fed back to the modulator by a return link not specified here.

E.3.7 Format Specification 5: Periodic Beam Hopping Format with VL-SNR and fragmentation Support

E.3.7.0 General aspects

This format is specifically designed to support beam hopping scenarios, however this format may also be used in continuous transmission scenarios.

A prescheduled beam hopping satellite system consists of one or several beam hopping transmission channels, operating concurrently and periodically, to serve one or multiple cell clusters respectively. Each BHTC illuminates cells within a cluster according to a Beam Hopping Time Plan (BHTP). A beam hopping cycle consists of an illumination pattern of consecutive cells in each cluster. A cell illumination time is defined as Dwell Time (DT) that could vary in time duration per cell dedicating a predefined time (dwell time) over each cell in the cluster.

Super-frame format 5 reuses several elements of format 4, including fragmentation, with slight modifications and extension, which are:

- Flexible setting of the Super-Frame Length SFL, in order to cope with Beam Hopping Time Plans with various dwell times.
- The adoption of bit-wise spreading (instead of block-wise spreading in Format 4) for the SFH field.
- The extension or modification of SFH to 720 symbols and suppression of ST field to generate 16 protected signalling bits.
- MODCODs allocations are different to extract a signalling bit needed to signal end of superframe and/or end of illumination.
- In beam hopping scenarios, SF pilots are always on.
- In continuous super-frame transmission scenarios, the SF pilots can be set to on or off (individually per SF).

The superframe length in this format is not fixed, but variable. It may end following any payload CU or pilot field. An illumination dwell may be comprised of several superframes.

The length of the superframe will be determined according to the following rules:

- 1) A superframe which is not the last one in a dwell time, will be of a length taken from the set: $SFL = n \times 1476$. The superframe shall then be terminated by a pilot field and followed by the SOSF of the next superframe.

- 2) The last superframe in a dwell can be of any required length (down to CU or Pilot field granularity) and shall be terminated by a postamble as specified in clause E.3.7.8.
- 3) The header of the last PLFRAME in a superframe is indicated by using a PLS bit (u_7 , see clause E.3.7.1).

The resulting super-frame structure using format 5 is visualized in Figures E.14. Figure E.14a shows the structure of a superframe which is not the last one in a dwell. Figure E.14b shows the structure of the last superframe in a dwell.

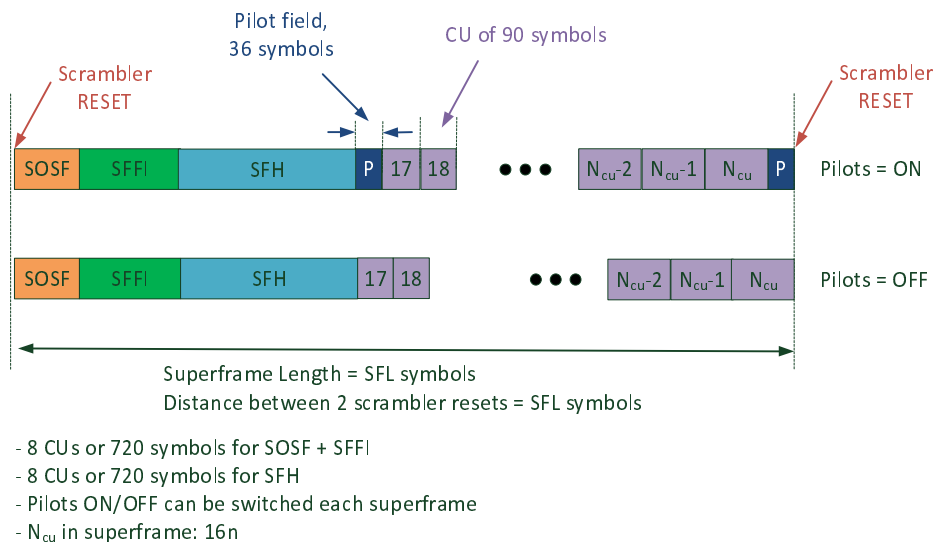


Figure E.14a: The structure of Super-frames with resource allocation structure of format 5, which are not the last superframe in a dwell. In beam hopping scenarios, SF pilots are always on. The Super-Frame duration is flexible (SFL symbols, granularity of 1 476 symbols)

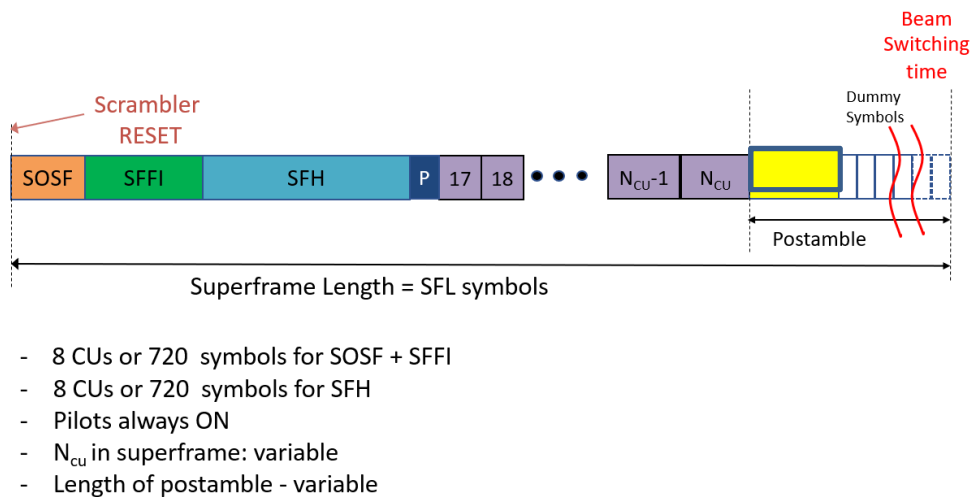


Figure E.14b: The structure of the last super-frame in a dwell, with resource allocation structure of format 5. In beam hopping scenarios, SF-pilots are always ON. The Super-Frame duration is flexible (SFL symbols, granularity of 1 symbol)

To acquire the transmission burst, even with very low SNR reception, the minimal length of a dwell shall be $6 \times 1\,476 = (8\,856)$ symbols plus the length of the postamble.

The maximal length of a superframe is not limited.

The main characteristics of mapping PLFRAME into super-frames, as per format 4, are:

- Each XFECFRAME is preceded by a PLH, which forms a PLFRAME.
- PLFRAMEs have no alignment with super-frames except of the CU grid.

- All PLFRAMES (including spread PLFRAMES with the extra pilot CUs) are in length a multiple of CUs.
- Individual PLFRAMES can span over more than one super-frame.

The SFH contains a pointer to the **first complete** PLH occurring in the current super-frame. Thus, PLH tracking by the terminal in VL-SNR conditions is possible. Fragmentation of data between superframes is supported. PLH shall not be fragmented between superframes (for example, by adding an additional segment of 16 CUs and a pilot field, or by terminating the superframe with a postamble, as defined in clause E.3.7.8).

SF-aligned scrambling is used according to clause E.2.4:

- The reference data scrambler is applied to the SOSF, and the SF-aligned pilots.
- The payload data scrambler is applied to the SFFI, SFH, PLH and the PLFRAMES.

E.3.7.1 Super-Frame Header (SFH)

The SFH code is constructed as follows:

- Number of information bits: 16; meaning and order:
 - 1) 11 bit pointer to first complete PLH (counting in CUs).
 - 2) 2 bits PLI (PLH protection level index) within the current super-frame:
 - '00': PLH spreading = 1, BPSK modulation (standard protection)
→ Highest payload spreading factor within this super-frame = 1.
 - '01': PLH spreading = 2, BPSK modulation (robust protection)
→ Highest payload spreading factor within this super-frame = 2.
 - '10': PLH spreading = 5, BPSK modulation (most robust protection)
→ Highest payload spreading factor within this super-frame = 5.
 - '11': PLH punctured, QPSK modulation (high efficiency protection)
→ Only allowed for 8PSK payload MODCODS and above within this super-frame.
 - 3) 1 bit indicates pilots on/off.
 - 4) 2 bits allocated to system level signalling, free for allocation by the system implementor, Default value is all zeros. Examples are given in the implementation guidelines.
- The applied tail-biting convolutional code of rate 1/5 with the following polynomials is equal to the one for PL signalling in ETSI EN 302 307-1 [3], Annex M, but without puncturing, i.e. 16 input bits generate 80 output bits:
 - $G_0 = [10101]$
 - $G_1 = [10111]$
 - $G_2 = [11011]$
 - $G_3 = [11111]$
 - $G_4 = [11001]$
- Bit-wise repetition with a repetition factor of 9.
- Overall "code rate" is $R_{SFH} = 1/45$.
- SFH size is 720 BPSK symbols, which corresponds to 8 CUs.

Before the payload data scrambling is applied, the spread code word is BPSK modulated by $(-2 \cdot \tilde{c}_{SFH} + 1) \cdot (1 + 1j)/\sqrt{2}$ in order to meet QPSK constellation points.

The maximum pointer value depends on the size of the CU and the maximum (spread) codeword length (in CUs). Thus, for the size of the CU = 90 symbols, the pointer has to cover 11 bits. The pointer value 0 points to the first CU in the frame, thus the start of the SOSF.

However, pointer values 0 to 15 have no meaning for pointing to the first PLH because these CUs host SOSF, SFFI, and SFH. Pointer value 0 indicates that no PLH is present in this SF but the CUs are occupied with PLFRAME data. The values 1 to 15 should be ignored as they are pointing to non-valid data.

For implementation and latency reasons, it is recommended that a single PLFRAME should not be fragmented to more than 2 superframes.

E.3.7.2 SFH-Trailer (ST)

ST Field is not applicable in this format.

E.3.7.3 Physical Layer Header (PLH)

E.3.7.3.0 General aspects

The PLH field shall not be fragmented over superframes or illumination dwells.

The PLH is constructed from a concatenation of a SOF and a PLSCODE (20 symbols and 160 symbols for standard protection). It is closely related to the PLH definition in ETSI EN 302 307-1 [3], Annex M but without puncturing of the PLSCODE. Here, four protection levels of the PLH are specified, which use different modulation and spreading.

E.3.7.3.1 PLSCODE Definition

The PLSCODE definition in this format is identical to Format 4 (see clause E.3.6.3.1).

E.3.7.3.2 PLH Protection Levels

The PLH Protection Levels in this format is identical to Format 4 (see clause E.3.6.3.2).

E.3.7.3.3 Signalling of MOD/COD/SPREAD/SIZE and TYPE

The definition of ETSI EN 302 307-1 [3], Annex M is reused, but modified as follows:

- $(u_0, u_1, u_2, u_3, u_4, u_5, u_6) = 7$ bits for MOD/COD/SPREAD/SIZE signalling.
- $(u_7) = \text{TYPE}$ "pilot" bit used for last PLFRAME in the super-frame signalling, where applicable.
 $u_7 = 1$ signals last PLFRAME within the super-frame or last PLFRAME of the dwell time.
 $u_7 = 0$ signals PLFRAME at other positions in the super-frame.
- Some non-used or reserved MODCOD from ETSI EN 302 307-1 [3], Table 12 and from the present document, Table 17a and 17b are newly defined as new spread PLFRAMES for VL-SNR, as described in Table E.9. The table contains the PLS code signalling values of the newly defined MODCODs with $u_7=0$.
- If $u_0 = 0$, the decimal values of $(u_1, u_2, u_3, u_4, u_5)$ correspond for the decimal value range $1_D \dots 28_D$ to the MODCODs of Table 12 of ETSI EN 302 307-1 [3].

u_6 signals the SIZE (0 = normal, 1 = short) ("short" not available for 9/10 code rate)

The PLS Code signalling values derived from $(u_0, u_1, u_2, u_3, u_4, u_5, u_6, u_7)$ for these MODCODs are with the decimal value range $4_D \dots 113_D$:

- For a conventional Dummy PL Frame with MODCOD = 0_D the PLS Code signalling value $(u_0, u_1, u_2, u_3, u_4, u_5, u_6, u_7)$ is 0_D .

- If $u_0 = 1$, the PLS Code signalling values derived from $(u_0, u_1, u_2, u_3, u_4, u_5, u_6, u_7)$ correspond for the decimal value range $132_D \dots 249_D$ to the values of clause 5.5.2.2 Table 17a, (with $u_7 = 0$).

Additionally, some values as included in Table E.9 are used from that decimal value range for VL-SNR MODCODS.

Table E.9: Mod/Cod/Spread/Size Coding

Annex-I Index	PLS code decimal value ($u_0, u_1, u_2, u_3, u_4, u_5, u_6, u_7$)	MOD/COD/SPREAD	Comment (code definition)
0	114_D	QPSK, 1/5, Spreading 5	medium size (the present document, Table C.8). See note 1
1			Not defined
2	116_D	QPSK, 1/4, Spreading 5	normal size (ETSI EN 302 307-1 [3], Table B.1)
3	118_D	QPSK, 1/4, Spreading 5	short size (ETSI EN 302 307-1 [3], Table C.1). See notes 1 and 3
4	120_D	QPSK, 1/3, Spreading 5	normal size (ETSI EN 302 307-1 [3], Table B.2)
5	122_D	QPSK, 1/3, Spreading 5	short size (ETSI EN 302 307-1 [3], Table C.2). See note 1
6	124_D	QPSK, 2/5, Spreading 5	normal size (ETSI EN 302 307-1 [3], Table B.3)
7	126_D	QPSK, 2/5, Spreading 5	short size (ETSI EN 302 307-1 [3], Table C.3)
8	176_D	QPSK, 1/5, Spreading 2	medium size (the present document, Table C.8). See notes 1 and 2
9			Not defined
10	128_D	QPSK, 1/4, Spreading 2	normal size (ETSI EN 302 307-1 [3], Table B.1). See note 2
11	130_D	QPSK, 1/4, Spreading 2	short size, (ETSI EN 302 307-1 [3], Table C.1). See notes 1, 2 and 3
12	252_D	QPSK, 1/3, Spreading 2	normal size (ETSI EN 302 307-1 [3], Table B.2). See notes 2 and 3
13	254_D	QPSK, 1/3, Spreading 2	short size (ETSI EN 302 307-1 [3], Table C.2). See notes 1 and 2
14	188_D	QPSK, 2/5, Spreading 2	normal size (ETSI EN 302 307-1 [3], Table B.3). See note 2
NOTE 1: The shortening/puncturing as shown in Table 19a, Table 19c and Table 19d does not apply.			
NOTE 2: Table 17b does not apply.			
NOTE 3: These code rates are effectively rate 1/5, short.			

The bit $u_7 = 1$ signals the last PLFRAME of the superframe, allowing then the receiver to prepare for superframe ending or illumination dwell time ending.

At the end of illumination, a postamble follows, even before the end of this last frame due to possible fragmentation.

The size information in CUs is listed in Table E.8.

E.3.7.3.4 Field for TSN

The Field for TSN is identical to Format 4 (see clause E.3.6.3.4).

E.3.7.3.5 SOF Sequence

The SOF Sequence is identical to that defined in Format 4 (see clause E.3.6.3.5).

E.3.7.4 PLFRAME structure

The PLFRAME structure in this format is identical to Format 4 (see clause E.3.6.4).

The resulting codewords lengths (in CUs) per combination of MOD/SPRAD/SIZE is given in Table E.8.

However, it should be noted that, unlike Format 4, the Postamble (see clause E.3.7.7) can be inserted at any CU boundary towards the end of the last SF of a dwell, whereby the PLFRAME can be fragmented at any CU boundary. A PLH of the PLFRAME before the Postamble shall not be fragmented (it can be inserted at the beginning of the first SF at the next dwell, instead the Postamble shall start at an earlier CU boundary and be as usual truncated with the end of the SF).

E.3.7.5 Pilot structure

E.3.7.5.1 SF-Pilots

The super-frame shall always consist of regular pilots. SF-aligned pilots of Type A (see clause E.3.1.1) are applied, i.e. pilot fields of length 36 symbols are regularly inserted after each 16 CUs, counting from the start of super-frame including the CUs for SOSF/SFFI/SFH (16 CUs in total). For dwells that comprise of several superframes, the length of all the superframes in the dwell but the last one, shall be taken from the set $SFL = n \times 1476$, in order to maintain the regularity of the pilot grid.

If this format is used in applications with continuous super-frame operation, then SF-Pilots can also be set to off (individually per SF). The superframe length can in this case be selected from the set $SFL = n \times 1476$, only with n as a multiple of 5.

E.3.7.5.2 Special VL-SNR Pilots

The Special VL-SNR Pilots definition in this format is identical to Format 4 (see clause E.3.6.5.2).

E.3.7.6 Spreading and Signalling Rules

The Spreading and Signalling Rules in this format are identical to those of format 4 (see clause E.3.6.6), with the exception that SFH spreading is bit-wise spreading.

E.3.7.7 Dummy PL Frame Definition

The Dummy PL Frame Definition is identical to those in Format 4 (see clause E.3.6.7).

Conventional Dummy PL Frames with MODCOD = 0 (according to ETSI EN 302 307-1 [3], Table 12) shall be signalled with a PLS Code decimal derived from $(u_0, u_1, u_2, u_3, u_4, u_5, u_6, u_7) = 0_D$.

E.3.7.8 Postamble Definition

The postamble, following the last superframe in a dwell, is constituted of:

a specific sequence of symbols (p_k) , $0 \leq k < L$, where:

$L = 90, 180, 360$ or 900 depending on PLI

$p_k = (1-2b_k)(1+j)/\sqrt{2}$ where b_k is the k -th bit of the following 900 bits sequence B.

```
B = [0110110111100111010010101111011000011111010000011000001001101010010110100001
01110101110000011110111101010110110101010000000110110100111101001100001001
0111001100010010001111000101111000011001100100100101000101100011001010010000
0101011000000100000011101100111001001111100101100101111110101101011001101001
00110011111111011011000101001110111100011010001000011100001010000110101111
101110111000111001111001000010001100011111100110111111100000010110111010001
1101010001101110010101001101100100010011100010001010101101011101011110010010
1110011100000011101110100111101010010100000010101010111110101101000001101110
1101101011000001011101111100011110011010011010111000110100010111111101001011
```

```

0001010011000110000000110011001010110010011111101101001001001101111110010110
1010000101000100111011001011110110000110101010011100100001100010000100000000
1000100011001000111010101101100011100010010101000110110011111001}

```

This sequence B can be obtained by concatenating a first PN maximal sequence of 511 bits with polynomial $1+x^2+x^7+x^8+x^9$ and seed 0 1 1 0 1 1 0 1 1 concatenated with the first 389 bits of a PN maximal sequence with polynomial $1+x^5+x^9$ and seed 1 0 1 0 1 1 1 0 1.

- A sequence of symbols defined as $(1 + 1j)/\sqrt{2}$, the number of which is to be determined by the system implementor to accommodate for hop switching time, synchronization uncertainty and other considerations.

If the post-amble is to be inserted at the same time as a pilot is scheduled to be inserted then the pilot shall be inserted in priority, the post-amble will start after the final pilots sequence. If a pilot is not scheduled then a post-amble shall start immediately. Once a post-amble has been started the pilots are suppressed, i.e. pilots are never inserted inside a post-amble.

The postamble protection level shall be the highest protection level in the cell. SF pilot fields occurring between the CUs carrying the postamble shall be suppressed.

The postamble will be scrambled by the payload scrambler.

The pointer in the SFH header shall indicate the value 0, if there is no payload PLH before the postamble.

If this format is used in applications with continuous super-frame operation, postambles will not be inserted.

E.3.8 Format Specification 6: Traffic Driven Beam Hopping Format with VL-SNR Support

E.3.8.0 General aspects

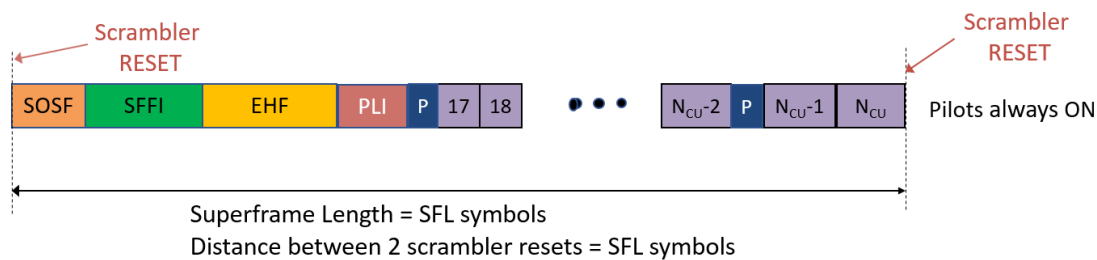
A traffic driven strategy whereby packets are transmitted as soon as they arrive into the system or into the modulator. Thus, the actual dwell time and destination of a particular transmission is random and depends on the actual traffic to be transmitted, rather than on a pre-scheduled plan, thus reducing queuing delay and adapting better to the actual traffic.

Super-frame format 6 reuses several elements of format 5 with slight modifications which are:

- The modification of SFH to a composite 720 symbols carrying 2 protected bits.
- There is no fragmentation of PLFRAMES between superframes.

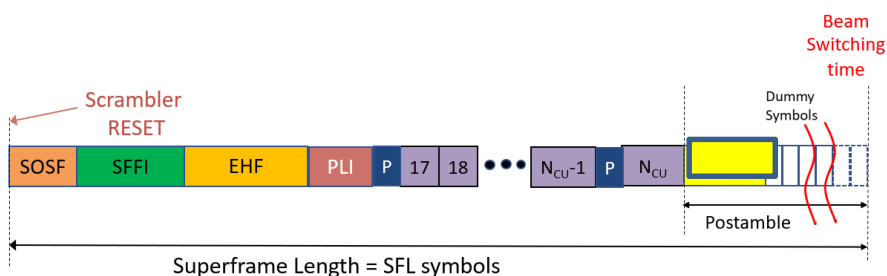
The superframe length in this format is not fixed, but variable. The last PLFRAME within the last superframe in the dwell is signalled by the bit u_7 in its PLH, and is terminated by a postamble.

The resulting super-frame structure using format 6 is visualized in Figures E.15. Figure E.15a shows the structure of a superframe which is not the last one in a dwell. Figure E.15b shows the structure of the last superframe in a dwell.



- 8 CUs or 720 symbols for SOSF + SFFI
- 504 symbols for Extended Header Field (EHF)
- 216 symbols for Protection Level Indication (PLI)
- Pilots always ON

Figure E.15a: The structure of Super-frames with resource allocation structure of format 6 which are not the last superframe in a dwell. SF-pilots are always ON. The Super-Frame duration is flexible (SFL symbols, granularity of 90, or 36 symbols)



- 8 CUs or 720 symbols for SOSF + SFFI
- 504 symbols for Extended Header Field (EHF)
- 216 symbols for Protection Level Indication (PLI)
- Pilots always ON
- N_{CU} in superframe: variable
- Length of postamble- variable

Figure E.15b: The structure of the last super-frame in a dwell, with resource allocation structure of format 6. SF-pilots are always ON. The Super-Frame duration is flexible (SFL symbols, granularity of 1 symbol)

To acquire the transmission burst, even with very low SNR reception, the minimal length of the dwell shall be at least $6 \times 1\,476$ (8 856) symbols plus the length of the postamble. However, a shorter dwell may be used, according to a requirement of a specific implementation (e.g. a "keep alive" case, to keep the receiver on track with the transmitter without payload data to send).

The maximal length of a superframe is not limited.

The main characteristics of mapping PLFRAME into super-frames are:

- Each XFECFRAME is preceded by a PLH, which forms a PLFRAME.
- The first PLFRAME of the superframe is aligned with super-frame header.
- All PLFRAMEs (including spread PLFRAMEs with the extra pilot CUs) are in length a multiple of CUs.

SF-aligned scrambling is used according to clause E.2.4:

- The reference data scrambler is applied to the SOSF, and the SF-aligned pilots.
- The payload data scrambler is applied to the SFFI, SFH, PLH and the PLFRAMEs.

E.3.8.1 Super-Frame Header (SFH)

The SFH field shall be comprised of:

- Extended Header Field (EHF): 504 fixed symbols.
- Protection Level Indication field (PLI): 216 symbols, which would signal the PLH protection level.

The EHF field will be defined as i^{th} row of the matrix $[H_{252}, -H_{252}]$ where $H_{252}=H_{256}(:,3:254)$ and H_{256} is as defined in clause E.2.2 for the SOSF. The row and column count start from zero, namely H_{252} is derived from H_{256} by removing the first 3 columns and the last column of H_{256} .

The same row number shall be selected for the SOSF and EHF fields.

Before the payload data scrambling is applied, the chosen sequence h_i is multiplied by $(1 + j) / \sqrt{2}$. The first entry of h_i has to be sent first.

The PLH protection level, as defined in E.3.7.1, will be signalled by the sequence \tilde{c}_{PLI} as follows:

'00' - A sequence of 216 "0" bits.

'01' - A sequence of 72 "0" bits followed by 144 "1" bits.

'10' - A sequence of 144 "1" bits followed by 72 "0" bits.

'11' - A sequence of 72 "1" bits, followed by 72 "0" bits and concluded with 72 "1" bits.

Before the payload data scrambling is applied, the PLI sequence is BPSK modulated by $(-2 \cdot \tilde{c}_{PLI} + 1) \cdot (1 + j) / \sqrt{2}$ in order to meet QPSK constellation points, and is transmitted following the EHF symbol sequence.

E.3.8.2 Physical Layer Trailer (ST)

The ST Field is not applicable in this format.

E.3.8.3 Physical Layer Header (PLH)

Identical to Format 5, see clause E.3.7.3.

A $u_7 = 1$ indication in the last frame indicates the end of a superframe. (SOSF correlation runs in parallel with the PLH decoder.)

E.3.8.4 PLFRAME structure

Identical to Format 5, see clause E.3.7.4.

E.3.8.5 Pilot structure

E.3.8.5.1 SF-Pilots

The super-frame shall always consist of regular pilots. SF-aligned pilots of Type A (see clause E.3.1.1) are applied, i.e. pilot fields of length 36 symbols are regularly inserted after each 16 CUs, counting from the start of super-frame including the CUs for SOSF/SFFI/SFH/ (16 CUs in total). The regularity of the pilot grid will not be necessarily maintained.

E.3.8.5.2 Special VL-SNR Pilots

The special VL-SNR Pilots definition in this format is identical to Format 4 (see clause E.3.6.5.2).

E.3.8.6 Spreading and Signalling Rules

Identical to Format 4, see clause E.3.6.6. SFH spreading does not apply.

E.3.8.7 Dummy PL Frame Definition

Identical to Format 5, see clause E.3.7.7.

E.3.8.8 Postamble Definition

Identical to Format 5, see clause E.3.7.8.

E.3.9 Format Specification 7: Simplified Traffic Driven Beam Hopping Format without VL-SNR Support

E.3.9.0 General aspects

Format 6, clause E.3.8, covers beam-hopping operation of traffic driven modes, and at wide ranges of signal to noise ratios from VLSNR and above. In some deployments the overhead required by VLSNR operation may be alleviated. Format 7 is aimed for traffic driven applications in which the operating signal to noise ratio is above -3 dB, where no PLFRAME fragmentation is required.

This super-frame format reuses several elements of format 6 with slight modifications and extension, which are:

- No SFH and no ST.
- No VL-SNR burst-mode operation.
- Fixed PLH protection level.

As in format 6, the superframe length in this format is not fixed, but variable. The superframe length will be determined according to the rules specified for format 6 (clause E.3.8).

The resulting super-frame structure using format 7 is visualized in Figures E.16. Figure E.16a shows the structure of a superframe which is not the last one in a dwell. Figure E.16b shows the structure of the last superframe in a dwell.

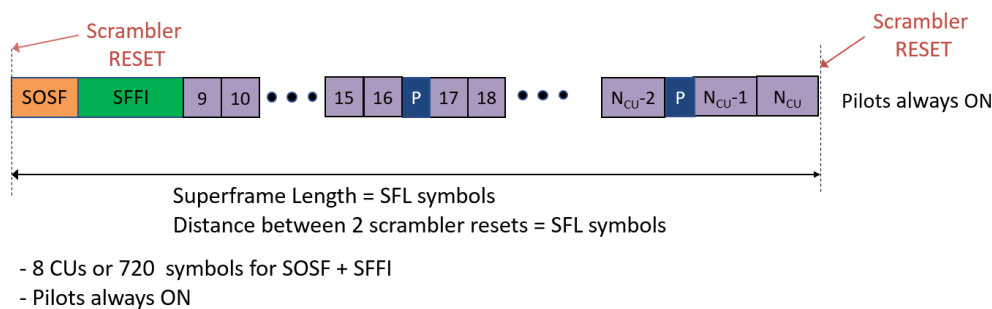


Figure E.16a: The structure of Super-frames with resource allocation structure of format 7, which are not the last superframe in a dwell. SF-pilots are always ON. The Super-Frame duration is flexible (SFL symbols, granularity of 90 or 36 symbols)

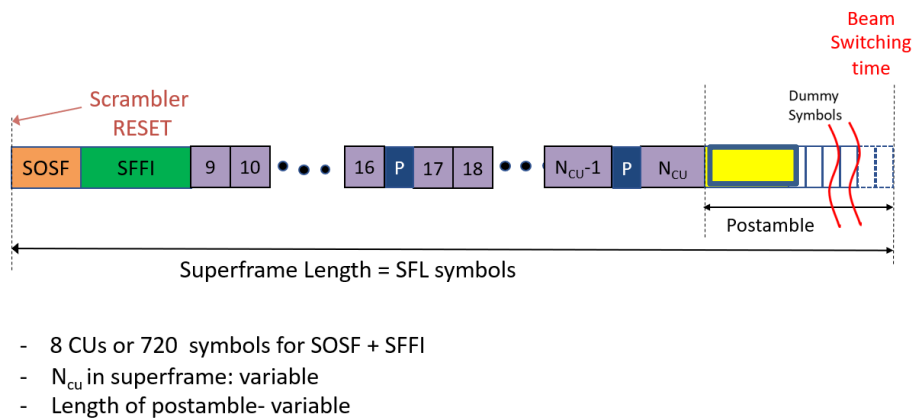


Figure E.16b: The structure of the last super-frame in a dwell, with resource allocation structure of format 7. SF-pilots are always ON. the Super-Frame duration is flexible (SFL symbols, granularity of a 90 or 36 symbols)

To acquire the transmission burst without the EHF field, the minimal length of the dwell shall be at least 6×1476 (8 856) symbols plus the length of the postamble. However, a shorter dwell may be used, according to a requirement of a specific implementation (e.g. a "keep alive" case, to keep the receiver on track with the transmitter without payload data to send).

The maximal length of a superframe is not limited.

The main characteristics of mapping PLFRAME into super-frames are:

- Each XFECFRAME is preceded by a PLH, which forms a PLFRAME.
- First PLFRAME is aligned with super-frame.
- All PLFRAMEs are in length a multiple of CUs.

SF-aligned scrambling is used according to clause E.2.4:

- The reference data scrambler is applied to the SOSF and the SF-aligned pilots.
- The payload data scrambler is applied to the SFFI, PLH and the PLFRAMEs.

E.3.9.1 Superframe Header (SFH)

This field is not applicable in Format 7.

E.3.9.2 SFH-Trailer (ST)

This field is not applicable in Format 7.

E.3.9.3 Physical Layer Header (PLH)

E.3.9.3.0 General aspects

The PLH is constructed from a concatenation of a SOF of 20 symbols and a PLSCODE. It is closely related to the PLH definition in ETSI EN 302 307-1 [3], Annex M but without puncturing of the PLSCODE and no pilot bit. Only one protection level of the PLH is specified.

E.3.9.3.1 PLSCODE Definition

The PLSCODE definition is identical to format 5 (clause E.3.7.3.1).

E.3.9.3.2 PLH Protection Levels

Only a standard protection level is applicable in this format. The 0 0 (standard protection) with BPSK on 2 CUs or SLOTS.

The modulation of the PLSCODE shall be BPSK defined by $(-2 \cdot \tilde{c}_{PLH} + 1) \cdot (1 + 1j)/\sqrt{2}$.

E.3.9.3.3 Signalling of MOD/COD/SPREAD/SIZE and TYPE

The signalling of MOD MOD/COD/SPREAD/SIZE and TYPE is identical to Format 5, however, in this format, only SPREAD=1 is applicable.

E.3.9.3.4 Field for TSN

Identical to Format 4, see clause E.3.6.3.4.

E.3.9.3.5 SOF Sequence

Identical to Format 4, see clause E.3.6.3.5.

E.3.9.4 PLFRAME structure

Identical to Format 6 for spread = 1.

E.3.9.5 SF-Pilot structure

E.3.9.5.1 SF-Pilots

Identical to Format 5, clause E.3.7.5.1.

E.3.9.5.2 Special VL-SNR Pilots

Not Applicable.

E.3.9.6 Spreading and Signalling Rules

No Spreading is applicable in this format.

E.3.9.7 Dummy PL Frame Definition

Identical to Format 5, see clause E.3.7.7.

E.3.9.8 Postamble Definition

Identical to Format 5, see clause E.3.7.8.

E.3.10 Format Specifications 8 - 15: Reserved

The formats 8 - 15 are reserved for future use.

E.4 Signalling of additional reception quality parameters via return channel (normative for Interference Management at the Gateway)

In case interference management techniques at the gateway such as for instance pre-coding are also implemented, the present clause is also normative and the receiver shall signal the channel estimates of the nearest interfering beams (up to a maximum of 31 beams) via an available return channel, according to the various DVB interactive systems listed in the clause D.5. Moreover, the receiver shall also signal the carrier to noise ratio of the useful beam, i.e. the one in which it is located, see clause D.5.

The receiver shall estimate and report the channel transfer functions, which under the assumption of non-frequency selective channels results in a set of complex-valued coefficients h_i , where index j denotes the i^{th} interfering beam. Such coefficients shall be estimated exploiting the SF aligned pilots, defined by a set of 32 orthogonal Walsh-Hadamard (WH) sequences specified in e.g. clause E.3.1.1 or E.3.4.3. The knowledge of these sequences C_i allows the receiver to discriminate the signals coming from the 31 nearest interfering beams. The channel coefficients h_i can thus be estimated as follows, assuming ideal receiver conditions (perfect lock and coherence integration):

$$\hat{h}_i = A_i e^{j\phi_i} = \frac{1}{P_{SF} N_p} \sum_{k=1}^{N_p} \sum_{j=1}^{P_{SF}} x_k^p(j) \cdot C_i^*(j)$$

where x_k^p is the portion of the received signal corresponding to the k^{th} block of P_{SF} transmitted pilots within the SF and N_p is the number of consecutive pilot blocks over which the estimate is averaged (its value is implementation dependant).

The measurement and estimation process is assumed to be continuous, to be reported on the return channels through a signalling table only when significant changes are detected. The maximum delay required for estimation and delivery to the Gateway via the interaction channel shall be no more than 500 ms, but this delay should be minimized to maximize capacity gain. A value not exceeding 300 ms is thus recommended.

The content of a signalling table shall remain valid until a new table is received. Its content shall completely supersede that of the previous table, e.g. in case the newer table contains a smaller number of coefficients, all old coefficients shall be deleted upon reception of the newer table.

Table E.10: Example Signalling Table Section based on ETSI EN 300 468 [5]

Syntax	No. of bits		Information Mnemonic
	Reserved (see note)	Information	
receiver_channel_estimations() {			
receiver_beam_id		9	uimbsf
receiver_beam_whs	2	5	uimbsf
receiver_cn		9	uimbsf
beam_loop_count	2	5	uimbsf
for(i=0;i< beam_loop_count;i++) {			
interfering_beam_whs	3	5	uimbsf
coeff_amplitude		10	uimbsf
coeff_phase	4	10	uimbsf
}			
}			
NOTE: Reserved bits are of type bslbf and shall precede the information bits on the same line.			

- *receiver_beam_id*: this field identifies the useful beam number of the satellite carrying the forward link. If this field is set to 511, it means this information is not available at the receiver.
- *receiver_beam_whs*: an integer index indicating the WH sequence used for the SF aligned pilots in the useful beam, i.e. the one in which the receiver is located.

- *receiver_cn*: an integer indicating the estimated carrier to noise ratio of the useful beam:

$$receiver_cn = 10 \times C/N \text{ [dB]} + 150$$

where C/N [dB] is supposed to vary between -15 dB and 36,1 dB in steps of 0,1 dB.

- *beam_loop_count*: an integer representing the number of complex-valued channel coefficients the receiver is signalling back to the satellite gateway. Typically this is lower than 31 in practical cases.
- *interfering_beam_whs*: an integer index indicating the WH sequence used for the SF aligned pilots in the interfering beam the coefficient is referring to. The loop shall never contain a value equal to *receiver_beam_whs*.
- *coeff_amplitude*: the amplitude of the channel coefficient normalized with respect to the amplitude of the channel coefficient in the useful beam.

$$coeff_amplitude = -10 \times (A(interfering_beam_whs) \text{ [dB]} - A(receiver_beam_whs) \text{ [dB]})$$

where $A(interfering_beam_whs) \text{ [dB]} - A(receiver_beam_whs) \text{ [dB]}$ is supposed to vary between 0 and -102,3 dB in steps of 0,1 dB.

- *coeff_phase*: the phase difference between the channel coefficient of the interfering beam and that of useful one:

$$coeff_phase = 128/45 \times (\varphi(interfering_beam_whs) \text{ [deg]} - \varphi(receiver_beam_whs) \text{ [deg]}) + 512$$

where $\varphi(interfering_beam_whs) \text{ [deg]} - \varphi(receiver_beam_whs) \text{ [deg]}$ is supposed to vary between -180° and 180° in steps of 0,3515625°.

NOTE: The addition of a CRC or similar means to preserve information integrity depends on the specific return link choice and of the corresponding method to transport signalling information.

Annex F:
Void

Annex G:
Void

Annex H (informative): Examples of possible use of the System

H.0 General aspects

See ETSI EN 302 307-1 [3], Annex H.

H.1 Void

H.2 Void

H.3 Void

H.4 Void

H.5 Void

H.6 Void

H.7 Satellite transponder models for simulations

See ETSI EN 302 307-1 [3], clause H.7.

In addition, Figure H.1 gives the linearized TWTA AM/AM and AM/PM characteristics, to be used to test the end-to-end performance for transponder bandwidths both in Ku and Ka bands.

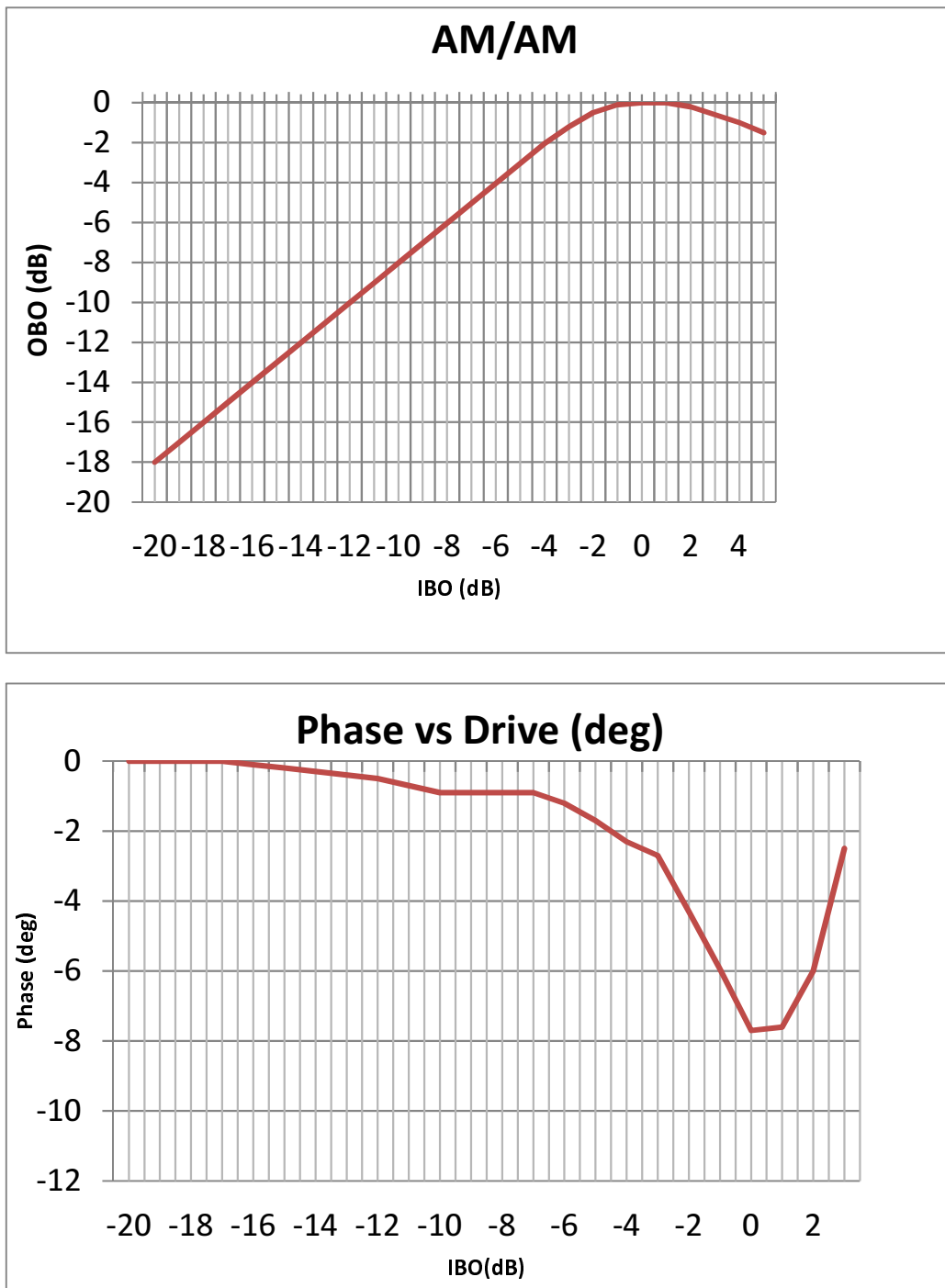


Figure H.1: Linearized TWTA Amplitude and Phase response model

In addition, Figure H.2 gives the Hard limiter Model used to derive simulation results provided in Table 20a.

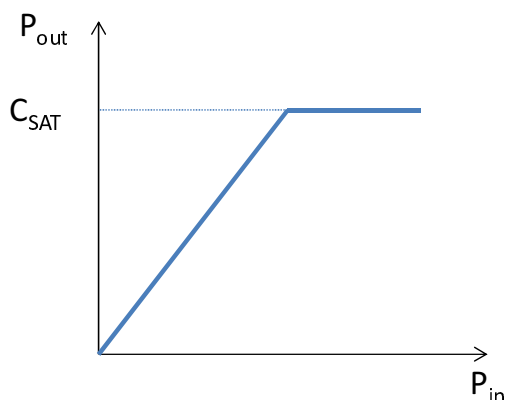


Figure H.2: Hard-limiter TWTA model

H.8 Phase noise masks for simulations

See ETSI EN 302 307-1 [3], clause H.8.

The following phase noise masks for consumer reception systems may be used to evaluate the carrier recovery algorithms. The mask represents single side-band power spectral densities. The "aggregate" masks combine the phase noise contributions of the LNB and of the relevant Tuner. Other sources of phase noise within the chain (e.g. satellite transponder, up-link station, etc.) are usually negligible, and therefore the proposed masks may be considered as representative of the full chain.

Table H.1: Aggregate Phase Noise masks for Simulation (in dBc/Hz)

frequency \Rightarrow	100 Hz	1 kHz	10 kHz	100 kHz	1 MHz	> 10 MHz
Aggregate1 (typical)	-25	-50	-73	-93	-103	-114
Aggregate2 (critical)	-25	-50	-73	-85	-103	-114

Further, the following masks may be used for specific purposes.

Table H.2: Phase noise masks to be used for the DTH broadcasting services

Offset (Hz)	100 Hz	1 kHz	10 kHz	100 kHz	1 MHz	10 MHz	≥ 50 MHz
Typical SSB dBc/Hz	-25	-50	-73	-92,25	-102,49	-113,23	-115,89
Critical (Symbol rates less than 36 Mbaud) SSB dBc/Hz	-25	-50	-72,90	-84,76	-89,68	-89,68	-89,68

Table H.3: Phase noise mask proposed in TM-S20113 for professional services

Offset (Hz)	10	100	1 k	10 k	100 k	1 M	10 M	≥ 50 MHz
Typical SSB dBc/Hz	-32,93	-61,96	-78,73	-88,73	-94,83	-105,74	-115,74	-117,74

Table H.4: Phase noise masks to be used for the outbound VSAT services

Offset (Hz)	10 Hz	100 Hz	1 kHz	10 kHz	100 kHz	1 MHz	10 MHz	≥ 50 MHz
Critical mask SSB dBc/Hz	-27	-45	-65	-75	-89	-102	-112	-112
Typical mask SSB dBc/Hz	-32,93	-61,96	-78,73	-88,73	-94,83	-105,74	-115,74	-117,74

Annex I (normative): ACM

I.1 ACM Command

(See ETSI EN 302 307-1 [3], clause I.2).

The S2X MODCODs are signalled by setting the reserved bit Acm[7] (defined in Table I.2) equal to 1. The Acm byte will map one-to-one to the PL header bits as illustrated in Table I.1 (except for VL-SNR MODCODs used in Annex E, Format 4, where a special PL header bit-mapping as described in clause E.3.6.3.3 is used for transmission. For b7 additional special cases apply in Annex E).

Table I.1: ACM command byte definition (Acm[0] is the least significant bit)

Bit fields	PL header	Description
Acm[0]	b5	S2 MODCOD interpretation: <ul style="list-style-type: none"> MODCOD (as defined in ETSI EN 302 307-1 [3], Table 12) S2X MODCOD interpretation: <ul style="list-style-type: none"> PL header bits b5 to b1 (see Table 17a)
Acm[1]	b4	
Acm[2]	b3	
Acm[3]	b2	
Acm[4]	b1	
Acm[5]	b7	pilots configuration (0 = no pilots, 1 = pilots) or signalling of last frame of an illumination (1 = last, 0 = other) in case of a beam hopping application with Annex-E, Format 5,6,7. (See note)
Acm[6]	b6	S2 MODCOD interpretation: <ul style="list-style-type: none"> FECFRAME sizes (0 = normal: 64 800 bits; 1 = short: 16 200 bits) S2X MODCOD interpretation: <ul style="list-style-type: none"> PL header bit b6 (see Table 17a)
Acm[7]	b0	Bit indicating S2 MODCOD (Acm[7]=0) or S2X MODCOD (Acm[7]=1)
NOTE:	For Annex E, Format 0, 1, 4, 5, 6, 7 the Acm[5] bit is ignored by devices which themselves generate superframes, whereby the PL header bit b7 is defined internally within these devices according to signalling requirements.	

In case of S2X (non Annex E) and S2X, Annex E, Format 0, if the ACM byte points to a MODCOD belonging to the VL-SNR range (Acm=0xA0 or Acm=0xE0) then a second ACM byte (called ACM2) is appended to signal the specific VL-SNR MODCOD. This is illustrated in Figure I.1. A similar signalling mechanism (selecting Acm=0xA0 or Acm=0xE0) is used also for S2X, Annex E, Format 4, 5, 6, 7 VL-SNR MODCODs.

In case of S2X, Annex E, Format 5,6,7 the VL-SNR MODCODs can alternatively be signalled using the ACM byte only and the PLS code values listed in Table E.9, clause E.3.7.3.3.




Figure I.1: Mode Adaptation format at the Mode Adaptation input interface (case of S2X VL-SNR MODCOD)

In the case of Annex E, the meaning of the PLS tables apply with $(u_0, u_1, u_2, u_3, \dots, u_7) = (b_0, b_1, b_2, b_3, \dots, b_7)$.

The ACM2 command byte is defined in Table I.2.

Table I.2: ACM2 command byte definition (acmVL-SNR[0] is the least significant bit)

Byte		Description
Case Acm2 (7:4)		
0000	Acm2(3:0)	Index pointing to the VL-SNR MODCOD, as shown in Table 18b, clause 5.5.2.5.
0010	Acm2(3:0)	Index pointing to the VL-SNR MODCOD of Annex E, Format 5, 6, 7, as shown in Table E.9, clause E.3.7.3.3. For clarity: The values for the Acm byte shall be Acm=0xA0 or Acm=0xE0.
0100	Acm2(3:0)	Index pointing to the VL-SNR MODCOD of Annex E, Format 4, as shown in Table E.6, clause E.3.6.3.3. For clarity: The values for the Acm byte shall be Acm=0xA0 or Acm=0xE0.
Others		RFU.

I.2 Dummy Synchronization Scheme (optional)

I.2.0 General aspects

The Dummy Synchronization scheme is optional and has the following objectives.

Facilitate, in specific receiver implementations, VLSNR and DVB-S2/S2X to be seamlessly mixed within the same carrier without frame loss.

Support sparse VL-SNR signal synchronization.

The Dummy Synchronization scheme suggests that a Dummy Synchronization Frame (DSF) is inserted within the stream of regular PL frames. This scheme is not applicable for Annex E superframes transmissions. It is intended that the DSF be sent prior to a VLSNR frame or group of VLSNR frames and that VLSNR frames will be sent consecutively without gaps or S2/S2X frames inserted between the VLSNR frames within the group. Once the VLSNR group has ended PL frames can be sent in any order of MODCOD until the next VLSNR frame or group which is preceded by a DSF. Of course, in the absence of VLSNR frames to be sent, a DSF can be sent and followed by a standard PL frame.

I.2.1 Dummy Synchronization Frame structure

I.2.1.0 General aspects

The Dummy Synchronization Frame structure is exactly the same as Dummy PL frame, without pilots, but with defined content.

The Dummy PL Frame consists of a physical layer header (PLH*), some dummy symbols and a known correlation structure.

The known correlation structure is in fact identical to an Annex E format 6 Superframe header.

The Dummy Synchronization Frame Length is 3 330 symbols (3 420 symbols for transmission format according to Annex M).

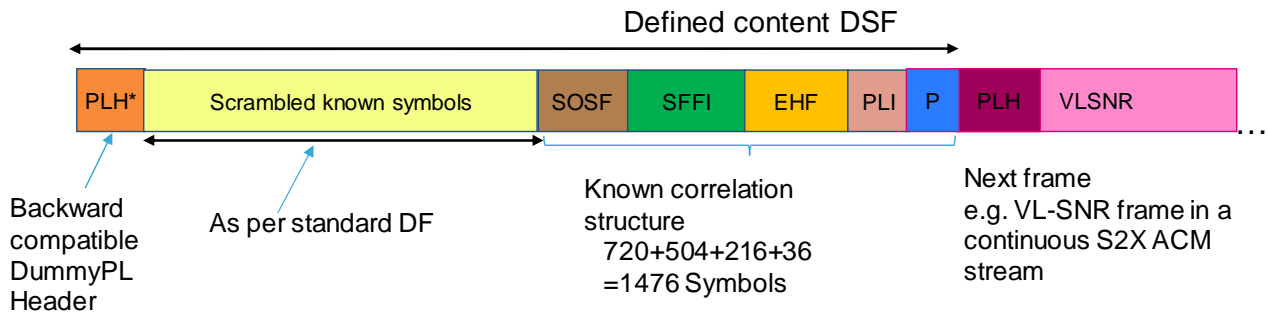


Figure I.2: Dummy Synchronization Frame structure

Standard receivers will ignore the DSF treating it as if it were a standard Dummy Frame. Thus ensuring the scheme is legacy compatible.

I.2.1.1 PLH* description

The PLHeader PLH* (90 symbols, or 180 symbols for Annex M transmission format) shall be composed of the following fields:

- SOF of 26 symbols as per clause 5.5.2.1.
- PLS code of 64 symbols or 154 symbols (as per clause 5.5.2):
 - MODCOD (6 bits), Dummy Frame 0_D .
 - TYPE (2 bits), with TYPE LSB always equal to 'zero' (in effect indicating no pilots) and TYPE MSB used to discriminate between legacy dummy frames and a DSF (PLH*). It is up to the system implementers to define within their system the assignation of this (TYPE MSB) bit i.e. in some systems TYPE MSB equal to 'zero' would indicate PLH* and in other systems a 'one' would indicate PLH*. Implementers shall ensure this is configurable as a system parameter. As is customary the PLS code shall be encoded using either the Reed-Muller or when Annex M is used, the convolutional code.

PLH* shall be modulated into $\pi/2$ -BPSK (as per clause 5.5.2).

The scrambling and modulation of the PLH* is identical to standard PLH scrambling (see clause 5.5.2) which provides 90 or 180 $\pi/2$ -BPSK symbols.

When in Annex M format, PLH* may use the slice number to further discriminate PLH* (if necessary).

I.2.1.2 Known Symbols

The Dummy PL Frame shall be filled, immediately after the PLH*, with 1 764 symbols of un-modulated carriers ($I = (1/\sqrt{2})$, $Q = (1/\sqrt{2})$), (as described in ETSI EN 302 307-1 [3], clause 5.5.1).

I.2.1.3 Known correlation structure

The header structure from Annex E format 6 is re-used. The Length of the known correlation structure is of 1 476 symbols, with:

- SOSF as per clause E.2.2 (index $i=0$ default value).
- SFFI = "0110" as per clause E.2.3.
- SFH as per clause E.3.8.1 with EHF and PLI fields:
 - PLI as per clause E.3.8.1 except that PLI value
 - In case of Annex M, PLI = "00". i.e. PLH of 2 CUs.

- In case of standard S2X, PLI = "11". i.e. PLH of 1 CU.
- Pilots field as per clause E.3.1 Type A (36 symbols) (index i=0 default value).

I.2.2 Scrambling

The entire payload part of the frame, known (dummy) symbols and known correlation structure, are scrambled as per clause 5.5.4 with scrambler reset immediately after the PLH* (as is customary).

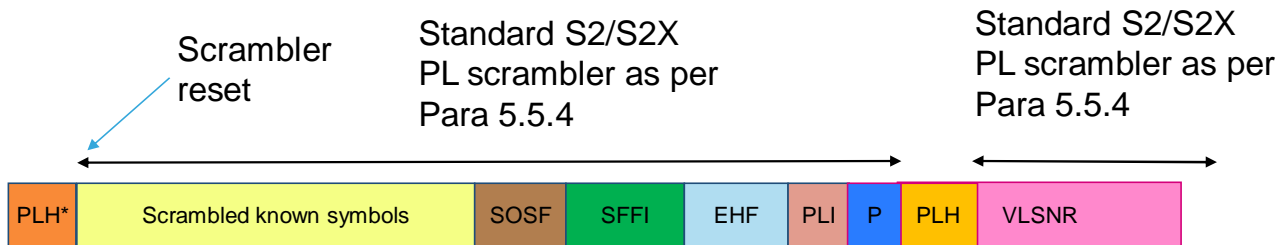


Figure I.3: Scrambling of the Dummy Synchronization Frame

For clarity: The Annex E reference and payload scramblers are not applied. They are replaced by the PLFrame scrambling.

Annex J:
Void

Annex K:
For future use

Annex L:
For future use

Annex M (normative): Transmission format for wideband satellite transponders using time-slicing (optional)

See ETSI EN 302 307-1 [3], Annex M, where clauses M.2.3 and M.2.4 shall be replaced by the clauses below.

M.2.3 Modcod field

The first 8 bit of the information bit sequence shall be defined as follows:

$$(u_0, u_1, u_2, u_3, \dots, u_7) = (b_0, b_1, b_2, b_3, \dots, b_7)$$

The definition of the PLS bits $(b_0, b_1, b_2, b_3, \dots, b_7)$ is found in clause 5.5.2.2.

M.2.4 Type field

The type field definition (bits u_6, u_7) is included in the MODCOD field definition.

History

Document history		
V1.1.1	February 2015	Publication
V1.2.1	August 2020	Publication
V1.3.1	July 2021	Publication
V1.4.1	May 2024	EN Approval Procedure AP 20240815: 2024-05-17 to 2024-08-15
V1.4.1	August 2024	Publication