



**Access, Terminals, Transmission and Multiplexing (ATTM);
Energy management; Operational infrastructures; Global KPIs;
Part 2: Specific requirements;
Sub-part 3: Mobile broadband access networks**

Reference

DEN/ATTM-007

Keywords

broadband, energy management, ICT,
sustainability

ETSI

650 Route des Lucioles
F-06921 Sophia Antipolis Cedex - FRANCE

Tel.: +33 4 92 94 42 00 Fax: +33 4 93 65 47 16

Siret N° 348 623 562 00017 - NAF 742 C
Association à but non lucratif enregistrée à la
Sous-Préfecture de Grasse (06) N° 7803/88

Important notice

The present document can be downloaded from:

<http://www.etsi.org/standards-search>

The present document may be made available in electronic versions and/or in print. The content of any electronic and/or print versions of the present document shall not be modified without the prior written authorization of ETSI. In case of any existing or perceived difference in contents between such versions and/or in print, the only prevailing document is the print of the Portable Document Format (PDF) version kept on a specific network drive within ETSI Secretariat.

Users of the present document should be aware that the document may be subject to revision or change of status.

Information on the current status of this and other ETSI documents is available at

<https://portal.etsi.org/TB/ETSIDeliverableStatus.aspx>

If you find errors in the present document, please send your comment to one of the following services:

<https://portal.etsi.org/People/CommiteeSupportStaff.aspx>

Copyright Notification

No part may be reproduced or utilized in any form or by any means, electronic or mechanical, including photocopying and microfilm except as authorized by written permission of ETSI.

The content of the PDF version shall not be modified without the written authorization of ETSI.

The copyright and the foregoing restriction extend to reproduction in all media.

© ETSI 2018.

All rights reserved.

DECT™, **PLUGTESTS™**, **UMTS™** and the ETSI logo are trademarks of ETSI registered for the benefit of its Members.

3GPP™ and **LTE™** are trademarks of ETSI registered for the benefit of its Members and of the 3GPP Organizational Partners.

oneM2M logo is protected for the benefit of its Members.

GSM® and the GSM logo are trademarks registered and owned by the GSM Association.

Contents

Intellectual Property Rights	6
Foreword.....	6
Modal verbs terminology.....	7
Introduction	7
1 Scope	9
2 References	9
2.1 Normative references	9
2.2 Informative references.....	9
3 Definitions, symbols and abbreviations	10
3.1 Definitions	10
3.2 Symbols.....	12
3.3 Abbreviations	12
4 Energy management of mobile access networks.....	13
4.1 General	13
4.1.1 Mobile broadband access networks	13
4.1.2 Mobile access network technologies.....	13
4.1.3 Energy consumption	14
4.1.4 Task effectiveness.....	15
5 Global KPI (KPI_{EM}) for mobile access networks	15
5.1 General	15
5.1.1 Global KPI (KPI_{EM}) for mobile access networks.....	15
5.1.2 Objective KPIs.....	16
5.1.2.1 Energy consumption (KPI_{EC})	16
5.1.2.2 Task effectiveness (KPI_{TE})	16
5.1.2.2.1 General	16
5.1.2.3 Energy re-use	16
5.1.2.4 Renewable energy (KPI_{REN})	17
5.2 Scale	17
5.3 Utilization and evolution	17
5.4 Definition of boundaries.....	18
5.5 Formulae.....	18
5.5.1 Global KPI (KPI_{EM}) for mobile access networks.....	18
5.5.1.1 General	18
5.5.1.2 Definition of terms	18
5.5.1.3 Clarity	18
5.5.1.4 Criteria	18
5.5.2 Objective KPI for mobile access networks	19
5.5.2.1 Energy consumption (KPI_{EC})	19
5.5.2.1.1 Formula	19
5.5.2.1.2 Definitions of terms	19
5.5.2.1.3 Clarity.....	19
5.5.2.1.4 Criteria.....	19
5.5.2.2 Task Effectiveness (KPI_{TE})	20
5.5.2.2.1 Formula	20
5.5.2.2.2 Definitions of terms	20
5.5.2.2.3 Clarity.....	20
5.5.2.2.4 Criteria.....	20
5.5.2.3 Renewable energy (KPI_{REN})	20
5.5.2.3.1 Formula	20
5.5.2.3.2 Definitions of terms	20
5.5.2.3.3 Clarity.....	20
5.5.2.3.4 Criteria.....	21
5.6 Measurement points and procedures	21

5.6.1	Objective KPIs for mobile access networks	21
5.6.1.1	Energy consumption (KPI_{EC})	21
5.6.1.1.1	Measurement points.....	21
5.6.1.1.2	Measurement procedures	21
5.6.1.2	Task effectiveness (KPI_{TE})	21
5.6.1.2.1	Measurement points.....	21
5.6.1.2.2	Measurement procedures	21
5.6.1.3	Renewable energy (KPI_{REN})	22
5.6.1.3.1	Measurement points.....	22
5.6.1.3.2	Measurement procedures	22
5.7	Reporting.....	22
Annex A (informative): History of network schematics.....		23
History		24

List of figures

Figure 1: Updated schematic of fixed and mobile communication networks	13
Figure 2: Mobile access network implementations	14
Figure 3: Schematic of mobile access network energy consumption	15

Intellectual Property Rights

Essential patents

IPRs essential or potentially essential to normative deliverables may have been declared to ETSI. The information pertaining to these essential IPRs, if any, is publicly available for **ETSI members and non-members**, and can be found in ETSI SR 000 314: "*Intellectual Property Rights (IPRs); Essential, or potentially Essential, IPRs notified to ETSI in respect of ETSI standards*", which is available from the ETSI Secretariat. Latest updates are available on the ETSI Web server (<https://ipr.etsi.org/>).

Pursuant to the ETSI IPR Policy, no investigation, including IPR searches, has been carried out by ETSI. No guarantee can be given as to the existence of other IPRs not referenced in ETSI SR 000 314 (or the updates on the ETSI Web server) which are, or may be, or may become, essential to the present document.

Trademarks

The present document may include trademarks and/or tradenames which are asserted and/or registered by their owners. ETSI claims no ownership of these except for any which are indicated as being the property of ETSI, and conveys no right to use or reproduce any trademark and/or tradename. Mention of those trademarks in the present document does not constitute an endorsement by ETSI of products, services or organizations associated with those trademarks.

Foreword

This draft European Standard (EN) has been produced by ETSI Technical Committee Access, Terminals, Transmission and Multiplexing (ATTM), and is now submitted for the combined Public Enquiry and Vote phase of the ETSI standards EN Approval Procedure.

The present document is part 2, sub part 3 of a multi-part deliverable covering Global Key Performance Indicators for energy management of operational broadband deployment infrastructures as identified below:

Part 1: "General requirements";

Part 2: "Specific requirements";

Sub-part 1: "ICT sites";

Sub-part 2: "Fixed broadband access networks";

Sub-part 3: "Mobile broadband access networks";

Part 3: "ICT sites";

Part 4: "Design assessments".

Proposed national transposition dates	
Date of latest announcement of this EN (doa):	3 months after ETSI publication
Date of latest publication of new National Standard or endorsement of this EN (dop/e):	6 months after doa
Date of withdrawal of any conflicting National Standard (dow):	6 months after doa

Modal verbs terminology

In the present document "shall", "shall not", "should", "should not", "may", "need not", "will", "will not", "can" and "cannot" are to be interpreted as described in clause 3.2 of the [ETSI Drafting Rules](#) (Verbal forms for the expression of provisions).

"must" and "must not" are **NOT** allowed in ETSI deliverables except when used in direct citation.

Introduction

Energy costs continue to rise, a trend that will continue in the future, while broadband penetration is introducing new active equipment to the network architecture. In this context, and to reflect other environmental aspects of sustainability, it is vital that the main telecommunication operators implement effective general engineering of fixed and mobile broadband networks and sites provisioning, managing or using those networks (i.e. ICT sites) in order to respond to critical issues of energy consumption while proposing essential solutions to broadband deployment. To guide this process, it is essential that metrics are defined, termed Global Key Performance Indicators (KPIs), that enable energy usage to be managed more effectively.

The Global Key Performance Indicators of the ETSI EN 305 200 [i.1] series address operational infrastructures and do not consider design or operation of individual components comprising those infrastructures.

The ETSI EN 305 200 [i.1] series of standards comprises:

- ETSI EN 305 200-1 [i.2]: a generic requirements document addressing Global KPIs for operational infrastructures;
- a sub-series ETSI EN 305 200-2 that defines the Global KPIs, and drives energy management targets, for specific operational networks and sites and which describes how the Global KPIs are to be applied (which may be used to support future regulatory objectives):
 - ETSI EN 305 200-2-1 [i.3]: ICT sites;
 - ETSI EN 305 200-2-2 [i.4]: Fixed broadband access networks;

NOTE: Excluding cable access networks.

- ETSI EN 305 200-2-3 (the present document): Mobile broadband access networks.

The standards do not define weightings of Objective KPIs or targets or limits for Global KPIs but may contain information on values that have been used by certain organizations.

- a sub-series ETSI EN 305 200-3 [i.5] including ETSI EN 305 200-3-1 [i.6] that defines particular implementations of Global KPIs within ICT sites based on the requirements of ETSI EN 305 200-2-1[i.3], and which may define levels of performance to simplify and provide clearer understanding of Global KPIs allowing the evaluation of performance of energy use management in ICT sites.

The standards do not define weightings of Objective KPIs or targets or limits for Global KPIs but may contain information on values that have been used by certain organizations.

- a sub-series ETSI EN 305 200-4 including ETSI EN 305 200-4-4 [i.7] that defines design assessments of Global KPIs, and drives energy management targets, for specific operational networks and sites and which describes how the Global KPIs are to be applied (which may be used to support future regulatory objectives).

These standards may be considered to be a contribution to the application of ISO 50001 [i.8] in relation to the development of policy for the continuous improvement of energy management and will accelerate.

- the availability of operational infrastructure architectures and network implementations that use energy more efficiently;
- the definition and attainment objectives for other environmental aspects of sustainability for operational broadband networks.

The present document specifies the requirements for a Global KPI for energy management (KPI_{EM}) and their underpinning Objective KPIs for the mobile access networks of broadband deployment. The requirements are mapped to the general requirements of ETSI EN 305 200-1 [i.2].

1 Scope

The present document specifies the requirements for a Global KPI for energy management (KPI_{EM}) and their underpinning Objective KPIs addressing the following objectives for the mobile access networks of broadband deployment:

- energy consumption;
- task effectiveness;
- renewable energy.

The requirements are mapped to the general requirements of ETSI EN 305 200-1 [i.2].

Energy management of mobile access networks comprises a number of independent layers. The present document addresses performance of infrastructures that supports the normal function of hosted ICT equipment within the mobile access network (e.g. power distribution, environmental control, security and safety). The present document does not address other layers such as performance of ICT equipment itself, performance of usage of available processing power, and layers related to final service delivered (e.g. processing power required per itemized outcome) or overlay layers (e.g. energy consumption required per itemized outcome).

The environmental impact and management of different energy sources are outside the scope of the present document.

Within the present document:

- clause 4 describes the energy parameters for mobile access networks together with inclusions/exclusions of different energy contributions;
- clause 5 specifies the requirements for measurement, calculation, classification and reporting of KPI_{EM} .

2 References

2.1 Normative references

References are either specific (identified by date of publication and/or edition number or version number) or non-specific. For specific references, only the cited version applies. For non-specific references, the latest version of the referenced document (including any amendments) applies.

Referenced documents which are not found to be publicly available in the expected location might be found at <https://docbox.etsi.org/Reference/>.

NOTE: While any hyperlinks included in this clause were valid at the time of publication, ETSI cannot guarantee their long term validity.

- [1] ETSI EN 303 472: "Environmental Engineering (EE); Energy Efficiency measurement methodology and metrics for RAN equipment".

2.2 Informative references

References are either specific (identified by date of publication and/or edition number or version number) or non-specific. For specific references, only the cited version applies. For non-specific references, the latest version of the referenced document (including any amendments) applies.

NOTE: While any hyperlinks included in this clause were valid at the time of publication, ETSI cannot guarantee their long term validity.

The following referenced documents are not necessary for the application of the present document but they assist the user with regard to a particular subject area.

- [i.1] ETSI EN 305 200 series : "Access, Terminals, Transmission and Multiplexing (ATTM); Energy management; Operational infrastructures; Global KPIs".
- [i.2] ETSI EN 305 200-1: "Access, Terminals, Transmission and Multiplexing (ATTM); Energy management; Operational infrastructures; Global KPIs; Part 1: General requirements".
- [i.3] ETSI EN 305 200-2-1: "Access, Terminals, Transmission and Multiplexing (ATTM); Energy management; Operational infrastructures; Global KPIs; Part 2: Specific requirements; Sub-part 1: ICT Sites".
- [i.4] ETSI EN 305 200-2-2: "Access, Terminals, Transmission and Multiplexing (ATTM); Energy management; Operational infrastructures; Global KPIs; Part 2: Specific requirements; Sub-part 2: Fixed broadband access networks".
- [i.5] ETSI EN 305 200-3: "Access, Terminals, Transmission and Multiplexing (ATTM); Energy management; Operational infrastructures; Global KPIs; Part 3: ICT Sites".
- [i.6] ETSI EN 305 200-3-1: "Access, Terminals, Transmission and Multiplexing (ATTM); Energy management; Operational infrastructures; Global KPIs; Part 3: ICT Sites; Sub-part 1: DCEM".
- [i.7] ETSI EN 305 200-4-4: "Integrated broadband cable telecommunication networks (CABLE); Energy management; Operational infrastructures; Global KPIs; Part 4: Design assessments; Sub-part 4: Cable Access Networks".
- [i.8] ISO 50001: "Energy management systems - Requirements with guidance for use".
- [i.9] M/462 Standardisation mandate addressed to CEN, CENELEC and ETSI in the field of ICT to enable efficient energy use in fixed and mobile information and communication networks.

3 Definitions, symbols and abbreviations

3.1 Definitions

For the purposes of the present document, the following terms and definitions apply:

access network: functional elements (that is equipment and infrastructure) that enable communication between an Operator Site (OS) and a customer network

backhaul infrastructure: functional elements connecting a base station to an operator site

cable access network: access network provided by cable operators comprising optical fibre and metallic cabling providing direct connection to customer premises

Customer Premises (CP): any location which is the sole responsibility of the customer

Base Station (BS) site: Network Distribution Node (NDN) which accommodates a Base Station (BS)

Base Station (BS): Network Telecommunications Equipment (NTE) which serves one or more cells within a coverage area of a mobile access network

core network: functional elements (that is equipment and infrastructure) that enable communication between Operator Sites (OSs) or equivalent ICT sites

energy consumption: total consumption of energy by an operational infrastructure

energy management: combination of reduced energy consumption and increased task effectiveness, re-use of energy and use of renewable energy

extended base station site: base station site which is served under typical operating conditions by on-site generation of electricity

Global KPI: KPI, combining two or more Objective KPIs, which reflects the overall energy management performance of an operational infrastructure

ICT equipment: equipment providing data storage, processing and transport services

NOTE: A combination of Information Technology Equipment and Network Telecommunications Equipment.

ICT site: site containing structures or group of structures dedicated to the accommodation, interconnection and operation of ICT equipment together with all the facilities and infrastructures for power distribution and environmental control together with the necessary levels of resilience and security required to provide the desired service availability

Information Technology Equipment (ITE): equipment providing data storage, processing and transport services for subsequent distribution by Network Telecommunications Equipment (NTE)

mobile access network: telecommunications network in which the access to the network (connection between user equipment and network) is implemented over the air interface

Network Distribution Node (NDN): grouping of Network Telecommunications Equipment (NTE) equipment within the boundaries of an access network providing distribution of service from an Operator Site (OS)

NOTE: Where all the Network Telecommunications Equipment (NTE) at a given location is under common governance, any supporting infrastructure for power distribution and environmental control together with the necessary levels of resilience and security required to provide the desired service availability is included as part of the NDN.

Network Functions Virtualisation (NFV): principle of separating network functions from the hardware they run on by using virtual hardware abstraction

Network Telecommunications Equipment (NTE): equipment between the boundaries of, and dedicated to providing connection to, core and/or access networks

Objective KPI: KPI assessing one of the objectives of operational energy performance which is subsequently used to define a Global KPI for energy management

operational infrastructure: combination of ICT equipment together with the power supply and environmental control systems necessary to ensure provision of service

Operator Site (OS): premises accommodating Network Telecommunications Equipment (NTE) providing direct connection to the core and access networks and which may also accommodate Information Technology Equipment (ITE)

NOTE 1: An operator site that is only connected to the core network is considered as a network data centre.

NOTE 2: An operator site of a cable access network may be termed a local head-end.

Radio Access Network (RAN): telecommunications network in which the access to the network (connection between user equipment and network) is implemented over the air interface

NOTE: Part of GERAN, UTRAN or E-UTRA networks defined by 3GPP.

Repeater (R): device with two RF ports, both of which are intended to be connected to antennas, which is capable of receiving, amplifying and transmitting simultaneously in one direction a signal in a base station's transmit band and in the other direction a signal in the corresponding base station's receive band

renewable energy: energy from renewable sources" as energy from renewable non-fossil sources, namely wind, solar, aerothermal, geothermal, hydrothermal and ocean energy, hydropower, biomass, landfill gas, sewage treatment plant gas and biogases

task effectiveness: measure of the work done (as a result of design and/or operational procedures) for a given amount of energy consumed

User Equipment (UE): device allowing user access to the services provided by the mobile access network

NOTE: Examples of user equipment include a mobile phone, tablet, data modem and connected devices such as meter or actuator.

3.2 Symbols

For the purposes of the present document, the following symbols apply:

Δt	the maximum time variation between measurement points of the different Objective KPIs within a given Global KPI
C_{NDN}	energy consumption of an NDN
C_{OS}	energy consumption of an OS
k	assessment period index
KPI_{EC}	Objective KPI of energy consumption
$KPI_{EC-power}$	Objective KPI of energy consumption if any OS or NDN measurements are based on power rather than energy
KPI_{EM}	Global KPI of energy management
KPI_{REN}	Objective KPI of renewable energy usage
KPI_{TE}	Objective KPI of task effectiveness
R_{NDN}	renewable energy consumption of an NDN
R_{OS}	renewable consumption of an OS
T_{KPI}	period of time over which Objective KPIs are assessed
T_{REPEAT}	the time between which the Objective and Global KPIs are assessed to determine relevant trend information

3.3 Abbreviations

For the purposes of the present document, the following abbreviations apply:

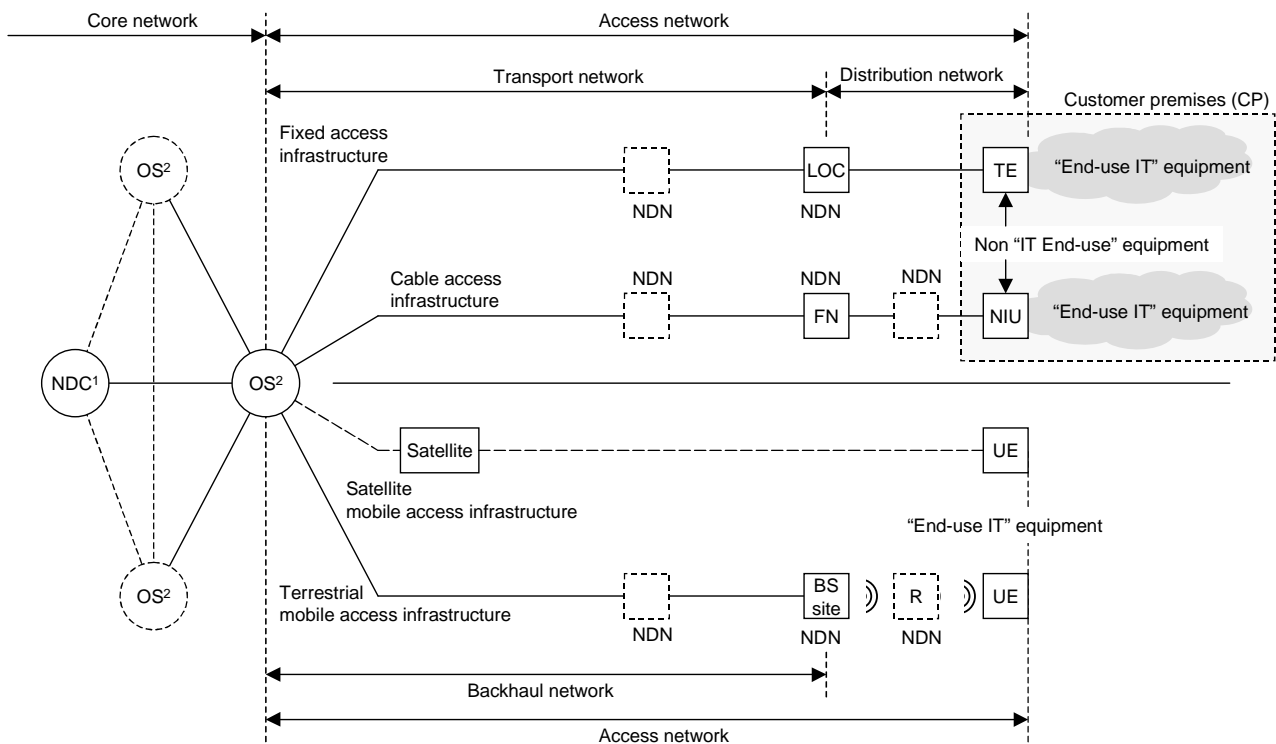
3GPP	3 rd Generation mobile Partnership Project
BS	Base Station
CDMA	Code Division Multiple Access
CP	Customer Premises
DCEM	Data processing and Communications Energy Management
E-UTRA	Evolved UMTS Terrestrial Radio Access
ffs	for further study
FN	Fibre Node
GERAN	GSM/EDGE Radio Access Network
GSM	Global System for Mobiles
HE	Head-End
ICT	Information and Communications Technology
ISO	International Standards Organisation
ITE	Information Technology Equipment
KPI	Key Performance Indicator
LOC	Last Operator Connection Point
LON	Last Operator Node
LTE	Long Term Evolution
NDC	Network Data Centre
NDN	Network Distribution Node
NFV	Network Functions Virtualisation
NIU	Network Interface Unit
NTE	Network Telecommunications Equipment
ODC	Operator Data Centre
OS	Operator Site
R	Repeater
RAN	Radio Access Network
TE	Terminal Equipment
UE	User Equipment
UMTS	Universal Mobile Telecommunication Service
UTRA	UMTS Terrestrial Radio Access
UTRAN	UMTS Terrestrial Radio Access Network
WCDMA	Wideband Code Division Multiple Access

4 Energy management of mobile access networks

4.1 General

4.1.1 Mobile broadband access networks

The network schematic used in the present document is shown in Figure 1. This has been updated since the original schematic included in the initial response to the Mandate M/462 [1.9]. The original schematic and details of the changes are listed in annex A.



¹ For cable access networks this is termed "Master head-end/OS"

² For cable access networks this is termed "Local head-end/OS"

Figure 1: Updated schematic of fixed and mobile communication networks

Within the mobile access network, the term Network Distribution Node (NDN) is employed to describe a variety of aggregations of Network Telecommunications Equipment (NTE) at locations within the backhaul network (also known as transport network) between the Operator Site (OS) and the Base Station (BS) site. The Base Station (BS) site and Repeater (R) are shown as specific examples of NDNs.

Figure 1 shows certain NDNs within dashed boxes to indicate that they are:

- optional;
- not restricted in number to the configurations shown.

4.1.2 Mobile access network technologies

The present document addresses energy management in mobile access networks using, but not restricted to, the following technologies:

- UTRA, WCDMA (IMT-2000 Direct Spread, W-CDMA, UMTS);
- E-UTRA, LTE (IMT-2000 and IMT advanced);

- GSM (IMT-2000 SC, Technology GSM/EDGE).

As shown in the schematic of Figure 2, the backhaul infrastructures may be comprise metallic or optical fibre cabling.

In the most general sense, the OS and NDNs contain NTE to support multiple services using multiple delivery technologies.

The totality of a mobile access network under the governance of a given operator takes into account all NTE in terms of energy consumption (both non-renewable and renewable) and task efficiency.

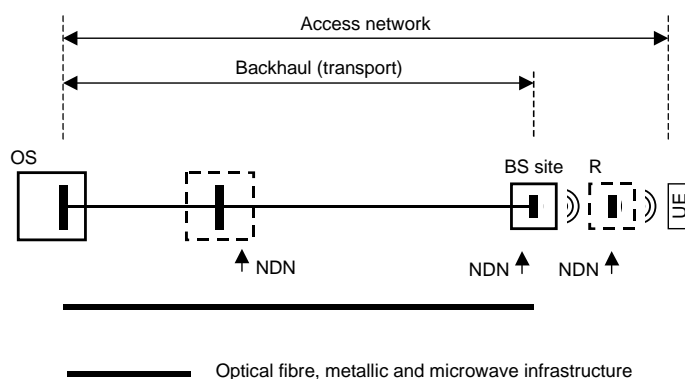


Figure 2: Mobile access network implementations

4.1.3 Energy consumption

It should be noted that optical fibre and metallic cabling infrastructures shown in Figure 2 refer to the telecommunications transmission media.

The present document specifies a Global KPI, KPI_{EM} , by the separate presentation of two Objective KPIs, both of which rely on a measurement of the total energy consumption of the mobile access network.

The relevant energy consumption at an OS is that of the NTE directly connected to the backhaul network supporting the mobile access network.

NOTE: All other energy consumption of the OS is addressed by the KPIs of ETSI EN 305 200-2-1 [i.3] and the ETSI EN 305 200-3 series [i.5].

In some cases, the site accommodating the NDN may also require power to provide environmental control for the NTE together with other infrastructures to provide the necessary levels of resilience and security required to provide the desired service availability. Where all the NTE at a given NDN location is under common governance, the supporting infrastructures are included as part of the NDN. Where the supporting infrastructures are shared by NTE of multiple operators, the apportionment of energy consumption of the shared infrastructure is for further study.

Some of the mobile access network services and technologies require the use of active equipment at the NDNs of the backhaul network shown in Figure 2. In some cases the OS may power the NDN and/or an NDN may power other equipment downstream.

In such cases, the energy loss (indirect consumption) in the cabling of the backhaul network may be non-negligible and shall be taken into account within the energy consumption of the mobile access network by including the relevant consumption at the source.

It is recognized that the distribution of mobile access networks in large premises may result in the associated NTE being supplied from the premises rather than the operator. The treatment of energy consumption in these cases is for further study.

The boundaries of energy (both non-renewable and renewable) consumption are shown in Figure 3.

The boundary includes:

- at each OS, the energy consumption of NTE dedicated to each mobile access network service;

- at each NDN, the energy consumption of NTE dedicated to each mobile access network service;
- at each NDN, the energy consumption resulting from any power provision made from an upstream NDN;
- at each NDN, the energy consumption used to provide environmental control for the NTE together with other infrastructures to provide the necessary levels of resilience and security required to provide the desired service availability.

The energy consumed is described as non-renewable or renewable. This supports the use of renewable energy which is generated on-site at the OS and NDN(s) or is supplied to the OS and NDN(s) via a contribution within the utility (grid) from other sites under common governance with the mobile access network. Renewable energy content generated at the OS and NDNs or supplied to those locations the grid (utility) is subject to the same considerations as for ICT sites (see clause 5.1.2.4).

The energy consumption of BS, R (ffs) and BS sites described in ETSI EN 303 472 [1].

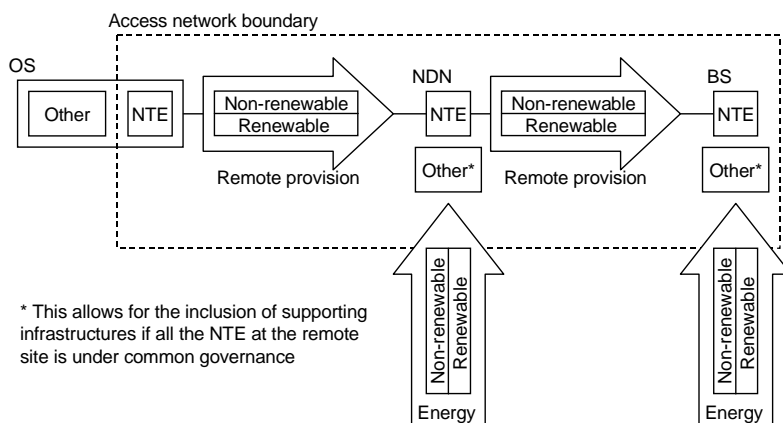


Figure 3: Schematic of mobile access network energy consumption

As shown in Figure 3, NDNs may be associated with energy generated on-site which exceeds the demands of the NDNs at that location. This energy may be provided to other facilities and infrastructures which are independent from the access network. The KPI_{EM} of the present document takes no account of any such excess provision.

With regard to energy re-use, the NDNs of the present document are not considered to be of material effect.

If equipment providing Network Function Virtualisation (NFV) functionality is accommodated outside the boundaries of the access network then its energy consumption shall be included in the overall energy consumption of the specific access network technology. If such equipment supports multiple access networks then the consumption relevant to the mobile access network under consideration shall be included. If this is not possible then it shall be reported that the consumption measured excludes any NFV activity.

4.1.4 Task effectiveness

Task efficiency is a measure of the data volumes (both upstream and downstream data (bits) as a function of the energy consumption (Wh).

5 Global KPI (KPI_{EM}) for mobile access networks

5.1 General

5.1.1 Global KPI (KPI_{EM}) for mobile access networks

KPI_{EM} for mobile access networks separately describes the task effectiveness and the renewable energy performance of an entire mobile access network for a specific service or a collection of services.

KPI_{EM} is a combination of two separate KPIs as follows:

- 1) the Objective KPI for task effectiveness expressed as KPI_{TE} (see clause 5.1.2.2);
- 2) the Objective KPI for renewable energy contribution expressed as KPI_{REN} (see clause 5.1.2.4);

and both of these Objective KPIs incorporate a third Objective KPIs for energy consumption expressed as KPI_{EC} (see clause 5.1.2.1);

The Global KPI, KPI_{EM} , presented as its two Objective KPIs, KPI_{TE} and KPI_{REN} , is primarily intended for trend analysis - not to enable comparison between mobile access networks. An increase in either KPI_{TE} and KPI_{REN} represents an improvement in energy management of the network - although individual improvements of KPI_{TE} and KPI_{REN} are not comparable.

5.1.2 Objective KPIs

5.1.2.1 Energy consumption (KPI_{EC})

The present document supports the reduction in the energy consumption required to provide a given level of service as a primary objective.

KPI_{EC} may be improved by local actions within the OS and NDNs by one or more of the following:

- the use of NTE with reduced energy consumption;
- the replacement of NTE platforms with more modern and more energy efficient solutions;
- the use of NTEs that have lower demand on supporting infrastructures within the NDNs.

Requirements or recommendations in relation to the improvement of the energy consumption of the NTE and support infrastructures are not within the scope of the present document.

It is desirable that the actual energy consumption of all relevant NTE equipment is measured and used to calculate the KPI. However, in situations where direct measurement of the consumption is not possible, the rated consumption of the equipment may be used. This latter approach will result in a generally higher value of KPI_{EC} . This will encourage the implementation of methodologies to enable the direct measurements to be made.

5.1.2.2 Task effectiveness (KPI_{TE})

5.1.2.2.1 General

The present document supports the improvement in task effectiveness as a primary objective.

KPI_{TE} is a measure of the data volume transported across the mobile access network per unit of energy consumed by the entire network.

An improvement of KPI_{TE} reflects a reduction of the overall energy consumption required to deliver a given data volume (which is noted by a reduction in KPI_{EC}) and/or in increase in the data volume provided for a given level of energy consumption.

An increase in the task efficiency is a primary objective of the present document. KPI_{TE} is a measure of the data volume transported across the mobile access network per unit of energy consumed by the entire network.

The data volume is measured across the entire network as per ETSI EN 303 472 [1] (summed across the entire network).

5.1.2.3 Energy re-use

Not applicable in the present document.

5.1.2.4 Renewable energy (KPI_{REN})

The present document supports the use of renewable energy as a primary objective.

KPI_{REN} is the ratio of energy consumption from renewable sources to the total energy consumption of 5.1.2.1. It is a dimensionless number.

Only the sources contributing to KPI_{EC} will be taken into account, whether dedicated or shared.

KPI_{REN} takes account of renewable energy that is produced by:

- a) sources dedicated to and directly serving an NDN;
- b) sources under common governance with the NDNs they serve and from which it is conveyed by the utility (grid) serving an NDNs in the group defined for the application of the KPI_{EM} .

In the case of b):

- the renewable energy shall not be included within KPI_{REN} of the recipient site if it is already included in the proportion of "green" energy within the energy mix of the utility (grid) supplied to the NDN as defined in European standards or other international schemes;

NOTE: Any proportion in the mix of utility electricity supplies certified as "renewable " (e.g. based on the carbon footprint of the energy source) by electricity suppliers or in accordance with nationally recognized schemes is not recognized by the present document.

- the portion of such energy allocated to the recipient NDN added to other NDN consumptions shall not exceed the overall energy consumption by the NDN.

5.2 Scale

The Global KPI, KPI_{EM} , is presented as a combination of the two Objective KPIs, KPI_{TE} and KPI_{REN} .

KPI_{TE} is expressed with units of bits/Wh and KPI_{REN} is expressed as a percentage. Both Objective KPIs include the Objective KPI_{EC} but do not indicate its value.

This approach allows:

- the energy impact of all scales of mobile access network to be assessed but not compared between mobile access networks of different operators;
- regulatory objectives to be applied to mobile access networks which have the greatest individual energy impact.

5.3 Utilization and evolution

The Global KPI, KPI_{EM} , is presented as a combination of the two Objective KPIs, KPI_{TE} and KPI_{REN} .

KPI_{TE} is expressed with units of bits/Wh and KPI_{REN} is expressed as a percentage. Both Objective KPIs include the Objective KPI_{EC} but are not impacted its value.

KPI_{TE} is applicable from early stages, when both energy consumption and data volumes may be lower than the design objective, although KPI_{TE} may be poorer than that of a fully utilized mobile access network, to a more complete utilization stage when KPI_{EM} should match the design goals.

KPI_{REN} is applicable to all stages of network development.

This approach encourages the:

- re-engineering of the supporting infrastructures (e.g. power distribution and environmental control systems) in older legacy mobile access networks which tend to exhibit low KPI_{TE} values;
- optimization of NTE loads by selection, configuration and utilization of equipment and management systems.

5.4 Definition of boundaries

See clause 5.1.

5.5 Formulae

5.5.1 Global KPI (KPI_{EM}) for mobile access networks

5.5.1.1 General

An assessment of KPI_{EM} requires that the energy supplied to the sites provides all the primary functions of the sites (i.e. NTE load, environmental control, etc.). If the supply of energy of any of the loads is provided by other supplies not included in KPI_{EC} then KPI_{EM} cannot be assessed.

KPI_{EM} is defined mathematically as:

$$KPI_{TE} = \frac{data_volume}{KPI_{EC}} \quad \text{in conjunction with } KPI_{REN}$$

5.5.1.2 Definition of terms

$data_volume$ = total volume of data for all base stations of the mobile access network as defined in ETSI EN 303 472 [1]

KPI_{EC} = Objective KPI of energy consumption (see clause 5.6.1.1.2 for options based on measurement procedures)

KPI_{REN} = Objective KPI of renewable energy consumption for all services

KPI_{TE} = Objective KPI of task effectiveness for all services

5.5.1.3 Clarity

KPI_{EC} , KPI_{REN} and KPI_{TE} meet the requirements of ETSI EN 305 200-1 [i.2].

5.5.1.4 Criteria

KPI_{EM} is based on the Objective KPIs which shall meet the requirements listed below.

In accordance with the terminology of clause 5.6 of ETSI EN 305 200-1 [i.2]:

- the Objective KPIs shall be measured on a mobile access network over the same period of time (T_{KPI}) subject to the allowed variation (Δt);
- the default value of T_{KPI} shall be 365 days because:
 - each OS and NDN may be subject to different environmental conditions which will affect the energy consumption required to maintain the desired conditions for effective and long-term operation of the NTE accommodated at those locations;
 - those environmental conditions may vary over time in a random manner due to their location and the construction of the structure housing the BS site.

- other values of T_{KPI} may be applied (subject to a minimum of 7 days) where:
 - seasonal climate variations are sufficiently small to enable the measurement period to exhibit the equivalence to the default measurement period;
 - the period is able to reflect annualized data volume based on historical traffic patterns for the mobile access network.

In addition:

- T_{REPEAT} shall be between one week and one calendar month;
- Δt shall be less than 2 % of T_{KPI} .

The period shall exclude any time during which engineering trials of energy efficiency measures are employed on a temporary basis.

The values of T_{KPI} , T_{REPEAT} and Δt applied to the Objective KPIs are also applicable to *data_volume*.

5.5.2 Objective KPI for mobile access networks

5.5.2.1 Energy consumption (KPI_{EC})

5.5.2.1.1 Formula

$$KPI_{EC} = \sum_{i=1}^N C_{OS_i} + \sum_{j=1}^M C_{NDN_j}$$

5.5.2.1.2 Definitions of terms

$i =$ index of OS

$j =$ index of NDN sites

$N =$ total number of OS

$M =$ total number of NDN sites

$C_{OS_i} =$ energy consumption of all the mobile access network NTE at OS_i

$C_{NDN_j} =$ energy consumption of all the mobile access network NTE at NDN_j supplied from the utility, from upstream sources or generated on-site

NOTE: C_{NDN} includes the energy consumption of the supporting infrastructure at NDNs where all the NTE is under common governance.

5.5.2.1.3 Clarity

See clause 5.5.1.3.

5.5.2.1.4 Criteria

Where all the NTE at a given NDN location (i.e. excluding the OS) is under common governance, the supporting infrastructures (such as cooling, power distribution, surveillance systems, access control, flood and fire detection, fire extinguishing system and lighting) are included as part of the NDN. Where the supporting infrastructures are shared by NTE of multiple operators, the apportionment of energy consumption of the shared infrastructure is for further study.

Each OS and NDN shall operate at its design level of service availability during the period of assessment. This includes any circumstances during which fault conditions exist and alternative sources are used (e.g. testing, online standby duty).

5.5.2.2 Task Effectiveness (KPI_{TE})

5.5.2.2.1 Formula

$$KPI_{TE} = \frac{\sum_{i=1}^N data_volume_i}{KPI_{EC}}$$

5.5.2.2.2 Definitions of terms

$i =$ index of base station

$data_volume_i =$ total data volume at base station i measured in accordance with ETSI EN 303 472 [1]

5.5.2.2.3 Clarity

See clause 5.5.1.3.

5.5.2.2.4 Criteria

Measurement criteria for KPI_{EC} are specified in clause 5.5.2.1.4.

Measurement criteria for $data_volume$ are in accordance with ETSI EN 303 472 [1].

5.5.2.3 Renewable energy (KPI_{REN})

5.5.2.3.1 Formula

$$KPI_{REN} = \frac{\sum_{i=1}^N C_{OS_i} \times R_{OS_i} + \sum_{j=1}^M C_{NDN_j} \times R_{NDN_j}}{KPI_{EC}}$$

5.5.2.3.2 Definitions of terms

$i =$ index of OS

$j =$ index of NDN sites

$N =$ total number of OS

$M =$ total number of NDN sites

$C_{OS_i} =$ energy consumption of all the mobile access network NTE at OS_i

$C_{NDN_j} =$ energy consumption of all the mobile access network NTE at NDN_j supplied from the utility, from upstream sources or generated on-site

$R_{OS_i} =$ ratio of renewable energy generated on-site at OS_i

$R_{NDN_j} =$ ratio of renewable energy generated on-site at NDN_j

5.5.2.3.3 Clarity

See clause 5.5.1.3.

5.5.2.3.4 Criteria

Measurement criteria for KPI_{EC} and the renewable content of each element of KPI_{EC} are specified in clause 5.5.2.1.4.

5.6 Measurement points and procedures

5.6.1 Objective KPIs for mobile access networks

5.6.1.1 Energy consumption (KPI_{EC})

5.6.1.1.1 Measurement points

Measurement points are as follows:

- C_{OS} shall be measured at the input to the NTE at each OS.
- C_{NDN} shall be measured at the input to each NDN (including the consumption of the supporting infrastructure where appropriate).

5.6.1.1.2 Measurement procedures

C_{OS} and C_{NDN} are defined as the energy consumption recorded by all relevant meters (utility, grid and on-site sources) over the specified time period used to assess KPI_{EM} (i.e. T_{KPI} subject to the allowed variation Δt specified in clause 5.5.1.4).

Measurements shall be made in Wh.

The present document recommends the measurement of energy consumption. An alternative approximation using regular power measurements is allowed but the inclusion of any such measurement within the KPI requires the resulting KPI be designated as $KPI_{EC-power}$.

The reporting of KPI_{TE} (see clause 5.7) shall include the measurement criteria applied.

5.6.1.2 Task effectiveness (KPI_{TE})

5.6.1.2.1 Measurement points

Measurement points for KPI_{EC} are specified in clause 5.6.1.1.1.

Measurement points for $data_volume$ are in accordance with ETSI EN 303 472 [1].

5.6.1.2.2 Measurement procedures

Measurement procedures for KPI_{EC} are specified in clause 5.6.1.1.2.

Measurement procedures for $data_volume$ are in accordance with ETSI EN 303 472 [1].

$data_volume$ shall be measured over the specified time period used to assess KPI_{EM} (i.e. T_{KPI} subject to the allowed variation Δt specified in clause 5.5.1.4) and measurements shall be made in bits.

5.6.1.3 Renewable energy (KPI_{REN})

5.6.1.3.1 Measurement points

Measurement points for KPI_{EC} are specified in clause 5.6.1.1.1.

R_{OS} is the ratio of on-site generated renewable energy to the total energy consumption of each OS as defined in ETSI EN 305 200-2-1 [i.3].

R_{NDN} is the ratio of on-site generated renewable energy to the total energy consumption of each NDN.

5.6.1.3.2 Measurement procedures

Measurement procedures for KPI_{EC} are specified in clause 5.6.1.1.2.

R_{OS} is the ratio of on-site generated renewable energy to the total energy consumption of each OS as defined in ETSI EN 305 200-2-1 [i.3].

R_{NDN} is the ratio of on-site generated renewable energy to the total energy consumption of each NDN.

5.7 Reporting

The following shall be reported for the entire mobile access network for which the KPI_{EM} has been determined:

- KPI_{TE} ;
- KPI_{REN} ;
- T_{KPI} ;
- T_{REPEAT} ;
- Δt .

In addition, in view of the two options for the assessment of energy consumption the KPI_{EC} shall be reported as either:

- KPI_{EC} or
- $KPI_{EC-power}$.

Annex A (informative): History of network schematics

The response of the European Standards Organisations (June 2011) to the European Commission in response to Mandate M/462 [i.9] (dealing with "efficient energy use in fixed and mobile information and communication networks") used Figure A.1 as an overall schematic to describe the fixed and mobile networks for the delivery of broadband services. Since that time the schematic has been subject to change and is replaced by Figure 1.

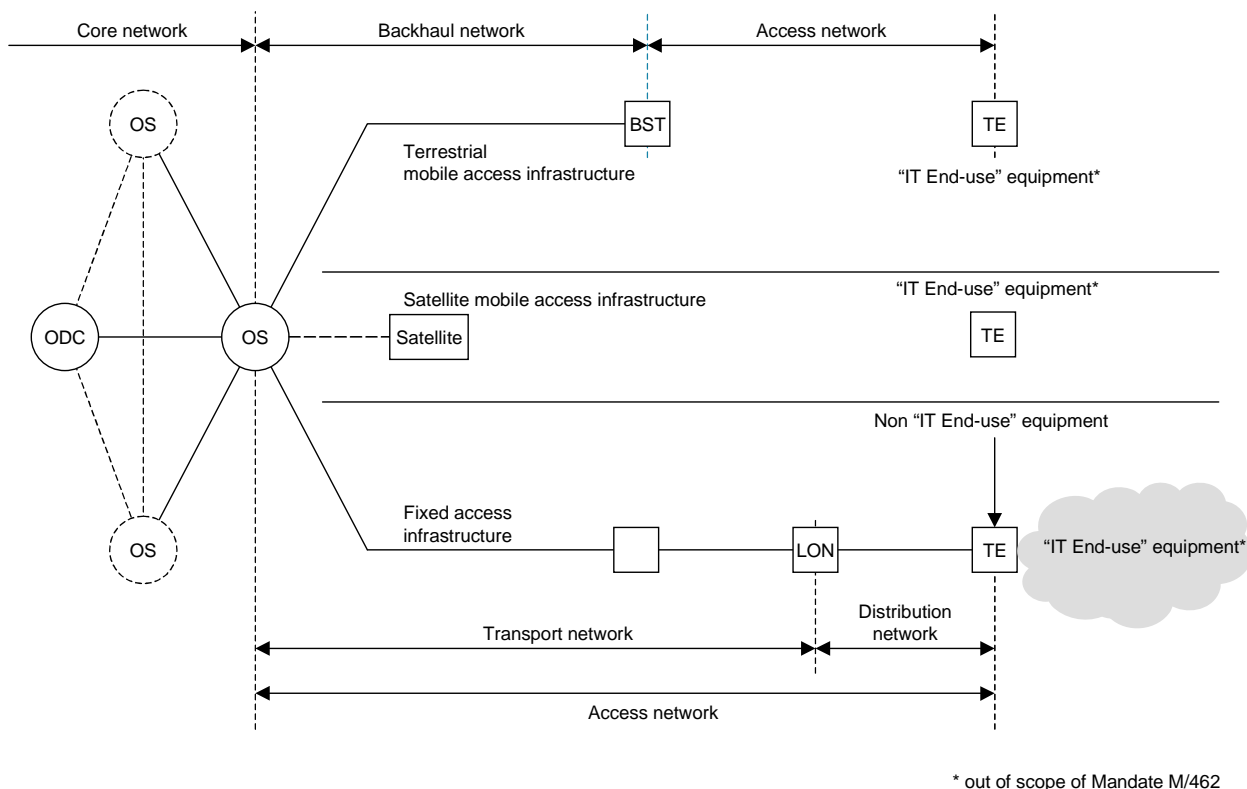


Figure A.1: Schematic of fixed and mobile communication networks (June 2011)

Within the fixed access network, the term NDN is employed to describe a variety of aggregations of NTE at locations between the Operator Site (OS) and the Terminal Equipment (TE). The Last Operator Connection Point (LOC) is shown as a specific example of an NDN and has replaced the last operator node (LON). The other change for fixed access networks is that Customer Premises (CP) is shown.

See clause 4.1.1 for the changes to the schematic for mobile access networks.

Within the satellite network UE has replaced TE.

Within the cable access network, the term NDN is employed to describe a variety of aggregations of NTE at locations between the local Head-End (HE) and the Network Interface Unit (NIU), which has replaced the TE. The Fibre Node (FN) is shown as specific example of an NDN. The other change for cable access networks is that Customer Premises (CP) is shown.

For all access networks, the Operator Data Centre (ODC) has been replaced by a Network Data Centre (NDC).

History

Document history			
V1.1.0	February 2018	EN Approval Procedure	AP 20180523: 2018-02-22 to 2018-05-23