



Network Functions Virtualisation (NFV) Release 5; Management and Orchestration; Ve-Vnfm reference point - Interface and Information Model Specification

Disclaimer

The present document has been produced and approved by the Network Functions Virtualisation (NFV) ETSI Industry Specification Group (ISG) and represents the views of those members who participated in this ISG.
It does not necessarily represent the views of the entire ETSI membership.

ReferenceRGS/NFV-IFA008ed511

Keywordsconfiguration, interface, management, MANO,
NFV, virtualisation

ETSI650 Route des Lucioles
F-06921 Sophia Antipolis Cedex - FRANCE

Tel.: +33 4 92 94 42 00 Fax: +33 4 93 65 47 16

Siret N° 348 623 562 00017 - APE 7112B
Association à but non lucratif enregistrée à la
Sous-Préfecture de Grasse (06) N° w061004871

Important notice

The present document can be downloaded from:
<https://www.etsi.org/standards-search>

The present document may be made available in electronic versions and/or in print. The content of any electronic and/or print versions of the present document shall not be modified without the prior written authorization of ETSI. In case of any existing or perceived difference in contents between such versions and/or in print, the prevailing version of an ETSI deliverable is the one made publicly available in PDF format at www.etsi.org/deliver.

Users of the present document should be aware that the document may be subject to revision or change of status. Information on the current status of this and other ETSI documents is available at <https://portal.etsi.org/TB/ETSIDeliverableStatus.aspx>

If you find errors in the present document, please send your comment to one of the following services:
<https://portal.etsi.org/People/CommitteeSupportStaff.aspx>

If you find a security vulnerability in the present document, please report it through our Coordinated Vulnerability Disclosure Program:
<https://www.etsi.org/standards/coordinated-vulnerability-disclosure>

Notice of disclaimer & limitation of liability

The information provided in the present deliverable is directed solely to professionals who have the appropriate degree of experience to understand and interpret its content in accordance with generally accepted engineering or other professional standard and applicable regulations.

No recommendation as to products and services or vendors is made or should be implied.

No representation or warranty is made that this deliverable is technically accurate or sufficient or conforms to any law and/or governmental rule and/or regulation and further, no representation or warranty is made of merchantability or fitness for any particular purpose or against infringement of intellectual property rights.

In no event shall ETSI be held liable for loss of profits or any other incidental or consequential damages.

Any software contained in this deliverable is provided "AS IS" with no warranties, express or implied, including but not limited to, the warranties of merchantability, fitness for a particular purpose and non-infringement of intellectual property rights and ETSI shall not be held liable in any event for any damages whatsoever (including, without limitation, damages for loss of profits, business interruption, loss of information, or any other pecuniary loss) arising out of or related to the use of or inability to use the software.

Copyright Notification

No part may be reproduced or utilized in any form or by any means, electronic or mechanical, including photocopying and microfilm except as authorized by written permission of ETSI.

The content of the PDF version shall not be modified without the written authorization of ETSI.
The copyright and the foregoing restriction extend to reproduction in all media.

© ETSI 2024.
All rights reserved.

Contents

Intellectual Property Rights	14
Foreword.....	14
Modal verbs terminology.....	14
1 Scope	15
2 References	15
2.1 Normative references	15
2.2 Informative references.....	15
3 Definition of terms, symbols and abbreviations.....	16
3.1 Terms.....	16
3.2 Symbols.....	16
3.3 Abbreviations	16
4 Overview of interfaces and information elements associated to the Ve-Vnfm-em and Ve-Vnfm-vnf reference points	17
4.1 Introduction	17
4.2 Relation to other NFV Group Specifications.....	18
4.3 Conventions.....	18
5 Reference point and interface requirements	19
5.1 Introduction	19
5.2 Ve-Vnfm-em Reference Point Requirements.....	19
5.2.0 Requirements applicable to the Ve-Vnfm-em reference point.....	19
5.2.1 Interface Requirements	19
5.2.1.1 VNF Lifecycle Management interface requirements	19
5.2.1.2 Void.....	21
5.2.1.3 VNF Fault Management interface requirements	21
5.2.1.4 VNF Indicator interface requirements.....	22
5.2.1.5 Void.....	22
5.2.1.6 VNF Performance Management interface requirements	22
5.2.1.7 Policy Management interface requirements	23
5.2.1.8 Void.....	24
5.2.1.9 LCM Coordination interface requirements	24
5.3 Ve-Vnfm-vnf Reference Point Requirements	24
5.3.0 Requirements applicable to the Ve-Vnfm-vnf reference point	24
5.3.1 Interface Requirements	24
5.3.1.1 VNF Lifecycle Management interface requirements	24
5.3.1.2 VNF Configuration interface requirements.....	25
5.3.1.3 VNF Indicator interface requirements.....	26
5.3.1.4 VNF Performance Management interface requirements	26
5.3.1.5 VNF Fault Management interface requirements	27
5.3.1.6 LCM Coordination interface requirements	27
6 VNF exposed interfaces	28
6.1 Introduction	28
6.2 VNF configuration interface.....	28
6.2.1 Description.....	28
6.2.2 Void	28
6.2.3 Set Configuration.....	28
6.2.3.1 Description	28
6.2.3.2 Input parameters.....	28
6.2.3.3 Output parameters	29
6.2.3.4 Operation results	29
6.3 VNF Indicator interface.....	29
6.3.1 Description.....	29
6.3.2 Subscribe operation.....	29
6.3.2.1 Description	29

6.3.2.2	Input parameters	30
6.3.2.3	Output parameters	30
6.3.2.4	Operation results	30
6.3.3	Notify operation	30
6.3.3.1	Description	30
6.3.4	Get Indicator Value operation	30
6.3.4.1	Description	30
6.3.4.2	Input parameters	31
6.3.4.3	Output parameters	31
6.3.4.4	Operation results	31
6.3.5	Terminate Subscription operation	31
6.3.5.1	Description	31
6.3.5.2	Input parameters	31
6.3.5.3	Output parameters	31
6.3.5.4	Operation results	32
6.3.6	Query Subscription Info operation	32
6.3.6.1	Description	32
6.3.6.2	Input parameters	32
6.3.6.3	Output parameters	32
6.3.6.4	Operation results	32
6.4	LCM Coordination interface	32
6.4.1	Description	32
6.4.2	CoordinateLcmOperation operation	33
6.4.2.1	Description	33
6.4.2.2	Input parameters	33
6.4.2.3	Output parameters	34
6.4.2.4	Operation results	34
7	VNFM exposed interfaces	34
7.1	Introduction	34
7.2	VNF Lifecycle Management interface	35
7.2.1	Description	35
7.2.2	Create VNF Identifier operation	36
7.2.2.1	Description	36
7.2.2.2	Input parameters	36
7.2.2.3	Output parameters	36
7.2.2.4	Operation results	37
7.2.3	Instantiate VNF operation	37
7.2.3.1	Description	37
7.2.3.2	Input parameters	37
7.2.3.3	Output parameters	38
7.2.3.4	Operation results	38
7.2.4	Scale VNF operation	39
7.2.4.1	Description	39
7.2.4.2	Input parameters	40
7.2.4.3	Output parameters	41
7.2.4.4	Operation results	41
7.2.5	Scale VNF to Level operation	41
7.2.5.1	Description	41
7.2.5.2	Input parameters	42
7.2.5.3	Output parameters	42
7.2.5.4	Operation results	42
7.2.6	Change VNF Flavour operation	43
7.2.6.1	Description	43
7.2.6.2	Input parameters	43
7.2.6.3	Output parameters	44
7.2.6.4	Operation results	44
7.2.7	Terminate VNF operation	45
7.2.7.1	Description	45
7.2.7.2	Input parameters	45
7.2.7.3	Output parameters	46
7.2.7.4	Operation results	46

7.2.8	Delete VNF Identifier operation	46
7.2.8.1	Description	46
7.2.8.2	Input parameters	46
7.2.8.3	Output parameters	47
7.2.8.4	Operation results	47
7.2.9	Query VNF operation	47
7.2.9.1	Description	47
7.2.9.2	Input parameters	47
7.2.9.3	Output parameters	47
7.2.9.4	Operation results	48
7.2.10	Heal VNF operation	48
7.2.10.1	Description	48
7.2.10.2	Input parameters	48
7.2.10.3	Output parameters	49
7.2.10.4	Operation results	49
7.2.11	Operate VNF operation	49
7.2.11.1	Description	49
7.2.11.2	Input parameters	50
7.2.11.3	Output parameters	51
7.2.11.4	Operation results	51
7.2.12	Modify VNF Information operation	51
7.2.12.1	Description	51
7.2.12.2	Input parameters	52
7.2.12.3	Output parameters	52
7.2.12.4	Operation results	52
7.2.13	Get Operation Status operation	53
7.2.13.1	Description	53
7.2.13.2	Input parameters	53
7.2.13.3	Output parameters	53
7.2.13.4	Operation results	53
7.2.14	Subscribe operation	53
7.2.14.1	Description	53
7.2.14.2	Input parameters	54
7.2.14.3	Output parameters	54
7.2.14.4	Operation results	54
7.2.15	Notify operation	54
7.2.15.1	Description	54
7.2.16	Terminate Subscription operation	55
7.2.16.1	Description	55
7.2.16.2	Input parameters	55
7.2.16.3	Output parameters	55
7.2.16.4	Operation results	55
7.2.17	Query Subscription Info operation	55
7.2.17.1	Description	55
7.2.17.2	Input parameters	56
7.2.17.3	Output parameters	56
7.2.17.4	Operation results	56
7.2.18	Change External VNF Connectivity operation	56
7.2.18.1	Description	56
7.2.18.2	Input parameters	57
7.2.18.3	Output parameters	57
7.2.18.4	Operation results	58
7.2.19	Query Snapshot Information operation	58
7.2.19.1	Description	58
7.2.19.2	Input parameters	58
7.2.19.3	Output parameters	58
7.2.19.4	Operation results	59
7.2.20	Create Snapshot operation	59
7.2.20.1	Description	59
7.2.20.2	Input parameters	59
7.2.20.3	Output parameters	60
7.2.20.4	Operation results	60

7.2.21	Revert-to Snapshot operation.....	60
7.2.21.1	Description	60
7.2.21.2	Input parameters.....	60
7.2.21.3	Output parameters	61
7.2.21.4	Operation results	61
7.2.22	Delete Snapshot Information operation	61
7.2.22.1	Description	61
7.2.22.2	Input parameters.....	61
7.2.22.3	Output parameters	62
7.2.22.4	Operation results	62
7.2.23	Void	62
7.2.24	Change current VNF package operation.....	62
7.2.24.1	Description	62
7.2.24.2	Input parameters.....	63
7.2.24.3	Output parameters	65
7.2.24.4	Operation results	65
7.2.25	Select VNF deployable modules operation.....	65
7.2.25.1	Description	65
7.2.25.2	Input parameters.....	65
7.2.25.3	Output parameters	66
7.2.25.4	Operation results	66
7.3	Void.....	67
7.4	VNF Performance Management interface	67
7.4.1	Description.....	67
7.4.2	Create PM Job operation.....	67
7.4.2.1	Description	67
7.4.2.2	Input parameters.....	68
7.4.2.3	Output parameters	68
7.4.2.4	Operation results	68
7.4.3	Delete PM Jobs operation	69
7.4.3.1	Description	69
7.4.3.2	Input parameters.....	69
7.4.3.3	Output parameters	69
7.4.3.4	Operation results	69
7.4.4	Subscribe operation.....	69
7.4.4.1	Description	69
7.4.4.2	Input parameters.....	70
7.4.4.3	Output parameters	70
7.4.4.4	Operation results	70
7.4.5	Notify operation	70
7.4.5.1	Description	70
7.4.6	Query PM Job operation	71
7.4.6.1	Description	71
7.4.6.2	Input parameters.....	71
7.4.6.3	Output parameters	71
7.4.6.4	Operation results	71
7.4.7	Create Threshold operation.....	71
7.4.7.1	Description	71
7.4.7.2	Input parameters.....	72
7.4.7.3	Output parameters	72
7.4.7.4	Operation results	72
7.4.8	Delete Thresholds operation	72
7.4.8.1	Description	72
7.4.8.2	Input parameters.....	73
7.4.8.3	Output parameters	73
7.4.8.4	Operation results	73
7.4.9	Query Threshold operation	73
7.4.9.1	Description	73
7.4.9.2	Input parameters.....	73
7.4.9.3	Output parameters	73
7.4.9.4	Operation results	74
7.4.10	Terminate Subscription operation.....	74

7.4.10.1	Description	74
7.4.10.2	Input parameters.....	74
7.4.10.3	Output parameters	74
7.4.10.4	Operation results	74
7.4.11	Query Subscription Info operation.....	74
7.4.11.1	Description	74
7.4.11.2	Input parameters.....	75
7.4.11.3	Output parameters	75
7.4.11.4	Operation results	75
7.5	VNF Fault Management interface	75
7.5.1	Description.....	75
7.5.2	Subscribe operation.....	76
7.5.2.1	Description	76
7.5.2.2	Input parameters.....	76
7.5.2.3	Output parameters	76
7.5.2.4	Operation results	76
7.5.3	Notify operation.....	77
7.5.3.1	Description	77
7.5.4	Get Alarm List operation	77
7.5.4.1	Description	77
7.5.4.2	Input parameters.....	77
7.5.4.3	Output parameters	77
7.5.4.4	Operation results	78
7.5.5	Terminate Subscription operation.....	78
7.5.5.1	Description	78
7.5.5.2	Input parameters.....	78
7.5.5.3	Output parameters	78
7.5.5.4	Operation results	78
7.5.6	Query Subscription Info operation.....	78
7.5.6.1	Description	78
7.5.6.2	Input parameters.....	79
7.5.6.3	Output parameters	79
7.5.6.4	Operation results	79
7.5.7	Escalate perceived severity operation	79
7.5.7.1	Description	79
7.5.7.2	Input parameters.....	80
7.5.7.3	Output parameters	80
7.5.7.4	Operation results	80
7.5.8	Acknowledge alarms operation.....	80
7.5.8.1	Description	80
7.5.8.2	Input parameters.....	80
7.5.8.3	Output parameters	81
7.5.8.4	Operation results	81
7.6	Void.....	81
7.7	Policy Management interface	81
7.7.1	Description.....	81
7.7.2	Transfer Policy operation.....	82
7.7.2.1	Description	82
7.7.2.2	Input parameters.....	82
7.7.2.3	Output parameters	82
7.7.2.4	Operation results	82
7.7.3	Delete Policy operation.....	82
7.7.3.1	Description	82
7.7.3.2	Input parameters.....	83
7.7.3.3	Output parameters	83
7.7.3.4	Operation results	83
7.7.4	Query Policy operation	83
7.7.4.1	Description	83
7.7.4.2	Input parameters.....	83
7.7.4.3	Output parameters	84
7.7.4.4	Operation results	84
7.7.5	Activate Policy operation.....	84

7.7.5.1	Description	84
7.7.5.2	Input parameters	84
7.7.5.3	Output parameters	85
7.7.5.4	Operation results	85
7.7.6	Deactivate Policy operation	85
7.7.6.1	Description	85
7.7.6.2	Input parameters	85
7.7.6.3	Output parameters	85
7.7.6.4	Operation results	85
7.7.7	Subscribe operation.....	86
7.7.7.1	Description	86
7.7.7.2	Input parameters.....	86
7.7.7.3	Output parameters	86
7.7.7.4	Operation results	86
7.7.8	Notify operation.....	86
7.7.8.1	Description.....	86
7.7.9	Terminate Subscription operation.....	87
7.7.9.1	Description	87
7.7.9.2	Input parameters.....	87
7.7.9.3	Output parameters	87
7.7.9.4	Operation results	87
7.7.10	Query Subscription Info operation.....	87
7.7.10.1	Description	87
7.7.10.2	Input parameters.....	88
7.7.10.3	Output parameters	88
7.7.10.4	Operation results	88
7.7.11	Associate Policy operation.....	88
7.7.11.1	Description	88
7.7.11.2	Input parameters.....	88
7.7.11.3	Output parameters	89
7.7.11.4	Operation results	89
7.7.12	Disassociate Policy operation	89
7.7.12.1	Description	89
7.7.12.2	Input parameters.....	89
7.7.12.3	Output parameters	89
7.7.12.4	Operation results	90
7.8	Void.....	90
8	EM exposed interfaces	90
8.1	Introduction	90
8.2	Indicator Interface	90
8.2.1	Description.....	90
8.2.2	Subscribe operation.....	90
8.2.2.1	Description	90
8.2.2.2	Input parameters.....	91
8.2.2.3	Output parameters	91
8.2.2.4	Operation results	91
8.2.3	Notify operation.....	91
8.2.3.1	Description	91
8.2.4	Get Indicator Value operation.....	91
8.2.4.1	Description	91
8.2.4.2	Input parameters.....	92
8.2.4.3	Output parameters	92
8.2.4.4	Operation results	92
8.2.5	Terminate Subscription operation.....	92
8.2.5.1	Description	92
8.2.5.2	Input parameters.....	92
8.2.5.3	Output parameters	93
8.2.5.4	Operation results	93
8.2.6	Query Subscription Info operation.....	93
8.2.6.1	Description	93
8.2.6.2	Input parameters.....	93

8.2.6.3	Output parameters	93
8.2.6.4	Operation results	93
8.3	LCM Coordination interface	93
8.3.1	Description	93
8.3.2	CoordinateLcmOperation operation	94
8.3.2.1	Description	94
8.3.2.2	Input parameters	94
8.3.2.3	Output parameters	95
8.3.2.4	Operation results	95
9	Information elements exchanged over reference point Ve-Vnfm	96
9.1	Introduction	96
9.2	Information elements and notifications related to VNF Configuration Management	96
9.2.1	Introduction	96
9.2.2	VnfConfiguration information element	96
9.2.2.1	Description	96
9.2.2.2	Attributes	96
9.2.3	VnfcConfiguration information element	97
9.2.3.1	Description	97
9.2.3.2	Attributes	97
9.2.4	CpConfiguration information element	97
9.2.4.1	Description	97
9.2.4.2	Attributes	97
9.2.5	CpAddress information element	97
9.2.5.1	Description	97
9.2.5.2	Attributes	97
9.2.6	VnfcConfigurationKvp information element	98
9.2.6.1	Description	98
9.2.6.2	Attributes	98
9.2.7	Void	98
9.2.8	CertificateData information element	98
9.2.8.1	Description	98
9.2.8.2	Attributes	98
9.3	Information elements and notifications related to VNF Fault Management	99
9.3.1	Introduction	99
9.3.2	AlarmNotification	99
9.3.2.1	Description	99
9.3.2.2	Trigger conditions	99
9.3.2.3	Attributes	99
9.3.3	AlarmClearedNotification	100
9.3.3.1	Description	100
9.3.3.2	Trigger conditions	100
9.3.3.3	Attributes	100
9.3.4	Alarm information element	100
9.3.4.1	Description	100
9.3.4.2	Attributes	100
9.3.5	FaultyResourceInfo information element	102
9.3.5.1	Description	102
9.3.5.2	Attributes	102
9.3.6	AlarmListRebuiltNotification	102
9.3.6.1	Description	102
9.3.6.2	Trigger conditions	102
9.3.6.3	Attributes	102
9.4	Information elements related to VNF Lifecycle Management	103
9.4.1	Introduction	103
9.4.2	VnfInfo information element	103
9.4.2.1	Description	103
9.4.2.2	Attributes	103
9.4.3	InstantiatedVnfInfo information element	104
9.4.3.1	Description	104
9.4.3.2	Attributes	104
9.4.4	VnfcResourceInfo information element	106

9.4.4.1	Description	106
9.4.4.2	Attributes	106
9.4.5	VnfVirtualLinkResourceInfo information element	107
9.4.5.1	Description	107
9.4.5.2	Attributes	107
9.4.6	VirtualStorageResourceInfo information element	108
9.4.6.1	Description	108
9.4.6.2	Attributes	108
9.4.7	ResourceHandle information element	109
9.4.7.1	Description	109
9.4.7.2	Attributes	109
9.4.8	ScaleInfo information element	110
9.4.8.1	Description	110
9.4.8.2	Attributes	110
9.4.9	ExtVirtualLinkInfo information element	111
9.4.9.1	Description	111
9.4.9.2	Attributes	111
9.4.10	ExtManagedVirtualLinkInfo information element	111
9.4.10.1	Description	111
9.4.10.2	Attributes	111
9.4.11	VnfLinkPortInfo information element	112
9.4.11.1	Description	112
9.4.11.2	Attributes	112
9.4.12	ExtManagedVirtualLinkData information element	112
9.4.12.1	Description	112
9.4.12.2	Attributes	112
9.4.13	VnfcInfo information element	113
9.4.13.1	Description	113
9.4.13.2	Attributes	113
9.4.14	ExtLinkPortInfo information element	114
9.4.14.1	Description	114
9.4.14.2	Attributes	114
9.4.15	VnfcCpInfo information element	114
9.4.15.1	Description	114
9.4.15.2	Attributes	114
9.4.16	VnfSnapshotInfo information element	115
9.4.16.1	Description	115
9.4.16.2	Attributes	115
9.4.17	VnfcSnapshotInfo information element	116
9.4.17.1	Description	116
9.4.17.2	Attributes	116
9.4.18	StorageSnapshotResource information element	116
9.4.18.1	Description	116
9.4.18.2	Attributes	116
9.4.19	TrunkPortsInfo information element	117
9.4.19.1	Description	117
9.4.19.2	Attributes	117
9.4.20	VipCpInfo information element	117
9.4.20.1	Description	117
9.4.20.2	Attributes	117
9.4.21	McioInfo information element	118
9.4.21.1	Description	118
9.4.21.2	Attributes	118
9.4.22	VirtualCpInfo information element	119
9.4.22.1	Description	119
9.4.22.2	Attributes	119
9.4.23	AdditionalServiceInfo information element	119
9.4.23.1	Description	119
9.4.23.2	Attributes	120
9.4.24	ServicePortInfo information element	120
9.4.24.1	Description	120
9.4.24.2	Attributes	120

9.4.25	NetAttDefResourceData information element	120
9.4.25.1	Description	120
9.4.25.2	Attributes	120
9.4.26	NetAttDefResourceInfo information element	121
9.4.26.1	Description	121
9.4.26.2	Attributes	121
9.4.27	PaasServiceInfo information element	121
9.4.27.1	Description	121
9.4.27.2	Attributes	121
9.4.28	CertificateConfigurationData information element	122
9.4.28.1	Description	122
9.4.28.2	Attributes	122
9.4.29	SecurityPolicy information element	122
9.4.29.1	Description	122
9.4.29.2	Attributes	122
9.4.30	CertificateBaseProfile information element	123
9.4.30.1	Description	123
9.4.30.2	Attributes	123
9.4.31	CmfData information element	123
9.4.31.1	Description	123
9.4.31.2	Attributes	123
9.4.32	CertSubjectData information element	124
9.4.32.1	Description	124
9.4.32.2	Attributes	124
9.4.33	CertificateInfo information element	124
9.4.33.1	Description	124
9.4.33.2	Attributes	124
9.4.34	CertificateConfigurationInfo information element	124
9.4.34.1	Description	124
9.4.34.2	Attributes	124
9.4.35	CmfInfo information element	125
9.4.35.1	Description	125
9.4.35.2	Attributes	125
9.4.36	CertificateContent information element	125
9.4.36.1	Description	125
9.4.36.2	Attributes	125
9.4.37	ResourceCapacityDefinition information element	126
9.4.37.1	Description	126
9.4.37.2	Attributes	126
9.4.38	OsContainerDescData information element	127
9.4.38.1	Description	127
9.4.38.2	Attributes	127
9.4.39	VirtualComputeDescData information element	127
9.4.39.1	Description	127
9.4.39.2	Attributes	127
9.4.40	VirtualStorageDescData information element	128
9.4.40.1	Description	128
9.4.40.2	Attributes	128
9.5	Information elements and notifications related to VNF Lifecycle Changes	128
9.5.1	Introduction	128
9.5.2	VnfLcmOperationOccurrenceNotification	128
9.5.2.1	Description	128
9.5.2.2	Trigger conditions	129
9.5.2.3	Attributes	129
9.5.3	AffectedVnfc information element	131
9.5.3.1	Description	131
9.5.3.2	Attributes	131
9.5.4	AffectedVirtualLink information element	132
9.5.4.1	Description	132
9.5.4.2	Attributes	132
9.5.4a	AffectedExtLinkPort information element	133
9.5.4a.1	Description	133

9.5.4a.2	Attributes.....	133
9.5.5	AffectedVirtualStorage information element.....	133
9.5.5.1	Description.....	133
9.5.5.2	Attributes.....	134
9.5.5a	AffectedVipCp information element.....	134
9.5.5a.1	Description.....	134
9.5.5a.2	Attributes.....	134
9.5.6	Void.....	135
9.5.7	VnfIdentifierCreationNotification.....	135
9.5.7.1	Description.....	135
9.5.7.2	Trigger conditions.....	135
9.5.7.3	Attributes.....	135
9.5.8	VnfIdentifierDeletionNotification.....	135
9.5.8.1	Description.....	135
9.5.8.2	Trigger conditions.....	135
9.5.8.3	Attributes.....	135
9.5.9	AffectedCertificate information element.....	136
9.5.9.1	Description.....	136
9.5.9.2	Attributes.....	136
9.6	Information elements and notifications related to VNF indicators.....	136
9.6.1	Introduction.....	136
9.6.2	IndicatorValueChangeNotification.....	136
9.6.2.1	Description.....	136
9.6.2.2	Trigger conditions.....	136
9.6.2.3	Attributes.....	136
9.6.3	IndicatorInformation information element.....	137
9.6.3.1	Description.....	137
9.6.3.2	Attributes.....	137
9.6.4	SupportedIndicatorsChangeNotification.....	137
9.6.4.1	Description.....	137
9.6.4.2	Trigger conditions.....	137
9.6.4.3	Attributes.....	137
9.6.5	SupportedIndicatorInformation information element.....	138
9.6.5.1	Description.....	138
9.6.5.2	Attributes.....	138
9.7	Information elements and notifications related to VNF Performance Management.....	138
9.7.1	Introduction.....	138
9.7.2	ObjectSelection information element.....	138
9.7.2.1	Description.....	138
9.7.2.2	Attributes.....	138
9.7.3	PmJob information element.....	139
9.7.3.1	Description.....	139
9.7.3.2	Attributes.....	139
9.7.4	Threshold information element.....	140
9.7.4.1	Description.....	140
9.7.4.2	Attributes.....	140
9.7.5	PerformanceReport information element.....	141
9.7.5.1	Description.....	141
9.7.5.2	Attributes.....	141
9.7.6	PerformanceReportEntry information element.....	141
9.7.6.1	Description.....	141
9.7.6.2	Attributes.....	141
9.7.7	PerformanceValueEntry information element.....	142
9.7.7.1	Description.....	142
9.7.7.2	Attributes.....	142
9.7.8	PerformanceInformationAvailableNotification.....	142
9.7.8.1	Description.....	142
9.7.8.2	Trigger Conditions.....	142
9.7.8.3	Attributes.....	142
9.7.9	ThresholdCrossedNotification.....	143
9.7.9.1	Description.....	143
9.7.9.2	Trigger Condition.....	143

9.7.9.3	Attributes.....	143
9.7.10	MonitoringConnection.....	144
9.7.10.1	Description.....	144
9.7.10.2	Attributes.....	144
9.8	Information elements and notifications related to multiple interfaces.....	144
9.8.1	Introduction.....	144
9.8.2	VnfExtCpInfo information element.....	144
9.8.2.1	Description.....	144
9.8.2.2	Attributes.....	145
9.8.2a	ExtLinkPortData information element.....	146
9.8.2a.1	Description.....	146
9.8.2a.2	Attributes.....	146
9.8.3	ExtVirtualLinkData information element.....	146
9.8.3.1	Description.....	146
9.8.3.2	Attributes.....	146
9.8.3a	VnfExtCpConfig information element.....	147
9.8.3a.1	Description.....	147
9.8.3a.2	Attributes.....	147
9.8.4	VnfExtCpData information element.....	148
9.8.4.1	Description.....	148
9.8.4.2	Attributes.....	149
9.8.5	Void.....	149
9.8.6	CpProtocolInfo information element.....	149
9.8.6.1	Description.....	149
9.8.6.2	Attributes.....	149
9.9	Information elements and notifications related to Policy Management.....	150
9.9.1	Introduction.....	150
9.9.2	Information elements related to Policy Management Operations.....	150
9.9.2.1	Introduction.....	150
9.9.2.2	PolicyInfo information element.....	150
9.9.2.2.1	Description.....	150
9.9.2.2.2	Attributes.....	150
9.9.3	PolicyChangeNotification.....	150
9.9.3.1	Description.....	150
9.9.3.2	Trigger Conditions.....	150
9.9.3.3	Attributes.....	150
9.9.4	PolicyConflictNotification.....	150
9.9.4.1	Description.....	150
9.9.4.2	Trigger Conditions.....	151
9.9.4.3	Attributes.....	151
9.10	Void.....	151
9.11	Information elements related to VNF LCM coordination.....	151
9.11.1	Introduction.....	151
9.11.2	Standardized coordination actions.....	151
9.11.2.1	Introduction.....	151
9.11.2.2	Taking a VNF out of service.....	151
9.11.2.3	Taking VNFC instances of a VNF instance out of service.....	151
Annex A (informative): Examples of VNF connectivity patterns.....		153
A.1	Introduction.....	153
A.2	Example of a VNF with two different types of external connection points.....	153
A.3	Example of changing VNF connectivity.....	154
Annex B (informative): Example VNF Configuration flows.....		155
B.1	Explicit change of VNF Configurable Properties.....	155
Annex C (normative): NFVI operation and maintenance policies.....		158
Annex D (informative): Change history.....		159
History.....		162

Intellectual Property Rights

Essential patents

IPRs essential or potentially essential to normative deliverables may have been declared to ETSI. The declarations pertaining to these essential IPRs, if any, are publicly available for **ETSI members and non-members**, and can be found in ETSI SR 000 314: "*Intellectual Property Rights (IPRs); Essential, or potentially Essential, IPRs notified to ETSI in respect of ETSI standards*", which is available from the ETSI Secretariat. Latest updates are available on the ETSI Web server (<https://ipr.etsi.org/>).

Pursuant to the ETSI Directives including the ETSI IPR Policy, no investigation regarding the essentiality of IPRs, including IPR searches, has been carried out by ETSI. No guarantee can be given as to the existence of other IPRs not referenced in ETSI SR 000 314 (or the updates on the ETSI Web server) which are, or may be, or may become, essential to the present document.

Trademarks

The present document may include trademarks and/or tradenames which are asserted and/or registered by their owners. ETSI claims no ownership of these except for any which are indicated as being the property of ETSI, and conveys no right to use or reproduce any trademark and/or tradename. Mention of those trademarks in the present document does not constitute an endorsement by ETSI of products, services or organizations associated with those trademarks.

DECT™, **PLUGTESTS™**, **UMTS™** and the ETSI logo are trademarks of ETSI registered for the benefit of its Members. **3GPP™** and **LTE™** are trademarks of ETSI registered for the benefit of its Members and of the 3GPP Organizational Partners. **oneM2M™** logo is a trademark of ETSI registered for the benefit of its Members and of the oneM2M Partners. **GSM®** and the GSM logo are trademarks registered and owned by the GSM Association.

Foreword

This Group Specification (GS) has been produced by ETSI Industry Specification Group (ISG) Network Functions Virtualisation (NFV).

Modal verbs terminology

In the present document "**shall**", "**shall not**", "**should**", "**should not**", "**may**", "**need not**", "**will**", "**will not**", "**can**" and "**cannot**" are to be interpreted as described in clause 3.2 of the [ETSI Drafting Rules](#) (Verbal forms for the expression of provisions).

"**must**" and "**must not**" are **NOT** allowed in ETSI deliverables except when used in direct citation.

1 Scope

The present document specifies the interfaces supported over the Ve-Vnfm-em and Ve-Vnfm-vnf reference points of the NFV-MANO architectural framework ETSI GS NFV 006 [i.8] as well as the information elements exchanged over those interfaces.

2 References

2.1 Normative references

References are either specific (identified by date of publication and/or edition number or version number) or non-specific. For specific references, only the cited version applies. For non-specific references, the latest version of the referenced document (including any amendments) applies.

Referenced documents which are not found to be publicly available in the expected location might be found at <https://docbox.etsi.org/Reference>.

NOTE: While any hyperlinks included in this clause were valid at the time of publication, ETSI cannot guarantee their long term validity.

The following referenced documents are necessary for the application of the present document.

- [1] [ETSI GS NFV-IFA 006](#): "Network Functions Virtualisation (NFV) Release 5; Management and Orchestration; Vi-Vnfm reference point - Interface and Information Model Specification".
- [2] [ETSI GS NFV-IFA 007](#): "Network Functions Virtualisation (NFV) Release 5; Management and Orchestration; Or-Vnfm reference point - Interface and Information Model Specification".
- [3] [ETSI GS NFV-IFA 010](#): "Network Functions Virtualisation (NFV) Release 5; Management and Orchestration; Functional requirements specification".
- [4] [ETSI GS NFV-IFA 011](#): "Network Functions Virtualisation (NFV) Release 5; Management and Orchestration; VNF Descriptor and Packaging Specification".
- [5] [Recommendation ITU-T X.733](#): "Information technology - Open Systems Interconnection - Systems Management: Alarm reporting function".
- [6] [ETSI GS NFV-IFA 027](#): "Network Functions Virtualisation (NFV) Release 5; Management and Orchestration; Performance Measurements Specification".
- [7] [ETSI GS NFV-IFA 048](#): " Network Functions Virtualisation (NFV) Release 4; Management and Orchestration; Policy Information Model Specification".
- [8] [ETSI GS NFV-IFA 045](#): "Network Functions Virtualisation (NFV) Release 4; Management and Orchestration; Faults and alarms modelling specification".

2.2 Informative references

References are either specific (identified by date of publication and/or edition number or version number) or non-specific. For specific references, only the cited version applies. For non-specific references, the latest version of the referenced document (including any amendments) applies.

NOTE: While any hyperlinks included in this clause were valid at the time of publication, ETSI cannot guarantee their long term validity.

The following referenced documents are not necessary for the application of the present document but they assist the user with regard to a particular subject area.

- [i.1] [ISO/IEC 9646-7](#): "Information technology -- Open Systems Interconnection -- Conformance testing methodology and framework -- Part 7: Implementation Conformance Statements".

- [i.2] [ETSI GR NFV 003](#): "Network Functions Virtualisation (NFV); Terminology for Main Concepts in NFV".
- [i.3] Void.
- [i.4] [ETSI GS NFV-IFA 009](#): "Network Functions Virtualisation (NFV); Management and Orchestration; Report on Architectural Options".
- [i.5] [ETSI GS NFV-IFA 013](#): "Network Functions Virtualisation (NFV) Release 5; Management and Orchestration; Os-Ma-nfvo reference point - Interface and Information Model Specification".
- [i.6] [ETSI GS NFV-IFA 005](#): "Network Functions Virtualisation (NFV) Release 5; Management and Orchestration; Or-Vi reference point - Interface and Information Model Specification".
- [i.7] [ETSI GS NFV-REL 006](#): "Network Functions Virtualisation (NFV) Release 3; Reliability; Maintaining Service Availability and Continuity Upon Software Modification".
- [i.8] [ETSI GS NFV 006](#): "Network Functions Virtualisation (NFV) Release 4; Management and Orchestration; Architectural Framework Specification".
- [i.9] [ETSI GS NFV-IFA 040](#): "Network Functions Virtualisation (NFV) Release 5; Management and Orchestration; Requirements for service interfaces and object model for OS container management and orchestration specification".
- [i.10] [ETSI GS NFV-IFA 031](#): "Network Functions Virtualisation (NFV) Release 5; Management and Orchestration; Requirements and interfaces specification for management of NFV-MANO".
- [i.11] [ETSI GS NFV-IFA 026](#): "Network Functions Virtualisation (NFV) Release 4; Management and Orchestration; Architecture enhancement for Security Management Specification".

3 Definition of terms, symbols and abbreviations

3.1 Terms

For the purposes of the present document, the terms given in ETSI GR NFV 003 [i.2] and the following apply:

Compute MCIO: MCIO which declarative descriptor specifies compute infrastructure resource requests

deployable module: set of optional VDUs, specified in the VNFD for a particular VNF deployment flavour, which are used to create VNFC instances only if selected by the consumer in a VNF lifecycle management operation

NOTE: This term is from ETSI GS NFV-IFA 010 [3].

Network MCIO: MCIO which declarative descriptor specifies network infrastructure resource requests

Storage MCIO: MCIO which declarative descriptor specifies storage infrastructure resource requests

3.2 Symbols

Void.

3.3 Abbreviations

For the purposes of the present document, the abbreviations given in ETSI GR NFV 003 [i.2] and the following apply:

NOTE: An abbreviation defined in the present document takes precedence over the definition of the same abbreviation, if any, in ETSI GR NFV 003 [i.2].

CMF	Certificate Management Function
CP	Connection Point

CPD	Connection Point Descriptor
DF	Deployment Flavour
FB	Functional Block
LCM	LifeCycle Management
VDU	VNF Deployment Unit
VL	Virtual Link
VLD	Virtual Link Descriptor

4 Overview of interfaces and information elements associated to the Ve-Vnfm-em and Ve-Vnfm-vnf reference points

4.1 Introduction

This clause provides an overview of interfaces and information models associated to the Ve-Vnfm-em and Ve-Vnfm-vnf reference points.

The Ve-Vnfm-em reference point is used for exchanges between EM and VNF Manager, and supports the following interfaces:

- VNF Lifecycle Management (produced by VNFM, consumed by EM).
- VNF Performance Management, resulting from virtualised resource performance information (produced by VNFM, consumed by EM).
- VNF Fault Management, resulting from virtualised resource fault information (produced by VNFM, consumed by EM).
- VNF Indicator (produced by EM, consumed by VNFM).
- Policy Management (produced by VNFM, consumed by EM).
- VNFC Snapshot Package Management (produced by VNFM, consumed by EM).
- LCM Coordination (produced by EM, consumed by VNFM).

The Ve-Vnfm-vnf reference point is used for exchanges between VNF and VNF Manager, and supports the following interfaces:

- VNF Lifecycle Management (produced by VNFM, consumed by VNF).
- VNF Performance Management, resulting from virtualised resource performance information (produced by VNFM, consumed by VNF).
- VNF Fault Management, resulting from virtualised resource fault information (produced by VNFM, consumed by VNF).
- VNF Indicator (produced by VNF, consumed by VNFM).
- VNF Configuration (produced by VNF, consumed by VNFM).
- LCM Coordination (produced by VNF, consumed by VNFM).

The information elements exchanged by the interfaces above are also part of the present document.

4.2 Relation to other NFV Group Specifications

The present document is referencing information from the following NFV Group Specifications:

- Report on Architectural Options ETSI GS NFV-IFA 009 [i.4]:
 - This report describes architectural options that may influence the way some of the interfaces associated to the Ve-Vnfm-em and/or Ve-Vnfm-vnf reference points are used or might even suggest the need for extension.
- Functional Requirements Specification ETSI GS NFV-IFA 010 [3]:
 - Interfaces associated with the Ve-Vnfm reference point are based on the functional requirements specified in ETSI GS NFV-IFA 010 [3] for the VNFM Functional Block (FB).
- Vi-Vnfm reference point - Interface and Information Model Specification ETSI GS NFV-IFA 006 [1]:
 - The Virtualised Resources Performance Management and the Virtualised Resources Fault Management interfaces defined in ETSI GS NFV-IFA 006 [1] are also used on the Ve-Vnfm-em reference point.
- Or-Vnfm reference point - Interface and Information Model Specification ETSI GS NFV-IFA 007 [2]:
 - The VNF Lifecycle Management interface defined in ETSI GS NFV-IFA 007 [2] is also used on the Ve-Vnfm-em and Ve-Vnfm-vnf reference points.
- VNF Packaging Specification ETSI GS NFV-IFA 011 [4]:
 - The specification of the Virtualised Network Function Descriptor (VNFD) in ETSI GS NFV-IFA 011 [4] defines information elements that are also relevant in the present document.
- Os-Ma-nfvo reference point - Interface and Information Model Specification ETSI GS NFV-IFA 013 [i.5]:
 - The VNF Package Management interface defined in ETSI GS NFV-IFA 013 [i.5] is also used on the Or-Vnfm reference point.

4.3 Conventions

The following notations, defined in ISO/IEC 9646-7 [i.1], are used for the qualifier column of interface information elements:

- M mandatory - the capability is required to be supported.
- O optional - the capability may be supported or not.
- CM conditional mandatory - the capability is required to be supported and is conditional on the support of some condition. This condition shall be specified in the Description column.
- CO conditional optional - the capability may be supported or not and is conditional on the support of some condition. This condition shall be specified in the Description column.

The following notation is used for parameters that represent identifiers, and for attributes that represent identifiers in information elements and notifications:

- If parameters are referring to an identifier of an actual object, their type is "Identifier".
- If an object (information element or notification) contains an attribute that identifies the object, the type of that attribute is "Identifier" and the description states that the attribute is the identifier of that particular notification or information element.

EXAMPLE 1: Identifier "resourceId" of the "NetworkSubnet information element" has type "Identifier" and description "Identifier of this NetworkSubnet information element".

- If an object (information element or notification) contains an attribute that references another object or objects defined in an ETSI NFV GS, the type of the attribute is "Identifier", followed by the list of objects it references.

EXAMPLE 2: "Identifier (Reference to Vnfc)" or "Identifier (Reference to Vnfc, VirtualLink or VirtualStorage)".

If the type of a parameter or attribute has been marked as "Not specified" in the "Content" column, this means that its specification is part of the protocol design/data model design.

5 Reference point and interface requirements

5.1 Introduction

The following clauses specify requirements applicable to interfaces in the specific context of the Ve-Vnfm-em and Ve-Vnfm-vnf reference points.

In case the VNF has embedded management functionalities, it may implement the consumer part of the Ve-Vnfm-em reference point interfaces, and interact with a VNFM on behalf of an EM.

5.2 Ve-Vnfm-em Reference Point Requirements

5.2.0 Requirements applicable to the Ve-Vnfm-em reference point

Table 5.2.0-1 specifies requirements applicable to the Ve-Vnfm-em reference point.

Table 5.2.0-1: Ve-Vnfm-em reference point requirements

Numbering	Functional requirements description
Ve-Vnfm-em.001	The Ve-Vnfm-em reference point shall support the VNF Lifecycle Management interface produced by the VNFM.
Ve-Vnfm-em.002	Void.
Ve-Vnfm-em.003	The Ve-Vnfm-em reference point shall support the VNF Performance Management interface produced by the VNFM.
Ve-Vnfm-em.004	The Ve-Vnfm-em reference point shall support the VNF Fault Management interface produced by the VNFM.
Ve-Vnfm-em.005	The Ve-Vnfm-em reference point may support the VNF Indicator interface produced by the EM (see notes 1 and 2).
Ve-Vnfm-em.006	Void.
Ve-Vnfm-em.007	The Ve-Vnfm-em reference point shall support the Policy Management interface produced by the VNFM.
Ve-Vnfm-em.008	Void.
Ve-Vnfm-em.009	The Ve-Vnfm-em reference point may support the LCM Coordination interface produced by the EM (see note 3).
NOTE 1: VNF Indicators are information supplied by the VNF or the EM to provide some indication on the VNF behaviour. VNFM can use these indicators in conjunction with virtualised resource data to perform auto-scaling decisions.	
NOTE 2: The support of VNF Indicator interface is VNF provider's decision. At least one indicator declared by the VNF provider in VNFD with source (VNF or EM) implies that the corresponding reference point (Ve-Vnfm-vnf or Ve-Vnfm-em) supports this interface.	
NOTE 3: The dependency on the LCM Coordination interface is declared by the VNF provider in the VNFD.	

5.2.1 Interface Requirements

5.2.1.1 VNF Lifecycle Management interface requirements

Table 5.2.1.1-1 specifies the requirements applicable to the VNF Lifecycle Management interface produced by the VNFM on the Ve-Vnfm-em reference point.

Table 5.2.1.1-1: VNF Lifecycle Management interface requirements

Numbering	Functional requirements description
Ve-Vnfm-em.VnfLcm.001	The VNF Lifecycle Management interface produced by the VNFM on the Ve-Vnfm-em reference point shall support scaling a VNF instance.
Ve-Vnfm-em.VnfLcm.002	The VNF Lifecycle Management interface produced by the VNFM on the Ve-Vnfm-em reference point shall support instantiating a VNF instance.
Ve-Vnfm-em.VnfLcm.003	The VNF Lifecycle Management interface produced by the VNFM on the Ve-Vnfm-em reference point shall support terminating a VNF instance.
Ve-Vnfm-em.VnfLcm.004	The VNF Lifecycle Management interface produced by the VNFM on the Ve-Vnfm-em reference point shall support querying information about a VNF instance.
Ve-Vnfm-em.VnfLcm.005	The VNF Lifecycle Management interface produced by the VNFM on the Ve-Vnfm-em reference point shall support requesting VNF healing.
Ve-Vnfm-em.VnfLcm.006	The VNF Lifecycle Management interface produced by the VNFM on the Ve-Vnfm-em reference point shall support requesting to change the state of a VNF instance/VNFC instance(s) (see note 1).
Ve-Vnfm-em.VnfLcm.007	The VNF Lifecycle Management interface produced by the VNFM on the Ve-Vnfm-em reference point shall support querying the status of a VNF Lifecycle Management operation.
Ve-Vnfm-em.VnfLcm.008	The VNF Lifecycle Management interface produced by the VNFM on the Ve-Vnfm-em reference point shall support modifying information about a VNF instance (see note 2).
Ve-Vnfm-em.VnfLcm.009	The VNF Lifecycle Management interface produced by the VNFM on the Ve-Vnfm-em reference point shall support creating a VNF instance identifier and the associated instance of a VNF information element.
Ve-Vnfm-em.VnfLcm.010	The VNF Lifecycle Management interface produced by the VNFM on the Ve-Vnfm-em reference point shall support deleting a VNF instance identifier and the associated instance of a VNF information element.
Ve-Vnfm-em.VnfLcm.011	The VNF Lifecycle Management interface produced by the VNFM on the Ve-Vnfm-em reference point shall support providing to the EM notifications to the EM about changes of a VNF instance that are related to the VNF Lifecycle Management operation occurrences, further referred to as VNF Lifecycle Management operation occurrence notifications.
Ve-Vnfm-em.VnfLcm.012	VNF Lifecycle Management operation occurrence notifications provided on the VNF Lifecycle Management interface produced by the VNFM on the Ve-Vnfm-em reference point shall contain information about the type of VNF Lifecycle Management operation, the identification of the VNF instance, and the identification of the lifecycle management operation occurrence.
Ve-Vnfm-em.VnfLcm.013	VNF Lifecycle Management operation occurrence notifications provided on the VNF Lifecycle Management interface produced by the VNFM on the Ve-Vnfm-em reference point shall contain information about the addition/deletion of VNF Components, and about the changes on virtualised resources associated to VNFC(s) as result of the VNF Lifecycle Management operation occurrence.
Ve-Vnfm-em.VnfLcm.014	VNF Lifecycle Management operation occurrence notifications provided on the VNF Lifecycle Management interface produced by the VNFM on the Ve-Vnfm-em reference point shall contain information about the virtual networks and Connection Point (CP) that are added/deleted as part of the VNF Lifecycle Management operation occurrence (see note 3).
Ve-Vnfm-em.VnfLcm.015	VNF Lifecycle Management operation occurrence notifications provided on the VNF Lifecycle Management interface produced by the VNFM on the Ve-Vnfm-em reference point shall support indicating the start of the lifecycle management operation occurrence, the end and the results of the lifecycle management operation occurrence, including any error produced from the lifecycle management operation occurrence.
Ve-Vnfm-em.VnfLcm.016	VNF Lifecycle Management operation occurrence notifications provided on the VNF Lifecycle Management interface produced by the VNFM on the Ve-Vnfm-em reference point shall support indicating updates to the VNF instance information including configurable properties.
Ve-Vnfm-em.VnfLcm.017	The VNF Lifecycle Management interface produced by the VNFM on the Ve-Vnfm-em reference point shall support providing to the EM notifications about creation and deletion of a VNF identifier and the associated instance of a VNF information element, further referred to as VNF identifier creation/deletion notifications.
Ve-Vnfm-em.VnfLcm.018	The VNF Lifecycle Management interface produced by the VNFM on the Ve-Vnfm-em reference point shall support managing subscriptions to VNF Lifecycle Management operation occurrence notifications and to VNF identifier creation/deletion notifications.
Ve-Vnfm-em.VnfLcm.019	The VNF Lifecycle Management interface produced by the VNFM on the Ve-Vnfm-em reference point shall support providing to the VNFM configuration parameters for a VNF/VNFC instance (see note 4).

Numbering	Functional requirements description
Ve-Vnfm-em.VnfLcm.020	The VNF Lifecycle Management interface produced by the VNFM on the Ve-Vnfm-em reference point shall support requesting to change the external connectivity of a VLs to which a VNF instance is connected.
Ve-Vnfm-em.VnfLcm.021	The VNF Lifecycle Management interface produced by the VNFM on the Ve-Vnfm-em reference point shall support the capability to invoke VNF error handling operation(s) after the VNF lifecycle operation occurrence fails (see notes 5 and 6).
Ve-Vnfm-em.VnfLcm.022	Void.
Ve-Vnfm-em.VnfLcm.023	The VNF Lifecycle Management interface produced by the VNFM on the Ve-Vnfm-em reference point shall support creating VNF/VNFC Snapshots.
Ve-Vnfm-em.VnfLcm.024	The VNF Lifecycle Management interface produced by the VNFM on the Ve-Vnfm-em reference point shall support reverting to VNF/VNFC Snapshots.
Ve-Vnfm-em.VnfLcm.025	The VNF Lifecycle Management interface produced by the VNFM on the Ve-Vnfm-em reference point shall support querying information about available VNF/VNFC Snapshots (see note 8).
Ve-Vnfm-em.VnfLcm.026	The VNF Lifecycle Management interface produced by the VNFM on the Ve-Vnfm-em reference point shall support deleting information associated to VNF/VNFC Snapshots.
Ve-Vnfm-em.VnfLcm.027	The VNF Lifecycle Management interface produced by the VNFM on the Ve-Vnfm-em reference point shall support changing the current VNF package.
Ve-Vnfm-em.VnfLcm.028	When delegation-mode is used, the VNF Lifecycle Management interface produced by the VNFM on the Ve-Vnfm-em reference point shall support providing certificate configuration data and modifying information and/or the configuration parameters of certificate management as part of the creating a VNF instance identifier and modifying information and/or the configuration parameters.
NOTE 1:	Change the state of a VNF instance/VNFC instance(s) refers to start or stop a VNF/VNFC instance. These operations are complementary to instantiate or terminate a VNF.
NOTE 2:	The requirement refers to the information that is writable.
NOTE 3:	This provides information about virtual networks and connections points that are internal to the VNF and whose creation was triggered by the VNFM.
NOTE 4:	Configuration parameters referred to in this clause are declared in the VNFD. They include: those that are set prior to instantiation and that cannot be modified if the VNF is instantiated, those that are set prior to instantiation (are part of initial configuration) and that can be modified later, and those that can be set only after instantiation.
NOTE 5:	It is up to the protocol design stage to design the detail error handling operation(s).
NOTE 6:	It depends on the VNF capabilities whether and how the operation(s) are supported by a particular VNF.
NOTE 7:	Void.
NOTE 8:	VNF/VNFC Snapshot information can include information including creation date, configuration data of included VNF/VNFC Snapshots, and identifiers of snapshotted VNF/VNFC instances.

5.2.1.2 Void

5.2.1.3 VNF Fault Management interface requirements

Table 5.2.1.3-1 specifies requirements applicable to the VNF Fault Management interface produced by the VNFM on the Ve-Vnfm-em reference point.

Table 5.2.1.3-1: VNF Fault Management interface requirements

Numbering	Functional requirements description
Ve-Vnfm-em.VnfFm.001	The VNF Fault Management interface produced by the VNFM on the Ve-Vnfm-em reference point shall support collecting VNF/VNFC fault information (see note 1).
Ve-Vnfm-em.VnfFm.002	The VNF Fault Management interface produced by the VNFM on the Ve-Vnfm-em reference point shall support alarm acknowledgement.
Ve-Vnfm-em.VnfFm.003	The VNF Fault Management interface produced by the VNFM on the Ve-Vnfm-em reference point shall support providing alarm notifications related to faults on VNF/VNFC instances.
Ve-Vnfm-em.VnfFm.004	The VNF Fault Management interface produced by the VNFM on the Ve-Vnfm-em reference point shall support providing notification when there is a change in alarm information on VNF/VNFC instances.
Ve-Vnfm-em.VnfFm.005	The VNF Fault Management interface produced by the VNFM on the Ve-Vnfm-em reference point shall support the sending of notification to the EM when an alarm on a VNF/VNFC instance has been created.
Ve-Vnfm-em.VnfFm.006	The VNF Fault Management interface produced by the VNFM on the Ve-Vnfm-em reference point shall support the sending of notification to the EM when an alarm on a VNF/VNFC instance has been cleared.

Numbering	Functional requirements description
Ve-Vnfm-em.VnfFm.007	The VNF Fault Management interface produced by the VNFM on the Ve-Vnfm-em reference point shall support the sending of notification(s) to the EM when the alarm list has been rebuilt.
Ve-Vnfm-em.VnfFm.008	The VNF Fault Management interface produced by the VNFM on the Ve-Vnfm-em reference point shall allow unambiguous identification of the alarm on a VNF/VNFC instance sent to the EM.
Ve-Vnfm-em.VnfFm.009	The VNF Fault Management interface produced by the VNFM on the Ve-Vnfm-em reference point shall allow unambiguous identification of the VNF/VNFC instance causing the alarm.
Ve-Vnfm-em.VnfFm.010	The VNF Fault Management interface produced by the VNFM on the Ve-Vnfm-em reference point shall allow unambiguous identification of the alarm cause.
Ve-Vnfm-em.VnfFm.011	The VNF Fault Management interface produced by the VNFM on the Ve-Vnfm-em reference point shall support providing to the EM notifications about alarms on a VNF instance and its VNFC (see note 2).
Ve-Vnfm-em.VnfFm.012	Notifications related to the alarms associated with the state changes of virtualised resources of a VNF instance provided on the VNF Fault Management interface produced by the VNFM on the Ve-Vnfm-em reference point shall contain information necessary to identify the VNF and its VNFC(s), the origin (VIM and virtualised resource(s)) of the virtualised resource change notification(s), the type of alarm, and information about the cause of the alarm.
Ve-Vnfm-em.VnfFm.013	The VNF Fault Management interface produced by the VNFM on the Ve-Vnfm-em reference point shall enable the VNFM to manage subscriptions to notifications related to alarms.
Ve-Vnfm-em.VnfFm.014	The VNF Fault Management interface produced by the VNFM on the Ve-Vnfm-em reference point shall support an operation to escalate when the perceived severity of an alarm needs to be changed, from the perspective of the EM.
NOTE 1: Fault information on a given VNF/VNFC instance can include the information related to the alarm (e.g. alarm created, alarm cleared, etc.), alarm causes and identification of this VNF/VNFC instance and fault information concerning the virtualised resources supporting the constituent VNF/VNFC instance.	
NOTE 2: The alarms may be triggered by either upcoming NFVI operation and maintenance or changes in the state of the virtualised resources.	

5.2.1.4 VNF Indicator interface requirements

Table 5.2.1.4-1 specifies the requirements applicable to the VNF Indicator interface produced by the EM on the Ve-Vnfm-em reference point.

Table 5.2.1.4-1: VNF Indicator interface requirements

Numbering	Functional requirements description
Ve-Vnfm-em.Ind.001	The VNF Indicator interface produced by the EM on the Ve-Vnfm-em reference point shall support providing notifications related to indicator value change, and to manage subscriptions related to such notifications.
Ve-Vnfm-em.Ind.002	The VNF Indicator interface produced by the EM on the Ve-Vnfm-em reference point shall support retrieving indicator values.

5.2.1.5 Void

5.2.1.6 VNF Performance Management interface requirements

Table 5.2.1.6-1 specifies requirements applicable to the VNF Performance Management interface produced by the VNFM on the Ve-Vnfm-em reference point.

Table 5.2.1.6-1: VNF Performance Management interface requirements

Numbering	Functional requirements description
Ve-Vnfm-em.VnfPm.01	The VNF Performance Management interface produced by the VNFM on the Ve-Vnfm-em reference point shall support the EM to control the collection and reporting of VNF/VNFC performance information, resulting from virtualised resources performance information, on the VNF(s) it manages (see note 1).

Numbering	Functional requirements description
Ve-Vnfm-em.VnfPm.02	The VNF Performance Management interface produced by the VNFM on the Ve-Vnfm-em reference point shall support the capability to notify the EM about the availability of VNF performance information.
Ve-Vnfm-em.VnfPm.03	The VNF Performance Management interface produced by the VNFM on the Ve-Vnfm-em reference point shall support the EM to create a PM job specifying the VNF performance information that the EM requires from the VNFM.
Ve-Vnfm-em.VnfPm.04	The VNF Performance Management interface produced by the VNFM on the Ve-Vnfm-em reference point shall support the EM to delete one or more PM job(s).
Ve-Vnfm-em.VnfPm.05	The VNF Performance Management interface produced by the VNFM on the Ve-Vnfm-em reference point shall enable the EM to receive notifications of data availability for a PM job, and to manage subscriptions to such notifications.
Ve-Vnfm-em.VnfPm.06	The VNF Performance Management interface produced by the VNFM on the Ve-Vnfm-em reference point shall support the EM to query the details of one or more PM job(s).
Ve-Vnfm-em.VnfPm.07	The VNF Performance Management interface produced by the VNFM on the Ve-Vnfm-em reference point shall support the EM to manage the thresholds on specified VNF/VNFC performance information and VNF(s) (see note 2).
Ve-Vnfm-em.VnfPm.08	The VNF Performance Management interface produced by the VNFM on the Ve-Vnfm-em reference point shall support the capability to notify the EM about a threshold defined for a specified metric of a VNF/VNFC being crossed.
Ve-Vnfm-em.VnfPm.09	The VNF Performance Management interface produced by the VNFM on the Ve-Vnfm-em reference point shall enable the EM to receive notifications related to threshold crossing, and to manage subscriptions to such notifications.
NOTE 1: Performance information on a given VNF/VNFC results from collected performance information of the virtualised resources that are mapped to this VNF/VNFC instance.	
NOTE 2: Management of thresholds include creation, deletion and query the thresholds on specified VNF performance information and VNF(s).	

5.2.1.7 Policy Management interface requirements

Table 5.2.1.7-1 specifies requirements applicable to the policy management interface produced by the VNFM on the Ve-Vnfm-em reference point.

Table 5.2.1.7-1: Policy Management interface requirements

Numbering	Functional requirements description
Ve-Vnfm-em.Plcm.001	The Policy Management interface produced by the VNFM on the Ve-Vnfm-em reference point shall support transferring NFV-MANO policies. See notes 1 and 2.
Ve-Vnfm-em.Plcm.002	The Policy Management interface produced by the VNFM on the Ve-Vnfm-em reference point shall support deleting NFV-MANO policies. See note 1.
Ve-Vnfm-em.Plcm.003	The Policy Management interface produced by the VNFM on the Ve-Vnfm-em reference point shall support querying NFV-MANO policies. See note 1.
Ve-Vnfm-em.Plcm.004	The Policy Management interface produced by the VNFM on the Ve-Vnfm-em reference point shall support activating NFV-MANO policies. See note 1.
Ve-Vnfm-em.Plcm.005	The Policy Management interface produced by the VNFM on the Ve-Vnfm-em reference point shall support deactivating NFV-MANO policies. See note 1.
Ve-Vnfm-em.Plcm.006	The Policy Management interface produced by the VNFM on the Ve-Vnfm-em reference point shall support providing to the EM notifications about changes of a policy that are related to operations of transferring policy, deleting policy, activating policy, deactivating policy, associating policy and disassociating policy.
Ve-Vnfm-em.Plcm.007	The Policy Management interface produced by the VNFM on the Ve-Vnfm-em reference point shall support providing to the EM notifications about any detected policy conflicts.
Ve-Vnfm-em.Plcm.008	The Policy Management interface produced by the VNFM on the Ve-Vnfm-em reference point shall support subscribing to policy management related notifications.
Ve-Vnfm-em.Plcm.009	The Policy Management interface produced by the VNFM on the Ve-Vnfm-em reference point shall support associating NFV-MANO policies to VNF instances.
Ve-Vnfm-em.Plcm.010	The Policy Management interface produced by the VNFM on the Ve-Vnfm-em reference point shall support disassociating NFV-MANO policies from VNF instances.
NOTE 1: For this reference point, NFV-MANO policies include policies applied in VNF Lifecycle Management (instantiation, scaling, healing and termination).	
NOTE 2: The case of transferring NFV-MANO policy applies when: <ul style="list-style-type: none"> - a new policy is imported from the EM, which results in the creation of a new policy locally; or - the changes for an existing policy are imported from the EM, which results in the update of a policy locally. 	

5.2.1.8 Void

5.2.1.9 LCM Coordination interface requirements

Table 5.2.1.9-1 specifies requirements applicable to the LCM Coordination interface produced by the EM on the Ve-Vnfm-em reference point.

Table 5.2.1.9-1: LCM Coordination interface requirements

Numbering	Functional requirements description
Ve-Vnfm-em.LcmCoord.001	The LCM Coordination interface produced by the EM on the Ve-Vnfm-em reference point shall support receiving requests to coordinate LCM operations affecting a VNF instance and its VNFC instances.

5.3 Ve-Vnfm-vnf Reference Point Requirements

5.3.0 Requirements applicable to the Ve-Vnfm-vnf reference point

Table 5.3.0-1 specifies requirements applicable to the Ve-Vnfm-vnf reference point.

Table 5.3.0-1: Ve-Vnfm-vnf reference point requirements

Numbering	Functional requirements description
Ve-Vnfm-vnf.001	The Ve-Vnfm-vnf reference point shall support the VNF Lifecycle Management interface produced by the VNFM.
Ve-Vnfm-vnf.002	The Ve-Vnfm-vnf reference point may support the VNF Configuration interface produced by the VNF (see note 3).
Ve-Vnfm-vnf.003	The Ve-Vnfm-vnf reference point shall support the VNF Performance Management interface produced by the VNFM.
Ve-Vnfm-vnf.004	The Ve-Vnfm-vnf reference point shall support the VNF Fault Management interface produced by the VNFM.
Ve-Vnfm-vnf.005	The Ve-Vnfm-vnf reference point may support the VNF Indicator interface produced by the VNF (see notes 1 and 2).
Ve-Vnfm-vnf.006	The Ve-Vnfm-vnf reference point shall support the means for the configuration of a VNF and for the VNFM to determine whether the VNF configuration has been completed (see note 4).
Ve-Vnfm-vnf.007	The Ve-Vnfm-vnf reference point may support the LCM Coordination interface produced by the VNF (see note 5).
<p>NOTE 1: VNF Indicators are information supplied by the VNF or the EM to provide some indication on the VNF behaviour. For example, VNFM can use these indicators in conjunction with virtualised resource data to perform auto-scaling decisions, or to determine whether the configuration changes have been completed, etc.</p> <p>NOTE 2: The support of VNF Indicator interface is VNF provider's decision. At least one indicator declared by the VNF provider in VNFD with source (VNF or EM) implies that the corresponding reference point (Ve-Vnfm-vnf or Ve-Vnfm-em) supports this interface.</p> <p>NOTE 3: The dependency on and support of VNF Configuration interface is declared by the VNF provider in the VNFD.</p> <p>NOTE 4: The configuration of a VNF can be performed by the VNFM via the VNF Configuration interface, or the VNF can acquire the configuration information from the VNFM. At least one of the mechanisms shall be supported for a particular VNF and be declared by the VNF provider in the VNFD. Examples of how the alternative mechanisms may be used for VNF configuration are given in annex A.</p> <p>NOTE 5: The dependency on and support of the LCM Coordination interface is declared by the VNF provider in the VNFD.</p>	

5.3.1 Interface Requirements

5.3.1.1 VNF Lifecycle Management interface requirements

Table 5.3.1.1-1 specifies the requirements applicable to the VNF Lifecycle Management interface produced by the VNFM on the Ve-Vnfm-vnf reference point.

Table 5.3.1.1-1: VNF Lifecycle Management interface requirements

Numbering	Functional requirements description
Ve-Vnfm-vnf.VnfLcm.001	The VNF Lifecycle Management interface produced by the VNFM on the Ve-Vnfm-vnf reference point shall support scaling a VNF instance.
Ve-Vnfm-vnf.VnfLcm.002	The VNF Lifecycle Management interface produced by the VNFM on the Ve-Vnfm-vnf reference point shall support requesting VNF healing.
Ve-Vnfm-vnf.VnfLcm.003	The VNF Lifecycle Management interface produced by the VNFM on the Ve-Vnfm-vnf reference point shall support querying the status of a VNF Lifecycle Management operation (see note 1).
Ve-Vnfm-vnf.VnfLcm.004	The VNF Lifecycle Management interface produced by the VNFM on the Ve-Vnfm-vnf reference point shall support querying information about a VNF instance.
Ve-Vnfm-vnf.VnfLcm.005	The VNF Lifecycle Management interface produced by the VNFM on the Ve-Vnfm-vnf reference point shall support providing to the VNF notifications about changes of a VNF instance that are related to the VNF Lifecycle Management operation occurrences, further referred to as VNF lifecycle management operation occurrence notifications.
Ve-Vnfm-vnf.VnfLcm.006	VNF Lifecycle Management operation occurrence notifications provided on the VNF Lifecycle Management interface produced by the VNFM on the Ve-Vnfm-vnf reference point shall contain information about the type of VNF Lifecycle Management operation, the identification of the VNF instance, and the identification of the lifecycle management operation occurrence.
Ve-Vnfm-vnf.VnfLcm.007	VNF lifecycle management operation occurrence notifications provided on the VNF lifecycle Management interface produced by the VNFM on the Ve-Vnfm-vnf reference point shall contain information about the addition/deletion of VNF Components, and about the changes on virtualised resources associated to VNFC(s) as result of the VNF Lifecycle Management operation occurrence.
Ve-Vnfm-vnf.VnfLcm.008	VNF Lifecycle Management operation occurrence notifications provided on the VNF Lifecycle Management interface produced by the VNFM on the Ve-Vnfm-vnf reference point shall contain information about the virtual networks and Connection Point (CP)s that are added/deleted as part of the VNF Lifecycle Management operation occurrence (see note 2).
Ve-Vnfm-vnf.VnfLcm.009	VNF Lifecycle Management operation occurrence notifications provided on the VNF Lifecycle Management interface produced by the VNFM on the Ve-Vnfm-vnf reference point shall support indicating the start of the lifecycle management operation occurrence, the end and the results of the lifecycle management operation occurrence, including any error produced from the lifecycle management operation occurrence.
Ve-Vnfm-vnf.VnfLcm.010	VNF Lifecycle Management operation occurrence notifications provided on the VNF Lifecycle Management interface produced by the VNFM on the Ve-Vnfm-vnf reference point shall support indicating updates to the VNF instance information including configurable properties.
Ve-Vnfm-vnf.VnfLcm.011	The VNF Lifecycle Management interface produced by the VNFM on the Ve-Vnfm-vnf reference point shall support managing subscriptions to VNF Lifecycle Management operation occurrence notifications.
Ve-Vnfm-vnf.VnfLcm.012	The VNF Lifecycle Management interface produced by the VNFM on the Ve-Vnfm-vnf reference point shall support the capability to invoke VNF error handling operation(s) after the VNF lifecycle operation occurrence fails (see notes 3 and 4).
Ve-Vnfm-vnf.VnfLcm.013	Void.
NOTE 1: The status of the operations can be queried only limited to the operations initiated by the VNF.	
NOTE 2: This provides information about virtual networks and connections points that are internal to the VNF and whose creation was triggered by the VNFM.	
NOTE 3: It is up to the protocol design stage to design the detailed error handling operation(s).	
NOTE 4: It depends on the VNF capabilities whether and how the operation(s) are supported by a particular VNF.	
NOTE 5: Void.	

5.3.1.2 VNF Configuration interface requirements

Table 5.3.1.2-1 specifies the requirements applicable to the VNF Configuration interface produced by the VNF on the Ve-Vnfm-vnf reference point.

Table 5.3.1.2-1: VNF Configuration interface requirements

Numbering	Functional requirements description
Ve-Vnfm-vnf.VnfConf.001	The VNF Configuration interface on the Ve-Vnfm-vnf reference point shall support setting configuration parameters for a VNF instance and its VNFC instance(s) or individual VNFC instances.
Ve-Vnfm-vnf.VnfConf.002	Void.

5.3.1.3 VNF Indicator interface requirements

Table 5.3.1.3-1 specifies the requirements applicable to the VNF indicator interface produced by the VNF on the Ve-Vnfm-vnf reference point.

Table 5.3.1.3-1: VNF Indicator interface requirements

Numbering	Functional requirements description
Ve-Vnfm-vnf.VnfInd.001	The VNF Indicator interface provided by the VNF on the Ve-Vnfm-vnf reference point shall support providing notifications related to indicator value change, and to manage subscriptions related to such notifications.
Ve-Vnfm-vnf.VnfInd.002	The VNF Indicator interface provided by the VNF on the Ve-Vnfm-vnf reference point shall support retrieving indicator value.

5.3.1.4 VNF Performance Management interface requirements

Table 5.3.1.4-1 specifies requirements applicable to the VNF Performance Management interface produced by the VNFM on the Ve-Vnfm-vnf reference point.

Table 5.3.1.4-1: VNF Performance Management interface requirements

Numbering	Functional requirements description
Ve-Vnfm-vnf.VnfVrPm.001	Void.
Ve-Vnfm-vnf.VnfVrPm.002	Void.
Ve-Vnfm-vnf.VnfPm.03	The VNF Performance Management interface produced by the VNFM on the Ve-Vnfm-vnf reference point shall support a VNF to control the collection and reporting of VNF/VNFC performance information, resulting from virtualised resources performance information mapped to that VNF (see note 1).
Ve-Vnfm-vnf.VnfPm.04	The VNF Performance Management interface produced by the VNFM on the Ve-Vnfm-vnf reference point shall support the capability to notify a VNF about the availability of VNF performance information related to that VNF.
Ve-Vnfm-vnf.VnfPm.05	The VNF Performance Management interface produced by the VNFM on the Ve-Vnfm-vnf reference point shall support a VNF to create a PM job specifying the VNF performance information related to that VNF.
Ve-Vnfm-vnf.VnfPm.06	The VNF Performance Management interface produced by the VNFM on the Ve-Vnfm-vnf reference point shall support a VNF to delete one or more PM job(s).
Ve-Vnfm-vnf.VnfPm.07	The VNF Performance Management interface produced by the VNFM on the Ve-Vnfm-vnf reference point shall enable a VNF to receive notifications of data availability for a PM job, and to manage subscriptions to such notifications.
Ve-Vnfm-vnf.VnfPm.08	The VNF Performance Management interface produced by the VNFM on the Ve-Vnfm-vnf reference point shall support a VNF to query the details of one or more PM job(s).
Ve-Vnfm-vnf.VnfPm.09	The VNF Performance Management interface produced by the VNFM on the Ve-Vnfm-vnf reference point shall support a VNF to manage the thresholds on specified VNF/VNFC performance information related to that VNF (see note 2).
Ve-Vnfm-vnf.VnfPm.10	The VNF Performance Management interface produced by the VNFM on the Ve-Vnfm-vnf reference point shall support the capability to notify a VNF about a threshold defined for a specified metric related to that VNF or to a VNFC of that VNF being crossed.
Ve-Vnfm-vnf.VnfPm.11	The VNF Performance Management interface produced by the VNFM on the Ve-Vnfm-vnf reference point shall enable a VNF to receive notifications related to threshold crossing, and to manage subscriptions to such notifications.
NOTE 1: Performance information on a given VNF/VNFC results from collected performance information of the virtualised resources that are mapped to this VNF/VNFC instance.	
NOTE 2: Management of thresholds includes creation, deletion and query the thresholds on specified VNF performance information for the VNF that requests the management operations.	

5.3.1.5 VNF Fault Management interface requirements

Table 5.3.1.5-1 specifies requirements applicable to the VNF Fault Management interface produced by the VNFM on the Ve-Vnfm-vnf reference point.

Table 5.3.1.5-1: VNF Fault Management interface requirements

Numbering	Functional requirements description
Ve-Vnfm-vnf.VnfFm.001	The VNF Fault Management interface produced by the VNFM on the Ve-Vnfm-vnf reference point shall support collecting VNF/VNFC fault information related to virtualised resources used by the VNF/VNFC (see note 1).
Ve-Vnfm-vnf.VnfFm.002	The VNF Fault Management interface produced by the VNFM on the Ve-Vnfm-vnf reference point shall support alarm acknowledgement.
Ve-Vnfm-vnf.VnfFm.003	The VNF Fault Management interface produced by the VNFM on the Ve-Vnfm-vnf reference point shall support providing alarm notifications related to virtualised resources used by the VNF/VNFC instances.
Ve-Vnfm-vnf.VnfFm.004	The VNF Fault Management interface produced by the VNFM on the Ve-Vnfm-vnf reference point shall support providing notification when there is a change in alarm information related to virtualised resources used by VNF/VNFC instances.
Ve-Vnfm-vnf.VnfFm.005	The VNF Fault Management interface produced by the VNFM on the Ve-Vnfm-vnf reference point shall support the sending of notification to the VNF when an alarm related to virtualised resources used by a VNF/VNFC instance has been created.
Ve-Vnfm-vnf.VnfFm.006	The VNF Fault Management interface produced by the VNFM on the Ve-Vnfm-vnf reference point shall support the sending of notification to the VNF when an alarm related to virtualised resources used by a VNF/VNFC instance has been cleared.
Ve-Vnfm-vnf.VnfFm.007	The VNF Fault Management interface produced by the VNFM on the Ve-Vnfm-vnf reference point shall support the sending of notification(s) to the VNF when the alarm list has been rebuilt.
Ve-Vnfm-vnf.VnfFm.008	The VNF Fault Management interface produced by the VNFM on the Ve-Vnfm-vnf reference point shall allow unambiguous identification of the alarm related to virtualised resources used by a VNF/VNFC instance sent to the VNF.
Ve-Vnfm-vnf.VnfFm.009	The VNF Fault Management interface produced by the VNFM on the Ve-Vnfm-vnf reference point shall allow unambiguous identification of the virtualised resources used by a VNF/VNFC instance causing the alarm.
Ve-Vnfm-vnf.VnfFm.010	The VNF Fault Management interface produced by the VNFM on the Ve-Vnfm-vnf reference point shall allow unambiguous identification of the alarm cause.
Ve-Vnfm-vnf.VnfFm.011	The VNF Fault Management interface produced by the VNFM on the Ve-Vnfm-vnf reference point shall support providing to the VNF notifications about alarms on virtualised resources mapped to VNF instance and its VNF Components (see note 2).
Ve-Vnfm-vnf.VnfFm.012	Notifications related to the alarms associated with the state changes of virtualised resources of a VNF instance provided on the VNF Fault Management interface produced by the VNFM on the Ve-Vnfm-vnf reference point shall contain information necessary to identify the VNF and the VNFC(s), the origin (VIM and virtualised resource(s)) of the virtualised resource change notification(s), the type of alarm, and information about the cause of the alarm.
Ve-Vnfm-vnf.VnfFm.013	The VNF Fault Management interface produced by the VNFM on the Ve-Vnfm-vnf reference point shall enable the VNFM to manage subscriptions to notifications related to alarms.
Ve-Vnfm-vnf.VnfFm.014	The VNF Fault Management interface produced by the VNFM on the Ve-Vnfm-vnf reference point shall support an operation to escalate when the perceived severity of an alarm needs to be changed, from the perspective of the VNF.
NOTE 1: Fault information related to virtualised resources used by a given VNF/VNFC instance can include the information related to the alarm (e.g. alarm created, alarm cleared, etc.), alarm causes and identification of this VNF/VNFC instance and fault information concerning the virtualised resources supporting the constituent VNF/VNFC instance.	
NOTE 2: The alarms may be triggered by either upcoming NFVI operation and maintenance or changes in the state of the virtualised resources.	

5.3.1.6 LCM Coordination interface requirements

Table 5.3.1.6-1 specifies requirements applicable to the LCM Coordination interface produced by the VNF on the Ve-Vnfm-vnf reference point.

Table 5.3.1.6-1: LCM Coordination interface requirements

Numbering	Functional requirements description
Ve-Vnfm-vnf.LcmCoord.001	The LCM Coordination interface produced by the VNF on the Ve-Vnfm-vnf reference point shall support receiving requests to coordinate LCM operations affecting a VNF instance and its VNFC instances.

6 VNF exposed interfaces

6.1 Introduction

This clause defines the interfaces exposed by the VNF towards the VNFM over the Ve-Vnfm reference point.

NOTE: The fact that information elements and attributes are presented in tabular form does not preclude protocol designs in which these information elements and attributes are encoded in different parts of request and response messages. For example, in a RESTful interface, parts of them may be encoded in the URL, in the message header, in the message body or any combination thereof.

6.2 VNF configuration interface

6.2.1 Description

This interface enables a VNFM to perform configuration operations on a VNF instance and its VNFC instance(s) or individual VNFC instances. Configuration parameters referred in this clause are those declared in the VNFD.

NOTE: The present document does not specify a Read/Query Configuration Information operation, but does not preclude it from being implemented at the protocol design stage (e.g. for protocol consistency).

The following operations shall be supported:

- SetConfiguration.

6.2.2 Void

6.2.3 Set Configuration

6.2.3.1 Description

This operation enables a VNFM to set the configuration parameters of a VNF instance and its VNFC instance(s) or individual VNFC instances. Table 6.2.3.1-1 lists the information flow exchanged between the VNF and the VNFM.

NOTE: The flow in table 6.2.3.1-1 does not preclude using utilities provided by VIM or NFVI (e.g. HOT or cloudinit) as an intermediate step between VNFM and VNF.

Table 6.2.3.1-1: ModifyConfiguration operation

Information Flow	Requirement	Direction
SetConfigurationRequest	Mandatory	VNFM → VNF
SetConfigurationResponse	Mandatory	VNF → VNFM

6.2.3.2 Input parameters

The input parameters sent when invoking the operation are provided in table 6.2.3.2-1.

Table 6.2.3.2-1: SetConfiguration operation input parameters

Parameter	Qualifier	Cardinality	Content	Description
vnfInstanceId	M	0..1	Identifier	Uniquely identifies the VNF instance. See note 3.
vnfConfigurationData	M	0..1	VnfConfiguration	Configuration data for the VNF instance. See note 1.
vnfcConfigurationData	M	0..N	VnfcConfiguration	Configuration data for a VNFC instance. See note 2.
NOTE 1: Cardinality of 0 is used when the operation is used for configuration of only individual VNFC instances. NOTE 2: Cardinality of 0 is used when the operation is used for configuration of only a VNF instance. NOTE 3: When present, this identifier is not part of the actual configuration data to be applied. The cardinality 0 is used when the unique instance identification is not possible (e.g. when VnfConfiguration is used for the initial configuration of the VNF, where VnfConfiguration may contain the vnfInstanceId to be set).				

6.2.3.3 Output parameters

The output parameters sent when responding to the operation is provided in table 6.2.3.3-1.

Table 6.2.3.3-1: SetConfiguration operation output parameters

Parameter	Qualifier	Cardinality	Content	Description
vnfConfigurationData	M	0..1	VnfConfiguration	Correspond to the vnfConfigurationData in the input information elements of the SetConfiguration operation if it has.
vnfcConfigurationData	M	0..N	VnfcConfiguration	Correspond to the vnfcConfigurationData in the input information elements of the SetConfiguration operation if it has.

6.2.3.4 Operation results

As a result of this operation, the producer (VNF) shall indicate to the consumer (VNFM) whether or not the operation was successful.

6.3 VNF Indicator interface

6.3.1 Description

This interface allows the VNF to provide information on value changes of VNF related indicators. VNF related indicators are declared in the VNFD.

The following operations are defined for this interface:

- Subscribe.
- Notify.
- Get Indicator Value.
- Terminate Subscription.
- Query Subscription Info.

6.3.2 Subscribe operation

6.3.2.1 Description

This operation enables the VNFM to subscribe with a filter for the notifications related to VNF indicator value changes sent by the VNF. Table 6.3.2.1-1 lists the information flow exchanged between the VNFM and the VNF.

NOTE: Specification of filtering mechanism is part of the protocol design.

Table 6.3.2.1-1: Subscribe operation

Message	Requirement	Direction
SubscribeRequest	Mandatory	VNFM → VNF
SubscribeResponse	Mandatory	VNF → VNFM

6.3.2.2 Input parameters

Table 6.3.2.2-1: Subscribe operation input parameters

Parameter	Qualifier	Cardinality	Content	Description
filter	M	1	Filter	Input filter for selecting VNF related indicators.

6.3.2.3 Output parameters

Table 6.3.2.3-1: Subscribe operation output parameters

Parameter	Qualifier	Cardinality	Content	Description
subscriptionId	M	1	Identifier	Identifier of the subscription returned.

6.3.2.4 Operation results

As a result of this operation, the VNF shall indicate to the VNFM in the SubscribeResponse message whether the subscription was successful or not.

For a particular subscription, only notifications matching the filter will be delivered to the consumer.

6.3.3 Notify operation

6.3.3.1 Description

This operation distributes notifications to subscribers. It is a one-way operation issued by the VNF towards the VNFM that cannot be invoked as an operation by the consumer (VNFM).

In order to receive notifications, the VNFM shall have a subscription. Table 6.3.3.1-1 lists the information flow exchanged between the VNFM and the VNF.

Table 6.3.3.1-1: Notify operation

Message	Requirement	Direction
Notify	Mandatory	VNF → VNFM

The following notification can be notified/sent by this operation:

- IndicatorValueChangeNotification, see clause 9.6.2.
- SupportedIndicatorsChangeNotification (see clause 9.6.4).

6.3.4 Get Indicator Value operation

6.3.4.1 Description

This operation enables VNFM to request from the VNF information about available indicators and their actual values. Table 6.3.4.1-1 lists the information flow exchanged between the VNFM and the VNF.

Table 6.3.4.1-1: GetIndicatorValue operation

Message	Requirement	Direction
GetIndicatorValueRequest	Mandatory	VNFM → VNF
GetIndicatorValueResponse	Mandatory	VNF → VNFM

6.3.4.2 Input parameters

Table 6.3.4.2-1: Get Indicator Value operation input parameters

Parameter	Qualifier	Cardinality	Content	Description
filter	M	1	Filter	Input filter for selecting VNF related indicators.

6.3.4.3 Output parameters

Table 6.3.4.3-1: Get Indicator Value operation output parameters

Parameter	Qualifier	Cardinality	Content	Description
indicatorInformation	M	0..N	IndicatorInformation	The requested indicator values as a complex structure having the VNF Instance ID, Indicator and the value of the Indicator.

6.3.4.4 Operation results

The result of the operation indicates if it has been successful or not with a standard success/error result. For a particular request, only indicators matching the filter will be delivered to the VNFM.

6.3.5 Terminate Subscription operation

6.3.5.1 Description

This operation enables the VNFM to terminate a particular subscription.

Table 6.3.5.1-1 lists the information flow exchanged between the VNFM and the VNF.

Table 6.3.5.1-1: Terminate Subscription operation

Message	Requirement	Direction
TerminateSubscriptionRequest	Mandatory	VNFM → VNF
TerminateSubscriptionResponse	Mandatory	VNF → VNFM

6.3.5.2 Input parameters

The input parameters sent when invoking the operation shall follow the indications provided in table 6.3.5.2-1.

Table 6.3.5.2-1: Terminate Subscription operation input parameters

Parameter	Qualifier	Cardinality	Content	Description
subscriptionId	M	1	Identifier	Identifier of the subscription to be terminated.

6.3.5.3 Output parameters

None.

6.3.5.4 Operation results

After successful termination of a subscription, the identified subscription does not exist anymore, and the VNFM will not receive notifications related to that subscription any longer. The result of the operation shall indicate if the subscription termination has been successful or not with a standard success/error result.

6.3.6 Query Subscription Info operation

6.3.6.1 Description

This operation enables the VNFM to query information about subscriptions.

Table 6.3.6.1-1 lists the information flow exchanged between the VNFM and the VNF.

Table 6.3.6.1-1: Query Subscription operation

Message	Requirement	Direction
QuerySubscriptionInfoRequest	Mandatory	VNFM → VNF
QuerySubscriptionInfoResponse	Mandatory	VNF → VNFM

6.3.6.2 Input parameters

The input parameters sent when invoking the operation shall follow the indications provided in table 6.3.6.2-1.

Table 6.3.6.2-1: Query Subscription Info operation input parameters

Parameter	Qualifier	Cardinality	Content	Description
filter	M	1	Filter	Filtering criteria to select one or a set of subscriptions. Details are part of the protocol design.

6.3.6.3 Output parameters

The output parameters returned by the operation shall follow the indications provided in table 6.3.6.3-1.

Table 6.3.6.3-1: Query Subscription Info operation output parameters

Parameter	Qualifier	Cardinality	Content	Description
queryResult	M	0..N	Not specified	Information about the subscription(s) matching the query.

6.3.6.4 Operation results

After successful operation, the VNF has queried the internal subscription objects. The result of the operation indicates if it has been successful or not with a standard success/error result. For a particular query, information about the subscriptions to notifications related to VNF indicator value changes that the VNFM has access to and that are matching the filter shall be returned.

6.4 LCM Coordination interface

6.4.1 Description

This interface enables a VNFM to request a VNF instance to perform coordinative actions during LCM operations.

The following operations shall be supported:

- CoordinateLcmOperation.

6.4.2 CoordinateLcmOperation operation

6.4.2.1 Description

This operation enables a VNFM to request the coordination of an LCM operation with management operations executed in a VNF instance by invoking a coordination action towards the VNF instance. The coordination can be needed at various stages of the LCM operation. The corresponding execution of the LCM operation within the VNFM will be paused until the response is received or no response is received until the expiration of a timer.

The response includes an indication whether to continue or abort the LCM operation execution and may include additional information.

The CoordinateLcmOperation operation allows the following use cases:

- 1) Following the execution of a coordination action, the execution of the LCM operation occurrence is continued immediately.
- 2) Following the execution of a coordination action, the execution of the LCM operation occurrence is aborted immediately.
- 3) Following the execution of a coordination action, the execution of the LCM operation occurrence is continued after a delay.
- 4) Following the execution of a coordination action, the same coordination action is retried after a delay.

Table 6.4.2.1-1 lists the information flow exchanged between the VNF and the VNFM.

NOTE: As part of the protocol design stage, it is foreseen that the cancellation of a pending coordination will be specified.

Table 6.4.2.1-1: CoordinateLcmOperation operation

Information Flow	Requirement	Direction
CoordinateLcmOperationRequest	Mandatory	VNFM → VNF
CoordinateLcmOperationResponse	Mandatory	VNF → VNFM

It is declared in the VNFD in the "coordinationStage" attribute (see ETSI GS NFV-IFA 011 [4], clause 7.1.16.2.2) whether a particular coordination action is invoked at the start of the LCM operation (i.e. after granting but before any modifications are performed) or at the end of the LCM operation (i.e. after all modifications have been performed). If that attribute is not defined, the coordination action is performed at an intermediate stage during an LCM operation, as determined by means outside the scope of the present document, such as VNFM-internal logic or LCM script.

Coordination actions can be VNF-specific or can be standardized. A number of standardized coordination actions which may be supported by the VNF or its operation supporting management systems (e.g. EM) are defined in clause 9.11.

6.4.2.2 Input parameters

The input parameters sent when invoking the operation are provided in table 6.4.2.2-1.

Table 6.4.2.2-1: CoordinateLcmOperation operation input parameters

Parameter	Qualifier	Cardinality	Content	Description
vnfInstanceld	M	0..1	Identifier	Uniquely identifies the VNF instance. May be omitted if the producer is a single VNF instance and shall be provided otherwise.
lifecycleOperationOccurrenceld	M	1	Identifier	The identifier of LCM operation occurrence concerning the coordination.
lcmOperationType	M	1	Not specified	Indicates the type of LCM operation concerning the coordination.

Parameter	Qualifier	Cardinality	Content	Description
coordinationActionName	M	1	Identifier	Indicates the LCM coordination action. The coordination actions that a VNF supports are declared in the VNFD (see ETSI GS NFV-IFA 011 [4], clauses 7.1.16.3 and 7.1.15.2.2).
inputParam	M	0..N	KeyValuePair	Additional parameters passed as input to the coordination action.
NOTE 1: Void. NOTE 2: Void.				

6.4.2.3 Output parameters

The output parameters sent when responding to the operation is provided in table 6.4.2.3-1.

Table 6.4.2.3-1: CoordinateLcmOperation operation output parameters

Parameter	Qualifier	Cardinality	Content	Description
coordinationResult	M	1	Enum	Indicates how the LCM operation execution is to be continued. VALUES: <ul style="list-style-type: none"> • ABORT • CONTINUE • CONTINUE_AFTER_DELAY • RETRY_AFTER_DELAY • Etc. See note.
operationResumeDelay	M	0..1	TimeDuration	The time interval to wait until the new coordination request is to be sent ("RETRY AFTER DELAY"coordinationResult) or the LCM operation execution can be resumed ("CONTINUE AFTER DELAY"coordinationResult). Shall be present in case the coordinationResult indicates a delay and shall be absent otherwise. See note.
outputParam	M	0..N	KeyValuePair	Additional information on the result of the coordination with the VNF, e.g. on the reason for the indicated coordinationResult.
NOTE: Either the VNFM or the VNF can execute the waiting cycle in the use cases that include a delay. In case the VNF executes the waiting cycle, the "operationAction" values "CONTINUE_AFTER_DELAY" and "RETRY_AFTER_DELAY" and the " operationResumeDelay" attribute are not applicable.				

6.4.2.4 Operation results

As a result of this operation, the VNF shall indicate to the VNFM in the CoordinateLcmOperationResponse message whether the requested coordination with the VNF was successful or not.

Upon reception of a CoordinateLcmOperationResponse message, the VNFM has gathered information from the affected VNF to continue, delay (if applicable) or abort an LCM operation based on the success of the coordination with the VNF.

7 VNFM exposed interfaces

7.1 Introduction

This clause defines the interfaces exposed by the VNFM towards the VNF/EM over the Ve-Vnfm-vnf/Ve-Vnfm-em reference points.

NOTE: The fact that information elements and attributes are presented in tabular form does not preclude protocol designs in which these information elements and attributes are encoded in different parts of request and response messages. For example, in a RESTful interface, parts of them can be encoded in the URL, in the message header, in the message body or any combination thereof.

7.2 VNF Lifecycle Management interface

7.2.1 Description

This interface allows the VNF/EM to invoke VNF lifecycle management operations towards the VNFM.

The following operations are defined for VNF to invoke:

- Scale VNF.
- Heal VNF.
- Get Operation Status.

The following operations are defined for EM to invoke:

- Create VNF Identifier.
- Instantiate VNF.
- Scale VNF.
- Scale VNF to Level.
- Change VNF Flavour.
- Terminate VNF.
- Delete VNF Identifier.
- Query VNF.
- Heal VNF.
- Operate VNF.
- Modify VNF Information, including VNF configurable properties.
- Get Operation Status.
- Change External VNF connectivity.
- Query VNF/VNFC Snapshot information.
- Create VNF/VNFC Snapshot.
- Revert to VNF/VNFC Snapshot.
- Delete VNF/VNFC Snapshot information.
- Change current VNF package.
- Select VNF deployable modules.

An identifier (i.e. lifecycleOperationOccurrenceId) is generated for each VNF management lifecycle operation occurrence, except for Query VNF, Create VNF Identifier, Delete VNF Identifier and Get Operation Status.

Furthermore, this interface allows the EM and/or the VNF to manage subscriptions to notifications sent by the VNFM which inform about changes of a VNF instance that are related to VNF lifecycle management operation occurrences, as well as related to the creation/deletion of a VNF instance identifier and the associated instance of a VnfInfo information element. It further allows the VNFM to provide such notifications to the subscriber.

The use of direct-mode of certificate management specified in clause 5.2.3.2 of ETSI GS NFV-IFA 026 [i.11] does not require any certificate specific attributes in the interfaces described in the present document.

7.2.2 Create VNF Identifier operation

7.2.2.1 Description

This operation creates a VNF instance identifier, and an associated instance of a VnfInfo information element, identified by that identifier, in the NOT_INSTANTIATED instantiation state without instantiating the VNF or doing any additional lifecycle operation(s). It allows returning right away a VNF instance identifier that can be used in subsequent lifecycle operations, like the Instantiate VNF operation.

This operation shall be supported for all VNFs.

Table 7.2.2.1-1 lists the information flow exchanged between the VNFM and the EM.

Table 7.2.2.1-1: Create VNF Identifier operation

Message	Requirement	Direction
CreateVnfIdentifierRequest	Mandatory	EM → VNFM
CreateVnfIdentifierResponse	Mandatory	VNFM → EM

7.2.2.2 Input parameters

The input parameters sent when invoking the operation shall follow the indications provided in table 7.2.2.2-1.

Table 7.2.2.2-1: Create Vnf Identifier operation input parameters

Parameter	Qualifier	Cardinality	Content	Description
vnfdId	M	1	Identifier	Identifier that identifies the VNFD which defines the VNF instance to be created. See note.
vnfInstanceName	M	0..1	String	Human-readable name of the VNF instance to be created.
vnfInstanceDescription	M	0..1	String	Human-readable description of the VNF instance to be created.
metadata	M	0..N	KeyValuePair	This parameter provides values for the "metadata" attribute in "VnfInfo".
certificateConfigurationData	CM	0..1	CertificateConfigurationData	Configuration for certificate management such as certificate profile, information of CMF and security policy in this VNF. It shall be present when using delegation-mode, otherwise it shall be absent. CONDITION: This attribute shall be supported when delegation-mode of certificate management is applicable.
NOTE: This identifier, which is managed by the VNF provider, identifies the VNF Package and the VNFD in a globally unique way. See ETSI GS NFV-IFA 011 [4], clause 7.1.2.2.				

7.2.2.3 Output parameters

The output parameters returned by the operation shall follow the indications provided in table 7.2.2.3-1.

Table 7.2.2.3-1: Create VNF Identifier operation output parameters

Parameter	Qualifier	Cardinality	Content	Description
vnfInstanceId	M	1	Identifier	VNF instance identifier just created.

7.2.2.4 Operation results

In case of success, an instance of a VnfInfo information element, in the NOT_INSTANTIATED instantiation state has been created and can be used in subsequent lifecycle operations and the corresponding VnfIdentifierCreationNotification has been sent. In case of failure, appropriate error information is returned.

7.2.3 Instantiate VNF operation

7.2.3.1 Description

This operation instantiates a particular Deployment Flavour (DF) of a VNF that has been in the NOT_INSTANTIATED instantiation state, based on the definition in the VNFD.

This operation shall be supported for all VNFs.

Table 7.2.3.1-1 lists the information flow exchanged between the VNFM and the EM.

Table 7.2.3.1-1: Instantiate VNF operation

Message	Requirement	Direction
InstantiateVnfRequest	Mandatory	EM → VNFM
InstantiateVnfResponse	Mandatory	VNFM → EM

7.2.3.2 Input parameters

The input parameters sent when invoking the operation shall follow the indications provided in table 7.2.3.2-1.

Table 7.2.3.2-1: Instantiate VNF operation input parameters

Parameter	Qualifier	Cardinality	Content	Description
vnfInstanceId	M	1	Identifier	Identifier of the VNF instance.
flavourId	M	1	Identifier	Identifier of the VNF DF to be instantiated.
instantiationLevelId	M	0..1	Identifier	Identifier of the instantiation level of the DF to be instantiated. See notes 2 and 4.
targetScaleLevelInfo	M	0..N	ScaleInfo	This attribute is applicable if VNF supports target scale level instantiation. For each scaling aspect of the current deployment flavour, the attribute specifies the scale level of VNF constituents (e.g. VDU level) to be instantiated. See notes 2, 3 and 4.
extVirtualLink	M	0..N	ExtVirtualLinkData	Information about external Virtual Link (VL)s to connect the VNF to.
extManagedVirtualLink	M	0..N	ExtManagedVirtualLinkData	Information about internal VLs that are managed by other entities than the VNFM (see note 1).
localizationLanguage	M	0..1	Not specified	Localization language of the VNF to be instantiated. The localization languages supported by a VNF can be declared in the VNFD. If this parameter is not provided and the "defaultLocalizationLanguage" attribute is declared in the VNFD, the "defaultLocalizationLanguage" shall be used to determine the localization language VNF to be instantiated.
vnfConfigurableProperty	M	0..N	KeyValuePair	This parameter provides values for the VNF configurable properties attribute in the VnfInfo (see clause 9.4.2).

Parameter	Qualifier	Cardinality	Content	Description
additionalParam	M	0..N	KeyValuePair	Additional parameters passed by the EM as input to the instantiation process, specific to the VNF being instantiated, as declared in the VNFD (see clause 7.1.5.3 in ETSI GS NFV-IFA 011 [4]).
extension	M	0..N	KeyValuePair	This parameter provides values for the "extension" attribute in "VnfInfo".
selectedDeployableModule	M	0..N	Identifier (Reference to DeployableModule)	References a selected deployable module. Only VNFCs based on VDUs that belong to deployable modules listed in this attribute are requested to be instantiated.
resourceCapacityDefinition	M	0..N	ResourceCapacityDefinition	Indicates values for resource capacity related attributes pertaining to a descriptor. Values can only be provided for resource capacity related attributes that have been defined in the VNFD as being configurable. Furthermore, provided values shall be within the allowed values indicated in the VNFD.
<p>NOTE 1: The indication of externally-managed internal VLs is needed in case networks have been pre-configured for use with certain VNFs, for instance to ensure that these networks have certain properties such as security or acceleration features, or to address particular network topologies. The present document assumes that externally-managed internal VLs are managed by the NFVO and created towards the VIM as supported by the virtualised network resource management interface specified in ETSI GS NFV-IFA 005 [i.6].</p> <p>NOTE 2: The target size for VNF instantiation may be specified in either instantiationLevelId or targetScaleLevelInfo, but not both. If none of the two attributes (instantiationLevelId or targetScaleLevelInfo) are present, the default instantiation level as declared in the VNFD shall be used.</p> <p>NOTE 3: If targetScaleLevelInfo is specified, information provided in targetScaleLevelInfo shall be used for instantiating scalable constituents of the VNF (e.g. VDUs/VLs). For scaling aspects not specified in targetScaleLevelInfo or for the VNF constituents (e.g. VDUs/VLs) that are not scalable, the default instantiation level as declared in the VNFD shall be used for instantiation.</p> <p>NOTE 4: If the referenced instantiationLevel or the targetScaleLevelInfo contain information related to VNFCs that are not going to be instantiated due to the selection of deployable modules, the information is stored in the VNFM for later use and included in the instantiatedVnfInfo. If none of the attributes is present, the information from the defaultInstantiationLevel related to those VNFCs is stored and included in the instantiatedVnfInfo. If, during the lifecycle of the VNF, as a result of a change of the selected deployable modules, any of those VNFCs is going to be instantiated, the stored information determines the number of instances, unless the request that triggered the change also contains information about the number of instances.</p>				

7.2.3.3 Output parameters

The output parameters returned by the operation shall follow the indications provided in table 7.2.3.3-1.

Table 7.2.3.3-1: Instantiate Vnf operation output parameters

Parameter	Qualifier	Cardinality	Content	Description
lifecycleOperationOccurrenceId	M	1	Identifier	The identifier of the VNF lifecycle operation occurrence.

7.2.3.4 Operation results

In case of success, the VNF has been instantiated and initially configured, and the associated instance of a VnfInfo information element has been updated. The VNF instance is in the INSTANTIATED instantiation state.

In case of failure, appropriate error information is provided in the "result" LCM Operation Occurrence Notification.

NOTE: In the present document, the operation result of the VNF instantiation request by EM cannot be determined to have the same result as VNF instantiation request as part of the NS LCM update operation performed through the NFVO (see clauses 7.3.5 and 8.3.4.10 in ETSI GS NFV-IFA 013 [i.5]), in particular in what concerns re-using the newly VNF instance at the NFVO level and associating it to a corresponding NS.

The VNFM shall return a lifecycleOperationOccurrenceId that identifies the LCM operation. The LCM operation shall trigger the sending of the "start" LCM Operation Occurrence Notification before additional notifications as part of this operation are triggered, or operations towards the NFVO or VIM are invoked.

On successful as well as unsuccessful completion of the operation, the VNFM shall send the "result" LCM Operation Occurrence Notification.

7.2.4 Scale VNF operation

7.2.4.1 Description

This operation enables a VNF instance or EM to request a VNFM to perform a scaling procedure.

This operation provides methods to request scaling a VNF.

This interface provides methods for request scaling a VNF in multiple ways:

- horizontal scaling:
 - *scale out*: adding additional VNFC instances to the VNF to increase capacity;
 - *scale in*: removing VNFC instances from the VNF, in order to release unused capacity;
- vertical scaling:
 - *scale up*: adding further resources to existing VNFC instances, e.g. increase memory, CPU capacity or storage size of the virtualisation container hosting a VNFC instance, in order to increase VNF capacity;
 - *scale down*: removing resources from existing VNFC instances, e.g. decrease memory, CPU capacity or storage size of the virtualisation container hosting a VNFC instance, in order to release unused capacity.

Potentially, different aspects of a VNF can be scaled independently. For example, a VNF could be designed to provide static capacity such as database nodes and dynamic capacity such as query processing nodes. Such a VNF might be scaled with regard to two separate aspects: the 'static capacity' aspect can be scaled by adding VNFCs from VNF Deployment Units (VDUs) defining database nodes, and the 'dynamic capacity' aspect can be scaled by adding VNFCs from VDUs defining query processing nodes.

In complex VNF designs, scaling a VNF often requires adding/removing a number of related VNFC instances of several different types, possibly based on multiple VDUs. For example, in a high availability configuration, it might be required to add in each scaling step a pair of VNFC instances, one in active and one in standby configuration.

The ScaleVnfRequest in the interface allows the consumer to specify the scaling aspect. The scaling aspects valid for a particular VNF are defined in the VNFD. After receiving a scale request, the VNFM will figure out the necessary set of VNFCs and the related set of resources based on VNF-specific rules, for instance using the lifecycle management script associated to the Scale VNF event.

When scaling a VNF for a particular aspect, the number of scaling steps to apply to that aspect can be provided as a parameter. A scaling step is the smallest unit by which a particular aspect of a VNF can be scaled, and is mapped by the VNFM to the addition (or removal) of a certain number of resources, based on one or more VDUs. For each scaling aspect, the maximum scale level is defined in the VNFD. The minimum scale level is assumed as zero; the maximum scale level corresponds to the maximum number of steps that can be performed within this aspect, starting at the minimum scale level (i.e. zero). At each point in time between the completed VNF instantiation and the VNF termination, the "size" of the VNF with regard to a particular aspect can be expressed by the current scale level with regard to that aspect, and can be obtained, among other information, by invoking the "QueryVNF" operation. When the VNF is instantiated, the current scale level is initialized with values that are defined as part of the instantiation level in the VNFD for the associated aspect. Figure 7.2.4.1-1 illustrates the concepts described above.

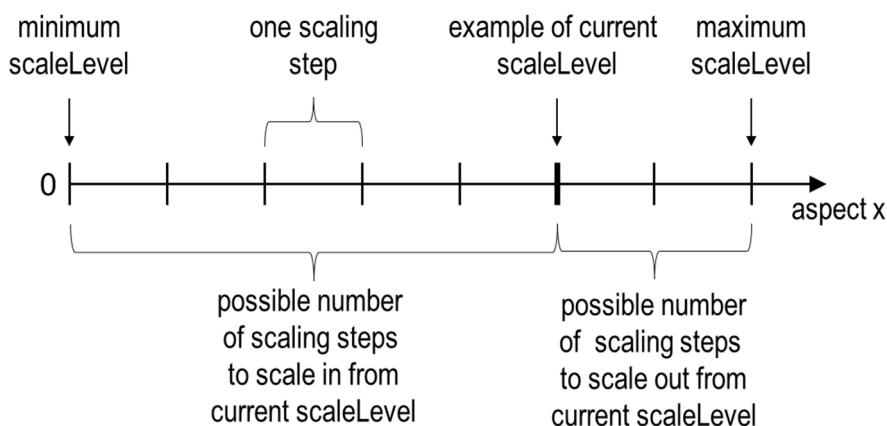


Figure 7.2.4.1-1: Illustrating the concepts of scaleLevel and scaling steps for a particular scaling aspect

The VNFM will then communicate information about the necessary resource changes via the GrantVnfLifecycleOperationRequest to the NFVO.

It depends on the VNF capabilities, and is declared in the VNFD, whether and how this operation is supported for a particular VNF.

Table 7.2.4.1-1 lists the information flows exchanged between the VNF/EM and the VNFM.

Table 7.2.4.1-1: Scale VNF operation

Message	Requirement	Direction
ScaleVnfRequest	Mandatory	VNF → VNFM (see note) EM → VNFM
ScaleVnfResponse	Mandatory	VNFM → VNF (see note) VNFM → EM
NOTE:	In case of VNF without EM, the scaling request is invoked by management function within the VNF. The management function may implement the consumer part of the VNF LCM interface on the Ve-Vnfm-em reference point.	

7.2.4.2 Input parameters

The input parameters sent when invoking the operation shall follow the indications provided in table 7.2.4.2-1.

Table 7.2.4.2-1: Scale Vnf operation input parameters

Parameter	Qualifier	Cardinality	Content	Description
vnfInstanceId	M	1	Identifier	Identifier of the VNF instance to which this scaling request is related.
type	M	1	Enum	Defines the type of the scale operation requested. The set of types actually supported depends on the capabilities of the VNF being managed as declared in the VNFD. VALUES: <ul style="list-style-type: none"> SCALE_OUT SCALE_IN SCALE_VERTICAL See note 1.
aspectId	M	0..1	Identifier	Identifies the aspect of the VNF that is requested to be scaled, as declared in the VNFD. It shall be present when 'type' indicates SCALE_OUT or SCALE_IN and absent otherwise.

Parameter	Qualifier	Cardinality	Content	Description
numberOfSteps	M	0..1	Integer	Number of scaling steps to be executed as part of this ScaleVnf operation. It shall be a positive number. Defaults to 1. The VNF Provider defines in the VNFD whether or not a particular VNF supports performing more than one step at a time. Such a property in the VNFD applies for all instances of a particular VNF. See note 2.
resourceCapacityDefinition	M	0..N	ResourceCapacityDefinition	Indicates values for resource capacity related attributes pertaining to a descriptor. The indicated values are absolute (target) values, as opposed to relative (delta) values. Values can only be provided for resource capacity related attributes that have been defined in the VNFD as being configurable. Furthermore, provided values shall be within the allowed values indicated in the VNFD. It shall be present when 'type' indicates SCALE_VERTICAL and absent otherwise.
additionalParam	M	0..N	KeyValuePair	Additional parameters passed by the VNF/EM as input to the scaling process, specific to the VNF being scaled, as declared in the VNFD (see clause 7.1.5.4 in ETSI GS NFV-IFA 011 [4]).
NOTE 1: ETSI GS NFV-IFA 010 [3] specifies that the lifecycle management operations that expand or contract a VNF instance include scale in, scale out, scale up and scale down.				
NOTE 2: A scaling step is the smallest unit by which a VNF can be scaled with regard to a particular scaling aspect.				

7.2.4.3 Output parameters

The output parameters returned by the operation shall follow the indications provided in table 7.2.4.3-1.

Table 7.2.4.3-1: Scale VNF operation output parameters

Parameter	Qualifier	Cardinality	Content	Description
lifecycleOperationOccurrenceId	M	1	Identifier	The identifier of the VNF lifecycle operation occurrence.

7.2.4.4 Operation results

In case of success, the VNF has been scaled according to the request, and the associated instance of a VnfInfo information element has been updated.

In case of failure, appropriate error information is provided in the "result" LCM Operation Occurrence Notification.

The VNFM shall return a lifecycleOperationOccurrenceId that identifies the LCM operation. The LCM operation shall trigger the sending of the "start" LCM Operation Occurrence Notification before additional notifications as part of this operation are triggered, or operations towards the NFVO or VIM are invoked.

On successful as well as unsuccessful completion of the operation, the VNFM shall send the "result" LCM Operation Occurrence Notification.

7.2.5 Scale VNF to Level operation

7.2.5.1 Description

This operation scales an instantiated VNF of a particular DF to a target size. The target size is either expressed as an instantiation level of that DF as defined in the VNFD, or given as a list of scale levels, one per scaling aspect of that DF. Instantiation levels and scaling aspects are declared in the VNFD. Typically, the result of this operation is adding and/or removing Network Functions Virtualisation Infrastructure (NFVI) resources to/from the VNF.

It depends on the VNF capabilities, and is declared in the VNFD, whether this operation is supported for a particular VNF.

Table 7.2.5.1-1 lists the information flow exchanged between the VNF/EM and the VNFM.

Table 7.2.5.1-1: Scale VNF To Level operation

Message	Requirement	Direction
ScaleVnfToLevelRequest	Mandatory	VNF → VNFM EM → VNFM
ScaleVnfToLevelResponse	Mandatory	VNFM → VNF VNFM → EM

7.2.5.2 Input parameters

The input parameters sent when invoking the operation shall follow the indications provided in table 7.2.5.2-1.

Table 7.2.5.2-1: Scale VNF To Level operation input parameters

Parameter	Qualifier	Cardinality	Content	Description
vnfInstanceId	M	1	Identifier	Identifier of the VNF instance to which this scaling request is related.
instantiationLevelId	M	0..1	Identifier	Identifier of the target instantiation level of the current DF to which the VNF is requested to be scaled. Either instantiationLevelId or scaleInfo but not both shall be present. See note.
scaleInfo	M	0..N	ScaleInfo	For each scaling aspect of the current DF, defines the target scale level to which the VNF is to be scaled. The VNF Provider defines in the VNFD whether or not a particular VNF supports scaling according to this parameter. Such a property in the VNFD applies for all instances of a particular VNF. Either instantiationLevelId or scaleInfo but not both shall be present. See note.
additionalParam	M	0..N	KeyValuePair	Additional parameters passed by the EM/VNF as input to the scaling process, specific to the VNF being scaled, as declared in the VNFD (see clause 7.1.5.5 in ETSI GS NFV-IFA 011 [4]).
NOTE: If the referenced instantiationLevel or the scaleInfo attribute contain information related to VNFCs that are not going to be instantiated due to the selection of deployable modules, the information is stored in the VNFM for later use and included in the instantiatedVnfInfo. If, during the lifecycle of the VNF, as a result of a change of the selected deployable modules any of those VNFCs is going to be instantiated, the stored information determines the number of instances, unless the request that triggered the change also contains information about the number of instances.				

7.2.5.3 Output parameters

The output parameters returned by the operation shall follow the indications provided in table 7.2.5.3-1.

Table 7.2.5.3-1: Scale VNF To Level operation output parameters

Parameter	Qualifier	Cardinality	Content	Description
lifecycleOperationOccurrenceId	M	1	Identifier	The identifier of the VNF lifecycle operation occurrence.

7.2.5.4 Operation results

In case of success, the VNF has been scaled according to the request, and the associated instance of a VnfInfo information element has been updated.

In case of failure, appropriate error information is provided in the "result" LCM Operation Occurrence Notification.

The VNFM shall return a lifecycleOperationOccurrenceId that identifies the LCM operation. The LCM operation shall trigger the sending of the "start" LCM Operation Occurrence Notification before additional notifications as part of this operation are triggered, or operations towards the NFVO or VIM are invoked.

On successful as well as unsuccessful completion of the operation, the VNFM shall send the "result" LCM Operation Occurrence Notification.

7.2.6 Change VNF Flavour operation

7.2.6.1 Description

This operation changes the DF of a VNF instance.

It depends on the VNF capabilities, and is declared in the VNFD, whether this operation is supported for a particular VNF. This operation may be service-disruptive.

Table 7.2.6.1-1 lists the information flow exchanged between the VNFM and the EM.

Table 7.2.6.1-1: Change VNF Flavour operation

Message	Requirement	Direction
ChangeVnfFlavourRequest	Mandatory	EM → VNFM
ChangeVnfFlavourResponse	Mandatory	VNFM → EM

7.2.6.2 Input parameters

The input parameters sent when invoking the operation shall follow the indications provided in table 7.2.6.2-1.

Table 7.2.6.2-1: Change VNF Flavour operation input parameters

Parameter	Qualifier	Cardinality	Content	Description
vnfInstanceId	M	1	Identifier	Identifier of the VNF instance to be modified.
newFlavourId	M	1	Identifier	Identifier of the new VNF DF to apply to this VNF instance.
instantiationLevelId	M	0..1	Identifier	Identifier of the instantiation level of the DF to be used. See note 2.
targetScaleLevelInfo	M	0..N	ScaleInfo	This attribute is applicable if VNF supports target scale level instantiation. For each scaling aspect of the current deployment flavour, the attribute specifies the scale level of VNF constituents (e.g. VDU level) to be instantiated. See notes 2 and 3.
extVirtualLink	M	0..N	ExtVirtualLinkData	Information about external VLS to connect the VNF to.
extManagedVirtualLink	M	0..N	ExtManagedVirtualLinkData	Information about internal VLS that are managed by other entities than the VNFM (see note 1).
additionalParam	M	0..N	KeyValuePair	Additional parameters passed by the EM as input to the flavour change process, specific to the VNF being modified, as declared in the VNFD (see clause 7.1.5.9 in ETSI GS NFV-IFA 011 [4]).
extension	M	0..N	KeyValuePair	This parameter provides changes to the values for the "extension" attribute in "VnfInfo".
vnfConfigurableProperty	M	0..N	KeyValuePair	This parameter provides changes to the values for the "vnfConfigurableProperty" attribute in "VnfInfo".

Parameter	Qualifier	Cardinality	Content	Description
certificateConfigurationData	CM	0..1	CertificateConfigurationData	Configuration for certificate management such as certificate profile and security policy in this VNF. Can be present when setting a new certificate to the VNF instance in delegation mode. Otherwise shall not be present. CONDITION: This attribute shall be supported when delegation-mode of certificate management is applicable.
selectedDeployableModule	M	0..N	Identifier (Reference to DeployableModule)	References a selected deployable module. Only VNFCs based on VDUs that belong to deployable modules listed in this attribute are requested to be instantiated or preserved if they were already instantiated.
resourceCapacityDefinition	M	0..N	ResourceCapacityDefinition	Indicates values for resource capacity related attributes pertaining to a descriptor. Values can only be provided for resource capacity related attributes that have been defined in the VNFD as being configurable. Furthermore, provided values shall be within the allowed values indicated in the VNFD.
<p>NOTE 1: The indication of externally-managed internal VLs is needed in case networks have been pre-configured for use with certain VNFs, for instance to ensure that these networks have certain properties such as security or acceleration features, or to address particular network topologies. The present document assumes that externally-managed internal VLs are managed by the NFVO and created towards the VIM as supported by the virtualised network resource management interface specified in ETSI GS NFV-IFA 005 [i.6].</p> <p>NOTE 2: The target size for VNF instantiation may be specified in either instantiationLevelId or targetScaleLevelInfo, but not both. If none of the two attributes (instantiationLevelId or targetScaleLevelInfo) are present, the default instantiation level as declared in the VNFD shall be used.</p> <p>NOTE 3: If targetScaleLevelInfo is specified, information provided in targetScaleLevelInfo shall be used for instantiating scalable constituents of the VNF (e.g. VDUs/VLs). For scaling aspects not specified in targetScaleLevelInfo or for the VNF constituents (e.g. VDUs/VLs) that are not scalable, the default instantiation level as declared in the VNFD shall be used for instantiation.</p>				

7.2.6.3 Output parameters

The output parameters returned by the operation shall follow the indications provided in table 7.2.6.3-1.

Table 7.2.6.3-1: Change VNF Flavour operation output parameters

Parameter	Qualifier	Cardinality	Content	Description
lifecycleOperationOccurrenceId	M	1	Identifier	The identifier of the VNF lifecycle operation occurrence.

7.2.6.4 Operation results

In case of success, the VNF has been modified to use the new DF and initially configured, and the associated instance of a VnfInfo information element has been updated.

In case of failure, appropriate error information is provided in the "result" LCM Operation Occurrence Notification.

The VNFM shall return a lifecycleOperationOccurrenceId that identifies the LCM operation. The LCM operation shall trigger the sending of the "start" LCM Operation Occurrence Notification before additional notifications as part of this operation are triggered, or operations towards the NFVO or VIM are invoked.

On successful as well as unsuccessful completion of the operation, the VNFM shall send the "result" LCM Operation Occurrence Notification.

7.2.7 Terminate VNF operation

7.2.7.1 Description

This interface enables an EM to request a VNFM to perform termination procedures on a VNF instance.

A VNF can be terminated gracefully or forcefully. Graceful termination means that the VNFM arranges to take the VNF out of service if this has not been done already by the EM before issuing the request, e.g. by asking the VNF's EM to take the VNF out of service, and only after that shuts down the VNF and releases the resources. Forceful termination means that the VNFM immediately shuts down the VNF and releases the resources. A time interval can be specified for taking the VNF out of service, after which the VNF is shut down if taking it out of service has not completed.

Terminating a VNF instance does not delete the instance of the VnfInfo information element.

This operation shall be supported for all VNFs.

Table 7.2.7.1-1 lists the information flow exchanged between the VNFM and the EM.

Table 7.2.7.1-1: Terminate VNF operation

Message	Requirement	Direction
TerminateVnfRequest	Mandatory	EM → VNFM
TerminateVnfResponse	Mandatory	VNFM → EM

7.2.7.2 Input parameters

The input parameters sent when invoking the operation shall follow the indications provided in table 7.2.7.2-1.

Table 7.2.7.2-1: Terminate VNF operation input parameters

Parameter	Qualifier	Cardinality	Content	Description
vnfInstanceId	M	1	Identifier	Identifier of the VNF instance to be terminated.
terminationType	M	1	Enum	Signals whether forceful or graceful termination is requested. VALUES: <ul style="list-style-type: none"> • FORCEFUL • GRACEFUL In case of forceful termination, the VNF is shut down immediately, and resources are released (see note 1). In case of graceful termination, the VNFM first arranges to take the VNF out of service (e.g. involving interaction with EM, using the LCM coordination interface defined in clauses 6.4 or 8.3 or using means out of scope of the present document). Once this was successful, or after a timeout, the VNFM shuts down the VNF and releases the resources.
gracefulTerminationTimeout	M	0..1	TimeDuration	The time interval to wait for the VNF to be taken out of service during graceful termination, before shutting down the VNF and releasing the resources. If not given, it is expected that the VNFM waits for the successful taking out of service of the VNF, no matter how long it takes, before shutting down the VNF and releasing the resources (see note 2). Minimum timeout or timeout range are specified by the VNF Provider (e.g. defined in the VNFD or communicated by other means). Not relevant in case of forceful termination.
additionalParam	M	0..N	KeyValuePair	Additional parameters passed by the EM as input to the Terminate VNF operation, specific to the VNF being terminated, as declared in the VNFD (see clause 7.1.5.7 in ETSI GS NFV-IFA 011 [4]).

Parameter	Qualifier	Cardinality	Content	Description
NOTE 1: If the VNF is still in service, this can adversely impact network service, and therefore, operator policies apply to determine if forceful termination is allowed in the particular situation.				
NOTE 2: This implies that no VNF shutdown and resource release will be attempted if taking the VNF out of service fails or hangs.				

7.2.7.3 Output parameters

The output parameters returned by the operation shall follow the indications provided in table 7.2.7.3-1.

Table 7.2.7.3-1: Terminate VNF operation output parameters

Parameter	Qualifier	Cardinality	Content	Description
lifecycleOperationOccurrenceId	M	1	Identifier	The identifier of the VNF lifecycle operation occurrence.

7.2.7.4 Operation results

In case of success, the VNF instance has been terminated and resources used by the VNF have been released. The associated instance of a VnfInfo information element has been updated. The VNF instance is in the NOT_INSTANTIATED instantiation state.

In case of failure, appropriate error information is provided in the "result" LCM Operation Occurrence Notification.

The VNFM shall return a lifecycleOperationOccurrenceId that identifies the LCM operation. The LCM operation shall trigger the sending of the "start" LCM Operation Occurrence Notification before additional notifications as part of this operation are triggered, or operations towards the NFVO or VIM are invoked.

On successful as well as unsuccessful completion of the operation, the VNFM shall send the "result" LCM Operation Occurrence Notification.

7.2.8 Delete VNF Identifier operation

7.2.8.1 Description

This operation deletes a VNF instance identifier and the associated instance of a VnfInfo information element in the NOT_INSTANTIATED instantiation state.

This operation shall be supported for all VNFs.

Table 7.2.8.1-1 lists the information flow exchanged between the VNFM and the EM.

Table 7.2.8.1-1: Delete VNF Identifier operation

Message	Requirement	Direction
DeleteVnfIdentifierRequest	Mandatory	EM → VNFM
DeleteVnfIdentifierResponse	Mandatory	VNFM → EM

7.2.8.2 Input parameters

The input parameters sent when invoking the operation shall follow the indications provided in table 7.2.8.2-1.

Table 7.2.8.2-1: Delete VNF Identifier operation input parameters

Parameter	Qualifier	Cardinality	Content	Description
vnfInstanceId	M	1	Identifier	VNF instance identifier to be deleted.

7.2.8.3 Output parameters

No output parameter.

7.2.8.4 Operation results

In case of success, the VNF instance identifier and the associated instance of the VnfInfo information element has been deleted and can no longer be used and the corresponding VnfIdentifierDeletionNotification has been sent. If the VNF instance was not terminated (i.e. the VNF is in INSTANTIATED instantiation state), the operation shall be rejected.

In case of failure, appropriate error information is returned.

7.2.9 Query VNF operation

7.2.9.1 Description

This operation provides information about VNF instances. The applicable VNF instances can be chosen based on filtering criteria, and the information can be restricted to selected attributes.

This operation shall be supported for all VNFs.

Table 7.2.9.1-1 lists the information flow exchanged between the producer (VNFM) and the consumer (EM or VNF).

Table 7.2.9.1-1: Query VNF operation

Message	Requirement	Direction
QueryVnfRequest	Mandatory	EM → VNFM VNF → VNFM
QueryVnfResponse	Mandatory	VNFM → EM VNFM → VNF

7.2.9.2 Input parameters

The input parameters sent when invoking the operation shall follow the indications provided in table 7.2.9.2-1.

Table 7.2.9.2-1: Query VNF operation input parameters

Parameter	Qualifier	Cardinality	Content	Description
filter	M	1	Filter	Filter to select the VNF instance(s).
attributeSelector	M	0..N	String	Provides a list of attribute names. If present, only these attributes are returned for the VNF instance(s) matching the filter. If absent, the complete information is returned for the VNF instance(s) matching the filter.

7.2.9.3 Output parameters

The output parameters returned by the operation shall follow the indications provided in table 7.2.9.3-1.

Table 7.2.9.3-1: Query VNF operation output parameters

Parameter	Qualifier	Cardinality	Content	Description
vnfInfo	M	0..N	VnfInfo	The information items about the selected VNF instance(s) that are returned. If attributeSelector is present, only the attributes listed in attributeSelector are returned for the selected VNF instance(s).

NOTE: The lower cardinality is 0 since there may be no matches to the provided filter.

7.2.9.4 Operation results

In case of success, information related to the VNF instances that match the filter is returned. In case of failure, appropriate error information is returned.

7.2.10 Heal VNF operation

7.2.10.1 Description

This operation enables either a VNF instance or an EM to request a VNFM to perform a VNF healing procedure.

It depends on the VNF capabilities, and is declared in the VNFD, whether this operation is supported for a particular VNF.

Table 7.2.10.1-1 lists the information flow exchanged between the VNF/EM and the VNFM.

Table 7.2.10.1-1: Heal VNF operation

Message	Requirement	Direction
HealVnfRequest	Mandatory	VNF → VNFM (see note) EM → VNFM
HealVnfResponse	Mandatory	VNFM → VNF (see note) VNFM → EM
NOTE: In case of VNF without EM, the healing request is invoked by management function within the VNF. The management function may implement the consumer part of the VNF Lifecycle Management (LCM) interface on the Ve-Vnfm-em reference point.		

7.2.10.2 Input parameters

The input parameters sent when invoking the operation shall follow the indications provided in table 7.2.10.2-1.

Table 7.2.10.2-1: Heal VNF operation input parameters

Parameter	Qualifier	Cardinality	Content	Description
vnfInstancelid	M	1	Identifier	Identifies the VNF instance for which a healing action is requested.
vnfcInstancelid	M	0..N	Identifier (Reference to VnfcInfo)	List of identifiers of VNFC instances for which a healing action is requested. Cardinality can be "0" to denote that the request applies to the whole VNF instance and not a specific VNFC instance.
Cause	M	0..1	String	Indicates the reason why a healing procedure is required.
additionalParam	M	0..N	KeyValuePair	Additional parameters passed by the VNF/EM as input to the healing process, specific to the VNF being healed, as declared in the VNFD (see clause 7.1.5.6 in ETSI GS NFV-IFA 011 [4]). EXAMPLE: Input parameters to VNF-specific healing procedures.
healScript	M	0..1	String	Provides link to a script that should be executed as part of the healing action or a set of rules for healing procedure.
healingResource	M	0..N	Enum	Indicate kinds of the virtual resource to be healed. Values: <ul style="list-style-type: none"> • VL • LINKPORT • STORAGE • VIRTUALCP • COMPUTE • OSCONTAINER Default value is COMPUTE when the VNF is realized by a virtual resource and OSCONTAINER when the VNF is realized by a set of OS containers.

7.2.10.3 Output parameters

The output parameters returned by the operation shall follow the indications provided in table 7.2.10.3-1.

Table 7.2.10.3-1: Heal VNF operation output parameters

Parameter	Qualifier	Cardinality	Content	Description
lifecycleOperationOccurrenceId	M	1	Identifier	The identifier of the VNF lifecycle operation occurrence.

7.2.10.4 Operation results

In case of success, the VNF/VNFC has been healed, and the associated instance of a VnfInfo information element has been updated.

In case of failure, appropriate error information is provided in the "result" LCM Operation Occurrence Notification.

The VNFM shall return a lifecycleOperationOccurrenceId that identifies the LCM operation. The LCM operation shall trigger the sending of the "start" LCM Operation Occurrence Notification before additional notifications as part of this operation are triggered, or operations towards the NFVO or VIM are invoked.

On successful as well as unsuccessful completion of the operation, the VNFM shall send the "result" LCM Operation Occurrence Notification.

7.2.11 Operate VNF operation

7.2.11.1 Description

This operation enables requesting to change the state of a VNF instance or VNFC instance(s), including starting and stopping the VNF/VNFC instance.

NOTE 1: These operations are complementary to instantiating and terminating a VNF.

NOTE 2: In the present document, only starting and stopping the VNF/VNFC instance(s) are supported. Extension of this operation to support other VNF/VNFC state changes is part of the protocol design.

A VNF/VNFC instance can be in the following states:

- **STARTED:** the VNF/VNFC instance is up and running.
- **STOPPED:** the VNF/VNFC instance has been shut down. A VNF instance is stopped if all its VNFC instances are also stopped.

In the state STOPPED, the virtualised container(s), where the VNFC instance(s) of the VNF run, are shut down but not terminated. In addition, if the workflow requires a graceful stop, as part of this process the VNFM (producer of the interface) will interact with VNF/EM to gracefully stop the VNF/VNFC application. Once a VNF is instantiated, i.e. all instantiation steps have been completed, the VNF/VNFC instance is in the state STARTED.

Figure 7.2.11.1-1 illustrates the VNF/VNFC operate state diagram. The desired change of state is indicated as an input in the OperateVnfRequest operation.

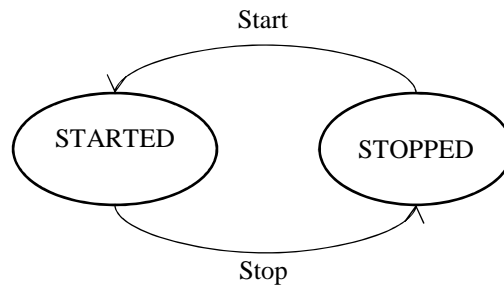


Figure 7.2.11.1-1: Operate VNF/VNFC state diagram

It depends on the VNF capabilities, and is declared in the VNFD, whether this operation is supported for a particular VNF.

Table 7.2.11.1-1 lists the information flow exchanged between the VNFM and the EM.

Table 7.2.11.1-1: Operate VNF operation

Message	Requirement	Direction
OperateVnfRequest	Mandatory	EM → VNFM
OperateVnfResponse	Mandatory	VNFM → EM

7.2.11.2 Input parameters

The input parameters sent when invoking the operation shall follow the indications provided in table 7.2.11.2-1.

Table 7.2.11.2-1: Operate VNF operation input parameters

Parameter	Qualifier	Cardinality	Content	Description
vnfInstanceId	M	1	Identifier	Identifier of the VNF instance.
vnfcInstanceId	M	0..N	Identifier (Reference to VnfInfo)	List of identifiers of VNFC instances. Cardinality can be "0" to denote that the request applies to the whole VNF instance and not a specific VNFC instance.
changeStateTo	M	1	Enum	The desired state to change the VNF/VNFC to. VALUES: <ul style="list-style-type: none"> START STOP
stopType	M	0..1	Enum	It signals whether forceful or graceful stop is requested. VALUES: <ul style="list-style-type: none"> FORCEFUL GRACEFUL <p>In case of forceful stop, the VNF/VNFC is stopped immediately. Note that if the VNF/VNFC is still in service, this may adversely impact network or VNF service, and therefore, operator policies apply to determine if forceful stop is allowed in the particular situation.</p> <p>In case of graceful stop, the VNFM first arranges to take the VNF/VNFC out of service (e.g. involving interaction with EM, using the LCM coordination interface defined in clauses 6.4 or 8.3 or using means out of scope of the present document). Once this is successful, or after a timeout, the VNFM stops the VNF/VNFC. Only applicable when changing state to stop.</p>

Parameter	Qualifier	Cardinality	Content	Description
gracefulStopTimeout	M	0..1	TimeDuration	The time interval to wait for the VNF/VNFC to be taken out of service during graceful stop, before stopping the VNF/VNFC. If not given, it is expected that the VNFM waits for the successful taking out of service of the VNF/VNFC, no matter how long it takes, before stopping the VNF/VNFC (see note). Minimum timeout or timeout range are specified by the VNF vendor (e.g. defined in the VNFD or communicated by other means). The parameter is not relevant in case of forceful stop.
additionalParam	M	0..N	KeyValuePair	Additional parameters passed by the EM as input to the Operate VNF operation, specific to the VNF being operated as declared in the VNFD (see clause 7.1.5.8 in ETSI GS NFV-IFA 011 [4]).

NOTE: This implies that no VNF/VNFC stop will be attempted if taking the VNF/VNFC out of service fails or hangs.

7.2.11.3 Output parameters

The output parameters returned by the operation shall follow the indications provided in table 7.2.11.3-1.

Table 7.2.11.3-1: Operate VNF operation output parameters

Parameter	Qualifier	Cardinality	Content	Description
lifecycleOperationOccurrenceId	M	1	Identifier	The identifier of the VNF lifecycle operation occurrence.

7.2.11.4 Operation results

In case of success, the state of the VNF/VNFC has been changed, and the associated instance of a VnfInfo information element has been updated.

In case of failure, appropriate error information is provided in the "result" LCM Operation Occurrence Notification.

The VNFM shall return a lifecycleOperationOccurrenceId that identifies the LCM operation. The LCM operation shall trigger the sending of the "start" LCM Operation Occurrence Notification before additional notifications as part of this operation are triggered, or operations towards the NFVO or VIM are invoked.

On successful as well as unsuccessful completion of the operation, the VNFM shall send the "result" LCM Operation Occurrence Notification.

7.2.12 Modify VNF Information operation

7.2.12.1 Description

This operation allows updating information about a VNF instance.

This operation shall be supported for all VNFs.

Table 7.2.12.1-1 lists the information flow exchanged between the VNFM and the EM.

Table 7.2.12.1-1: Modify VNF Information operation

Message	Requirement	Direction
ModifyVnfInfoRequest	Mandatory	EM → VNFM
ModifyVnfInfoResponse	Mandatory	VNFM → EM

7.2.12.2 Input parameters

The input parameters sent when invoking the operation shall follow the indications provided in table 7.2.12.2-1.

Table 7.2.12.2-1: Modify VNF Information operation input parameters

Parameter	Qualifier	Cardinality	Content	Description
vnfInstanceId	M	1	Identifier	Identifier of the VNF instance for which the writeable attributes of VnfInfo are requested to be modified.
newValues	M	0..N	KeyValuePair	Contains the set of attributes to update. The key in the KeyValuePair indicates the name of an attribute that is writable through the interface whose value is to be updated. The value in the KeyValuePair indicates the new attribute value. See notes 1 and 3.
vnfcConfigurationData	M	0..N	VnfcConfigurationKvp	Configuration data related to VNFC instances. See notes 2 and 3.
NOTE 1: Cardinality "0" applies if no attributes of the VNF instance, including VNF configurable properties, are requested to be modified.				
NOTE 2: Cardinality "0" applies if no configurable properties of individual VNFC instances are requested to be modified.				
NOTE 3: At least one of the two parameters newValues and vnfcConfigurationData, or both shall be present.				

7.2.12.3 Output parameters

The output parameters returned by the operation shall follow the indications provided in table 7.2.12.3-1.

Table 7.2.12.3-1: Modify VNF Information operation output parameters

Parameter	Qualifier	Cardinality	Content	Description
lifecycleOperationOccurrenceId	M	1	Identifier	The identifier of the VNF lifecycle operation occurrence.

7.2.12.4 Operation results

In case of success:

- if the operation handles changes to the VNF or VNFC configurable properties, the configuration in the VNF or VNFC has been modified according to the input parameters specified in the operation;
- if the operation handles other changes to the VNF instance information, the VNF information has been changed according to the input parameters specified in the operation.

In case of failure, appropriate error information is provided in the "result" LCM operation occurrence notification. In particular, error information shall indicate the reason why the requested attribute has not been updated, e.g. changing the value of the attribute is not supported, input attribute name is not recognized, etc.

The VNFM shall return a lifecycleOperationOccurrenceId that identifies the LCM operation. The LCM operation shall trigger the sending of the "start" LCM operation occurrence notification before additional notifications as part of this operation are triggered, or operations towards the NFVO or VIM are invoked.

On successful as well as unsuccessful completion of the operation, the VNFM shall send the "result" LCM operation occurrence notification.

7.2.13 Get Operation Status operation

7.2.13.1 Description

This operation provides the status of a VNF lifecycle management operation. This means, it is not a VNF lifecycle management operation itself, but an operation on VNF lifecycle management operations. Therefore, this operation shall be supported for all VNFs.

Table 7.2.13.1-1 lists the information flow exchanged between the EM/VNF and the VNFM.

Table 7.2.13.1-1: Get Operation Status operation

Message	Requirement	Direction
GetOperationStatusRequest	Mandatory	EM → VNFM VNF → VNFM
GetOperationStatusResponse	Mandatory	VNFM → EM VNFM → VNF

7.2.13.2 Input parameters

The input parameters sent when invoking the operation shall follow the indications provided in table 7.2.13.2-1.

Table 7.2.13.2-1: Get Operation Status operation input parameters

Parameter	Qualifier	Cardinality	Content	Description
lifecycleOperationOccurrenceId	M	1	Identifier	Identifier of the VNF lifecycle operation occurrence.

7.2.13.3 Output parameters

The output parameters returned by the operation shall follow the indications provided in table 7.2.13.3-1.

Table 7.2.13.3-1: Get Operation Status operation output parameters

Parameter	Qualifier	Cardinality	Content	Description
operationStatus	M	1	Not specified	Indicates the operation status (which includes, for example: Processing, Successfully done, Failed, but can also include operation-specific states).

7.2.13.4 Operation results

The result of the operation indicates if it has been successful or not with a standard success/error result.

7.2.14 Subscribe operation

7.2.14.1 Description

This operation enables the consumer (EM or VNF) to subscribe with a filter for the notifications sent by the producer (VNFM) which are related to VNF lifecycle management operation occurrences as well as creation/deletion of VNF instance identifiers and the associated VnfInfo information element instances.

NOTE: Specification of filtering mechanism is part of the protocol design.

Table 7.2.14.1-1 lists the information flow exchanged between the consumer (EM or VNF) and the producer (VNFM).

Table 7.2.14.1-1: Subscribe operation

Message	Requirement	Direction
SubscribeRequest	Mandatory	EM → VNFM VNF → VNFM
SubscribeResponse	Mandatory	VNFM → EM VNFM → VNF

7.2.14.2 Input parameters

The input parameters sent when invoking the operation shall follow the indications provided in table 7.2.14.2-1.

Table 7.2.14.2-1: Subscribe operation input parameters

Parameter	Qualifier	Cardinality	Content	Description
filter	M	1	Filter	Input filter for selecting e.g. the VNF instances of interest and the specific types of changes (see note).
NOTE: When subscribing for notifications regarding the creation of VNF identifiers and the associated VNF information object instances, selecting the VNF instances in the filter is not possible.				

7.2.14.3 Output parameters

The output parameters returned by the operation shall follow the indications provided in table 7.2.14.3-1.

Table 7.2.14.3-1: Subscribe operation output parameters

Parameter	Qualifier	Cardinality	Content	Description
subscriptionId	M	1	Identifier	Identifier of the subscription realized.

7.2.14.4 Operation results

After successful subscription, the consumer (EM or VNF) is registered to receive notifications related to VNF lifecycle management operation occurrences as well as creation/deletion of VNF instance identifiers and the associated VnfInfo information element instances.

The result of the operation shall indicate if the subscription has been successful or not with a standard success/error result. For a particular subscription, only notifications matching the filter will be delivered to the consumer (EM or VNF).

7.2.15 Notify operation

7.2.15.1 Description

This operation notifies a subscriber about events related to VNF lifecycle changes as well as creation/deletion of VNF instance identifiers and the associated VnfInfo information element instances.

This operation distributes notifications to subscribers. It is a one-way operation issued by the producer (VNFM) that cannot be invoked as an operation by the consumer (EM or VNF). In order to receive notifications, the consumer (EM or VNF) has to perform an explicit Subscribe operation beforehand.

Table 7.2.15.1-1 lists the information flow exchanged between the consumer (EM or VNF) and the product (VNFM).

Table 7.2.15.1-1: Notify operation

Message	Requirement	Direction
Notify	Mandatory	VNFM → EM VNFM → VNF

The following notifications can be notified/sent by this operation:

- VnfLcmOperationOccurrenceNotification (see clause 9.5.2).
- VnfIdentifierCreationNotification (see clause 9.5.7).
- VnfIdentifierDeletionNotification (see clause 9.5.8).

7.2.16 Terminate Subscription operation

7.2.16.1 Description

This operation enables the consumer (EM or VNF) to terminate a particular subscription.

Table 7.2.16.1-1 lists the information flow exchanged between the consumer (EM or VNF) and the VNFM.

Table 7.2.16.1-1: Terminate Subscription operation

Message	Requirement	Direction
TerminateSubscriptionRequest	Mandatory	EM → VNFM VNF → VNFM
TerminateSubscriptionResponse	Mandatory	VNFM → EM VNFM → VNF

7.2.16.2 Input parameters

The input parameters sent when invoking the operation shall follow the indications provided in table 7.2.16.2-1.

Table 7.2.16.2-1: Terminate Subscription operation input parameters

Parameter	Qualifier	Cardinality	Content	Description
subscriptionId	M	1	Identifier	Identifier of the subscription to be terminated.

7.2.16.3 Output parameters

None.

7.2.16.4 Operation results

After successful termination of a subscription, the identified subscription does not exist anymore, and the consumer (EM or VNF) will not receive notifications related that subscription any longer. The result of the operation shall indicate if the subscription termination has been successful or not with a standard success/error result.

7.2.17 Query Subscription Info operation

7.2.17.1 Description

This operation enables the consumer (EM or VNF) to query information about subscriptions.

Table 7.2.17.1-1 lists the information flow exchanged between the consumer (EM or VNF) and the VNFM.

Table 7.2.17.1-1: Query Subscription operation

Message	Requirement	Direction
QuerySubscriptionInfoRequest	Mandatory	EM → VNFM VNF → VNFM
QuerySubscriptionInfoResponse	Mandatory	VNFM → EM VNFM → VNF

7.2.17.2 Input parameters

The input parameters sent when invoking the operation shall follow the indications provided in table 7.2.17.2-1.

Table 7.2.17.2-1: Query Subscription Info operation input parameters

Parameter	Qualifier	Cardinality	Content	Description
filter	M	1	Filter	Filtering criteria to select one or a set of subscriptions. Details are part of the protocol design.

7.2.17.3 Output parameters

The output parameters returned by the operation shall follow the indications provided in table 7.2.17.3-1.

Table 7.2.17.3-1: Query Subscription Info operation output parameters

Parameter	Qualifier	Cardinality	Content	Description
queryResult	M	0..N	Not specified	Information about the subscription(s) matching the query.

7.2.17.4 Operation results

After successful operation, the VNFM has queried the internal subscription objects. The result of the operation indicates if it has been successful or not with a standard success/error result. For a particular query, information about the subscriptions to notifications related to VNF lifecycle management that the consumer (EM or VNF) has access to and that are matching the filter shall be returned.

7.2.18 Change External VNF Connectivity operation

7.2.18.1 Description

This operation enables changing the external connectivity of a VNF instance. The types of changes that this operation supports are:

- Disconnect external CPs that are connected to a particular external VL, and connect them to a different external VL.
- Disconnect external CPs that are connected to a particular external VL.
- Disconnect and delete external CPs that are connected to a particular external VL and that represent sub-ports of a trunk port, i.e. CP instances that are created from external CPDs that have trunk mode configured according to clause 7.1.6.3 in ETSI GS NFV-IFA 011 [4]. If the parent port is exposed as an extCp, the VNFM shall ensure that the parent port is not deleted. If the parent port is exposed as an extCp and there are other subports connected, the VNFM shall ensure that the parent port is not disconnected.

NOTE 1: Subports need not be used for containerized VNFCs. The application container can send and receive IP packets with any VLAN tag as long as the network interface to connect to the secondary container cluster network has been configured appropriately.

- Change the connectivity parameters of the existing external CPs, including changing addresses.

NOTE 2: Depending on the capabilities of the underlying VIM resources, certain changes (e.g. modifying the IP address assignment) might not be supported without deleting the resource and creating another one with the modified configuration.

- Connect CPs to a particular external VL.
- Create new CPs that represent sub-ports of a trunk port, i.e. CP instances that are created from external CPDs that have trunk mode configured according to clause 7.1.6.3 in ETSI GS NFV-IFA 011 [4], and connect them to a particular external VL. Creation of the parent port with this operation is not supported.

NOTE 3: Supports need not be used for containerized VNFCs. The application container can send and receive IP packets with any VLAN tag as long as the network interface to connect to the secondary container cluster network has been configured appropriately.

VNFs shall support this operation. This operation may be service-disruptive.

Table 7.2.18.1-1 lists the information flow exchanged between the EM and the VNFM.

Table 7.2.18.1-1: Change External VNF Connectivity

Message	Requirement	Direction
ChangeExtVnfConnectivityRequest	Mandatory	EM → VNFM
ChangeExtVnfConnectivityResponse	Mandatory	VNFM → EM

7.2.18.2 Input parameters

The input parameters sent when invoking the operation shall follow the indications provided in table 7.2.18.2-1. The parameters passed for this operation override those passed at instantiation time.

Table 7.2.18.2-1: Change External VNF Connectivity operation input parameters

Parameter	Qualifier	Cardinality	Content	Description
vnfInstanceId	M	1	Identifier	Identifier of the VNF instance.
extVirtualLink	M	0..N	ExtVirtualLinkData	Information about external VLs to change (e.g. connect the VNF to).
additionalParam	M	0..N	KeyValuePair	Additional parameters passed by the EM as input to the Change External VNF Connectivity operation, specific to the VNF of which the connectivity is being changed, as declared in the VNFD (see clause 7.1.5.10 in ETSI GS NFV-IFA 011 [4]).
certificateConfigurationData	CM	0..1	CertificateConfigurationData	Configuration for certificate management such as certificate profile and security policy in this VNF. Can be present when setting a new certificate to the VNF instance in delegation mode. Otherwise shall not be present. CONDITION: This attribute shall be supported when delegation-mode of certificate management is applicable.

The following behaviour applies for the changes that can be performed with this operation:

- To change the connection of external CP instances based on certain external CPDs from a "source" external VL to a different "target" external VL, the identifier of the "target" external VL shall be sent in the "extVirtualLinkId" attribute of the "extVirtualLink" parameter, and the "extCp" attributes of that parameter shall refer via the "cpId" attribute to the external CPDs of the corresponding external connection point instances that are to be reconnected to the target external VL.

NOTE: For CP instances that are not part of a trunk, this means that all CP instances based on a given external CPD will be reconnected. See clause A.3 for an illustration. For CP instances that are part of a trunk the change of connectivity can be requested individually per CP instance.

- To change the connectivity parameters of the external CPs connected to a particular external VL, including changing addresses, the identifier of that external VL shall be sent in the "extVirtualLinkId" attribute of the "extVirtualLink" parameter, and the "extCp" attribute of that parameter shall contain at least those entries with modified parameters.

7.2.18.3 Output parameters

None.

7.2.18.4 Operation results

In the case of success, the connectivity of the VNF has been changed according to the input parameters. In case of failure, appropriate error information is provided in the "result" LCM Operation Occurrence Notification.

The VNFM shall return a lifecycleOperationOccurrenceId that identifies the LCM operation. The LCM operation shall trigger the sending of the "start" LCM Operation Occurrence Notification before additional notifications as part of this operation are triggered, or operations towards the NFVO or VIM are invoked.

On successful as well as unsuccessful completion of the operation, the VNFM shall send the "result" LCM Operation Occurrence Notification.

7.2.19 Query Snapshot Information operation

7.2.19.1 Description

When a VNF/VNFC Snapshot is created or extracted from a VNF Snapshot Package, the VNFM creates and stores information associated with this VNF/VNFC Snapshot. It maintains this information during the VNF/VNFC Snapshots operational lifecycle. This operation will enable the EM to query the VNFM for information it has stored about one or more VNF/VNFC Snapshots. Table 7.2.19.1-1 lists the information flow exchanged between the VNFM and the EM.

The operation allows querying specific components of the information stored in the VNFM about a VNF/VNFC Snapshot, for instance, retrieving the vnfSnapshotInfoId/vnfcSnapshotInfoId.

This operation shall be supported by the VNF if the Create Snapshot Operation is supported.

Table 7.2.19.1-1: Query Snapshot Information operation

Message	Requirement	Direction
QuerySnapshotInfoRequest	Mandatory	EM → VNFM
QuerySnapshotInfoResponse	Mandatory	VNFM → EM

7.2.19.2 Input parameters

The input parameters sent when invoking the operation shall follow the indications provided in table 7.2.19.2-1.

Table 7.2.19.2-1: Query Snapshot Information operation input parameters

Parameter	Qualifier	Cardinality	Content	Description
filter	M	1	Filter	Filter defining the VNF/VNFC Snapshot on which the query applies, based on attributes of the VnfSnapshotInfo/VnfcSnapshotInfo. It can also be used to specify one or more VNF/VNFC Snapshot to be queried by providing their vnfSnapshotInfoId/vnfcSnapshotInfoId or vnfInstanceId/vnfcInstanceId. See note.
attributeSelector	M	0..N	String	It provides a list of attribute names of VnfSnapshotInfo/VnfcSnapshotInfo. If present, only these attributes are returned for the VnfSnapshotInfo/VnfcSnapshotInfo matching the filter. If absent, the complete VnfSnapshotInfo/VnfcSnapshotInfo is returned.
NOTE: The vnfSnapshotInfoId/vnfcSnapshotInfoId, assigned at VNF/VNFC Snapshot creation or at VNF Snapshot Package extraction, identifies the information related to a VNF/VNFC Snapshot.				

7.2.19.3 Output parameters

The output parameters returned by the operation shall follow the indications provided in table 7.2.19.3-1.

Table 7.2.19.3-1: Query Snapshot Information operation output parameters

Parameter	Qualifier	Cardinality	Content	Description
vnfSnapshotInfo	M	0..N	VnfSnapshotInfo	Details of the VNF Snapshots available to the EM matching the input filter. If attributeSelector is present, only the attributes listed in attributeSelector are returned for the selected entities. The lower cardinality is 0 since there may be no matches to the provided filter.
vnfcSnapshotInfo	M	0..N	VnfcSnapshotInfo	Details of the VNFC Snapshots available to the EM matching the input filter. If attributeSelector is present, only the attributes listed in attributeSelector are returned for the selected entities. The lower cardinality is 0 since there may be no matches to the provided filter.

7.2.19.4 Operation results

After successful operation, the VNFM has queried the internal VNF/VNFC Snapshot information objects. The result of the operation indicates if it has been successful or not with a standard success/error result. For a particular query, information about the VNF/VNFC Snapshot that the consumer has access to and that are matching the filter shall be returned.

7.2.20 Create Snapshot operation

7.2.20.1 Description

This operation enables the EM to request the creation of a VNF/VNFC Snapshot. The VNF/VNFC instance to be snapshotted is addressed using an identifier held by the VNFM about a specific VNF/VNFC instance.

It depends on the VNF capabilities, and is declared in the VNFD (refer to the "supportedOperations" attribute in the VnfDf information element; see clause 7.1.8.2 in ETSI GS NFV-IFA 011 [4]), whether this operation is supported for a particular VNF.

Table 7.2.20.1-1 lists the information flow exchanged between the VNFM and the EM.

Table 7.2.20.1-1: Create Snapshot operation

Message	Requirement	Direction
CreateSnapshotRequest	Mandatory	EM → VNFM
CreateSnapshotResponse	Mandatory	VNFM → EM

7.2.20.2 Input parameters

The input parameters sent when invoking the operation shall follow the indications provided in table 7.2.20.2-1.

Table 7.2.20.2-1: Create Snapshot operation input parameters

Parameter	Qualifier	Cardinality	Content	Description
vnfInstanceId	M	0..1	Identifier	Identifier of the VNF instance to be snapshotted. See note.
vnfcInstanceId	M	0..1	Identifier	Identifier of the VNFC instance to be snapshotted. See note.
userDefinedData	O	0..N	KeyValuePair	User defined data for the VNF Snapshot.
NOTE: Only one of the two parameters vnfInstanceId or vnfcInstanceId shall be present, indicating whether a VNF Snapshot or a VNFC Snapshot shall be created.				

7.2.20.3 Output parameters

The output parameters returned by the operation shall follow the indications provided in table 7.2.20.3-1.

Table 7.2.20.3-1: Create Snapshot operation output parameters

Parameter	Qualifier	Cardinality	Content	Description
vnfSnapshotInfoId	M	0..1	Identifier	Identifier of information held by the VNFM about the specific VNF Snapshot. This identifier was allocated by the VNFM if the create operation was successful. See note.
vnfcSnapshotInfoId	M	0..1	Identifier	Identifier of information held by the VNFM about the specific VNFC Snapshot. This identifier was allocated by the VNFM if the create operation was successful. See note.
NOTE: Only one of the two parameters vnfSnapshotInfoId or vnfcSnapshotInfoId shall be present, dependent on which type of snapshot has been requested and created.				

7.2.20.4 Operation results

The result of the operation indicates if the creation of the VNF/VNFC Snapshot has been successful or not with a standard success/error result.

The vnfSnapshotInfoId or vnfcSnapshotInfoId is only returned when the operation has been successful.

After successful operation, the VNFM has created a VNF/VNFC Snapshot from the specified VNF/VNFC instance, including information associated with this VNF/VNFC Snapshot. Once created, the VNF/VNFC Snapshot is known to the VNFM. It is enabled to be queried for its associated information, it is enabled to be reverted to, and it is enabled to create a VNF Snapshot Package from it.

7.2.21 Revert-to Snapshot operation

7.2.21.1 Description

This operation enables the EM to request the reversion of a VNF/VNFC instance to a VNF/VNFC Snapshot. The VNF/VNFC Snapshot to be reverted to is addressed using an identifier held by the VNFM about a specific VNF/VNFC Snapshot.

It depends on the VNF capabilities, and is declared in the VNFD (refer to the "supportedOperations" attribute in the VnfDf information element; see clause 7.1.8.2 in ETSI GS NFV-IFA 011 [4]), whether this operation is supported for a particular VNF. This operation may be service-disruptive.

Table 7.2.21.1-1 lists the information flow exchanged between the VNFM and the EM.

Table 7.2.21.1-1: Revert-to Snapshot operation

Message	Requirement	Direction
RevertToSnapshotRequest	Mandatory	EM → VNFM
RevertToSnapshotResponse	Mandatory	VNFM → EM

7.2.21.2 Input parameters

The input parameters sent when invoking the operation shall follow the indications provided in table 7.2.21.2-1.

Table 7.2.21.2-1: Revert-to Snapshot operation input parameters

Parameter	Qualifier	Cardinality	Content	Description
vnfInstanceld	M	0..1	Identifier	Identifier of the VNF instance to be reverted. See note.
vnfSnapshotInfold	M	0..1	Identifier	Identifier of information held by the VNFM about the VNF Snapshot to be reverted to. This identifier was allocated by the VNFM. See note.
vnfcInstanceld	M	0..1	Identifier	Identifier of the VNFC instance to be reverted. See note.
vnfcSnapshotInfold	M	0..1	Identifier	Identifier of information held by the VNFM about the VNFC Snapshot to be reverted to. This identifier was allocated by the VNFM. See note.
NOTE:	Only one of the tuples (vnfInstanceld; vnfSnapshotInfold) or (vnfcInstanceld; vnfcSnapshotInfold) shall be present, indicating whether a VNF instance or a VNFC instance shall be reverted.			

7.2.21.3 Output parameters

No output parameter.

7.2.21.4 Operation results

The result of the operation indicates if the reversion to the VNF/VNFC Snapshot has been successful or not with a standard success/error result.

7.2.22 Delete Snapshot Information operation

7.2.22.1 Description

This operation enables the EM to request the deletion of the held information associated to a VNF/VNFC Snapshot. The VNF/VNFC Snapshot information to be deleted is addressed using an identifier of information held by the VNFM about a specific VNF/VNFC Snapshot.

It depends on the VNF capabilities, and is declared in the VNFD (refer to the "supportedOperations" attribute in the VnfDf information element; see clause 7.1.8.2 in ETSI GS NFV-IFA 011 [4]), whether this operation is supported for a particular VNF.

Table 7.2.22.1-1 lists the information flow exchanged between the VNFM and the EM.

Table 7.2.22.1-1: Delete Snapshot Information operation

Message	Requirement	Direction
DeleteSnapshotInfoRequest	Mandatory	EM → VNFM
DeleteSnapshotInfoResponse	Mandatory	VNFM → EM

7.2.22.2 Input parameters

The input parameters sent when invoking the operation shall follow the indications provided in table 7.2.22.2-1.

Table 7.2.22.2-1: Delete Snapshot Information operation input parameters

Parameter	Qualifier	Cardinality	Content	Description
vnfSnapshotInfold	M	0..1	Identifier	Identifier of information held by the VNFM about a specific VNF Snapshot. This identifier was allocated by the VNFM. See note.
vnfcSnapshotInfold	M	0..1	Identifier	Identifier of information held by the VNFM about a specific VNFC Snapshot. This identifier was allocated by the VNFM. See note.
NOTE:	Only one of the two parameters vnfSnapshotInfold or vnfcSnapshotInfold shall be present, to indicate whether the information related to a VNF Snapshot or a VNFC Snapshot shall be deleted.			

7.2.22.3 Output parameters

No output parameter.

7.2.22.4 Operation results

The result of the operation indicates if it has been successful or not with a standard success/error result.

After successful operation, the VNFM has deleted the held information associated to the specified VNF/VNFC Snapshot. After deletion of the held information associated to a VNF/VNFC Snapshot, this VNF/VNFC Snapshot is not known any longer to the VNFM and it is not possible to revert to this VNF/VNFC Snapshot or to create a VNF Snapshot Package from it.

7.2.23 Void

7.2.24 Change current VNF package operation

7.2.24.1 Description

This operation enables the EM to request the VNFM to change the current VNF Package, i.e. the VNF package on which a VNF instance is based.

Refer to ETSI GS NFV-REL 006 [i.7] for more information related to the types of changes to the current VNF Package (a.k.a "VNF software modification"). Clause B.3 of ETSI GS NFV-IFA 007 [2] illustrates the variants of changes to the current VNF Package and information flow procedures.

This operation encompasses the following scenarios:

- Changes of the VNF virtualised resources, such as requirements, composition and structure between the VNF versions, without changing the VNF software version.
- Changes of both the VNF software version and the VNF virtualised resources. This case includes replacing the VNF software version by means of virtualised resources management, such as terminating the current virtualised resource instances running the current software version and instantiating new virtualised resource instances with the target VNF software version. The new virtualised resource instances may have the same characteristics as the current virtualised resource instances.
- Changes related to the VNFD, such as correction of bugs in the VNFD, changes in the naming scheme of VNFD components (e.g. name of the VDU, vduId), and adding/removing descriptors of VNF Package changes (VnfPackageChangeInfo).

NOTE: For software updates that are executed by functional entities outside NFV-MANO and that require synchronization of the information held by the NFV-MANO entities with a new VNF package that reflects the same changes, a separate procedure using the Modify VNF Information operation has been defined, as illustrated in clause B.2 of ETSI GS NFV-IFA 007 [2]. This procedure assumes certain restrictions on the characteristics of the new VNF package, as defined in note 4 in table 9.4.2.2-1.

As part of changing the current VNF Package, the VNFM shall be capable to add temporary virtualised resources used to support the modification process, e.g. virtualised resources for a VNFC which will be responsible for handling or supporting the "change of the current VNF package" process. The need for temporary virtualised resources shall be indicated as "tempResource" to the NFVO during the VNF LCM granting exchange. In addition, the VNFM shall be capable to add and remove virtualised resources as required for the "change of the current VNF package" process. The need for new and removal of existing virtualised resources shall be indicated as "addResource" and "removeResource" in the VNF LCM granting exchange.

The following applies to the existing resources of the VNF instance: In the course of the successful execution of this operation, the VNFM shall replace or update those resources of the VNF instance that are based on descriptors (e.g. VDUs, VLDs, CPDs) that have changed between source and destination VNFD to align them with the updated descriptors, with the only allowed exception that the references to software images need not be updated if the resources are not replaced. Further, the VNFM shall remove resources that relate to descriptors in the source VNFD that have no corresponding descriptor in the destination VNFD. For newly-created resources, the VNFM shall use the descriptors of the destination VNFD.

All VNFs shall support this operation. This operation may be service-disruptive. It is declared in the VNFD (refer to the "selector" attribute in the "VnfPackageChangeInfo" information element; see clause 7.1.15.2.2 in ETSI GS NFV-IFA 011 [4]), whether a change from a particular "source" VNF package to a particular "destination" VNF package is possible.

Table 7.2.24.1-1 lists the information flow exchanged between the EM and the VNFM.

Table 7.2.24.1-1: Change current VNF Package operation

Message	Requirement	Direction
ChangeCurrentVnfPackageRequest	Mandatory	EM → VNFM
ChangeCurrentVnfPackageResponse	Mandatory	VNFM → EM

7.2.24.2 Input parameters

The input parameters sent when invoking the operation shall follow the indications provided in table 7.2.24.2-1.

Table 7.2.24.2-1: Change current VNF Package operation input parameters

Parameter	Qualifier	Cardinality	Content	Description
vnfInstanceId	M	1	Identifier	Identifier of the VNF instance to which this change request is related.
vnfdId	M	1	Identifier	Identifier of the VNFD which defines the destination VNF Package for the change.
extVirtualLink	M	0..N	ExtVirtualLinkData	Information about external VLs.
extManagedVirtualLink	M	0..N	ExtManagedVirtualLinkData	Information about internal VLs that are managed by other entities than the VNFM (see note 1).
additionalParam	M	0..N	KeyValuePair	Additional parameters passed by the EM as input to the modification process, specific to the requested change specific to the requested change of the current VNF Package, as declared in the VNFD (see clause 7.1.15.2 in ETSI GS NFV-IFA 011 [4]).
extension	M	0..N	KeyValuePair	This parameter provides changes to the values for the "extension" attribute in "VnfInfo", including new values for extensions that are declared in the VNFDs of both the source and the destination VNF Packages (see clause 7.1.14.2 in ETSI GS NFV-IFA 011 [4]) and values for new extensions declared in the VNFD of the destination VNF Package.

Parameter	Qualifier	Cardinality	Content	Description
vnfConfigurableProperties	M	0..N	KeyValuePair	This parameter provides changes to the values for the "vnfConfigurableProperties" attribute in "VnfInfo", including new values for configurable properties that are declared in the VNFDs of both the source and the destination VNF Packages (see clause 7.1.12.2 in ETSI GS NFV-IFA 011 [4]) and values for new configurable properties declared in the VNFD of the destination VNF Package.
certificateConfigurationData	CM	0..1	CertificateConfigurationData	Configuration for certificate management such as certificate profile and security policy in this VNF. Can be present when setting a new certificate to the VNF instance in delegation mode. Otherwise shall not be present. CONDITION: This attribute shall be supported when delegation-mode of certificate management is applicable.
selectedDeployableModule	M	0..N	Identifier (Reference to DeployableModule)	References a selected deployable module. If this attribute is present only VNFCs based on VDUs that belong to deployable modules listed in this attribute are requested to be instantiated or preserved if they were already instantiated. If this attribute is not present the deployable modules that were selected before the operation, and that still are defined in the VNFD in the destination package, or the corresponding ones according to the component mappings, remain valid. See note 2.
resourceCapacityDefinition	M	0..N	ResourceCapacityDefinition	Indicates values for resource capacity related attributes pertaining to a descriptor. Values can only be provided for resource capacity related attributes that have been defined in the VNFD as being configurable. Furthermore, provided values shall be within the allowed values indicated in the VNFD.
upgradeType	M	0..1	Enum	Indicate upgrade type when change the current VNF Package on which a VNF instance is based. Values: <ul style="list-style-type: none"> • ROLLING_UPGRADE • BLUE_GREEN • etc.
<p>NOTE 1: The indication of externally-managed internal VLS is needed in case networks have been pre-configured for use with certain VNFs, for instance to ensure that these networks have certain properties such as security or acceleration features, or to address particular network topologies. The present document assumes that externally-managed internal VLS are managed by the NFVO and created towards the VIM as supported by the virtualised network resource management interface specified in ETSI GS NFV-IFA 005 [i.6].</p> <p>NOTE 2: The Component mappings are defined in the VNFD in the source or destination package for the relevant change path. See clause 7.1.15.2 in ETSI GS NFV-IFA 011 [4].</p>				

7.2.24.3 Output parameters

The output parameters returned by the operation shall follow the indications provided in table 7.2.4.3-1.

Table 7.2.24.3-1: Change current VNF Package operation output parameters

Parameter	Qualifier	Cardinality	Content	Description
lifecycleOperationOccurrenceId	M	1	Identifier	The identifier of the VNF lifecycle operation occurrence.

7.2.24.4 Operation results

The result of the operation indicates if it has been successful or not with a standard success/error result.

After successful operation, the requested change of the current VNF Package has been completed on the VNF instance, and the associated instance of a VnfInfo information element has been updated. In case of failure, appropriate error information is provided in the "result" LCM Operation Occurrence Notification.

The VNFM shall return a lifecycleOperationOccurrenceId that identifies the LCM operation. The LCM operation shall trigger the sending of the "start" LCM Operation Occurrence Notification before additional notifications as part of this operation are triggered, or operations towards the NFVO or VIM are invoked.

On successful as well as unsuccessful completion of the operation, the VNFM shall send the "result" LCM Operation Occurrence Notification.

7.2.25 Select VNF deployable modules operation

7.2.25.1 Description

This operation enables the EM to perform a selection of deployable modules for a running VNF instance and, by that, modify a previously indicated selection.

Table 7.2.25.1-1 lists the information flow exchanged between the VNFM and the EM.

Table 7.2.25.1-1: Select VNF deployable modules operation

Message	Requirement	Direction
SelectVnfDeployableModulesRequest	Mandatory	EM → VNFM
SelectVnfDeployableModulesResponse	Mandatory	VNFM → EM

7.2.25.2 Input parameters

The input parameters sent when invoking the operation shall follow the indications provided in table 7.2.25.2-1.

Table 7.2.25.2-1: Select VNF deployable modules operation input parameters

Parameter	Qualifier	Cardinality	Content	Description
vnfInstanceId	M	1	Identifier	Identifier of the VNF instance on which the selection is requested.
selectedDeployableModule	M	0..N	Identifier (Reference to DeployableModule)	References a selected deployable module, as defined in the VNFD. VNFCs based on VDUs that belong to deployable modules listed in this attribute will be instantiated if not already instantiated. VNFCs based on VDUs that belong to deployable modules not listed in this attribute and that were already instantiated will be terminated.

Parameter	Qualifier	Cardinality	Content	Description
targetScaleLevelInfo	M	0..N	ScaleInfo	Defines the target scale levels of scaling aspects of the VDUs that belong to selected deployable modules. If this attribute is not present or if there are VDUs that belong to selected deployable modules that take no part in any of the scaling aspects indicated in this attribute, the VNFCs based on those VDUs shall be instantiated according to the currently valid VNF scale level or instantiation level. This attribute should only contain scale level information of scaling aspects associated to VDUs that will be used to instantiate VNFCs as a result of this operation. If it contains other scale level information it shall be ignored. See note 1. The VNF Provider defines in the VNFD whether or not a particular VNF supports scaling according to this parameter. Such a property in the VNFD applies for all instances of a particular VNF.
resourceCapacityDefinition	M	0..N	ResourceCapacityDefinition	Indicates values for resource capacity related attributes pertaining to a descriptor. Values can only be provided for resource capacity related attributes that have been defined in the VNFD as being configurable. Furthermore, provided values shall be within the allowed values indicated in the VNFD. This attribute should only contain information about resource capacity related attributes of VDUs that will be used to instantiate VNFCs as a result of this operation. If it contains information about attributes of other VDUs it shall be ignored. See note 2.
additionalParam	M	0..N	KeyValuePair	Additional parameters passed by the EM as input to the selection of deployable modules process, specific to the VNF being affected by the operation as declared in the VNFD (see clause 7.1.5.14 in ETSI GS NFV-IFA 011 [3]).
NOTE 1: Thus, the select VNF deployable modules operation cannot be used as a scale VNF operation to horizontally scale VNFCs that were already instantiated.				
NOTE 2: Thus, the select VNF deployable modules operation cannot be used as a scale VNF operation to vertically scale VNFCs that were already instantiated.				

7.2.25.3 Output parameters

The output parameters returned by the operation shall follow the indications provided in table 7.2.25.3-1.

Table 7.2.25.3-1: Select VNF deployable modules operation output parameters

Parameter	Qualifier	Cardinality	Content	Description
lifecycleOperationOccurrenceId	M	1	Identifier	The identifier of the VNF lifecycle operation occurrence.

7.2.25.4 Operation results

In case of success, the VNFCs based on VDUs that belong to the selected deployable modules have been instantiated, if they were not already. VNFCs based on VDUs that belong to deployable modules that have not been selected in the operation and that were already instantiated have been terminated.

In case of failure, appropriate error information is provided in the "result" LCM Operation Occurrence Notification.

The VNFM shall return a lifecycleOperationOccurrenceId that identifies the LCM operation. The LCM operation shall trigger the sending of the "start" LCM Operation Occurrence Notification before additional notifications as part of this operation are triggered, or operations towards the NFVO or VIM are invoked.

On successful as well as unsuccessful completion of the operation, the VNFM shall send the "result" LCM Operation Occurrence Notification.

7.3 Void

7.4 VNF Performance Management interface

7.4.1 Description

This interface allows providing performance management (measurement results collection and notifications) related to VNFs/VNFs. Performance information on a given VNF/VNF related measured object instance (see note 1) results from performance information of the virtualised resources that is collected from the VIM and mapped to this VNF/VNF related measured object instance.

NOTE 1: The VNF/VNF related measured object instance is the instance of one of the measured object type(s) for which the performance measurements applicable to Ve-Vnfm reference point are defined in clause 7.2 of ETSI GS NFV-IFA 027 [6].

Collection and reporting of performance information is controlled by a PM job that groups details of performance collection and reporting information.

When new performance information is available, the consumer is notified using the notification PerformanceInformationAvailableNotification (see clause 9.7.8). The details of the performance measurements are provided using the PerformanceReport information element (see clause 9.7.5).

NOTE 2: Delivery mechanism for the performance reports is part of the protocol design.

The following operations are defined for this interface:

- Create PM Job operation.
- Delete PM Jobs operation.
- Subscribe operation.
- Notify operation.
- Query PM Job operation.
- Create Threshold operation.
- Delete Thresholds operation.
- Query Threshold operation.
- Terminate Subscription operation.
- Query Subscription Info operation.

7.4.2 Create PM Job operation

7.4.2.1 Description

This operation will create a PM job, enabling an VNF/EM to specify one or more VNF/VNF related measured object(s), that the VNFM is managing, for which it wants to receive performance information. This will allow the requesting VNF/EM to specify its performance information requirements with the VNFM.

The VNFM needs to be subscribed to receive PerformanceInformationAvailable notifications in order to know when new collected performance information is available.

Table 7.4.2.1-1 lists the information flow exchanged between the VNFM and the VNF/EM.

Table 7.4.2.1-1: Create PM Job operation

Message	Requirement	Direction
CreatePmJobRequest	Mandatory	EM → VNFM VNF → VNFM
CreatePmJobResponse	Mandatory	VNFM → EM VNFM → VNF

7.4.2.2 Input parameters

The input parameters sent when invoking the operation shall follow the indications provided in table 7.4.2.2-1.

Table 7.4.2.2-1: Create PM Job operation input parameters

Parameter	Qualifier	Cardinality	Content	Description
sourceSelector	M	1	ObjectSelection	Defines the VNF/VNFC related measured object(s) for which performance information is requested to be collected.
performanceMetric	M	0..N	String	This defines the type of performance metric(s) for the specified measured object(s). At least one of the two attributes (performance metric or group) shall be present.
performanceMetricGroup	M	0..N	String	Group of performance metrics. A metric group is a pre-defined list of metrics, known to the producer that it can decompose to individual metrics. At least one of the two attributes (performance metric or group) shall be present.
collectionPeriod	M	1	Not specified	Specifies the periodicity at which the VNFM will collect performance information (see note).
reportingPeriod	M	1	Not specified	Specifies the periodicity at which the VNFM will report to the EM about performance information (see note).
reportingBoundary	O	0..1	Not specified	Identifies a boundary after which the reporting will stop. The boundary shall allow a single reporting as well as periodic reporting up to the boundary.
NOTE: At the end of each reportingPeriod, the VNFM will inform EM about availability of the performance data collected for each completed collection period during this reportingPeriod. While the exact definition of the types for collectionPeriod and reportingPeriod is part of the protocol design, it is recommended that the reportingPeriod be equal or a multiple of the collectionPeriod. In the latter case, the performance data for the collection periods within one reporting period would be reported together.				

7.4.2.3 Output parameters

The output parameters returned by the operation shall follow the indications provided in table 7.4.2.3-1.

Table 7.4.2.3-1: Create PM Job operation output parameters

Parameter	Qualifier	Cardinality	Content	Description
pmJobId	M	1	Identifier	Identifier of the created PM job

7.4.2.4 Operation results

The result of the operation indicates if it has been successful or not with a standard success/error result.

The pmJobId is only be returned when the operations have been successful.

7.4.3 Delete PM Jobs operation

7.4.3.1 Description

This operation will delete one or more PM job(s).

Table 7.4.3.1-1 lists the information flow exchanged between the VNFM and the VNF/EM.

Table 7.4.3.1-1: Delete PM Jobs operation

Message	Requirement	Direction
DeletePmJobsRequest	Mandatory	EM → VNFM VNF → VNFM
DeletePmJobsResponse	Mandatory	VNFM → EM VNFM → VNF

7.4.3.2 Input parameters

The input parameters sent when invoking the operation shall follow the indications provided in table 7.4.3.2-1.

Table 7.4.3.2-1: Delete PM Jobs operation input parameters

Parameter	Qualifier	Cardinality	Content	Description
pmJobId	M	1..N	Identifier	Identifiers of the PM jobs to be deleted.
NOTE: It is up to the protocol design stage to determine whether this operation will be modelled as a "bulk" operation that allows to delete multiple PM Jpbs in one request, or as a series of requests that delete one PM Job at a time.				

7.4.3.3 Output parameters

The output parameters returned by the operation shall follow the indications provided in table 7.4.3.3-1.

Table 7.4.3.3-1: Delete PM Jobs operation output parameters

Parameter	Qualifier	Cardinality	Content	Description
deletedPmJobId	M	1..N	Identifier	Identifiers of the PM jobs successfully deleted.
NOTE: It is up to the protocol design stage to determine whether this operation will be modelled as a "bulk" operation that allows to delete multiple PM Jpbs in one request, or as a series of requests that delete one PM Job at a time.				

7.4.3.4 Operation results

The result of the operation indicates if it has been successful or not with a standard success/error result.

7.4.4 Subscribe operation

7.4.4.1 Description

This operation enables the EM/VNF to subscribe with a filter for the notifications related to performance information with the VNFM.

NOTE 1: Specification of filtering mechanism is part of the protocol design.

NOTE 2: It is part of the protocol design stage whether subscribing is represented as a separate "Subscribe" operation or whether subscription-related information is managed as part of managing PM jobs and Thresholds.

Table 7.4.4.1-1 lists the information flow exchanged between the VNFM and the EM/VNF.

Table 7.4.4.1-1: Subscribe operation

Message	Requirement	Direction
SubscribeRequest	Mandatory	EM → VNFM VNF → VNFM
SubscribeResponse	Mandatory	VNFM → EM VNFM → VNF

7.4.4.2 Input parameters

The input parameters sent when invoking the operation shall follow the indications provided in table 7.4.4.2-1.

Table 7.4.4.2-1: Subscribe operation input parameters

Parameter	Qualifier	Cardinality	Content	Description
filter	M	1	Filter	Input filter for selecting notifications. The filter can be on VNF/VNFC, type of notification or attribute of the notification.

7.4.4.3 Output parameters

The output parameters returned by the operation shall follow the indications provided in table 7.4.4.3-1.

Table 7.4.4.3-1: Subscribe operation output parameters

Parameter	Qualifier	Cardinality	Content	Description
subscriptionId	M	1	Identifier	Identifier of the subscription returned.

7.4.4.4 Operation results

As a result of this operation, the VNFM shall indicate to the EM/VNF in the subscribeResponse message whether the subscription was successful or not.

For a particular subscription, only notifications matching the filter will be delivered to the consumer.

7.4.5 Notify operation

7.4.5.1 Description

This operation distributes notifications to subscribers. It is a one-way operation issued by the VNFM that cannot be invoked as an operation by the consumer (EM/VNF). In order to receive notifications, the EM/VNF shall have a subscription.

Table 7.4.5.1-1 lists the information flow exchanged between the VNFM and the EM/VNF.

Table 7.4.5.1-1: Notify operation

Message	Requirement	Direction
Notify	Mandatory	VNFM → EM VNFM → VNF

The following notifications can be notified/sent by this operation:

- PerformanceInformationAvailableNotification (see clause 9.7.8).
- ThresholdCrossedNotification (see clause 9.7.9).

7.4.6 Query PM Job operation

7.4.6.1 Description

This operation will enable the VNF/EM to solicit from the VNFM the details of one or more PM job(s).

This operation is not returning performance reports.

Table 7.4.6.1-1 lists the information flow exchanged between the VNFM and the VNF/EM.

Table 7.4.6.1-1: Query PM Job operation

Message	Requirement	Direction
QueryPmJobRequest	Mandatory	EM → VNFM VNF → VNFM
QueryPmJobResponse	Mandatory	VNFM → EM VNFM → VNF

7.4.6.2 Input parameters

The input parameters sent when invoking the operation shall follow the indications provided in table 7.4.6.2-1.

Table 7.4.6.2-1: Query PM Job operation input parameters

Parameter	Qualifier	Cardinality	Content	Description
filter	M	1	Filter	Filter defining the PM Jobs on which the query applies. It can be a single identifier, multiple identifiers or a wildcard.

7.4.6.3 Output parameters

The output parameters returned by the operation shall follow the indications provided in table 7.4.6.3-1.

Table 7.4.6.3-1: Query PM Job operation output parameters

Parameter	Qualifier	Cardinality	Content	Description
pmJob	M	0..N	PmJob	Details of PM jobs matching the input filter.

7.4.6.4 Operation results

The result of the operation indicates if it has been successful or not with a standard success/error result.

7.4.7 Create Threshold operation

7.4.7.1 Description

This operation will allow the VNF/EM to create a threshold to specify threshold levels on specified performance metric and VNF/VNFC related measured object(s) for which notifications will be generated when crossed.

Creating a threshold does not trigger collection of metrics. In order for the threshold to be active, there needs to be a PM job collecting the needed metric for the selected entities.

Table 7.4.7.1-1 lists the information flow exchanged between the VNFM and the VNF/EM.

Table 7.4.7.1-1: Create Threshold operation

Message	Requirement	Direction
CreateThresholdRequest	Mandatory	EM → VNFM VNF → VNFM
CreateThresholdResponse	Mandatory	VNFM → EM VNFM → VNF

7.4.7.2 Input parameters

The input parameters sent when invoking the operation shall follow the indications provided in table 7.4.7.2-1.

Table 7.4.7.2-1: Create Threshold operation input parameters

Parameter	Qualifier	Cardinality	Content	Description
sourceSelector	M	1	ObjectSelection	Defines the VNF/VNFC related measured object(s) for which the threshold will be defined.
performanceMetric	M	1	String	Defines the performance metric on which the threshold will be defined.
thresholdType	M	1	Enum	Defines the type of threshold. The list of possible values is part of the protocol design and might include: single/ multi valued threshold, static/dynamic threshold, template based threshold, etc. VALUES: <ul style="list-style-type: none"> • SIMPLE: single-valued static threshold • Etc.
thresholdDetails	M	1	Not specified	Details of the threshold: value to be crossed, and direction in which it is crossed, details on the notification to be generated, etc.

7.4.7.3 Output parameters

The output parameters returned by the operation shall follow the indications provided in table 7.4.7.3-1.

Table 7.4.7.3-1: Create Threshold operation output parameters

Parameter	Qualifier	Cardinality	Content	Description
thresholdId	M	1	Identifier	Identifier of created threshold.

7.4.7.4 Operation results

The result of the operation indicates if it has been successful or not with a standard success/error result.

The thresholdId is only be returned when the operations have been successful.

7.4.8 Delete Thresholds operation

7.4.8.1 Description

This operation will allow the VNF/EM to delete one or more existing threshold(s).

Table 7.4.8.1-1 lists the information flow exchanged between the VNFM and the VNF/EM.

Table 7.4.8.1-1: Delete Thresholds operation

Message	Requirement	Direction
DeleteThresholdsRequest	Mandatory	EM → VNFM VNF → VNFM
DeleteThresholdsResponse	Mandatory	VNFM → EM VNFM → VNF

7.4.8.2 Input parameters

The input parameters sent when invoking the operation shall follow the indications provided in table 7.4.8.2-1.

Table 7.4.8.2-1: Delete Thresholds operation input parameters

Parameter	Qualifier	Cardinality	Content	Description
thresholdId	M	1..N	Identifier	Identifiers of the thresholds to be deleted.
NOTE: It is up to the protocol design stage to determine whether this operation will be modelled as a "bulk" operation that allows to delete multiple thresholds in one request, or as a series of requests that delete one threshold at a time.				

7.4.8.3 Output parameters

The output parameters returned by the operation shall follow the indications provided in table 7.4.8.3-1.

Table 7.4.8.3-1: Delete Thresholds operation output parameters

Parameter	Qualifier	Cardinality	Content	Description
deletedThresholdId	M	1..N	Identifier	Identifiers of the thresholds that have been deleted successfully.
NOTE: It is up to the protocol design stage to determine whether this operation will be modelled as a "bulk" operation that allows to delete multiple thresholds in one request, or as a series of requests that delete one threshold at a time.				

7.4.8.4 Operation results

The result of the operation indicates if it has been successful or not with a standard success/error result.

7.4.9 Query Threshold operation

7.4.9.1 Description

This operation will allow the VNF/EM to query the details of an existing threshold.

Table 7.4.9.1-1 lists the information flow exchanged between the VNFM and the VNF/EM.

Table 7.4.9.1-1: Query Threshold operation

Message	Requirement	Direction
QueryThresholdRequest	Mandatory	EM → VNFM VNF → VNFM
QueryThresholdResponse	Mandatory	VNFM → EM VNFM → VNF

7.4.9.2 Input parameters

The input parameters sent when invoking the operation shall follow the indications provided in table 7.4.9.2-1.

Table 7.4.9.2-1: Query Threshold operation input parameters

Parameter	Qualifier	Cardinality	Content	Description
filter	M	1	Filter	Filter defining the thresholds on which the query applies. It can be a single identifier, multiple identifiers or a wildcard.

7.4.9.3 Output parameters

The output parameters returned by the operation shall follow the indications provided in table 7.4.9.3-1.

Table 7.4.9.3-1: Query Threshold operation output parameters

Parameter	Qualifier	Cardinality	Content	Description
threshold	M	0..N	Threshold	List of threshold details matching the input filter.

7.4.9.4 Operation results

The result of the operation indicates if it has been successful or not with a standard success/error result.

7.4.10 Terminate Subscription operation

7.4.10.1 Description

This operation enables the EM/VNF to terminate a particular subscription.

NOTE: It is part of the protocol design stage whether terminating a subscription is represented as a separate "Terminate Subscription" operation or whether subscription-related information is managed as part of managing PM jobs and Thresholds. Table 7.4.10.1-1 lists the information flow exchanged between the EM/VNF and the VNFM.

Table 7.4.10.1-1: Terminate Subscription operation

Message	Requirement	Direction
TerminateSubscriptionRequest	Mandatory	EM → VNFM VNF → VNFM
TerminateSubscriptionResponse	Mandatory	VNFM → EM VNFM → VNF

7.4.10.2 Input parameters

The input parameters sent when invoking the operation shall follow the indications provided in table 7.4.10.2-1.

Table 7.4.10.2-1: Terminate Subscription operation input parameters

Parameter	Qualifier	Cardinality	Content	Description
subscriptionId	M	1	Identifier	Identifier of the subscription to be terminated.

7.4.10.3 Output parameters

None.

7.4.10.4 Operation results

After successful termination of a subscription, the identified subscription does not exist anymore, and the EM/VNF will not receive notifications related that subscription any longer. The result of the operation shall indicate if the subscription termination has been successful or not with a standard success/error result.

7.4.11 Query Subscription Info operation

7.4.11.1 Description

This operation enables the EM/VNF to query information about subscriptions.

NOTE: It is part of the protocol design stage whether querying information about subscriptions is represented as a separate "Query Subscription Info" operation or whether subscription-related information is managed as part of managing PM jobs and Thresholds.

Table 7.4.11.1-1 lists the information flow exchanged between the EM/VNF and the VNFM.

Table 7.4.11.1-1: Query Subscription operation

Message	Requirement	Direction
QuerySubscriptionInfoRequest	Mandatory	EM → VNFM VNF → VNFM
QuerySubscriptionInfoResponse	Mandatory	VNFM → EM VNFM → VNF

7.4.11.2 Input parameters

The input parameters sent when invoking the operation shall follow the indications provided in table 7.4.11.2-1.

Table 7.4.11.2-1: Query Subscription Info operation input parameters

Parameter	Qualifier	Cardinality	Content	Description
filter	M	1	Filter	Filtering criteria to select one or a set of subscriptions. Details are part of the protocol design.

7.4.11.3 Output parameters

The output parameters returned by the operation shall follow the indications provided in table 7.4.11.3-1.

Table 7.4.11.3-1: Query Subscription Info operation output parameters

Parameter	Qualifier	Cardinality	Content	Description
queryResult	M	0..N	Not specified	Information about the subscription(s) matching the query.

7.4.11.4 Operation results

After successful operation, the VNFM has queried the internal subscription objects. The result of the operation indicates if it has been successful or not with a standard success/error result. For a particular query, information about the subscriptions to notifications related to VNF performance management that the EM/VNF has access to and that are matching the filter shall be returned.

7.5 VNF Fault Management interface

7.5.1 Description

This interface shall allow the VNFM to provide alarms related to the VNF(s) and its VNFC(s) visible to the consumer.

Virtualised resource alarms collected by the VNFM will be filtered, correlated and modified by the VNFM and mapped to the corresponding VNF instance, resulting in alarms on the corresponding VNF and its VNFC(s).

NOTE: The alarms may be triggered by either upcoming NFVI operation and maintenance or changes in the state of the virtualised resources.

The fault management interface provided by the VNFM and consumed by the EM/VNF shall support the following operations:

- Subscribe operation (Subscription of EM/VNF with the VNFM for the notifications related to the alarms).
- Notify operation (Notifications of alarms or alarm state change from VNFM to EM/VNF).
- Get alarm list operation (Accessing active alarms from the VNFM to EM/VNF).
- Terminate Subscription operation.

- Query Subscription Info operation.
- Escalate perceived severity operation (Sharing of perceived severity with the VNFM).

The "Escalate Perceived Severity" (or "Escalate PerSev" for short) operation shall be supported by the VNFM and may be supported by the EM/VNF.

The "Acknowledge alarms" operation (Allowing alarm acknowledgement from the EM/VNF to the VNFM) shall be supported by VNFM and may be supported by EM/VNF.

7.5.2 Subscribe operation

7.5.2.1 Description

This operation enables the EM/VNF to subscribe with a filter for the notifications related to VNF alarms sent by the VNFM.

NOTE: Specification of filtering mechanism is part of the protocol design.

Table 7.5.2.1-1 lists the information flow exchanged between the VNF/EM and the VNFM.

Table 7.5.2.1-1: Subscribe operation

Message	Requirement	Direction
SubscribeRequest	Mandatory	EM → VNFM VNF → VNFM
SubscribeResponse	Mandatory	VNFM → EM VNFM → VNF

7.5.2.2 Input parameters

The input parameters sent when invoking the operation shall follow the indications provided in table 7.5.2.2-1.

Table 7.5.2.2-1: Subscribe operation input parameters

Parameter	Qualifier	Cardinality	Content	Description
filter	M	1	Filter	Input filter for selecting VNF(s) and related alarm notifications. This filter can contain information to select VNF instances, information to select notification types as defined in clause 7.5.3.1, and additional filter criteria on further attributes of the Alarm information element defined in clause 9.3.4 as chosen in the protocol design stage.

7.5.2.3 Output parameters

The output parameters returned by the operation shall follow the indications provided in table 7.5.2.3-1.

Table 7.5.2.3-1: Subscribe operation output parameters

Parameter	Qualifier	Cardinality	Content	Description
subscriptionId	M	1	Identifier	Identifier of the subscription returned.

7.5.2.4 Operation results

As a result of this operation, the VNFM shall indicate to the EM/VNF in the SubscribeResponse message whether the subscription was successful or not.

For a particular subscription, only notifications matching the filter will be delivered to the consumer.

7.5.3 Notify operation

7.5.3.1 Description

This operation distributes notifications to subscribers. It is a one-way operation issued by the VNFM towards the EM/VNF that cannot be invoked as an operation by the consumer (EM/VNF).

In order to receive notifications, the EM/VNF shall have a subscription. Table 7.5.3.1-1 lists the information flow exchanged between the VNFM and the VNF/EM.

Table 7.5.3.1-1: Notify operation

Message	Requirement	Direction
Notify	Mandatory	VNFM → EM VNFM → VNF

The following notifications can be notified/sent by this operation:

- AlarmNotification. See clause 9.3.2.
- AlarmClearedNotification. See clause 9.3.3.
- AlarmListRebuiltNotification. See clause 9.3.6.

7.5.4 Get Alarm List operation

7.5.4.1 Description

This operation enables the EM/VNF to query the active alarms from the VNFM.

Table 7.5.4.1-1 lists the information flow exchanged between the VNFM and the EM/VNF.

Table 7.5.4.1-1: Get Alarm List operation

Message	Requirement	Direction
GetAlarmListRequest	Mandatory	EM → VNFM VNF → VNFM
GetAlarmListResponse	Mandatory	VNFM → EM VNFM → VNF

7.5.4.2 Input parameters

The input parameters sent when invoking the operation shall follow the indications provided in table 7.5.4.2-1.

Table 7.5.4.2-1: Get Alarm List operation input parameters

Parameter	Qualifier	Cardinality	Content	Description
filter	M	1	Filter	Input filter for selecting alarms related to multiple VNF instances, or related to a single VNF instance and selected VNFCs of that instance, possibly filtered by further criteria as defined below. This filter can contain the VNF identifier(s) as values of the managedObjectId attribute, VNFC identifier(s) as values of the vnfId attribute, and/or specific values of further attributes of the Alarm information element defined in clause 9.3.4 as chosen in the protocol design stage.

7.5.4.3 Output parameters

The output parameters returned by the operation shall follow the indications provided in table 7.5.4.3-1.

Table 7.5.4.3-1: Get Alarm List operation output parameters

Parameter	Qualifier	Cardinality	Content	Description
alarm	M	0..N	Alarm	Information about an alarm including AlarmId, affected VNF identifier, affected VNFC identifier and FaultDetails. The cardinality can be "0" to indicate that no Alarm could be retrieved based on the input Filter information (e.g. no matching alarm).

7.5.4.4 Operation results

The result of the operation indicates if it has been successful or not with a standard success/error result. For a particular request, only alarms matching the filter will be delivered to the EM/VNF.

7.5.5 Terminate Subscription operation

7.5.5.1 Description

This operation enables the EM/VNF to terminate a particular subscription.

Table 7.5.5.1-1 lists the information flow exchanged between the EM/VNF and the VNFM.

Table 7.5.5.1-1: Terminate Subscription operation

Message	Requirement	Direction
TerminateSubscriptionRequest	Mandatory	EM → VNFM VNF → VNFM
TerminateSubscriptionResponse	Mandatory	VNFM → EM VNFM → VNF

7.5.5.2 Input parameters

The input parameters sent when invoking the operation shall follow the indications provided in table 7.5.5.2-1.

Table 7.5.5.2-1: Terminate Subscription operation input parameters

Parameter	Qualifier	Cardinality	Content	Description
subscriptionId	M	1	Identifier	Identifier of the subscription to be terminated.

7.5.5.3 Output parameters

None.

7.5.5.4 Operation results

After successful termination of a subscription, the identified subscription does not exist anymore, and the EM/VNF will not receive notifications related that subscription any longer. The result of the operation shall indicate if the subscription termination has been successful or not with a standard success/error result.

7.5.6 Query Subscription Info operation

7.5.6.1 Description

This operation enables the EM/VNF to query information about subscriptions.

Table 7.5.6.1-1 lists the information flow exchanged between the EM/VNF and the VNFM.

Table 7.5.6.1-1: Query Subscription operation

Message	Requirement	Direction
QuerySubscriptionInfoRequest	Mandatory	EM → VNFM VNF → VNFM
QuerySubscriptionInfoResponse	Mandatory	VNFM → EM VNFM → VNF

7.5.6.2 Input parameters

The input parameters sent when invoking the operation shall follow the indications provided in table 7.5.6.2-1.

Table 7.5.6.2-1: Query Subscription Info operation input parameters

Parameter	Qualifier	Cardinality	Content	Description
filter	M	1	Filter	Filtering criteria to select one or a set of subscriptions. Details are part of the protocol design.

7.5.6.3 Output parameters

The output parameters returned by the operation shall follow the indications provided in table 7.5.6.3-1.

Table 7.5.6.3-1: Query Subscription Info operation output parameters

Parameter	Qualifier	Cardinality	Content	Description
queryResult	M	0..N	Not specified	Information about the subscription(s) matching the query.

7.5.6.4 Operation results

After successful operation, the VNFM has queried the internal subscription objects. The result of the operation indicates if it has been successful or not with a standard success/error result. For a particular query, information about the subscriptions to notifications related to VNF fault management that the EM/VNF has access to and that are matching the filter shall be returned.

7.5.7 Escalate perceived severity operation

7.5.7.1 Description

This operation enables the EM/VNF to share its view of the perceived severity of an alarm with the VNFM. This operation does not directly modify the value of perceived severity attribute in the alarm information element within the VNFM. VNFM implementation (e.g. controlled by operator configuration) will determine how it should act upon receipt of the requested change in perceived severity. Some requests from the EM/VNF may be respected and applied directly by the VNFM, while others may be ignored by the VNFM.

Table 7.5.7.1-1 lists the information flow exchanged between the VNFM and the EM/VNF.

Table 7.5.7.1-1: Escalate PerSev operation

Message	Requirement	Direction
EscalatePerSevRequest	Mandatory	EM → VNFM VNF → VNFM
EscalatePerSevResponse	Mandatory	VNFM → EM VNFM → VNF
NOTE:	If the EM/VNF supports the Escalate PerSev operation, then both the "EscalatePerSevRequest" and "EscalatePerSevResponse" messages shall be supported.	

7.5.7.2 Input parameters

The input parameters sent when invoking the operation shall follow the indications provided in table 7.5.7.2-1.

Table 7.5.7.2-1: Escalate PerSev operation input parameters

Parameter	Qualifier	Cardinality	Content	Description
alarmId	M	1	Identifier (Reference to Alarm)	Identifier of the alarm
perceivedSeverity	M	1	Enum	New value of the alarm severity (as perceived by the consumer). VALUES: <ul style="list-style-type: none"> • CRITICAL • MAJOR • MINOR • WARNING • INDETERMINATE • CLEARED

7.5.7.3 Output parameters

There are no output parameters defined for this operation.

7.5.7.4 Operation results

The result of the operation indicates if it has been successful or not with a standard success/error result. If/when the VNFM makes the change to the perceivedSeverity for the given alarm based on this operation, the VNFM will send an alarm notification to the EM/VNF (and the NFVO) containing the updated value of perceivedSeverity.

7.5.8 Acknowledge alarms operation

7.5.8.1 Description

This operation enables the EM/VNF to acknowledge alarms at VNFM.

Table 7.5.8.1-1 lists the information flow exchanged between the VNFM and the EM/VNF.

Table 7.5.8.1-1: Acknowledge alarms operation

Message	Requirement	Direction
AcknowledgeAlarmsRequest	Mandatory	EM → VNFM VNF → VNFM
AcknowledgeAlarmsResponse	Mandatory	VNFM → EM VNFM → VNF
NOTE: If the EM/VNF supports the Acknowledge alarms operation, then both AcknowledgeAlarmsRequest and AcknowledgeAlarmsResponse shall be supported.		

7.5.8.2 Input parameters

The input parameters sent when invoking the operation shall follow the indications provided in table 7.5.8.2-1.

Table 7.5.8.2-1: Acknowledge alarms operation input parameters

Parameter	Qualifier	Cardinality	Content	Description
alarmId	M	1..N	Identifier (Reference to Alarm)	Identifier of an individual alarm to be acknowledged, or multiple identifiers of the alarms to be acknowledged. See note.
NOTE: It is up to the protocol design stage to determine whether this operation will be modelled as a "bulk" operation that allows to acknowledge multiple alarms in one request, or as a series of requests that acknowledge one alarm at a time.				

7.5.8.3 Output parameters

The output parameters returned by the operation shall follow the indications provided in table 7.5.8.3-1.

Table 7.5.8.3-1: Acknowledge alarms operation output parameters

Parameter	Qualifier	Cardinality	Content	Description
acknowledgedAlarmId	M	1..N	Identifier (Reference to Alarm)	Identifier of an individual alarm that is acknowledged, or multiple identifiers of the alarms that are acknowledged. See note.
NOTE: It is up to the protocol design stage to determine whether this operation will be modelled as a "bulk" operation that allows to acknowledge multiple alarms in one request, or as a series of requests that acknowledge one alarm at a time.				

7.5.8.4 Operation results

The result of the operation indicates if it has been successful or not with a standard success/error result.

7.6 Void

7.7 Policy Management interface

7.7.1 Description

This interface allows the EM to invoke policy management operations towards the VNFM.

The following policy management operations are defined for this interface:

- Transfer Policy
- Delete Policy
- Query Policy
- Activate Policy
- Deactivate Policy
- Associate Policy
- Disassociate Policy

This interface allows the EM to manage subscriptions to notifications sent by the VNFM which inform about changes of a policy and about any detected policy conflicts. It allows the VNFM to provide such notifications to the subscriber (e.g. EM).

7.7.2 Transfer Policy operation

7.7.2.1 Description

This operation enables the EM to transfer a NFV-MANO policy to the VNFM. Table 7.7.2.1-1 lists the information flow exchanged between the EM and the VNFM.

Table 7.7.2.1-1: Transfer Policy operation

Message	Requirement	Direction
TransferPolicyRequest	Mandatory	EM → VNFM
TransferPolicyResponse	Mandatory	VNFM → EM

7.7.2.2 Input parameters

The input parameters sent when invoking the operation shall follow the indications provided in table 7.7.2.2-1.

Table 7.7.2.2-1: Transfer Policy operation input parameters

Parameter	Qualifier	Cardinality	Content	Description
designer	M	1	String	Human readable name of designer of the policy.
name	M	1	String	Human readable name of the policy.
version	M	1	Version	Version of the policy. Its value shall be the same as the one within the policy being transferred, i.e. the "policyVersion" attribute in the "Policy" information element specified in ETSI GS NFV-IFA 048 [7].
policy	M	1	Policy	Specifies the policy. See notes 1 and 2. "Policy" is specified in clause 5.2 of ETSI GS NFV-IFA 048 [7].
NOTE 1: An identifier for uniquely identifying the policy is included in the policy.				
NOTE 2: The EM may use this operation to update an existing policy with a new version. Different policy versions share the same internal identifier of the policy but having different PolicyInfo instances. The design of different policy versions and their business logic is out of the scope of the present document.				

7.7.2.3 Output parameters

The output parameters returned by the operation shall follow the indications provided in table 7.7.2.3-1.

Table 7.7.2.3-1: Transfer Policy operation output parameters

Parameter	Qualifier	Cardinality	Content	Description
policyInfoId	M	1	Identifier	Identifier of the policy information created by the VNFM.

7.7.2.4 Operation results

In case of success, the NFV-MANO policy is transferred to the VNFM and corresponding policy information is created by the VNFM. In case of failure, appropriate error information is returned.

7.7.3 Delete Policy operation

7.7.3.1 Description

This operation enables the EM to delete one or multiple NFV-MANO policy(ies) from the VNFM. Table 7.7.3.1-1 lists the information flow exchanged between the EM and the VNFM.

Table 7.7.3.1-1: Delete Policy operation

Message	Requirement	Direction
DeletePolicyRequest	Mandatory	EM → VNFM
DeletePolicyResponse	Mandatory	VNFM → EM

7.7.3.2 Input parameters

The input parameters sent when invoking the operation shall follow the indications provided in table 7.7.3.2-1.

Table 7.7.3.2-1: Delete Policy operation input parameters

Parameter	Qualifier	Cardinality	Content	Description
policyInfo	M	1..N	Identifier(Reference to PolicyInfo)	Identifier(s) of policy information.
NOTE: It is up to the protocol design stage to determine whether this operation will be modelled as a "bulk" operation that allows to delete multiple policies in one request, or as a series of requests that delete one policy at a time.				

7.7.3.3 Output parameters

The output parameters returned by the operation shall follow the indications provided in table 7.7.3.3-1.

Table 7.7.3.3-1: Delete Policy operation output parameters

Parameter	Qualifier	Cardinality	Content	Description
deletedPolicyInfo	M	0..N	Identifier (Reference to PolicyInfo)	Identifier(s) of the deleted NFV-MANO policy information.

7.7.3.4 Operation results

In case of success, the NFV-MANO policy(ies) are deleted from the VNFM, and a success indicator is returned to the EM. In case of failure, appropriate error information is returned.

7.7.4 Query Policy operation

7.7.4.1 Description

This operation enables the EM to query the information from the VNFM on one or multiple NFV-MANO policy(ies). Table 7.7.4.1-1 lists the information flow exchanged between the EM and the VNFM.

Table 7.7.4.1-1: Query Policy operation

Message	Requirement	Direction
QueryPolicyRequest	Mandatory	EM → VNFM
QueryPolicyResponse	Mandatory	VNFM → EM

7.7.4.2 Input parameters

The input parameters sent when invoking the operation shall follow the indications provided in table 7.7.4.2-1.

Table 7.7.4.2-1: Query Policy operation input parameters

Parameter	Qualifier	Cardinality	Content	Description
filter	M	1	Filter	Filter defining the NFV-MANO policy information on which the query applies, based on attributes of NFV-MANO policy information. It can also be used to specify one or more NFV-MANO policy(ies) information to be queried by providing their identifiers.
attributeSelector	M	0..N	String	Provides a list of attribute names of NFV-MANO policy information. If present, only these attributes are returned for the policy information matching the filter. If absent, the complete policy information is returned.

7.7.4.3 Output parameters

The output parameters returned by the operation shall follow the indications provided in table 7.7.4.3-1.

Table 7.7.4.3-1: Query Policy operation output parameters

Parameter	Qualifier	Cardinality	Content	Description
queryNsPolicyInfoResult	M	0..N	PolicyInfo	NFV-MANO policy information matching the input filter. If attributeSelector is present, only the attributes listed in attributeSelector are returned for the selected policy information. See note.
NOTE: The lower cardinality is 0 since there may be no matches to the provided filter.				

7.7.4.4 Operation results

After success operation, the VNFM has queried the internal NFV-MANO policy information. The result of the operation indicates whether it has been successful or not with a standard success/error result. For a particular query, policy information that is matching the filter shall be returned.

7.7.5 Activate Policy operation

7.7.5.1 Description

This operation enables the EM to activate one or multiple NFV-MANO policy(ies) in the VNFM. Table 7.7.5.1-1 lists the information flow exchanged between the EM and the VNFM.

Table 7.7.5.1-1: Activate Policy operation

Message	Requirement	Direction
ActivatePolicyRequest	Mandatory	EM → VNFM
ActivatePolicyResponse	Mandatory	VNFM → EM

7.7.5.2 Input parameters

The input parameters sent when invoking the operation shall follow the indications provided in table 7.7.5.2-1.

Table 7.7.5.2-1: Activate Policy operation input parameters

Parameter	Qualifier	Cardinality	Content	Description
policyInfold	M	1..N	Identifier(Reference to PolicyInfo)	Identifier(s) of policy information. See note.
NOTE: It is up to the protocol design stage to determine whether this operation will be modelled as a "bulk" operation that allows to activate multiple policies in one request, or as a series of requests that activate one policy at a time.				

7.7.5.3 Output parameters

The output parameters returned by the operation shall follow the indications provided in table 7.7.5.3-1.

Table 7.7.5.3-1: Activate Policy operation output parameters

Parameter	Qualifier	Cardinality	Content	Description
activatedPolicyInfo	M	0..N	Identifier (Reference to PolicyInfo)	Identifier(s) of the activated NFV-MANO policy(ies).

7.7.5.4 Operation results

In case of success, the NFV-MANO policy(ies) are activated in the VNFM, and a success indicator is returned to the EM. In case of failure, appropriate error information is returned.

7.7.6 Deactivate Policy operation

7.7.6.1 Description

This operation enables the EM to deactivate one or multiple NFV-MANO policy(ies) in the VNFM. Table 7.7.6.1-1 lists the information flow exchanged between the EM and the VNFM.

Table 7.7.6.1-1: Deactivate Policy operation

Message	Requirement	Direction
DeactivatePolicyRequest	Mandatory	EM → VNFM
DeactivatePolicyResponse	Mandatory	VNFM → EM

7.7.6.2 Input parameters

The input parameters sent when invoking the operation shall follow the indications provided in table 7.7.6.2-1.

Table 7.7.6.2-1: Deactivate Policy operation input parameters

Parameter	Qualifier	Cardinality	Content	Description
policyInfo	M	1..N	Identifier(Reference to PolicyInfo)	Identifier(s) of policy information. See note.
NOTE: It is up to the protocol design stage to determine whether this operation will be modelled as a "bulk" operation that allows to deactivate multiple policies in one request, or as a series of requests that deactivate one policy at a time.				

7.7.6.3 Output parameters

The output parameters returned by the operation shall follow the indications provided in table 7.7.6.3-1.

Table 7.7.6.3-1: Deactivate Policy operation output parameters

Parameter	Qualifier	Cardinality	Content	Description
deactivatedPolicyInfo	M	0..N	Identifier (Reference to PolicyInfo)	Identifier(s) of the deactivated NFV-MANO policy(ies).

7.7.6.4 Operation results

In case of success, the NFV-MANO policy(ies) are deactivated in the VNFM, and a success indicator is returned to the EM. In case of failure, appropriate error information is returned.

7.7.7 Subscribe operation

7.7.7.1 Description

This operation enables the EM to subscribe with a filter for the notifications sent by the VNFM which are related to changes of a policy and any detected policy conflicts. Changes of a policy are related to operations of transferring policy, deleting policy, activating policy, deactivating policy, associating policy and disassociating policy.

Table 7.7.7.1-1 lists the information flow exchanged between the EM and the VNFM.

Table 7.7.7.1-1: Subscribe operation

Message	Requirement	Direction
SubscribeRequest	Mandatory	EM → VNFM
SubscribeResponse	Mandatory	VNFM → EM

7.7.7.2 Input parameters

The input parameters sent when invoking the operation shall follow the indications provided in table 7.7.7.2-1.

Table 7.7.7.2-1: Subscribe operation input parameters

Parameter	Qualifier	Cardinality	Content	Description
filter	M	1	Filter	Input filter for selecting the notifications. This filter can contain information about specific types of notifications to subscribe to, or attributes of the PolicyInfo. Details are part of the protocol design.

7.7.7.3 Output parameters

The output parameters returned by the operation shall follow the indications provided in table 7.7.7.3-1.

Table 7.7.7.3-1: Subscribe operation output parameters

Parameter	Qualifier	Cardinality	Content	Description
subscriptionId	M	1	Identifier	Identifier of the subscription realized.

7.7.7.4 Operation results

After successful subscription, the consumer (EM) is registered to receive notifications about events related to changes of a policy and any detected policy conflicts.

The result of the operation shall indicate if the subscription has been successful or not with a standard success/error result. For a particular subscription, only notifications matching the filter will be delivered to the consumer.

7.7.8 Notify operation

7.7.8.1 Description

This operation notifies a subscriber about events related to notifications about changes of a policy and any detected policy conflicts.

This operation distributes notifications to subscribers. It is a one-way operation issued by the producer (VNFM) that cannot be invoked as an operation by the consumer (EM). In order to receive notifications, the consumer (EM) has to perform an explicit Subscribe operation beforehand.

Table 7.7.8.1-1 lists the information flow exchanged between the EM and the VNFM.

Table 7.7.8.1-1: Notify operation

Message	Requirement	Direction
Notify	Mandatory	VNFM → EM

The following notifications can be notified/sent by this operation:

- PolicyChangeNotification. See clause 9.9.3.
- PolicyConflictNotification. See clause 9.9.4.

7.7.9 Terminate Subscription operation

7.7.9.1 Description

This operation enables the EM to terminate a particular subscription.

Table 7.7.9.1-1 lists the information flow exchanged between the EM and the VNFM.

Table 7.7.9.1-1: Terminate Subscription operation

Message	Requirement	Direction
TerminateSubscriptionRequest	Mandatory	EM → VNFM
TerminateSubscriptionResponse	Mandatory	VNFM → EM

7.7.9.2 Input parameters

The input parameters sent when invoking the operation shall follow the indications provided in table 7.7.9.2-1.

Table 7.7.9.2-1: Terminate Subscription operation input parameters

Parameter	Qualifier	Cardinality	Content	Description
subscriptionId	M	1	Identifier	Identifier of the subscription to be terminated.

7.7.9.3 Output parameters

None.

7.7.9.4 Operation results

After successful termination of a subscription, the identified subscription does not exist anymore, and the EM will not receive notifications related that subscription any longer. The result of the operation shall indicate if the subscription termination has been successful or not with a standard success/error result.

7.7.10 Query Subscription Info operation

7.7.10.1 Description

This operation enables the EM to query information about subscriptions.

Table 7.7.10.1-1 lists the information flow exchanged between the EM and the VNFM.

Table 7.7.10.1-1: Query Subscription Info operation

Message	Requirement	Direction
QuerySubscriptionInfoRequest	Mandatory	EM → VNFM
QuerySubscriptionInfoResponse	Mandatory	VNFM → EM

7.7.10.2 Input parameters

The input parameters sent when invoking the operation shall follow the indications provided in table 7.7.10.2-1.

Table 7.7.10.2-1: Query Subscription Info operation input parameters

Parameter	Qualifier	Cardinality	Content	Description
filter	M	1	Filter	Filtering criteria to select one or a set of subscriptions. Details are part of the protocol design.

7.7.10.3 Output parameters

The output parameters returned by the operation shall follow the indications provided in table 7.7.10.3-1.

Table 7.7.10.3-1: Query Subscription Info operation output parameters

Parameter	Qualifier	Cardinality	Content	Description
queryResult	M	0..N	Not specified	Information about the subscription(s) matching the query.

7.7.10.4 Operation results

After successful operation, the VNFM has queried the internal subscription objects. The result of the operation indicates if it has been successful or not with a standard success/error result. For a particular query, information about the subscriptions to notifications related to changes of a policy and any detected policy conflicts that the EM has access to and that are matching the filter shall be returned.

7.7.11 Associate Policy operation

7.7.11.1 Description

This operation enables the EM to associate a MANO policy to one or multiple VNF instances in the VNFM.

Table 7.7.11.1-1 lists the information flow exchanged between the EM and the VNFM.

Table 7.7.11.1-1: Associate Policy operation

Message	Requirement	Direction
AssociatePolicyRequest	Mandatory	EM → VNFM
AssociatePolicyResponse	Mandatory	VNFM → EM

7.7.11.2 Input parameters

The input parameters sent when invoking the operation shall follow the indications provided in table 7.7.11.2-1.

Table 7.7.11.2-1: Associate Policy operation input parameters

Parameter	Qualifier	Cardinality	Content	Description
policyInfoId	M	1	Identifier (Reference to PolicyInfo)	Identifier of policy information.
vnfInstanceId	M	1..N	Identifier	Identifier(s) of the VNF instance(s) to associate policy to. See note.
NOTE: It is up to the protocol design stage to determine whether this operation will be modelled as a "bulk" operation that allows to associate a policy to multiple VNF instances in one request, or as a series of requests that associate the policy to one VNF instance at a time.				

7.7.11.3 Output parameters

The output parameters returned by the operation shall follow the indications provided in table 7.7.11.3-1.

Table 7.7.11.3-1: Associate Policy operation output parameters

Parameter	Qualifier	Cardinality	Content	Description
vnfInstanceId	M	0..N	Identifier	Identifier(s) of the VNF instance(s) to which the policy has been associated.

7.7.11.4 Operation results

After successful operation, the VNFM has associated the MANO policy to the VNF instance(s), and a success indicator is returned to the EM. In case of failure, appropriate error information is returned. The associations performed via the present interface operation take precedence and override any of the associations defined by "targetObjectId", if present, within the policy itself as defined by the "Policy" information element specified in ETSI GS NFV-IFA 048 [7].

7.7.12 Disassociate Policy operation

7.7.12.1 Description

This operation enables the EM to disassociate a MANO policy from one or multiple VNF instances in the VNFM.

Table 7.7.12.1-1 lists the information flow exchanged between the EM and the VNFM.

Table 7.7.12.1-1: Disassociate Policy Info operation

Message	Requirement	Direction
DisassociatePolicyRequest	Mandatory	EM → VNFM
DisassociatePolicyResponse	Mandatory	VNFM → EM

7.7.12.2 Input parameters

The input parameters sent when invoking the operation shall follow the indications provided in table 7.7.12.2-1.

Table 7.7.12.2-1: Disassociate Policy operation input parameters

Parameter	Qualifier	Cardinality	Content	Description
policyInfoId	M	1	Identifier (Reference to PolicyInfo)	Identifier of policy information.
vnfInstanceId	M	1..N	Identifier	Identifier(s) of the VNF instance(s) to disassociate policy from. See note.
NOTE: It is up to the protocol design stage to determine whether this operation will be modelled as a "bulk" operation that allows to disassociate a policy from multiple VNF instances in one request, or as a series of requests that disassociate the policy from one VNF instance at a time.				

7.7.12.3 Output parameters

The output parameters returned by the operation shall follow the indications provided in table 7.7.12.3-1.

Table 7.7.12.3-1: Disassociate Policy operation output parameters

Parameter	Qualifier	Cardinality	Content	Description
queryResult	M	0..N	Not specified	Information about the subscription(s) matching the query.

7.7.12.4 Operation results

After successful operation, the VNFM has disassociated the MANO policy from the VNF instance(s), and a success indicator is returned to the EM. In case of failure, appropriate error information is returned. By "targetObjectId", if present, within the policy itself as defined by the "Policy" information element specified in ETSI GS NFV-IFA 048 [7].

7.8 Void

8 EM exposed interfaces

8.1 Introduction

This clause defines the interfaces exposed by the EM towards the VNFM over the Ve-Vnfm reference point.

NOTE: The fact that information elements and attributes are presented in tabular form does not preclude protocol designs in which these information elements and attributes are encoded in different parts of request and response messages. For example, in a RESTful interface, parts of them may be encoded in the URL, in the message header, in the message body or any combination thereof.

8.2 Indicator Interface

8.2.1 Description

This interface allows the EM to provide information on value changes of VNF related indicators. VNF related indicators are declared in the VNFD.

The following operations are defined for this interface:

- Subscribe.
- Notify.
- Get Indicator Value.
- Terminate Subscription.
- Query Subscription Info.

8.2.2 Subscribe operation

8.2.2.1 Description

This operation enables the VNFM to subscribe with a filter for the notifications related to VNF indicator value changes sent by the EM.

NOTE: Specification of filtering mechanism is part of the protocol design.

Table 8.2.2.1-1 lists the information flow exchanged between the VNFM and the EM.

Table 8.2.2.1-1: Subscribe operation

Message	Requirement	Direction
SubscribeRequest	Mandatory	VNFM → EM
SubscribeResponse	Mandatory	EM → VNFM

8.2.2.2 Input parameters

The input parameters sent when invoking the operation are listed in table 8.2.2.2-1.

Table 8.2.2.2-1: Subscribe operation input parameters

Parameter	Qualifier	Cardinality	Content	Description
filter	M	1	Filter	Input filter for selecting VNFs and related indicators.

8.2.2.3 Output parameters

The output parameters returned by the operation are listed in table 8.2.2.3-1.

Table 8.2.2.3-1: Subscribe operation output parameters

Parameter	Qualifier	Cardinality	Content	Description
subscriptionId	M	1	Identifier	Identifier of the subscription returned.

8.2.2.4 Operation results

As a result of this operation, the EM shall indicate to the VNFM in the SubscribeResponse message whether the subscription was successful or not.

For a particular subscription, only notifications matching the filter will be delivered to the consumer.

8.2.3 Notify operation

8.2.3.1 Description

This operation distributes notifications to subscribers. It is a one-way operation issued by the EM towards the VNFM that cannot be invoked as an operation by the consumer (VNFM).

In order to receive notifications, the VNFM shall have a subscription.

Table 8.2.3.1-1 lists the information flow exchanged between the VNFM and the EM.

Table 8.2.3.1-1: Notify operation

Message	Requirement	Direction
Notify	Mandatory	EM → VNFM

The following notification can be notified/sent by this operation:

- IndicatorValueChangeNotification (see clause 9.6.2)
- SupportedIndicatorsChangeNotification (see clause 9.6.4)

8.2.4 Get Indicator Value operation

8.2.4.1 Description

This operation enables VNFM to request the actual value of a given indicator from the EM.

Table 8.2.4.1-1 lists the information flow exchanged between the VNFM and the EM.

Table 8.2.4.1-1: Get Indicator Value operation

Message	Requirement	Direction
GetIndicatorValueRequest	Mandatory	VNFM → EM
GetIndicatorValueResponse	Mandatory	EM → VNFM

8.2.4.2 Input parameters

The input parameters sent when invoking the operation are listed in table 8.2.4.2-1.

Table 8.2.4.2-1: Get Indicator Value operation input parameters

Parameter	Qualifier	Cardinality	Content	Description
filter	M	1	Filter	Input filter for selecting VNFs and related indicators.

8.2.4.3 Output parameters

The output parameters returned by the operation are listed in table 8.2.4.3-1.

Table 8.2.4.3-1: Get Indicator Value operation output parameters

Parameter	Qualifier	Cardinality	Content	Description
indicatorInformation	M	0..N	IndicatorInformation	The requested indicator values as a complex structure having the VNF Instance ID, Indicator and the value of the Indicator.

8.2.4.4 Operation results

The result of the operation indicates if it has been successful or not with a standard success/error result. For a particular request, only indicators matching the filter will be delivered to the VNFM.

8.2.5 Terminate Subscription operation

8.2.5.1 Description

This operation enables the VNFM to terminate a particular subscription.

Table 8.2.5.1-1 lists the information flow exchanged between the VNFM and the EM.

Table 8.2.5.1-1: Terminate Subscription operation

Message	Requirement	Direction
TerminateSubscriptionRequest	Mandatory	VNFM → EM
TerminateSubscriptionResponse	Mandatory	EM → VNFM

8.2.5.2 Input parameters

The input parameters sent when invoking the operation shall follow the indications provided in table 8.2.5.2-1.

Table 8.2.5.2-1: Terminate Subscription operation input parameters

Parameter	Qualifier	Cardinality	Content	Description
subscriptionId	M	1	Identifier	Identifier of the subscription to be terminated.

8.2.5.3 Output parameters

None.

8.2.5.4 Operation results

After successful termination of a subscription, the identified subscription does not exist anymore, and the VNFM will not receive notifications related that subscription any longer. The result of the operation shall indicate if the subscription termination has been successful or not with a standard success/error result.

8.2.6 Query Subscription Info operation

8.2.6.1 Description

This operation enables the VNFM to query information about subscriptions.

Table 8.2.6.1-1 lists the information flow exchanged between the VNFM and the EM.

Table 8.2.6.1-1: Query Subscription operation

Message	Requirement	Direction
QuerySubscriptionInfoRequest	Mandatory	VNFM → EM
QuerySubscriptionInfoResponse	Mandatory	EM → VNFM

8.2.6.2 Input parameters

The input parameters sent when invoking the operation shall follow the indications provided in table 8.2.6.2-1.

Table 8.2.6.2-1: Query Subscription Info operation input parameters

Parameter	Qualifier	Cardinality	Content	Description
filter	M	1	Filter	Filtering criteria to select one or a set of subscriptions. Details are part of the protocol design.

8.2.6.3 Output parameters

The output parameters returned by the operation shall follow the indications provided in table 8.2.6.3-1.

Table 8.2.6.3-1: Query Subscription Info operation output parameters

Parameter	Qualifier	Cardinality	Content	Description
queryResult	M	0..N	Not specified	Information about the subscription(s) matching the query.

8.2.6.4 Operation results

After successful operation, the EM has queried the internal subscription objects. The result of the operation indicates if it has been successful or not with a standard success/error result. For a particular query, information about the subscriptions to notifications related to VNF indicator value changes that the VNFM has access to and that are matching the filter shall be returned.

8.3 LCM Coordination interface

8.3.1 Description

This interface enables a VNFM to request an EM to perform coordinative actions during LCM operations.

The following operations shall be supported:

- CoordinateLcmOperation.

8.3.2 CoordinateLcmOperation operation

8.3.2.1 Description

This operation enables a VNFM to request the coordination of an LCM operation with management operations executed in the EM by invoking a coordination action towards the EM. The coordination can be needed at various stages of the LCM operation. The corresponding execution of the LCM operation within the VNFM will be paused until the response is received or no response is received until the expiration of a timer.

The response includes an indication whether to continue or abort the LCM operation execution and may include additional information.

The CoordinateLcmOperation operation allows the following use cases:

- 1) Following the execution of a coordination action, the execution of the LCM operation occurrence is continued immediately.
- 2) Following the execution of a coordination action, the execution of the LCM operation occurrence is aborted immediately.
- 3) Following the execution of a coordination action, the execution of the LCM operation occurrence is continued after a delay.
- 4) Following the execution of a coordination action, the same coordination action is retried after a delay.

Table 8.3.2.1-1 lists the information flow exchanged between the EM and the VNFM.

NOTE: As part of the protocol design stage, it is foreseen that the cancellation of a pending coordination will be specified.

Table 8.3.2.1-1: CoordinateLcmOperation operation

Information Flow	Requirement	Direction
CoordinateLcmOperationRequest	Mandatory	VNFM → EM
CoordinateLcmOperationResponse	Mandatory	EM → VNFM

It is declared in the VNFD in the "coordinationStage" attribute (see ETSI GS NFV-IFA 011 [4], clause 7.1.16.2.2) whether a particular coordination action is invoked at the start of the LCM operation (i.e. after granting but before any modifications are performed) or at the end of the LCM operation (i.e. after all modifications have been performed). If that attribute is not defined, the coordination action is performed at an intermediate stage during an LCM operation, as determined by means outside the scope of the present document, such as VNFM-internal logic or LCM script.

Coordination actions can be VNF-specific or can be standardized. A number of standardized coordination actions which may be supported by the VNF or its operation supporting management systems (e.g. EM) are defined in clause 9.11.

8.3.2.2 Input parameters

The input parameters sent when invoking the operation are provided in table 8.3.2.2-1.

Table 8.3.2.2-1: CoordinateLcmOperation operation input parameters

Parameter	Qualifier	Cardinality	Content	Description
vnfInstanceld	M	1	Identifier	Uniquely identifies the VNF instance.
lifecycleOperationOccurrenceld	M	1	Identifier	The identifier of LCM operation occurrence concerning the coordination.
lcmOperationType	M	1	Not specified	Indicates the type of LCM operation concerning the coordination.

Parameter	Qualifier	Cardinality	Content	Description
coordinationActionName	M	1	Identifier	Indicates the LCM coordination action. The coordination actions that an EM supports for a particular VNF are declared in the VNFD (see ETSI GS NFV-IFA 011 [4], clauses 7.1.16.3 and 7.1.15.2.2).
inputParam	M	0..N	KeyValuePair	Additional parameters passed as input to the coordination action.
NOTE 1: Void. NOTE 2: Void.				

8.3.2.3 Output parameters

The output parameters sent when responding to the operation is provided in table 8.3.2.3-1.

Table 8.3.2.3-1: CoordinateLcmOperation operation output parameters

Parameter	Qualifier	Cardinality	Content	Description
coordinationResult	M	1	Enum	Indicates how the LCM operation execution is to be continued. VALUES: <ul style="list-style-type: none"> • ABORT • CONTINUE • CONTINUE_AFTER_DELAY • RETRY_AFTER_DELAY • Etc. See note.
operationResumeDelay	M	0..1	TimeDuration	The time interval to wait until the new coordination request is to be sent ("RETRY AFTER DELAY" coordinationResult) or the LCM operation execution can be resumed ("CONTINUE AFTER DELAY" coordinationResult). Shall be present in case the coordinationResult indicates a delay and shall be absent otherwise. See note.
outputParam	M	0..N	KeyValuePair	Additional information on the result of the coordination with the EM, e.g. on the reason for the indicated coordinationResult.
NOTE: Either the VNFM or the EM can execute the waiting cycle in the use cases that include a delay. In case the EM executes the waiting cycle, the "operationAction" values "CONTINUE_AFTER_DELAY" and "RETRY_AFTER_DELAY" and the "operationResumeDelay" attribute are not applicable.				

8.3.2.4 Operation results

As a result of this operation, the EM shall indicate to the VNFM in the CoordinateLcmOperationResponse message whether the requested coordination with the EM was successful or not.

Upon reception of a CoordinateLcmOperationResponse message, the VNFM has gathered information from the EM for the affected VNF to continue, delay (if applicable) or abort an LCM operation based on the success of the coordination with the EM.

9 Information elements exchanged over reference point Ve-Vnfm

9.1 Introduction

This clause defines, or references, definitions of information elements used in the interfaces defined in the present document.

The specification of the following information elements is part of the protocol design:

- String.
- Integer.
- Identifier.
- Filter.
- DateTime.
- Value.
- Version.
- KeyValuePair.

9.2 Information elements and notifications related to VNF Configuration Management

9.2.1 Introduction

This clause defines information elements and notifications related to VNF configuration management.

9.2.2 VnfConfiguration information element

9.2.2.1 Description

This data type provides the list of attributes for the configuration of a VNF instance.

9.2.2.2 Attributes

The VnfConfiguration information element shall follow the indications provided in table 9.2.2.2-1.

Table 9.2.2.2-1: Attributes of the VnfConfiguration information element

Attribute	Qualifier	Cardinality	Content	Description
cpConfiguration	M	0..N	CpConfiguration	External CPs See clause 9.2.4.
vnfSpecificData	M	0..N	KeyValuePair	Configuration object containing values of VNF configurable properties (see VnfConfigurableProperties in clause 7.1.12 of ETSI GS NFV-IFA 011 [4]) applicable to whole VNF instance. See notes 1 and 2.

NOTE 1: Cardinality "0" applies to information elements that are not requested to be modified.

NOTE 2: These data can be generated by LCM scripts available in the VNF package and executed by the VNFM, or be provided by the EM or NFVO.

9.2.3 VnfcConfiguration information element

9.2.3.1 Description

This data type provides the list of attributes for the configuration of a VNFC instance.

9.2.3.2 Attributes

The VnfcConfiguration information element shall follow the indications provided in table 9.2.3.2-1.

Table 9.2.3.2-1: Attributes of the VnfcConfiguration information element

Attribute	Qualifier	Cardinality	Content	Description
vnfcId	M	1	Identifier	Uniquely identifies a VNFC instance within the namespace of a specific VNF instance.
cp	M	0..N	CpConfiguration	Internal CPs. See clause 9.2.4.
certificateData	M	0..N	CertificateData	Certificates data to be configured or modified into VNFC instance. Shall be present if delegation-mode is used. Otherwise it shall be absent.
vnfcSpecificData	M	0..N	KeyValuePair	Configuration object containing values of VNFC configurable properties (see VnfcConfigurableProperties in clause 7.1.6.7 of ETSI GS NFV-IFA 011 [4]) applicable to a specific VNFC instance. See note.
NOTE: These data can be generated by LCM scripts available in the VNF package and executed by the VNFM, or be provided by the EM or NFVO.				

9.2.4 CpConfiguration information element

9.2.4.1 Description

This data type provides the list of attributes for the configuration of a CP instance.

9.2.4.2 Attributes

The CpConfiguration information element shall follow the indications provided in table 9.2.4.2-1.

Table 9.2.4.2-1: Attributes of the CpConfiguration information element

Attribute	Qualifier	Cardinality	Content	Description
cpId	M	1	Identifier	Uniquely identifies a CP instance within the namespace of a specific VNF instance or VNFC instance.
cpLabel	M	1	Not specified	Uniquely identifies a type of CP instance within the namespace of a VNFD.
address	M	1..N	CpAddress	Address and Port assigned to the CP. See clause 9.2.5.

9.2.5 CpAddress information element

9.2.5.1 Description

This data type provides the list of attributes associated to a CP instance address.

9.2.5.2 Attributes

The CpAddress information element shall follow the indications provided in table 9.2.5.2-1.

Table 9.2.5.2-1: Attributes of the CpAddress information element

Attribute	Qualifier	Cardinality	Content	Description
layerProtocol	M	0..1	Enum	Identifies which protocol the CP uses for connectivity purposes. VALUES: <ul style="list-style-type: none"> IP_OVER_ETHERNET Etc.
address	M	0..1	Not specified	The address assigned to the CP instance (e.g. IP address, MAC address, etc.). It shall be provided for configuring a fixed address. See note.
useDynamicAddress	M	0..1	Boolean	It determines whether an address shall be assigned dynamically. It shall be provided if a dynamic address needs to be configured on the CP.
port	M	0..1	Not specified	The port assigned to the CP instance (e.g. IP port number, Ethernet port number, etc.).
NOTE: The address information shall be compatible with the layerProtocol attribute.				

9.2.6 VnfcConfigurationKvp information element

9.2.6.1 Description

This information element provides the list of key value pairs for the configuration of a VNFC instance.

9.2.6.2 Attributes

The VnfcConfigurationKvp information element shall follow the indications provided in table 9.2.6.2-1.

Table 9.2.6.2-1: Attributes of the VnfcConfigurationKvp information element

Attribute	Qualifier	Cardinality	Content	Description
vnfcId	M	1	Identifier (Reference to VnfcInfo)	Uniquely identifies a VNFC instance within the namespace of a specific VNF instance.
vnfcConfigKvp	M	1..N	KeyValuePair	Configuration data for the VNFC instance. Configuration data can include values for the properties that are declared as configurable in the VNFD (see VnfcConfigurableProperties in clause 7.1.6.7 of ETSI GS NFV-IFA 011 [4]).

9.2.7 Void

9.2.8 CertificateData information element

9.2.8.1 Description

This clause describes the attributes for the CertificateData information element.

9.2.8.2 Attributes

The CertificateData information element shall follow the indications provided in table 9.2.8.2-1.

Table 9.2.8.2-1: Attributes of the CertificateData information element

Attribute	Qualifier	Cardinality	Content	Description
privateKey	M	0..1	Not specified	Private key paired with signed public key. VNFM shall generate both private key and public key and set this attribute. See note.

Attribute	Qualifier	Cardinality	Content	Description
certificateFile	M	0..1	Not specified	Signed certificate including public key and certificate chain. See note.
keystoreFile	M	0..1	Not specified	Keystore which includes the private key, signed certificate and certificate chain, e.g. pkcs#12, pfx. Credentials to read this file shall be provided to the VNF instance by outbound. See note.
certSubjectData	M	0..1	CertSubjectData	Subject to be signed.
certificateProfileName	M	0..1	Not specified	Name of certificate profile to be signed.

NOTE: Either set of "privatekey" and "certificateFile" or "keystoreFile" but not both shall be present.

9.3 Information elements and notifications related to VNF Fault Management

9.3.1 Introduction

This clause defines information elements and notifications related to VNF Fault Management.

9.3.2 AlarmNotification

9.3.2.1 Description

This notification informs the receiver of alarms related to the VNFs and their constituent VNFCs managed by the VNFM. Alarms are created in response to:

- faults detected by the VNFM; and
- faults generated due to changes in the state of virtualised resources used by the VNFs and their constituent VNFC instances managed by the VNFM.

NOTE: The alarms may be triggered by either upcoming NFVI operation and maintenance or changes in the state of the virtualised resources.

The notification is mandatory.

9.3.2.2 Trigger conditions

- An alarm has been created.
- An alarm has been updated, e.g. if the severity of the alarm has changed.

9.3.2.3 Attributes

The AlarmNotification shall follow the indications provided in table 9.3.2.3-1.

Table 9.3.2.3-1: Attributes of the AlarmNotification

Attribute	Qualifier	Cardinality	Content	Description
alarm	M	1	Alarm	Information about an alarm including AlarmId, affected VNF identifier, affected VNFC identifiers, and FaultDetails. For notifications related to changes in the state of virtualised resources (indicated using the attribute faultType), the alarm shall indicate: <ul style="list-style-type: none"> • the cause for the state change of the virtualised resource using the attribute probableCause, with possible values such as: maintenance of NFVI component, evacuation of NFVI component, etc.; • the identifier of the origin (VIM) responsible for the management of the virtualised resource with state change using the attribute faultDetails.

9.3.3 AlarmClearedNotification

9.3.3.1 Description

This notification informs the receiver of the clearing of an alarm related to the VNFs and their constituent VNFCs managed by the VNFM, e.g. the alarm's perceived severity is set to "cleared" since the corresponding fault has been solved.

The notification is mandatory.

9.3.3.2 Trigger conditions

- An alarm has been cleared.

9.3.3.3 Attributes

The AlarmClearedNotification shall follow the indications provided in table 9.3.3.3-1.

Table 9.3.3.3-1: Attributes of the AlarmClearedNotification

Attribute	Qualifier	Cardinality	Content	Description
alarmId	M	1	Identifier (Reference to Alarm)	Alarm identifier.
alarmClearedTime	M	1	DateTime	Timestamp indicating when the alarm was cleared.

9.3.4 Alarm information element

9.3.4.1 Description

The Alarm information element encapsulates information about an alarm.

9.3.4.2 Attributes

The Alarm information element shall follow the indications provided in table 9.3.4.2-1.

Table 9.3.4.2-1: Attributes of the Alarm information element

Attribute	Qualifier	Cardinality	Content	Description
alarmId	M	1	Identifier	Identifier of this Alarm information element.
managedObjectId	M	1	Identifier	Identifier of the affected managed object. The managed objects for this information element will be VNF instances. A VNF instance can have fault monitored sub-object types and identification information is carried as defined in the respective Alarm definition as defined in clause 7.3 of ETSI GS NFV-IFA 045 [8], e.g. using the "faultDetails" attribute.
vnfId	M	1..N	Identifier (Reference to VnfInfo)	Identifier of the affected VNFC(s).
rootCauseFaultyResource	M	0..1	FaultyResourceInfo	The virtualised resources that are causing the VNF/VNFC fault. Shall be present if the alarm affects virtualised resources. See note 1.
alarmRaisedTime	M	1	DateTime	Timestamp indicating when the alarm is raised by the managed object.

Attribute	Qualifier	Cardinality	Content	Description
alarmChangedTime	M	0..1	DateTime	Timestamp indicating when the alarm was last changed. It shall be present if the alarm has been updated.
alarmClearedTime	M	0..1	DateTime	Timestamp indicating when the alarm was cleared. It shall be present if the alarm has been cleared.
ackState	M	1	Enum	State of the alarm. VALUES: <ul style="list-style-type: none"> ACKNOWLEDGED UNACKNOWLEDGED
perceivedSeverity	M	1	Enum	Perceived severity of the managed object failure. VALUES: <ul style="list-style-type: none"> CRITICAL MAJOR MINOR WARNING INDETERMINATE CLEARED Valid values applicable to specific Alarms are specified as "Perceived severity" values of the Alarm applicable to Ve-Vnfm reference point, as defined in clause 7.3 of ETSI GS NFV-IFA 045 [8].
eventTime	M	1	DateTime	Timestamp indicating when the fault was observed. See note 2.
eventType	M	1	Enum	Type of the event. The values for the eventType attribute use the event type defined in Recommendation ITU-T X.733 [5]. VALUES: <ul style="list-style-type: none"> COMMUNICATIONS_ALARM PROCESSING_ERROR_ALARM ENVIRONMENTAL_ALARM QOS_ALARM EQUIPMENT_ALARM Valid values applicable to specific Alarms are specified as "Event type" values of the Alarm applicable to Ve-Vnfm reference point, as defined in clause 7.3 of ETSI GS NFV-IFA 045 [8].
faultType	M	0..1	String	Additional information related to the type of the fault. Valid values applicable to specific Alarms are specified as "Alarm definition identifier" values of the Alarm applicable to Ve-Vnfm reference point, as defined in clause 7.3 of ETSI GS NFV-IFA 045 [8].
probableCause	M	1	String	Information about the probable cause of the fault. Valid values applicable to specific Alarms are specified as "Probable cause" values of the Alarm applicable to Ve-Vnfm reference point, as defined in clause 7.3 of ETSI GS NFV-IFA 045 [8].
isRootCause	M	1	Boolean	Attribute indicating if this fault is the root for other correlated alarms. If TRUE, then the alarms listed in the Attribute CorrelatedAlarmId are caused by this fault.
correlatedAlarmId	M	0..N	Identifier (Reference to Alarm)	List of identifiers of other alarms correlated to this fault.

Attribute	Qualifier	Cardinality	Content	Description
faultDetails	M	0..N	Not specified	Provides additional information about the fault. See notes 1 and 2. Valid values applicable to specific Alarms are specified as "Fault details" values of the Alarm applicable to Ve-Vnfm reference point, as defined in clause 7.3 of ETSI GS NFV-IFA 045 [8].
NOTE 1: For a warning about upcoming impact due to NFVI operation and maintenance the rootCauseFaultyResource indicates a resource to be impacted. Further information on the upcoming impact (e.g. group of impacted resources, time of impact) is provided in the faultDetails attribute.				
NOTE 2: When alarms are due to upcoming NFVI operation and maintenance, the faultDetails shall include information about the anticipated time of the maintenance.				

9.3.5 FaultyResourceInfo information element

9.3.5.1 Description

The FaultyResourceInfo information element encapsulates information about faulty resource that has a negative impact on a VNF.

9.3.5.2 Attributes

The FaultyResourceInfo information element shall follow the indications provided in table 9.3.5.2-1.

Table 9.3.5.2-1: Attributes of the FaultyResourceInfo information element

Attribute	Qualifier	Cardinality	Content	Description
faultyResource	M	1	ResourceHandle	Information that identifies the faulty resource instance and its managing entity. See clause 9.4.7.
faultyResourceType	M	1	Enum	Type of the faulty resource. VALUES: <ul style="list-style-type: none"> • COMPUTE • STORAGE • NETWORK

9.3.6 AlarmListRebuiltNotification

9.3.6.1 Description

This notification informs the receiver that the active alarm list has been rebuilt by the VNFM. Upon receipt of this notification, the receiver needs to use the "Get Alarm List" operation to synchronize its view on current active alarms with that of the VNFM.

The notification is mandatory.

9.3.6.2 Trigger conditions

- Active alarm list has been rebuilt by the VNFM, e.g. if the VNFM detects its storage holding the alarm list is corrupted.

9.3.6.3 Attributes

The AlarmListRebuiltNotification does not contain any attributes.

9.4 Information elements related to VNF Lifecycle Management

9.4.1 Introduction

This clause defines information elements related to VNF Lifecycle Management.

9.4.2 VnfInfo information element

9.4.2.1 Description

The VnfInfo information element provides run-time information about a VNF instance.

9.4.2.2 Attributes

The VnfInfo information element shall follow the indications provided in table 9.4.2.2-1.

Table 9.4.2.2-1: Attributes of the VnfInfo information element

Attribute	Qualifier	Cardinality	Content	Description
vnfInstanceId	M	1	Identifier	Identifier of the VNF instance that is represented by this VnfInfo information element.
vnfInstanceName	M	0..1	String	VNF instance name. See note 1.
vnfInstanceDescription	M	0..1	String	Human-readable description of the VNF instance. See note 1.
vnfdId	M	1	Identifier (Reference to Vnfd)	Identifier of the VNFD on which the VNF instance is based. See notes 1, 2 and 4.
vnfProvider	M	1	String	See note 3.
vnfProductName	M	1	String	See note 3.
vnfSoftwareVersion	M	1	Version	See note 3.
vnfdVersion	M	1	Version	See note 3.
vnfConfigurableProperty	M	0..N	KeyValuePair	Additional VNF-specific attributes that provide the current values of the configurable properties of the VNF instance. These attributes represent values that are stored persistently in the VnfInfo information element and that correspond to configuration parameters of the VNF instance. Modifying the values of these attributes directly affects the configuration of the VNF instance if it exists. Configurable properties referred in this attribute shall be declared in the VNFD (see clause 7.1.12 in ETSI GS NFV-IFA 011 [4]). See notes 1 and 5.
certificateInfo	M	0..1	CertificateInfo	Information about certificate and certificate management in this VNF. Shall be present when using delegation-mode, otherwise shall be absent. Content of this attribute shall not be either added (if previously not set) or removed (if previously set) by using the Modify VnfInfo operation. See notes 1 and 5.
instantiationState	M	1	Enum	The instantiation state of the VNF instance. VALUES: <ul style="list-style-type: none"> NOT_INSTANTIATED: VNF instance is terminated or not instantiated, and the identifier of the VNF instance exists INSTANTIATED: VNF instance is instantiated
instantiatedVnfInfo	M	0..1	InstantiatedVnfInfo	Information specific to an instantiated VNF instance. Shall be present if the VNF is in INSTANTIATED instantiation state.

Attribute	Qualifier	Cardinality	Content	Description
metadata	M	0..N	KeyValuePair	Additional VNF-specific attributes that provide metadata describing the VNF instance. These attributes represent values that are stored persistently in the VnflInfo information element for consumption by functional blocks that invoke the VNF Lifecycle Management interface. They are not consumed by the VNFM or the lifecycle management scripts. Modifying the values of these attributes has no effect on the VNF instance, it only affects the information represented in VnflInfo. Metadata that the VNF provider foresees shall be declared in the VNFD (see clause 7.1.14.2 in ETSI GS NFV-IFA 011 [4]). The VNFM shall accept requests to write metadata that are not declared in the VNFD. See note 1.
extension	M	0..N	KeyValuePair	Additional VNF-specific attributes that affect the lifecycle management of this VNF instance. These attributes represent values that are stored persistently in the VnflInfo information element for consumption by the VNFM, or the lifecycle management scripts during the execution of VNF Lifecycle Management operations. Modifying the values of these attributes has no direct effect on the VNF instance; however, the modified attribute values can be considered during subsequent VNF Lifecycle Management operations, which means that the modified values can indirectly affect the configuration of the VNF instance. All extensions that are allowed for the VNF shall be declared in the VNFD (see clause 7.1.14.2 in ETSI GS NFV-IFA 011 [4]). See note 1.
<p>NOTE 1: This attribute in the VnflInfo shall be writable through the Modify VNF information operation (refer to clause 7.2.12).</p> <p>NOTE 2: This identifier, which is managed by the VNF provider, identifies the VNF Package and the VNFD in a globally unique way.</p> <p>NOTE 3: See ETSI GS NFV-IFA 011 [4], clause 7.1.2.2. This information is copied from the VNFD of the on-boarded VNF Package which was used to instantiate the VNF instance.</p> <p>NOTE 4: Modifying the value of this attribute can be performed when no conflicts exist between the previous and the newly referred VNF Package, e.g. when the new VNFD is not changed with respect to the previous VNFD apart from referencing to other VNF software image(s). In order to avoid misalignment of the VnflInfo with the current VNF's on-boarded VNF Package, the values copied from the VNFD of the on-boarded VNF Package (see note 3) need to be kept in sync.</p> <p>NOTE 5: These attributes are sometimes also referred to as configuration parameters applicable to a VNF. Some of these are set prior to instantiation and cannot be modified if the VNF is instantiated, some are set prior to instantiation (are part of initial configuration) and can be modified later, and others can be set only after instantiation. The applicability of certain configuration may depend on the VNF and the required operation of the VNF at a certain point in time.</p>				

9.4.3 InstantiatedVnflInfo information element

9.4.3.1 Description

This information element provides run-time information specific to an instantiated VNF instance.

Annex A provides examples illustrating the relationship among the different run-time information elements (CP, VL and link ports) used to represent the connectivity of a VNF.

9.4.3.2 Attributes

The InstantiatedVnflInfo information element shall follow the indications provided in table 9.4.3.2-1.

Table 9.4.3.2-1: Attributes of the InstantiatedVnfInfo information element

Attribute	Qualifier	Cardinality	Content	Description
flavourId	M	1	Identifier (Reference to VnfDf)	Identifier of the VNF DF applied to this VNF instance. See note 1.
vnfState	M	1	Enum	The state of the VNF instance. VALUES: <ul style="list-style-type: none"> • STARTED • STOPPED
scaleStatus	M	0..N	ScaleInfo	Scale status of the VNF, one entry per aspect. Shall be present if the VNF supports scaling. Represents for every scaling aspect how "big" the VNF has been scaled with regard to that aspect. For an aspect that has not been deployed because it consists of VDUs that belong to a deployable module that has not been selected (or to multiple deployable modules, none of which have been selected), it indicates the scale level that has been requested in the instantiation or in a scaling operation, or, if none has been requested in any of them, the scale level applicable to the aspect based on the default instantiation level. See notes 2 and 6.
maxScaleLevel	M	0..N	ScaleInfo	Maximum allowed scale levels of the VNF, one entry per aspect, as defined in the VNFD. This attribute shall be present if the VNF supports scaling. Represents for every scaling aspect how "big" the VNF can be scaled with regard to that aspect. See note 2.
selectedDeployableModule	M	0..N	Identifier (Reference to DeployableModule)	References a currently selected deployable module, as defined in the VNFD, that has already completed the instantiation of its VNFCs.
resourceCapacityDefinition	M	0..N	ResourceCapacityDefinition	Shows current values of VDU attributes related to resource capacity, if different to the default values from the VNFD, as indicated in the request(s) of the last completed VNF LCM operation(s) that contain this attribute. If an attribute value has been modified multiple times, only the last value is shown. The values indicated in this attribute are applicable to all VNFC instances based on the VDU to which the resourceCapacityDefinition is related.
extCpInfo	M	1..N	VnfExtCpInfo	External CPs exposed by the VNF instance. See note 5.
vipCpInfo	M	0..N	VipCpInfo	VIP CPs that are part of the VNF instance.
virtualCpInfo	M	0..N	VirtualCpInfo	Virtual CPs that are part of the VNF instance.
extVirtualLinkInfo	M	0..N	ExtVirtualLinkInfo	External VLS the VNF instance is connected to.
extManagedVirtualLinkInfo	M	0..N	ExtManagedVirtualLinkInfo	Externally-managed internal VLS of the VNF instance. See note 4.
monitoringParameter	M	0..N	Not specified	Performance metrics tracked by VNFM (e.g. for auto-scaling purposes). See note 3.
localizationLanguage	M	0..1	Not specified	Information about localization language of the VNF (includes e.g. strings in the VNFD). The localization languages supported by a VNF can be declared in the VNFD, and localization language selection can take place at instantiation time.

Attribute	Qualifier	Cardinality	Content	Description
vnfcResourceInfo	M	0..N	VnfcResourceInfo	Information on the virtualised compute and storage resource(s) used by the VNFCs of the VNF instance.
vnfVirtualLinkResourceInfo	M	0..N	VnfVirtualLinkResourceInfo	Information on the virtualised network resource(s) used by the VLs of the VNF instance.
virtualStorageResourceInfo	M	0..N	VirtualStorageResourceInfo	Information on the virtualised storage resource(s) used as storage for the VNF instance.
vnfcInfo	M	0..N	VnfcInfo	The information items about the selected VNFC instance(s).
mciInfo	M	0..N	MciInfo	Information on the MCIO(s) representing VNFC instance(s) realized by one or a set of OS containers and created from the same VDU for the VNF instance.
vnfPaasServiceInfo	M	0..N	PaasServiceInfo	Information on the PaaS Services assigned and used by the VNF instance.
<p>NOTE 1: The VnfDf information element is defined in ETSI GS NFV-IFA 011 [4], clause 7.1.8.2.</p> <p>NOTE 2: For every scaling aspect, the information provided by the "scaleStatus" and "maxScaleLevel" attributes allows an external entity to derive how many scaling steps are possible for scaling in or scaling out a VNF instance. Per aspect, the number of steps possible to scale in corresponds to the "scaleLevel" attribute for that aspect in the "scaleStatus" information element, and the possible number of steps to scale out corresponds to the difference between "maxScaleLevel" for that aspect, and the "scaleLevel" attribute for that aspect in the "scaleStatus" information element.</p> <p>NOTE 3: The monitoring parameters to be tracked by VNFM are identified by VNF provider in the VNFD. The VNFM collects the values of identified performance metrics using one or more locally initiated PM Jobs.</p> <p>NOTE 4: It is possible to have several ExtManagedVirtualLinkInfo for the same VNF internal VL in case of a multi-site VNF spanning several VIMs. The set of ExtManagedVirtualLinkInfo corresponding to the same VNF internal VL shall indicate so by referencing to the same VnfVirtualLinkDesc and externally-managed multi-site VL instance (refer to clause 9.4.10).</p> <p>NOTE 5: Supports need not be used for containerized VNFCs. The application container can send and receive IP packets with any VLAN tag as long as the network interface to connect to the secondary container cluster network has been configured appropriately. Thus, no individual extCpInfo, except the one representing the trunk, need be modelled to allow traffic tagged with a particular VLAN through the connection point.</p> <p>NOTE 6: For a scaling aspect whose related VNFCs have not been instantiated due to the selection of deployable modules, the "scaleStatus" indicates the scale level that would be applicable to the aspect if a VNF LCM operation changes the selected deployable modules and the related VNFCs are instantiated, unless the VNF LCM operation explicitly indicates the scale level for the aspect.</p>				

9.4.4 VnfcResourceInfo information element

9.4.4.1 Description

This information element provides information on virtualised compute and storage resources used by a VNFC in a VNF instance.

Depending on the form of virtualisation container of the VNFC:

- for a VNFC based on VM, a reference to the corresponding VirtualCompute shall be provided; and
- for a VNFC based on OS container(s), a reference to the Compute MCIO shall be provided. Hence, exposure of information by the VNFM to the NFVO is at the MCIO level.

In addition, the references to the storage resources depend on the form of the VNFC:

- for a VNFC based on VM, storage resource identifiers shall refer to VirtualStorage resources; and
- for a VNFC based on OS container(s), storage resource identifiers shall refer to Storage MCIOs.

9.4.4.2 Attributes

The VnfcResourceInfo information element shall follow the indications provided in table 9.4.4.2-1.

Table 9.4.4.2-1: Attributes of the VnfcResourceInfo information element

Attribute	Qualifier	Cardinality	Content	Description
vnfcInstanceid	M	1	Identifier	Identifier of this VNFC instance.
vduId	M	1	Identifier (Reference to Vdu)	Reference to the applicable Vdu information element in the VNFD.
vnfdId	M	0..1	Identifier (Reference to Vnfd)	Identifier of the VNFD. Shall be present in case the value differs from the vnfdId attribute of the VNF instance (e.g. during a "Change current VNF package" operation or due to its final failure). See note 1.
computeResource	M	1	ResourceHandle	Reference to the VirtualCompute resource or reference to a Compute MCIO. Detailed information is (for new and modified resources) or has been (for removed resources) available from the VIM or the CISM.
storageResourceid	M	0..N	Identifier (Reference to VirtualStorageResourceInfo)	Reference(s) to the VirtualStorage resource(s) or references to Storage MCIO(s). Information about the resource(s) is available from the VIM or the CISM.
reservationId	M	0..1	Identifier	The reservation identifier applicable to the resource. It shall be present when an applicable reservation exists.
vnfcCplInfo	M	1..N	VnfcCplInfo	CP(s) of the VNFC instance. See note 2.
metadata	M	0..N	KeyValuePair	Metadata about this resource.
trunkPortsInfo	M	0..N	TrunkPortsInfo	Collections of CPs of the VNFC instance in trunk(s). Shall be present when the VNFC has CPs working in trunk mode, as parent port of a trunk, and other CPs working as subports of the same trunk.
certificateContentId	CM	0..1	Identifier (Reference to CertificateContent)	The identifier of certificate that this VNFC instance uses. Shall be present when using in delegation-mode. Otherwise shall not be present. CONDITION: This attribute shall be supported when delegation-mode in certificate management is applicable.
NOTE 1: If only the value or the presence of this attribute is changed in the "VnfcResourceInfo" information element by an LCM operation occurrence, this does not represent a change that requires including a related "AffectedVnfc" information element in the VNF LCM operation occurrence notifications related to this LCM operation occurrence.				
NOTE 2: Subports need not be used for containerized VNFCs. The application container can send and receive IP packets with any VLAN tag as long as the network interface to connect to the secondary container cluster network has been configured appropriately. Thus, no individual vnfcCplInfo, except the one representing the trunk, need be modelled to allow traffic tagged with a particular VLAN through the connection point.				

9.4.5 VnfVirtualLinkResourceInfo information element

9.4.5.1 Description

This information element provides information on virtualised network resources used by an internal VL instance in a VNF.

9.4.5.2 Attributes

The VnfVirtualLinkResourceInfo information element shall follow the indications provided in table 9.4.5.2-1.

Table 9.4.5.2-1: Attributes of the VnfVirtualLinkResourceInfo information element

Attribute	Qualifier	Cardinality	Content	Description
virtualLinkInstanceld	M	1	Identifier	Identifier of this VL instance.
vnfVirtualLinkDescId	M	1	Identifier (Reference to VnfVirtualLinkDesc)	Identifier of the VNF Virtual Link Descriptor (VLD) in the VNFD.
vnfdId	M	0..1	Identifier (Reference to Vnfd)	Identifier of the VNFD. Shall be present in case the value differs from the vnfdId attribute of the VNF instance (e.g. during a "Change current VNF package" operation or due to its final failure). See note.
networkResource	M	1	ResourceHandle	Reference to the VirtualNetwork resource or reference to a Network MCIO. Detailed information is (for new and modified resources) or has been (for removed resources) available from the VIM or the CISM.
reservationId	M	0..1	Identifier	The reservation identifier applicable to the resource. It shall be present when an applicable reservation exists.
vnfLinkPort	M	0..N	VnfLinkPortInfo	Links ports of this VL.
metadata	M	0..N	KeyValuePair	Metadata about this resource.
NOTE: If only the value or the presence of this attribute is changed in the "VnfVirtualLinkResourceInfo" information element by an LCM operation occurrence, this does not represent a change that requires including a related "AffectedVirtualLink" information element in the VNF LCM operation occurrence notifications related to this LCM operation occurrence.				

9.4.6 VirtualStorageResourceInfo information element

9.4.6.1 Description

This information element provides information on virtualised storage resources used by a storage instance in a VNF.

9.4.6.2 Attributes

The VirtualStorageResourceInfo information element shall follow the indications provided in table 9.4.6.2-1.

Table 9.4.6.2-1: Attributes of the VirtualStorageResourceInfo information element

Attribute	Qualifier	Cardinality	Content	Description
virtualStorageInstanceld	M	1	Identifier	Identifier of this virtual storage resource instance.
virtualStorageDescId	M	1	Identifier (Reference to VirtualStorageDesc)	Identifier of the VirtualStorageDesc in the VNFD.
vnfdId	M	0..1	Identifier (Reference to Vnfd)	Identifier of the VNFD. Shall be present in case the value differs from the vnfdId attribute of the VNF instance (e.g. during a "Change current VNF package" operation or due to its final failure). See note.
storageResource	M	1	ResourceHandle	Reference to the VirtualStorage resource or reference to a Storage MCIO. Detailed information is (for new and modified resources) or has been (for removed resources) available from the VIM or the CISM.
reservationId	M	0..1	Identifier	The reservation identifier applicable to the resource. It shall be present when an applicable reservation exists.
metadata	M	0..N	KeyValuePair	Metadata about this resource.

Attribute	Qualifier	Cardinality	Content	Description
NOTE:				If only the value or the presence of this attribute is changed in the "VirtualStorageResourceInfo" information element by an LCM operation occurrence, this does not represent a change that requires including a related "AffectedVirtualStorage" information element in the VNF LCM operation occurrence notifications related to this LCM operation occurrence.

9.4.7 ResourceHandle information element

9.4.7.1 Description

This information element provides information that allows addressing a resource that is used by a VNF instance.

Information about the resource is available to the VNFM from the corresponding Virtualised Compute/Storage/Network Resource Management interfaces or the OS container compute/storage/network management service interfaces.

Table 9.4.7.1-1 shows the relationship between the resourceId attribute of ResourceHandle specified in the present document and the resource identifiers used in the aforementioned interfaces specified in ETSI GS NFV-IFA 006 [1].

Table 9.4.7.1-1: Relationship between resource identifiers managed by a VIM

Attribute in Ve-Vnfm-em	Type, Interface, information element and attribute in ETSI GS NFV-IFA 006 [1]		
	Type	Interface	Information element and attribute
ResourceHandle:resourceId	Compute	Virtualised Compute Resource Management	VirtualCompute:computeId
	Storage	Virtualised Storage Resource Management	VirtualStorage:storageId
	Network	Virtualised Network Resource Management	VirtualNetwork:networkResourceId

Table 9.4.7.1-2 shows the relationship between the resourceId attribute of ResourceHandle specified in the present document and the managed object used in the interface requirements specified in ETSI GS NFV-IFA 040 [i.9].

Table 9.4.7.1-2: Relationship between resource identifiers managed by a CISM

Attribute in Or-Vnfm ref. point	Type, Interface, managed object in ETSI GS NFV-IFA 040 [i.9]		
	Type	Interface	Identifier
ResourceHandle:resourceId	Compute	OS container compute management service	ID of Compute MCIOs
	Storage	OS container storage management service	ID of Storage MCIOs
	Network	OS container network management service	ID of Network MCIOs

9.4.7.2 Attributes

The ResourceHandle information element shall follow the indications provided in table 9.4.7.2-1.

Table 9.4.7.2-1: Attributes of the ResourceHandle information element

Attribute	Qualifier	Cardinality	Content	Description
vimConnectionId	CM	0..1	Identifier (Reference to VimConnectionInfo)	Reference to the identifier of the VimConnectionInfo information element defining the VIM or CISM connection to manage this resource. This parameter shall be supported when the resources are managed by a CISM. CONDITION: This attribute shall be supported when VNF-related Resource Management in direct mode is applicable. See note 1.

Attribute	Qualifier	Cardinality	Content	Description
resourceProviderId	CM	0..1	Identifier	Identifies the entity responsible for the management of the virtualised resource. CONDITION: This attribute shall be supported when VNF-related Resource Management in indirect mode is applicable.
resourceId	M	1	Identifier	Identifier of the resource in the scope of the VIM or the CISM or the resource provider.
vimLevelResourceType	M	0..1	Not specified	Type of the resource in the scope of the VIM or the CISM or the resource provider. See note 2.
vimLevelAdditionalResourceInfo	M	0..1	Not specified	Additional resource information which is specific to this resource and its type, and which is available from the VIM or the CISM or the resource provider. See note 3.
containerNamespace	M	0..1	String	The value of the namespace in which the MCIO corresponding to the resource is deployed. This attribute shall be present if the resource is managed by a CISM and it shall be absent otherwise.
NOTE 1: The VimConnectionInfo is a data structure known to the VNFM. The identifier of the VIM connection provides scope to the resourceId.				
NOTE 2: The value set of the "vimLevelResourceType" attribute is within the scope of the VIM or the CISM or the resource provider and can be used as information that complements the ResourceHandle.				
NOTE 3: Which structure and content of the resource information to be expected depends on the type of resource and its provider. The information shall be limited to properties directly owned by the resource referenced in this ResourceHandle.				

9.4.8 ScaleInfo information element

9.4.8.1 Description

This information element provides information about the scale level of a VNF instance with regard to one scaling aspect.

9.4.8.2 Attributes

The ScaleInfo information element shall follow the indications provided in table 9.4.8.2-1.

Table 9.4.8.2-1: Attributes of the ScaleInfo information element

Attribute	Qualifier	Cardinality	Content	Description
aspectId	M	1	Identifier (Reference to ScalingAspect)	Reference to the scaling aspect.
vnfdId	M	0..1	Identifier (Reference to Vnfd)	Identifier of the VNFD. Shall be present in case the value differs from the vnfdId attribute of the VNF instance (e.g. during a "Change current VNF package" operation or due to its final failure).
scaleLevel	M	1	Integer	The scale level for that aspect. Minimum value 0, maximum value maxScaleLevel as declared in the VNFD (see ETSI GS NFV-IFA 011 [4], clause 7.1.10).

9.4.9 ExtVirtualLinkInfo information element

9.4.9.1 Description

This information element provides a reference to an external VL.

9.4.9.2 Attributes

The ExtVirtualLinkInfo information element shall follow the indications provided in table 9.4.9.2-1.

Table 9.4.9.2-1: Attributes of the ExtVirtualLinkInfo information element

Attribute	Qualifier	Cardinality	Content	Description
extVirtualLinkId	M	1	Identifier	Identifier of this external VL. The identifier is assigned by the NFV-MANO entity that manages this VL instance.
resourceHandle	M	1	ResourceHandle	Reference to the resource realizing this VL.
extLinkPort	M	0..N	ExtLinkPortInfo	Link ports of this VL.
extNetAttDefResource	M	0..N	NetAttDefResourceInfo	Network attachment definition resources that provide the specification of the interface to attach connection points to this VL.

9.4.10 ExtManagedVirtualLinkInfo information element

9.4.10.1 Description

This information element provides a reference to an externally-managed internal VL.

9.4.10.2 Attributes

The ExtManagedVirtualLinkInfo information element shall follow the indications provided in table 9.4.10.2-1.

Table 9.4.10.2-1: Attributes of the ExtManagedVirtualLinkInfo information element

Attribute	Qualifier	Cardinality	Content	Description
extManagedVirtualLinkId	M	1	Identifier	Identifier of this externally-managed internal VL. The identifier is assigned by the NFV-MANO entity that manages this VL instance.
vnfVirtualLinkDescId	M	1	Identifier (Reference to VnfVirtualLinkDesc)	Identifier of the VNF Virtual Link Descriptor (VLD) in the VNFD.
vnfdId	M	0..1	Identifier (Reference to Vnfd)	Identifier of the VNFD. Shall be present in case the value differs from the vnfdId attribute of the VNF instance (e.g. during a "Change current VNF package" operation or due to its final failure).
networkResource	M	1	ResourceHandle	Reference to the VirtualNetwork resource.
vnfLinkPort	M	0..N	VnfLinkPortInfo	Link ports of this VL.
vnfNetAttDefResource	M	0..N	NetAttDefResourceInfo	Network attachment definition resources that provide the specification of the interface to attach connection points to this VL.

9.4.11 VnfLinkPortInfo information element

9.4.11.1 Description

This information element provides information about a port of a VNF's internal VL. See also VnfVirtualLinkResourceInfo in clause 9.4.5.

9.4.11.2 Attributes

The attributes of the VnfLinkPortInfo information element shall follow the indications provided in table 9.4.11.2-1.

Table 9.4.11.2-1: Attributes of the VnfLinkPortInfo information element

Attribute	Qualifier	Cardinality	Content	Description
vnfLinkPortId	M	1	Identifier	Identifier of this link port as provided by the entity that has created the link port.
resourceHandle	M	1	ResourceHandle	Reference to the virtualised resource realizing this link port.
associatedExtCpld	M	0..1	Identifier (Reference to VnfExtCplInfo)	External CP of the VNF associated to this link port. When an external CP is associated to an internal VL, this attribute reflects this association. See notes 1, 2, 3 and 4.
vnfcCplInstanceld	M	0..1	Identifier (Reference to VnfcCplInfo)	VNFC CP of the VNF connected to this link port. May be present. See notes 1, 3 and 4.
vipCplInstanceld	M	0..1	Identifier (Reference to VipCplInfo)	VIP CP instance of the VNF connected to this link port. May be present. See notes 1, 3, 4 and 5.
<p>NOTE 1: There shall be at most one link port associated with any external connection point instance or internal Connection Point (i.e. VNFC CP) instance or VIP CP instance.</p> <p>NOTE 2: A VnfLinkPort does not terminate on an external CP, as external CPs are connected to external VLs.</p> <p>NOTE 3: Either associatedExtCpld or any combination of vnfcCplInstanceld and vipCplInstanceld (i.e. one or both of them) shall be present for a VnfLinkPortInfo. In case both vnfcCplInstanceld and vipCplInstanceld are present, the two different CP instances share the linkport.</p> <p>NOTE 4: The attributes "associatedExtCpld" and "vnfcCplInstanceld" model two separate associations in the information model. To represent these in the data model during the protocol design stage, an alternative representation of these associations could be chosen as well.</p> <p>NOTE 5: Clause A.4 of ETSI GS NFV-IFA 007 [2] provides examples for configurations where both vipCplInstanceld and vnfcCplInstanceld are present (UC#5 and UC#5-b), only vnfcCplInstanceld is present (UC#2), or only vipCplInstanceld is present (UC6 and UC#6-b).</p>				

9.4.12 ExtManagedVirtualLinkData information element

9.4.12.1 Description

This information element provides the information of an externally-managed internal VL to be used as a parameter passed to VNF lifecycle management operations.

9.4.12.2 Attributes

The ExtManagedVirtualLinkData information element shall follow the indications provided in table 9.4.12.2-1.

Table 9.4.12.2-1: Attributes of the ExtManagedVirtualLinkData information element

Attribute	Qualifier	Cardinality	Content	Description
extManagedVirtualLinkId	M	1	Identifier	Identifier of this externally-managed internal VL instance. The identifier is assigned by the NFV-MANO entity that manages this VL instance.

Attribute	Qualifier	Cardinality	Content	Description
vnfVirtualLinkDescId	M	1	Identifier (Reference to VnfVirtualLinkDesc)	Identifier of the VLD in the VNFD for this VL.
vimConnectionId	CM	0..1	Identifier (Reference to VimConnectionInfo)	Identifier of the VIM connection to manage this resource. This attribute shall be supported and present if VNF-related resource management in direct mode is applicable. See note.
resourceProviderId	CM	0..1	Identifier	Identifies the entity responsible for the management of the resource. This attribute shall be supported and present when VNF-related Resource Management in indirect mode is applicable.
resourceId	M	1	Identifier	Identifier of the resource in the scope of the VIM or the resource provider.
NOTE: The VimConnectionInfo is a data structure known to the VNFM. The identifier of the VIM connection provides scope to the resourceId.				

9.4.13 VnfcInfo information element

9.4.13.1 Description

This information element provides information about a VNFC instance.

9.4.13.2 Attributes

The VnfcInfo information element shall follow the indications provided in table 9.4.13.2-1.

Table 9.4.13.2-1: Attributes of the VnfcInfo information element

Attribute	Qualifier	Cardinality	Content	Description
vnfcInstanceId	M	1	Identifier	Identifier of the VNFC instance that is represented by this VnfcInfo information element.
vduld	M	1	Identifier (Reference to Vdu)	Identifier of the VDU in the VNFD.
vnfcResourceInfoId	M	1	Identifier (Reference to VnfcResourceInfo)	Identifier of the VnfcResourceInfo instance representing the virtualised resources used by this VNFC instance.
vnfcState	M	1	Enum	The state of the VNFC instance. VALUES: <ul style="list-style-type: none"> • STARTED • STOPPED
vnfcConfigurableProperty	M	0..N	KeyValuePair	Additional VNF-specific attributes that provide the current values of the configurable properties of the VNFC instance. These attributes represent values that are stored persistently in the VnfcInfo information element and that correspond to configuration parameters of the VNFC instance. Modifying the values of these attributes directly affects the configuration of the VNFC instance. Configurable properties referred in this attribute are declared in the VNFD (see clause 7.1.6.7 in ETSI GS NFV-IFA 011 [4]). See note.
NOTE: This attribute in the VnfcInfo shall be writable through the Modify VNF information operation (refer to clause 7.2.12).				

9.4.14 ExtLinkPortInfo information element

9.4.14.1 Description

This information element provides information about a port of an external VL, i.e. a port providing connectivity for the VNF to an NS VL.

9.4.14.2 Attributes

The attributes of the ExtLinkPortInfo information element shall follow the indications provided in table 9.4.14.2-1.

Table 9.4.14.2-1: Attributes of the ExtLinkPortInfo information element

Attribute	Qualifier	Cardinality	Content	Description
extLinkPortId	M	1	Identifier	Identifier of this link port as provided by the entity that has created the link port.
resourceHandle	M	1	ResourceHandle	Reference to the virtualised resource realizing this link port.
cpInstancelId	M	0..1	Identifier (Reference to VnfExtCpInfo)	External CP of the VNF connected to this link port. See note 1.
secondaryCpInstancelId	M	0..1	Identifier (Reference to VnfExtCpInfo)	Additional external CP of the VNF connected to this link port. If present, this attribute shall refer to a "secondary" ExtCpInfo item in the VNF instance that exposes a virtual IP CP instance which shares this linkport with the external CP instance referenced by the "cpInstancelId" attribute. See notes 1 and 2.
NOTE 1: There shall be at most one link port associated with any external connection point instance.				
NOTE 2: The use cases UC#4 and UC#5 in clause A.4 of ETSI GS NFV-IFA 007 [2] provide examples for such a configuration.				

9.4.15 VnfcCpInfo information element

9.4.15.1 Description

This information element provides information related to a CP of a VNFC.

9.4.15.2 Attributes

The VnfcCpInfo information element shall follow the indications provided in table 9.4.15.2-1.

Table 9.4.15.2-1: Attributes of the VnfcCpInfo information element

Attribute	Qualifier	Cardinality	Content	Description
cpInstancelId	M	1	Identifier	Identifier of this VnfcCpInfo information element.
cpdId	M	1	Identifier (Reference to VduCpd)	Identifier of the VDU CPD, cpdId, in the VNFD.
vnfExtCpdId	M	0..1	Identifier (Reference to VnfExtCpInfo)	When the VNFC CP is exposed as external CP of the VNF, the identifier of this external VNF CP.
cpProtocolInfo	M	0..N	CpProtocolInfo	Protocol information for this CP. There shall be one cpProtocolInfo for each layer protocol supported.
vnfLinkPortId	M	0..1	Identifier (Reference to VnfLinkPortInfo)	Identifier of the "VnfLinkPortInfo" information element in the "VnfVirtualLinkResourceInfo" information element. Shall be present if the CP is associated to a link port.

Attribute	Qualifier	Cardinality	Content	Description
netAttDefResourceId	M	0..N	Identifier (Reference to NetAttDefResourceInfo)	Identifier of the network attachment definition resource(s) that provides the specification of the interface to attach the connection point to a secondary container cluster network. See notes 1 and 2. It shall be present if the internal CP is associated to a VNFC realized by one or a set of OS containers and is connected to a secondary container cluster network. It shall not be present otherwise.
metadata	M	0..N	KeyValuePair	Metadata about this VNFC CP.
certificateContentId	CM	0..1	Identifier (Reference to CertificateContent)	The identifier of certificate that this VNFC CP instance uses. Shall be present when using in delegation-mode. Otherwise shall not be present. CONDITION: This attribute shall be supported when delegation-mode in certificate management is applicable.
NOTE 1: Cardinality greater than 1 is only applicable for specific cases where more than one network attachment definition resource is needed to fulfil the connectivity requirements of the internal CP, e.g. to build a link redundant mated pair in SR-IOV cases.				
NOTE 2: When more than one netAttDefResourceId is indicated, all shall belong to the same namespace.				

9.4.16 VnfSnapshotInfo information element

9.4.16.1 Description

This information element provides the details of a VNF Snapshot, which the VNFM creates and stores as part of the ongoing VNF Lifecycle Management operations related to VNF Snapshots.

9.4.16.2 Attributes

The VnfSnapshotInfo information element shall follow the indications provided in table 9.4.16.2-1.

Table 9.4.16.2-1: Attributes of the VnfSnapshotInfo information element

Attribute	Qualifier	Cardinality	Content	Description
vnfSnapshotInfoId	M	1	Identifier	Identifier of information held by the VNFM about a specific VNF Snapshot. This identifier was allocated by the VNFM.
triggeredAt	M	1	DateTime	Timestamp indicating when the VNF Snapshot creation has been started.
createdAt	M	0..1	DateTime	Timestamp indicating when the VNF Snapshot creation has been completed. Cardinality is 0 when the VNF Snapshot creation has not yet completed and shall be 1 afterwards.
vnfInstanceid	M	1	Identifier	Identifier of the snapshotted VNF instance.
vnfdId	M	1	Identifier (Reference to Vnfd)	References the VNFD in use at the time the snapshot of the VNF instance has been created. See notes 1 and 2.
vnfInfo	M	1	VnfInfo	VnfInfo of the snapshotted VNF instance.
vnfcSnapshotInfo	M	1..N	VnfcSnapshotInfo	Information about VNFC Snapshots constituting this VNF Snapshot.
userDefinedData	O	0..N	KeyValuePair	User defined data for the VNF Snapshot.
NOTE 1: This identifier, which is managed by the VNF provider, identifies the VNF Package and the VNFD in a globally unique way.				
NOTE 2: See ETSI GS NFV-IFA 011 [4], clause 7.1.2.2. This information is copied from the VNFD of the on-boarded VNF Package which was used to instantiate the VNF instance.				

9.4.17 VnfcSnapshotInfo information element

9.4.17.1 Description

This information element provides the details of a VNFC Snapshot, which the VNFM creates and stores as part of the ongoing VNF Lifecycle Management operations related to VNF Snapshots.

9.4.17.2 Attributes

The VnfcSnapshotInfo information element shall follow the indications provided in table 9.4.17.2-1.

Table 9.4.17.2-1: Attributes of the VnfcSnapshotInfo information element

Attribute	Qualifier	Cardinality	Content	Description
vnfcSnapshotInfoId	M	1	Identifier	Identifier of information held by the VNFM about a specific VNFC Snapshot. This identifier was allocated by the VNFM.
triggeredAt	M	1	DateTime	Timestamp indicating when the VNFC Snapshot creation has been started.
createdAt	M	0..1	DateTime	Timestamp indicating when the VNFC Snapshot creation has been completed. Cardinality is 0 when the VNFC Snapshot creation has not yet completed and shall be 1 afterwards.
vnfcInstanceId	M	1	Identifier	Identifier of the snapshotted VNFC instance.
vnfcInfoId	M	1	Identifier (Reference to VnfcResourceInfo)	Reference to the information about the snapshotted VNFC instance.
computeSnapshotResource	M	0..1	ResourceHandle	Reference to a compute snapshot resource. See note.
storageSnapshotResource	M	0..N	StorageSnapshotResource	Mapping of the storage resources associated to the VNFC with the storage snapshot resources.
userDefinedData	O	0..N	KeyValuePair	User defined data for the VNFC Snapshot.
NOTE: The identifier of the compute snapshot resource is assigned during creation of a VNFC Snapshot being returned from the VIM as output data in the response message of the individual resource operations. This attribute shall only be present for a VNFC snapshot that has been newly created by the VNFM as a result of the "Create Snapshot operation".				

9.4.18 StorageSnapshotResource information element

9.4.18.1 Description

This information element provides a mapping of the storage resources associated to the VNFC with the storage snapshot resources.

9.4.18.2 Attributes

The StorageSnapshotResource information element shall follow the indications provided in table 9.4.18.2-1.

Table 9.4.18.2-1: Attributes of the StorageSnapshotResource information element

Attribute	Qualifier	Cardinality	Content	Description
storageResourceInfoId	M	1	Identifier (Reference to VirtualStorageResourceInfo)	References to a virtual storage resource.
storageSnapshotResource	M	0..1	ResourceHandle	Reference to a storage snapshot resource. See note.

Attribute	Qualifier	Cardinality	Content	Description
NOTE:				The identifier of the storage snapshot resource is assigned during creation of a VNFC Snapshot being returned from the VIM as output data in the response message of the individual resource operations. This attribute shall only be present for a VNFC snapshot with associated storage resources and that has been newly created by the VNFM as a result of the "Create Snapshot operation".

9.4.19 TrunkPortsInfo information element

9.4.19.1 Description

The information element provides runtime information of a collection of CP(s) of the VNFC instance which has one CP working in trunk mode, as parent port of a trunk, and other CPs working as subports of the same trunk.

9.4.19.2 Attributes

The attributes of the TrunkPortsInfo information element shall follow the indications provided in table 9.4.19.2-1.

Table 9.4.19.2-1: Attributes of the TrunkPortsInfo information element

Attribute	Qualifier	Cardinality	Content	Description
parentPort	M	1	Identifier (Reference to VnfcCplInfo)	Reference to the CP instance which is used as parent port in the trunk.
subportList	M	0..N	Identifier (Reference to VnfcCplInfo)	Reference to the CP instance(s) working as subport(s) in the trunk.

9.4.20 VipCplInfo information element

9.4.20.1 Description

This information element provides information related to VIP Cp.

9.4.20.2 Attributes

The VipCplInfo information element shall follow the indications provided in table 9.4.20.2-1.

Table 9.4.20.2-1: Attributes of the VipCplInfo information element

Attribute	Qualifier	Cardinality	Content	Description
cpInstancelId	M	1	Identifier	Identifier of this VIP CP instance and of this VipCplInfo information element.
cpdId	M	1	Identifier (Reference to VipCpd)	Identifier of the VIP Connection Point Descriptor, VipCpd, in the VNFD.
vnfdId	M	0..1	Identifier (Reference to Vnfd)	Reference to the VNFD. Shall be present in case the value differs from the vnfdId attribute of the VNF instance (e.g. during a "Change current VNF package" operation or due to its final failure). See note 2.
vnfExtCpld	M	0..1	Identifier (Reference to VnfExtCplInfo)	When the VIP CP is exposed as external CP of the VNF, the identifier of this external VNF CP instance.
cpProtocolInfo	M	0..N	CpProtocolInfo	Protocol information for this CP. There shall be one cpProtocolInfo for layer 3. There may be one cpProtocolInfo for layer 2.
associatedVnfcCpld	M	0..N	Identifier (Reference to VnfcCplInfo)	Identifiers of the VnfcCps that share the virtual IP address allocated to the VIP CP instance. See note 1.

Attribute	Qualifier	Cardinality	Content	Description
vnfLinkPortId	M	0..1	Identifier (Reference to VnfLinkPortInfo)	Identifier of the "VnfLinkPortInfo" information element in the "VnfVirtualLinkResourceInfo" information element. Shall be present if the CP is associated to a link port in an internal VL.
metadata	M	0..N	KeyValuePair	Metadata about this VIP CP.
NOTE 1: It is possible that there is no associated VnfcCp because the VIP CP is available but not associated yet.				
NOTE 2: If only the value or the presence of this attribute is changed in the "VipCpInfo" information element by an LCM operation occurrence, this does not represent a change that requires including a related "AffectedVipCp" information element in the VNF LCM operation occurrence notifications related to this LCM operation occurrence.				

9.4.21 McioInfo information element

9.4.21.1 Description

This information element provides information about an MCIO representing the set of VNFC instances realized by one or a set of OS containers which have been created based on the same VDU.

Within the CISM, an MCIO controller monitors the actual state of an MCIO representing the set of VNFC instances realized by one or a set of OS containers and compare it to the desired state. For an MCIO related to a VDU that has the attribute `isNumOfInstancesClusterBased` set to `FALSE` the desired state is specified in the respective declarative descriptor. For an MCIO related to a VDU that has the attribute `isNumOfInstancesClusterBased` set to `TRUE`, the desired state is determined by the number of CIS-nodes in the cluster that fulfil the VDU requirements. It triggers actions toward the CIS to align the actual to the desired state. Monitoring the actual state includes monitoring the number of MCIO instances available at any specific point in time. In addition, an MCIO controller maintains properties and runtime information on the MCIO instances which have been created based on the same VDU. The `McioInfo` information element provides the runtime information on the MCIOs obtained from the respective MCIO controllers.

NOTE: There are different types of MCIOs. The set of VNFC instances based on the same VDU is represented by one MCIO. Each individual VNFC instance is represented by another type of MCIO.

Runtime information of the set of OS containers realizing an individual VNFC instance is not part of the `McioInfo` information element; such runtime information is provided in the `ResourceHandle` information element referenced from the `VnfcResourceInfo`. The `McioInfo` does not provide runtime information of a constituent VNFC instance created based on a specific VDU.

9.4.21.2 Attributes

The `McioInfo` information element shall follow the indications provided in table 9.4.21.2-1.

Table 9.4.21.2-1: Attributes of the McioInfo information element

Attribute	Qualifier	Cardinality	Content	Description
mcioId	M	1	Identifier	Identifier of this MCIO, created by the CISM.
mcioName	M	1	String	Human readable name of this MCIO.
mcioNamespace	M	1	String	Namespace of this MCIO.
vduld	M	1	Identifier (Reference to Vdu)	Reference to the applicable Vdu information element in the VNFD.
cismId	M	1	Identifier	Identifier of the CISM managing this MCIO.
mcioType	M	1	Not Specified	The type of MCIO. See note 1.
desiredInstances	M	1	Integer	Number of desired MCIO instances.
availableInstances	M	1	Integer	Number of available MCIO instances.
additionalInfo	M	0..1	Not Specified	Additional information which is specific to the MCIO, its type, and which is available from the CISM. See note 2.

Attribute	Qualifier	Cardinality	Content	Description
certificateContentId	CM	0..1	Identifier (Reference to CertificateContent)	The identifier of certificate that this MCIO instance uses. Shall be present when using in delegation-mode. Otherwise shall not be present. CONDITION: This attribute shall be supported when delegation-mode in certificate management is applicable.
NOTE 1: The type of MCIO as specified in the declarative descriptor of the MCIO, and that can be read from the CISM. EXAMPLE: In case of MCIOs managed by Kubernetes®, the type of MCIO corresponds to the "kind" property of the declarative descriptor.				
NOTE 2: If the attribute additionalInfo is present, it may contain runtime information on the actual and desired state of the MCIO(s).				

9.4.22 VirtualCplInfo information element

9.4.22.1 Description

This information element provides information related to a Virtual CP of a VNF.

9.4.22.2 Attributes

The VirtualCplInfo information element shall follow the indications provided in table 9.4.22.2-1.

Table 9.4.22.2-1: Attributes of the VirtualCplInfo information element

Attribute	Qualifier	Cardinality	Content	Description
cplInstanceId	M	1	Identifier	Identifier of this VirtualCplInfo information element.
cpdId	M	1	Identifier (Reference to VirtualCpd)	Identifier of the VirtualCpd, cpdId, in the VNFD.
resourceHandle	M	1	ResourceHandle	Reference to the virtualised resource realizing this Virtual CP.
vnfExtCpld	M	0..1	Identifier (Reference to VnfExtCplInfo)	When the Virtual CP is exposed as external CP of the VNF, the identifier of this external VNF CP.
cpProtocolInfo	M	0..N	CpProtocolInfo	Protocol information for this CP. There shall be one cpProtocolInfo for each layer protocol supported.
vduld	M	1..N	Identifier (Reference to Vdu)	Reference to the VDU(s) which implement the service accessible via the Virtual CP. See note.
additionalServiceInfo	M	0..N	AdditionalServiceInfo	Additional service identification information of the Virtual CP.
metadata	M	0..N	KeyValuePair	Metadata about this Virtual CP.
NOTE: A consumer of the VNF LCM interface can learn the actual VNFC instances implementing the service accessible via the Virtual CP by querying the "vnfcResourceInfo" from the "InstantiatedVnfInfo" and filtering by corresponding "vduld" values.				

9.4.23 AdditionalServiceInfo information element

9.4.23.1 Description

This information element describes the additional service information of the Virtual CP used to expose properties of the Virtual CP to NFV-MANO.

See also description in clause 7.1.18.3 of ETSI GS NFV-IFA 011 [4].

9.4.23.2 Attributes

The attributes of the AdditionalServiceInfo information element shall follow the indications provided in table 9.4.23.2-1.

Table 9.4.23.2-1: Attributes of the AdditionalServiceInfo information element

Attribute	Qualifier	Cardinality	Content	Description
portInfo	M	1..N	ServicePortInfo	Service port numbers exposed by the Virtual CP.
serviceInfo	M	0..1	Not specified	Service matching information exposed by the Virtual CP. See note.
NOTE: This attribute shall only be present if additional information is needed to identify the service termination within the VNF, such as for example a url path information in an HTTP request required to allow a single Virtual CP IP address to be used for several HTTP based services that use the same port number.				

9.4.24 ServicePortInfo information element

9.4.24.1 Description

This information element describes the service identifying port properties exposed by the Virtual CP.

9.4.24.2 Attributes

The attributes of the ServicePortInfo information element shall follow the indications provided in table 9.4.24.2-1.

Table 9.4.24.2-1: Attributes of the ServicePortInfo information element

Attribute	Qualifier	Cardinality	Content	Description
name	M	1	String	The name of the port exposed by the Virtual CP.
protocol	M	1	Enum	The L4 protocol for this port exposed by the Virtual CP. VALUES: <ul style="list-style-type: none"> • TCP • UDP • SCTP
port	M	1	Integer	The L4 port number exposed by the Virtual CP.
portConfigurable	M	1	Boolean	Specifies whether the port attribute value is allowed to be configurable.

9.4.25 NetAttDefResourceData information element

9.4.25.1 Description

This information element represents a network attachment definition resource that provides the specification of the interface to be used to connect one or multiple connection points to a secondary container cluster network realizing a VL.

9.4.25.2 Attributes

The NetAttDefResourceData information element shall follow the indications provided in table 9.4.25.2-1.

Table 9.4.25.2-1: Attributes of the NetAttDefResourceData information element

Attribute	Qualifier	Cardinality	Content	Description
netAttDefResourceId	M	1	Identifier	Identifier of this network attachment definition resource as provided by the entity that has created it.
resourceHandle	M	1	ResourceHandle	Resource handle of the resource identifying the network attachment definition resource that provides the specification of the interface to attach the connection points to a secondary container cluster network.

9.4.26 NetAttDefResourceInfo information element

9.4.26.1 Description

This information element contains information related to a network attachment definition resource that provides the specification of the interface used to connect one or multiple connection points to a secondary container cluster network.

9.4.26.2 Attributes

The NetAttDefResourceInfo information element shall follow the indications provided in table 9.4.26.2-1.

Table 9.4.26.2-1: Attributes of the NetAttDefResourceInfo information element

Attribute	Qualifier	Cardinality	Content	Description
netAttDefResourceIn fold	M	1	Identifier	Identifier of this network attachment definition resource as provided by the entity that has created it.
netAttDefResource	M	1	ResourceHandle	Resource handle of the resource in the scope of the CISM.
associatedExtCpld	M	0..N	Identifier (Reference to VnfExtCplInfo)	External CP of the VNF associated to this network attachment definition resource. Shall be present when the network attachment definition resource is used for external connectivity by the VNF.
associatedVnfcCpld	M	0..N	Identifier (Reference to VnfcCplInfo)	VNFC CP of the VNF associated to this network attachment definition resource. May be present when the network attachment definition resource is used for internal connectivity by the VNF.

9.4.27 PaaSServiceInfo information element

9.4.27.1 Description

This information element provides information about a PaaS Service that is used by the VNF instance.

The PaaSServiceInfo is comprised of various sets of information. Some information comes from the VNFD, other information comes from the PaaS Service assets provided by the NFVO to the VNFM, and other information is provided as runtime information about the usage of the PaaS Service.

9.4.27.2 Attributes

The PaaSServiceInfo information element shall follow the indications provided in table 9.4.27.2-1.

Table 9.4.27.2-1: Attributes of the PaaSServiceInfo information element

Attribute	Qualifier	Cardinality	Content	Description
paasServiceId	M	1	Identifier	Identifier of the assigned PaaS Service as managed by the PSM.

Attribute	Qualifier	Cardinality	Content	Description
paasServiceType	M	1	String	The type of PaaS Service. The value of this attribute is expected to be matched against values of the registered PaaS Services in the PSR.
paasServiceVersion	M	0..1	Version	Version of the PaaS Service. It shall be present if the PaaS Service is versioned.
paasServiceRequestId	M	1	Identifier (Reference to PaasServiceRequest)	Identifier of the PaaS Service request in the descriptor that maps to the assigned PaaS Service.
paasServiceHandle	M	1	Not specified	A handle enabling the access and use of the PaaS Service. This can include for instance certain interface endpoint URI together with necessary credentials to access it. The type and format of the handle depends on the form that the PaaS Service is formed.
additionalInfo	M	0..1	Not specified	Additional information which is specific to the PaaS Service, its type, and which is available from the PaaS Service instance.

9.4.28 CertificateConfigurationData information element

9.4.28.1 Description

This information element provides input information related to certificate management.

ETSI GS NFV-IFA 031 [i.10] specifies the means to discover the applicable certificate management mode of VNFM and configure into the NFVO applicable certificate management mode via the "NFV-MANO Configuration and Information Management" interface.

9.4.28.2 Attributes

The CertificateConfigurationData information element shall follow the indications provided in table 9.4.28.2-1.

Table 9.4.28.2-1: Attributes of the CertificateConfigurationData information element

Attribute	Qualifier	Cardinality	Content	Description
overridingCertificateProfile	M	0..N	CertificateBaseProfile	Overriding certificate profile. This overrides the certificateBaseProfile provided in the VNFD, and the CA and CMF can additionally override aspects of this certificateBaseProfile at later point in the VNF lifecycle if necessary to meet operator security policy.
securityPolicy	M	1..N	SecurityPolicy	Security policy to be satisfied for certificate.
cmfData	M	0..1	CmfData	Information of CMF.

9.4.29 SecurityPolicy information element

9.4.29.1 Description

This information element provides input information related to security policy for certificate management.

9.4.29.2 Attributes

The SecurityPolicy information element shall follow the indications provided in table 9.4.29.2-1.

Table 9.4.29.2-1: Attributes of the SecurityPolicy information element

Attribute	Qualifier	Cardinality	Content	Description
id	M	1	Identifier	The identifier of this security policy.
maxValidityPeriod	M	0..1	Number	Allowed max validity period for certificates.
allowedAlgorithm	M	0..1	String	Allowed signature algorithm.
minimumKeyLength	M	0..1	Number	Minimum key length for certificates.

9.4.30 CertificateBaseProfile information element

9.4.30.1 Description

This information element provides input information to override certificate base profile for certificate management.

9.4.30.2 Attributes

The CertificateBaseProfile information element shall follow the indications provided in table 9.4.30.2-1.

Table 9.4.30.2-1: Attributes of the CertificateBaseProfile information element

Attribute	Qualifier	Cardinality	Content	Description
id	M	1	Identifier	The identifier of this certificate profile.
issuer	M	0..1	String	Issuer of certificates. See note.
issuerUniqueIdentifier	M	0..1	Identifier	Identifier of this issuer of certificates. See note.
subject	M	0..1	CertSubjectData	Subject of certificates. See note.
subjectUniqueIdentifier	M	0..1	Identifier	Identifier of this subject of certificates. See note.
basicConstraints	M	0..1	String	Basic constraints of certificates. See note.
issuerAltName	M	0..N	String	Alternative name of issuer of certificates. See note.
subjectAltName	M	0..N	String	Alternative name of subject of certificates. Shall be present when this certificate is used for encrypted communication using IP address and subjectAltName attribute of CertificateBaseProfile in CertificateDesc of VNFD is empty (see ETSI GS NFV-IFA 011 [2], clause 7.1.19.2). See note.
nameConstraints	M	0..N	Not specified	Name constraints of certificates. See note.

NOTE: At least one overriding attribute shall be present, otherwise shall be absent.

9.4.31 CmfData information element

9.4.31.1 Description

This information element provides input information related to CMF for certificate management.

9.4.31.2 Attributes

The CmfData information element shall follow the indications provided in table 9.4.31.2-1.

Table 9.4.31.2-1: Attributes of the CmfData information element

Attribute	Qualifier	Cardinality	Content	Description
endPoint	M	1	Not specified	End point of CMF instance.
supportedProtocol	M	1..N	Not specified	Supported protocol by CMF instance.

9.4.32 CertSubjectData information element

9.4.32.1 Description

This information element provides input information related to subject of certificate.

9.4.32.2 Attributes

The CertSubjectData information element shall follow the indications provided in table 9.4.32.2-1.

Table 9.4.32.2-1: Attributes of the CertSubjectData information element

Attribute	Qualifier	Cardinality	Content	Description
commonName	M	0..1	Not specified	Information of certification target subject FQDN. See note.
organization	M	0..1	Not specified	Information of certification target subject Organization. See note.
country	M	0..1	Not specified	Information of certification target subject Country. See note.
state	M	0..1	Not specified	Information of certification target subject State. See note.
locality	M	0..1	Not specified	Information of certification target subject Locality. See note.
emailAddress	O	0..1	Not specified	Information of certification contact email address. See note.

NOTE: At least one overriding attribute shall be present, otherwise shall be absent.

9.4.33 CertificateInfo information element

9.4.33.1 Description

This information element provides information related to certificate and certificate management.

9.4.33.2 Attributes

The CertificateInfo information element shall follow the indications provided in table 9.4.33.2-1.

Table 9.4.33.2-1: Attributes of the CertificateInfo information element

Attribute	Qualifier	Cardinality	Content	Description
id	M	1	Identifier	The identifier of this certificate information.
certificateConfigurationInfo	M	0..1	CertificateConfigurationInfo	Configuration for certificate management such as certificate profile, information of CMF and security policy.
certificateContents	M	0..N	CertificateContent	Information for contents of issued certificates. The information contained in this attribute may be updated over time during the VNF LCM, e.g. certificate(s) renewal.

9.4.34 CertificateConfigurationInfo information element

9.4.34.1 Description

This information element provides information related to certificate management.

9.4.34.2 Attributes

The CertificateConfigurationInfo information element shall follow the indications provided in table 9.4.34.2-1.

Table 9.4.34.2-1: Attributes of the CertificateConfigurationInfo information element

Attribute	Qualifier	Cardinality	Content	Description
certificateBaseProfile	M	0..N	CertificateBaseProfile	Information for certificate profile.
securityPolicy	M	1..N	SecurityPolicy	Information for security policy to be satisfied for certificate.
delegationSupportedCertificateManagements	M	0..1	Not specified	Describes supported certificate management information.
cmfInfo	M	0..1	CmfInfo	Information of CMF.

9.4.35 CmfInfo information element

9.4.35.1 Description

This information element provides information related to CMF for certificate management.

9.4.35.2 Attributes

The CmfInfo information element shall follow the indications provided in table 9.4.35.2-1.

Table 9.4.35.2-1: Attributes of the CmfInfo information element

Attribute	Qualifier	Cardinality	Content	Description
id	M	1	Identifier	The identifier of this CMF information.
endPoint	M	1	Not specified	End point of CMF instance.
supportedProtocol	M	1..N	Not specified	Supported protocol by CMF instance.
certificateChain	M	0..N	Not specified	Certificate chain that this CMF provides.

9.4.36 CertificateContent information element

9.4.36.1 Description

This information element provides information related to certificate content.

ETSI GS NFV-IFA 031 [i.10] specifies the means to discovery the applicable certificate management mode of VNFM and configure into the NFVO applicable certificate management mode via the "NFV-MANO Configuration and Information Management" interface.

9.4.36.2 Attributes

The CertificateContent information element shall follow the indications provided in table 9.4.36.2-1.

Table 9.4.36.2-1: Attributes of the CertificateContent information element

Attribute	Qualifier	Cardinality	Content	Description
id	M	1	Identifier	The identifier of this certificate.
certificateDescId	M	1	Identifier (Reference to CertificateDesc)	The identifier of certificate description in VNFD to be used to issue this certificate. See note.
certificateType	M	1	Enum	The type of this certificate. VALUES: <ul style="list-style-type: none"> • VNFCI_CERT • VNFOAM_CERT
delegationSupportedCertificateManagements	M	0..1	Not specified	Describes supported certificate management information.
version	M	0..1	Not specified	The version of this certificate.
serialNumber	M	0..1	Not specified	The serial number of this certificate.
signatureAlgorithm	M	0..1	Not specified	The algorithm of this certificate's signature.

Attribute	Qualifier	Cardinality	Content	Description
issuer	M	0..1	Not specified	The issuer of this certificate.
notBefore	M	0..1	Not specified	The start date of valid period for this certificate.
notAfter	M	0..1	Not specified	The end date of valid period for this certificate.
subject	M	0..1	CertSubjectData	The subject of this certificate.
publicKeyAlgorithm	M	0..1	Not specified	The algorithm of this certificate's public key.
publicKey	M	0..1	Not specified	The public key of this certificate.
certificateExtensions	O	0..N	Not specified	The extension of this certificate.

NOTE: The CertificateDesc information element is defined in ETSI GS NFV-IFA 011 [4], clause 7.1.19.

9.4.37 ResourceCapacityDefinition information element

9.4.37.1 Description

This information element provides values for the capacity related attributes of a resource used by the VNF.

9.4.37.2 Attributes

The ResourceCapacityDefinition information element shall follow the indications provided in table 9.4.37.2-1.

Table 9.4.37.2-1: Attributes of the ResourceCapacityDefinition information element

Attribute	Qualifier	Cardinality	Content	Description
tag	M	0..N	Not specified	Tag assigned by the issuer of a VNF LCM operation request that contains this information element with values to be applied to a VDU. It is used for tracking purposes. The tag is preserved in the run time record as long as at least one value of the capacity related attributes associated with that tag is still valid, i.e. it has not been modified by a later VNF LCM operation requests. Details are left for protocol design phase.
type	M	1	Enum	Type of the resource definition referenced. VALUES: <ul style="list-style-type: none"> • COMPUTE • STORAGE • OSCONTAINER
vduld	M	0..1	Identifier (Reference to Vdu)	Reference to the related Vdu applicable to this resource in the VNFD. It shall be present when the referenced resource definition is related to a VDU. See note.
osContainerDescData	M	0..N	OsContainerDescData	Indicates values for resource capacity related attributes in an OsContainerDesc. It shall be present when the attribute 'type' indicates OSCONTAINER and absent otherwise.
virtualComputeDescData	M	0..1	VirtualComputeDescData	Indicates values for resource capacity related attributes in an VirtualComputeDesc. It shall be present when the attribute 'type' indicates COMPUTE and absent otherwise.
virtualStorageDescData	M	0..N	VirtualStorageDescData	Indicates the value for the storage size related attribute in an VirtualStorageDesc. It shall be present when the attribute 'type' indicates STORAGE and absent otherwise.

NOTE: Resource definitions not related to a VDU are not considered in this version of the present document.

9.4.38 OsContainerDescData information element

9.4.38.1 Description

This information element provides values for the capacity related attributes of an OsContainer resource used by the VNF.

9.4.38.2 Attributes

The OsContainerDescData information element shall follow the indications provided in table 9.4.38.2-1.

Table 9.4.38.2-1: Attributes of the OsContainerDescData information element

Attribute	Qualifier	Cardinality	Content	Description
resourceTemplateld	M	1	Identifier	Identifier of an osContainerDesc in the VNFD.
requestedCpuResources	M	0..1	Integer	Number of CPU resources requested for the container (e.g. in milli-CPU-s). See note.
requestedMemoryResources	M	0..1	Number	Amount of memory resources requested for the container (e.g. in MB). See note.
requestedEphemeralStorageResources	M	0..1	Number	Size of ephemeral storage resources requested for the container (e.g. in GB). See note.
extendedResourceRequests	M	0..N	Not specified	An array of key-value pairs of extended resources required by the container. Only the amount can be modified, the extendedResource is as specified in the VNFD. See note.
cpuResourceLimit	M	0..1	Integer	Number of CPU resources the container can maximally use (e.g. in milli-CPU). See note.
memoryResourceLimit	M	0..1	Number	Amount of memory resources the container can maximally use (e.g. in MB). See note.
ephemeralStorageResourceLimit	M	0..1	Number	Size of ephemeral storage resources the container can maximally use (e.g. in GB). See note.
hugePageResources	M	0..1	Not specified	Specifies HugePages resources requested for the container, which the container can maximally use (e.g. "hugepages-2Mi: 100Mi"). Only the total size can be modified, the hugePage size is as specified in the VNFD. See note.

NOTE: At least one of the attributes shall be present.

9.4.39 VirtualComputeDescData information element

9.4.39.1 Description

This information element provides values for the capacity related attributes of the virtual compute resource of a VM used by the VNF.

9.4.39.2 Attributes

The VirtualComputeDescData information element shall follow the indications provided in table 9.4.39.2-1.

Table 9.4.39.2-1: Attributes of the VirtualComputeDescData information element

Attribute	Qualifier	Cardinality	Content	Description
resourceTemplateld	M	1	Identifier	Identifier of an VirtualComputeDesc in the VNFD.

Attribute	Qualifier	Cardinality	Content	Description
numVirtualCpu	M	0..1	Integer	Number of virtual CPUs. See note 1.
virtualMemSize	M	0..1	Number	Amount of virtual Memory (e.g. in MB). See note 1.
sizeOfVirtualDisk	M	0..1	Number	Size of virtualised storage resource in GB. See notes 1 and 2.
hugePagesRequirements	M	0..1	Not specified	Specifies required total size for hugePages of a particular size. Only the total size can be modified, the hugePage size is as specified in the VNFD.
NOTE 1: At least one of the attributes shall be present.				
NOTE 2: The attribute corresponds to the sizeOfStorage attribute in the BlockStorageData IE when used for a local disk in the virtual compute descriptor.				

9.4.40 VirtualStorageDescData information element

9.4.40.1 Description

This information element provides values for the capacity related attributes of the virtual storage resource used by the VNF.

9.4.40.2 Attributes

The VirtualStorageDescData information element shall follow the indications provided in table 9.4.40.2-1.

Table 9.4.40.2-1: Attributes of the VirtualStorageDescData information element

Attribute	Qualifier	Cardinality	Content	Description
resourceTemplateld	M	1	Identifier	Identifier of an VirtualStorageDesc in the VNFD.
sizeOfStorage	M	1	Number	If the 'typeOfStorage' attribute in the VirtualStorageDesc (see clause 7.1.9.4.2.2 in ETSI GS NFV-IFA 011 [4]) referenced by the resourceTemplateld indicates BLOCK or FILE it is the size of the virtualised storage resource. If the 'typeOfStorage' attribute in the VirtualStorageDesc (see clause 7.1.9.4.2.2 in ETSI GS NFV-IFA 011 [4]) referenced by the resourceTemplateld indicates OBJECT it is the maximum size of the virtualised storage resource.

9.5 Information elements and notifications related to VNF Lifecycle Changes

9.5.1 Introduction

This clause defines notifications related to VNF lifecycle changes and update of VNF information.

9.5.2 VnfLcmOperationOccurrenceNotification

9.5.2.1 Description

This notification informs the receiver of changes in the VNF lifecycle caused by a VNF lifecycle management operation occurrence. The support of the notification is mandatory.

9.5.2.2 Trigger conditions

This notification is produced when there is a change in the VNF lifecycle caused by a VNF lifecycle management operation occurrence, including:

- Instantiation of the VNF.
- Scaling of the VNF instance (including auto-scaling).
- Healing of the VNF instance (including auto-healing).
- Change of the state of the VNF instance (i.e. Operate VNF).
- Change of the DF of the VNF instance.
- Changing the external connectivity the VNF instance.
- Termination of the VNF instance.
- Modification of VNF instance information and/or VNF/VNFC configurable properties explicitly through Modify VNF Information operation.
- Create a VNF Snapshot.
- Revert to a VNF Snapshot.
- Change of current VNF Package.
- Selection of VNF deployable modules.

If this is a notification about the start of an LCM operation occurrence, the notification shall be sent before any action (including sending the grant request) is taken, however, after acknowledging the LCM operation request to the consumer.

If this is a notification about the result of an LCM operation occurrence, the notification shall be sent after all other actions of the LCM operation have been executed.

9.5.2.3 Attributes

The VnfLcmOperationOccurrenceNotification shall follow the indications provided in table 9.5.2.3-1.

Table 9.5.2.3-1: Attributes of the VnfLcmOperationOccurrenceNotification

Attribute	Qualifier	Cardinality	Content	Description
notificationStatus	M	1	Enum	Indicates whether this notification reports about the start of a lifecycle management operation occurrence or the result of a lifecycle management operation occurrence. VALUES: <ul style="list-style-type: none"> • START: informs about the start of the VNF LCM operation occurrence • RESULT: informs about the final or intermediate result of the VNF LCM operation occurrence
operationStatus	M	1	Not specified	Indicates the operation status. See note.
vnfInstanceIcd	M	1	Identifier	The identifier of the VNF instance affected.
operation	M	1	String	The lifecycle management operation.

Attribute	Qualifier	Cardinality	Content	Description
isAutomaticInvocation	M	1	Boolean	Set to true if this VNF LCM operation occurrence has been triggered by an automated procedure inside the VNFM (i.e. ScaleVnf/ScaleVnfToLevel triggered by auto-scale, or HealVnf triggered by auto-heal). Set to false otherwise.
lifecycleOperationOccurrenceId	M	1	Identifier	The identifier of the VNF Lifecycle Management operation occurrence associated to the notification.
affectedVnfc	M	0..N	AffectedVnfc	Information about VNFC instances that were affected during the execution of the lifecycle management operation, if this notification represents the result of a lifecycle management operation occurrence.
affectedVirtualLink	M	0..N	AffectedVirtualLink	Information about VL instances that were affected during the execution of the lifecycle management operation, if this notification represents the result of a lifecycle management operation occurrence.
affectedExtLinkPort	M	0..N	AffectedExtLinkPort	Information about external VNF link ports that were affected during the lifecycle operation.
affectedVirtualStorage	M	0..N	AffectedVirtualStorage	Information about virtualised storage instances that were affected during the execution of the lifecycle management operation, if this notification represents the result of a lifecycle management operation occurrence.
affectedVipCp	M	0..N	AffectedVipCp	Information about virtual IP CP instances that were affected during the execution of the lifecycle management operation, if this notification represents the result of a lifecycle management operation occurrence.
changedInfo	M	0..1	Not specified	Information about the changed VNF information, including changed VNF configurable properties, if this notification represents the result of a lifecycle management operation occurrence.
changedExtConnectivity	M	0..N	ExtVirtualLinkInfo	Information about changed external connectivity, if this notification represents the result of a lifecycle management operation occurrence.
affectedVirtualCp	M	0..N	AffectedVirtualCp	Information about virtual CP instances that were affected during the execution of the lifecycle management operation, if this notification represents the result of a lifecycle management operation occurrence.
affectedCertificate	CM	0..N	AffectedCertificate	Information about certificate content that were affected during the execution of the lifecycle management operation, if this notification represents the result of a lifecycle management operation occurrence. Shall be present when delegation-mode, otherwise shall be absent. CONDITION: This attribute shall be supported when delegation-mode in certificate management is applicable.
NOTE: If this notification represents the result of a lifecycle management operation occurrence that was not successful, the notification shall contain appropriate error information.				

9.5.3 AffectedVnfc information element

9.5.3.1 Description

This information element provides information about added, deleted, modified and temporary VNFCs.

9.5.3.2 Attributes

The AffectedVnfc information element shall follow the indications provided in table 9.5.3.2-1.

Table 9.5.3.2-1: Attributes of the AffectedVnfc information element

Attribute	Qualifier	Cardinality	Content	Description
vnfcInstanceId	M	1	Identifier (Reference to VnfcResourceInfo)	Identifier of the VNFC instance.
vnfdId	M	0..1	Identifier (Reference to Vnfd)	Identifier of the VNFD. Shall be present in case of a "change current VNF Package" to identify whether the affected VNFC instance is associated to a VDU which is referred from the source or destination VNFD.
vduld	M	1	Identifier (Reference to Vdu)	Identifier of the VDU in the VNFD.
changeType	M	1	Enum	Signals the type of change. VALUES: <ul style="list-style-type: none"> • ADDED • REMOVED • MODIFIED • TEMPORARY For a temporary resource, an AffectedVnfc IE exists as long as the temporary resource exists.
computeResource	M	1	ResourceHandle	Reference to the VirtualCompute resource or reference to a Compute MCIO. Detailed information is (for new and modified resources) or has been (for removed resources) available from the VIM or the CISM.
metadata	M	0..N	KeyValuePair	Metadata about this resource. The content of this attribute shall be a copy of the content of the "metadata" attribute of the VnfcResourceInfo information element.
affectedVnfcCplInstances	M	0..N	Identifier (Reference to VnfcCplInfo)	Identifiers of CP(s) of the VNFC instance that were affected by the change.
addedStorageResourceIds	M	0..N	Identifier	Reference(s) to VirtualStorage resource(s) that were added. Each value refers to a VirtualStorageResourceInfo item in the VnflInfo that was added to the VNFC. It shall be provided if at least one storage resource was added to the VNFC.

Attribute	Qualifier	Cardinality	Content	Description
removedStorageResourceIds	M	0..N	Identifier	Reference(s) to VirtualStorage resource(s) that were removed. The value contains the identifier of a VirtualStorageResourceInfo item that has been removed from the VNFC, and might no longer exist in the VnfInfo. It shall be provided if at least one storage resource was removed from the VNFC.

9.5.4 AffectedVirtualLink information element

9.5.4.1 Description

This information element provides information about added, deleted, modified and temporary VLs, as well as about link port changes.

9.5.4.2 Attributes

The AffectedVirtualLink information element shall follow the indications provided in table 9.5.4.2-1.

Table 9.5.4.2-1: Attributes of the AffectedVirtualLink information element

Attribute	Qualifier	Cardinality	Content	Description
virtualLinkInstancelId	M	1	Identifier (Reference to VnfVirtualLinkResourceInfo)	Identifier of the VL instance.
vnfVirtualLinkDescId	M	1	Identifier (Reference to VnfVirtualLinkDesc)	Identifier of the VLD in the VNFD.
vnfdId	M	0..1	Identifier (Reference to Vnfd)	Identifier of the VNFD. Shall be present in case of a "change current VNF Package" to identify whether the affected VL instance is associated to a VLD which is referred from the source or destination VNFD.
changeType	M	1	Enum	Signals the type of change including, not limited to, changes made to the characteristics of the existing VL, new VL added, existing VL removed, temporary VL exists, link port added, link port removed. VALUES: <ul style="list-style-type: none"> • ADDED • REMOVED • MODIFIED • TEMPORARY • LINK_PORT_ADDED • LINK_PORT_REMOVED • Etc. For a temporary resource, an AffectedVirtualLink IE exists as long as the temporary resource exists.
networkResource	M	1	ResourceHandle	Reference to the VirtualNetwork resource or reference to a Network MCIO. Detailed information is (for new and modified resources) or has been (for removed resources) available from the VIM or the CISM.

Attribute	Qualifier	Cardinality	Content	Description
vnfLinkPortId	M	0..N	Identifier (Reference to VnfLinkPortInfo)	Identifiers of the link ports of the affected VL related to the change. Shall be set when changeType is equal to "LINK_PORT_ADDED" or "LINK_PORT_REMOVED", and the related links ports are present (case "added") or have been present (case "removed") in the VNF internal VL (represented by "vnfVirtualLinkResourceInfo" attribute in the "InstantiatedVnfInfo") or externally-managed VL resources of the VNF (represented by the "extManagedVirtualLinkInfo" attribute in the "InstantiatedVnfInfo").
metadata	M	0..N	KeyValuePair	Metadata about this resource. The content of this attribute shall be a copy of the content of the "metadata" attribute of the VnfVirtualLinkResourceInfo information element.

9.5.4a AffectedExtLinkPort information element

9.5.4a.1 Description

This information element provides information about added and deleted external link ports (link ports attached to external virtual links).

9.5.4a.2 Attributes

The AffectedExtLinkPort information element shall follow the indications provided in table 9.5.4a.2-1.

Table 9.5.4a.2-1: Attributes of the AffectedExtLinkPort information element

Attribute	Qualifier	Cardinality	Content	Description
extLinkPortId	M	1	Identifier (Reference to ExtLinkPortInfo)	Identifier of the link port.
changeType	M	1	Enum	Signals the type of change. VALUES: <ul style="list-style-type: none"> • ADDED • MODIFIED • REMOVED
extCplInstanceId	M	1	Identifier (Reference to VnfExtCplInfo)	Identifier of the related external CP.
resourceHandle	M	1	ResourceHandle	Resource handle of the virtualised resource that realizes the external link port. Detailed information is (for added resources) or has been (for removed resources) available from the VIM.

9.5.5 AffectedVirtualStorage information element

9.5.5.1 Description

This information element provides information about added, deleted, modified and temporary virtual storage resources.

9.5.5.2 Attributes

The AffectedVirtualStorage information element shall follow the indications provided in table 9.5.5.2-1.

Table 9.5.5.2-1: Attributes of the AffectedVirtualStorage information element

Attribute	Qualifier	Cardinality	Content	Description
virtualStorageInstanceld	M	1	Identifier (Reference to VirtualStorageResourceInfo)	Identifier of the virtual storage instance.
virtualStorageDescId	M	1	Identifier (Reference to VirtualStorageDesc)	Identifier of the VirtualStorageDesc in the VNFD.
vnfdId	M	0..1	Identifier (Reference to Vnfd)	Identifier of the VNFD. Shall be present in case of a "change current VNF Package" to identify whether the affected virtual storage instance is associated to a VirtualStorageDesc which is referred from the source or destination VNFD.
changeType	M	1	Enum	Signals the type of change. VALUES: <ul style="list-style-type: none"> • ADDED • REMOVED • MODIFIED • TEMPORARY For a temporary resource, an AffectedVirtualStorage IE exists as long as the temporary resource exists.
storageResource	M	1	ResourceHandle	Reference to the VirtualStorage resource or reference to a Storage MCIO. Detailed information is (for new and modified resources) or has been (for removed resources) available from the VIM or the CISM.
metadata	M	0..N	KeyValuePair	Metadata about this resource. The content of this attribute shall be a copy of the content of the "metadata" attribute of the VirtualStorageResourceInfo information element.

9.5.5a AffectedVipCp information element

9.5.5a.1 Description

This information element provides information about added, deleted and modified virtual IP CP instances.

9.5.5a.2 Attributes

The AffectedVipCp information element shall follow the indications provided in table 9.5.5a.2-1.

Table 9.5.5a.2-1: Attributes of the AffectedVipCp information element

Attribute	Qualifier	Cardinality	Content	Description
cpInstanceld	M	1	Identifier (Reference to VipCpInfo)	Identifier of the virtual IP CP instance.
cpId	M	1	Identifier (Reference to VipCpd)	Identifier of the VipCpd in the VNFD.

Attribute	Qualifier	Cardinality	Content	Description
vnfdId	M	0..1	Identifier (Reference to Vnfd)	Reference to the VNFD. Shall be present in case of a "change current VNF Package" to identify whether the affected virtual CP instance is associated to a VipCpd which is referred from the source or destination VNFD.
changeType	M	1	Enum	Signals the type of change. VALUES: <ul style="list-style-type: none"> • ADDED • REMOVED • MODIFIED

9.5.6 Void

9.5.7 VnfIdentifierCreationNotification

9.5.7.1 Description

This notification informs the receiver of the creation of a new VNF instance identifier and the associated instance of a VnfInfo information element, identified by that identifier. The support of the notification is mandatory.

9.5.7.2 Trigger conditions

- Creation of a VNF instance identifier and the associated instance of a VnfInfo information element.

9.5.7.3 Attributes

The VnfIdentifierCreationNotification shall follow the indications provided in table 9.5.7.3-1.

Table 9.5.7.3-1: Attributes of the VnfIdentifierCreationNotification

Attribute	Qualifier	Cardinality	Content	Description
vnfInstanceId	M	1	Identifier	The newly created VNF instance identifier

9.5.8 VnfIdentifierDeletionNotification

9.5.8.1 Description

This notification informs the receiver of the deletion of a VNF instance identifier and the associated instance of a VnfInfo information element identified by that identifier. The support of the notification is mandatory.

9.5.8.2 Trigger conditions

- Deletion of a VNF instance identifier and the associated instance of a VnfInfo information element.

9.5.8.3 Attributes

The VnfIdentifierDeletionNotification shall follow the indications provided in table 9.5.8.3-1.

Table 9.5.8.3-1: Attributes of the VnfIdentifierDeletionNotification

Attribute	Qualifier	Cardinality	Content	Description
vnfInstanceId	M	1	Identifier	The VNF instance identifier that has been deleted.

9.5.9 AffectedCertificate information element

9.5.9.1 Description

This information element provides information about added, deleted and modified certificate contents.

ETSI GS NFV-IFA 031 [i.10] specifies the means to discover the applicable certificate management mode of VNF and configure into the NFVO applicable certificate management mode via the "NFV-MANO Configuration and Information Management" interface.

9.5.9.2 Attributes

The AffectedCertificate information element shall follow the indications provided in table 9.5.9.2-1.

Table 9.5.9.2-1: Attributes of the AffectedCertificate information element

Attribute	Qualifier	Cardinality	Content	Description
certificateInfoId	M	1	Identifier (Reference to CertificateInfo)	The identifier of certificate information.
certificateBaseProfileId	M	0..1	Identifier (Reference to CertificateBaseProfile)	The identifier of certificate base profile.
securityPolicyId	M	0..1	Identifier (Reference to SecurityPolicy)	The identifier of security policy.
cmfInfoId	M	0..1	Identifier (Reference to CmfInfo)	The identifier of CMF information.
certificateContentId	M	0..1	Identifier (Reference to certificateContent)	The identifier of certificate content.
changeType	M	1	Enum	Signals the type of change. VALUES: <ul style="list-style-type: none"> • ADD • REMOVE • MODIFY

9.6 Information elements and notifications related to VNF indicators

9.6.1 Introduction

The clauses below define information elements which represent indicator values, and notifications about changes of these.

9.6.2 IndicatorValueChangeNotification

9.6.2.1 Description

This notification informs the receiver of a value change of an indicator related to the VNF.

The notification is mandatory.

9.6.2.2 Trigger conditions

- The value of an indicator has changed.

9.6.2.3 Attributes

The IndicatorValueChangeNotification information element shall follow the indications provided in table 9.6.2.3-1.

Table 9.6.2.3-1: Attributes of the IndicatorValueChangeNotification

Attribute	Qualifier	Cardinality	Content	Description
indicatorInformation	M	1	IndicatorInformation	This is to provide the indicator, the value of the indicator and the VNF instance the indicator is related to.

9.6.3 IndicatorInformation information element

9.6.3.1 Description

This information element provides the indicator values of a VNF instance.

9.6.3.2 Attributes

The IndicatorInformation information element shall follow the indications provided in table 9.6.3.2-1.

Table 9.6.3.2-1: Attributes of the IndicatorInformation information element

Attribute	Qualifier	Cardinality	Content	Description
vnfInstanceId	M	1	Identifier	Identifies the VNF instance which provides the indicator value(s).
vnfcInstanceId	O	0..N	Identifier	List of identifiers of VNFC instances which provides the indicator value(s).
indicatorId	M	1	Identifier (Reference to VnfIndicator)	Identifies the indicator.
indicatorValue	M	1	Value	Provides the value of the indicator. The value format is defined in the VNFD (see ETSI GS NFV-IFA 011 [4]).
indicatorName	M	0..1	String	Human readable name of the indicator. Shall be present if defined in the VNFD according to clause 7.1.2 of ETSI GS NFV-IFA 011 [4].

9.6.4 SupportedIndicatorsChangeNotification

9.6.4.1 Description

This notification informs the receiver that the set of indicators supported by a VNF instance has changed. Such change can occur as a side effect of the "Change current VNF package" operation.

9.6.4.2 Trigger conditions

- The set of indicators supported by a VNF instance has changed.

9.6.4.3 Attributes

The SupportedIndicatorsChangeNotification information element shall follow the indications provided in table 9.6.4.3-1.

Table 9.6.4.3-1: Attributes of the SupportedIndicatorsChangeNotification

Attribute	Qualifier	Cardinality	Content	Description
vnfInstanceId	M	1	Identifier	Identifies the VNF instance which provides the indicators.
supportedIndicator	M	0..N	SupportedIndicatorInformation	Set of VNF indicators supported by the VNF instance.

9.6.5 SupportedIndicatorInformation information element

9.6.5.1 Description

This information element provides information about a supported VNF indicator.

9.6.5.2 Attributes

The SupportedIndicatorInformation information element shall follow the indications provided in table 9.6.5.2-1.

Table 9.6.5.2-1: Attributes of the SupportedIndicatorInformation information element

Attribute	Qualifier	Cardinality	Content	Description
indicatorId	M	1	Identifier (Reference to VnfIndicator)	Identifies the indicator.
indicatorName	M	0..1	String	Human readable name of the indicator. Shall be present if defined in the VNFD according to clause 7.1.2 of ETSI GS NFV-IFA 011 [4].

9.7 Information elements and notifications related to VNF Performance Management

9.7.1 Introduction

This clause defines information elements and notifications related to VNF/VNFC Performance management.

9.7.2 ObjectSelection information element

9.7.2.1 Description

This information element allows specifying VNF and/or VNFC related measured object instances on which performance information will be provided.

The ObjectSelection is a pattern to select object instances. The pattern is used in multiple interfaces.

In the present interface, the ObjectSelection pattern is used to select VNF and/or VNFC related measured object instances.

The pattern proposes 2 exclusive options:

- 1) Provide a list of object types and a filter to specify object properties.
- 2) Provide a list of object instances.

In the present interface, the object type will be the VNF/VNFC related measured object types (see note).

NOTE: The VNF/VNFC related measured object types are the measured object type(s) for which the performance measurements applicable to Ve-Vnm-em reference point are defined in clause 7.2 of ETSI GS NFV-IFA 027 [6].

9.7.2.2 Attributes

The ObjectSelection information element shall follow the indications provided in table 9.7.2.2-1.

Table 9.7.2.2-1: Attributes of the ObjectSelection information element

Attribute	Qualifier	Cardinality	Content	Description
objectType	M	0..N	String	Defines the measured object types. The object types for this information element will be the VNF/VNFC related measured object types. One of the two attributes (objectType + objectFilter or objectInstancelId) shall be present.
objectFilter	M	0..1	Filter	The filter will apply on the object types to specify on which object instances the performance information is requested to be collected. One of the two attributes (objectType + objectFilter or objectInstancelId) shall be present.
objectInstancelId	M	0..N	Identifier	Identifies the object instances for which performance information is requested to be collected. The object instances for this information element will be instances corresponding to the VNF/VNFC related measured object types. One of the two attributes (objectType + objectFilter or objectInstancelId) shall be present.

9.7.3 PmJob information element

9.7.3.1 Description

This information element provides the details of the PM Job.

The object instances for this information element will be the instances corresponding to the VNF/VNFC related measured object types.

9.7.3.2 Attributes

The PmJob information element shall follow the indications provided in table 9.7.3.2-1.

Table 9.7.3.2-1: Attributes of the PmJob information element

Attribute	Qualifier	Cardinality	Content	Description
pmJobId	M	1	Identifier	Identifier of this PM Job.
objectSelector	M	1	ObjectSelection	Defines the object instances for which performance information is requested to be collected. The object instances for this information element will be the instances corresponding to the VNF/VNFC related measured object types.
performanceMetric	M	0..N	String	This defines the type(s) of performance metric(s) for the specified object instances. Valid values are specified as "Measurement Name" values of the performance measurements applicable to Ve-Vnfm-em reference point, as defined in clause 7.2 of ETSI GS NFV-IFA 027 [6]. At least one of the two attributes (performance metric or group) shall be present.

Attribute	Qualifier	Cardinality	Content	Description
performanceMetricGroup	M	0..N	String	Group of performance metrics. A metric group is a pre-defined list of metrics, known to the producer that it can decompose to individual metrics. Valid values are specified as "Measurement Group" values of the performance measurements applicable to Ve-Vnfm-em reference point, as defined in clause 7.2 of ETSI GS NFV-IFA 027 [6]. At least one of the two attributes (performance metric or group) shall be present.
collectionPeriod	M	1	Not specified	Specifies the periodicity at which the producer will collect performance information. See note.
reportingPeriod	M	1	Not specified	Specifies the periodicity at which the producer will report to the consumer about performance information. See note.
reportingBoundary	O	0..1	Not specified	Identifies a boundary after which the reporting will stop. The boundary shall allow a single reporting as well as periodic reporting up to the boundary.
pmJobConnection	M	0..N	MonitoringConnection	An access information and interface information of PM job to monitor the PM of VNF instance by the VNFM. This can include for instance certain interface endpoint URI together with necessary credentials to access it.
NOTE: At the end of each reportingPeriod, the producer will inform the consumer about availability of the performance data collected for each completed collection period during this reportingPeriod. While the exact definition of the types for collectionPeriod and reportingPeriod is part of the protocol design, it is recommended that the reportingPeriod be equal or a multiple of the collectionPeriod. In the latter case, the performance data for the collection periods within one reporting period would be reported together.				

9.7.4 Threshold information element

9.7.4.1 Description

This information element provides the details of a threshold.

The object instances for this information element will be the instances corresponding to the VNF/VNFC related measured object types.

9.7.4.2 Attributes

The Threshold information element shall follow the indications provided in table 9.7.4.2-1.

Table 9.7.4.2-1: Attributes of the Threshold information element

Attribute	Qualifier	Cardinality	Content	Description
thresholdId	M	1	Identifier	Identifier of this Threshold information element.
objectSelector	M	1	ObjectSelection	Defines the object instances associated with the threshold. The object instances for this information element will be the instances corresponding to the VNF related measured object types.

Attribute	Qualifier	Cardinality	Content	Description
performanceMetric	M	1	String	Defines the performance metric associated with the threshold. Valid values are specified as "Measurement Name" values of the performance measurements applicable to Ve-Vnfm-em reference point, as defined in clause 7.2 of ETSI GS NFV-IFA 027 [6].
thresholdType	M	1	Enum	Type of threshold. The list of possible values is part of the protocol design and might include: single/multi valued threshold, static/dynamic threshold, template based threshold, etc. VALUES: <ul style="list-style-type: none"> • SIMPLE: single-valued static threshold • Etc.
thresholdDetails	M	1	Not specified	Details of the threshold: value to be crossed, details on the notification to be generated, etc.

9.7.5 PerformanceReport information element

9.7.5.1 Description

This information element defines the format of a performance report provided by the producer to the consumer on a specified object instance or a set of them.

The object instances for this information element will be the instances corresponding to the VNF/VNFC related measured object types.

9.7.5.2 Attributes

The PerformanceReport information element shall follow the indications provided in table 9.7.5.2-1.

Table 9.7.5.2-1: Attributes of the PerformanceReport information element

Attribute	Qualifier	Cardinality	Content	Description
performanceReport	M	1..N	PerformanceReportEntry	List of performance information entries.

9.7.6 PerformanceReportEntry information element

9.7.6.1 Description

This information element defines a single performance report entry. This performance report entry is for a given metric of a given object instance, but can include multiple collected values.

The object instances for this information element will be the instances corresponding to the VNF/VNFC related measured object types.

9.7.6.2 Attributes

The PerformanceReportEntry information element shall follow the indications provided in table 9.7.6.2-1.

Table 9.7.6.2-1: Attributes of the PerformanceReportEntry information element

Attribute	Qualifier	Cardinality	Content	Description
objectType	M	1	String	Defines the object type. The object types for this information element will be the VNF/VNFC related measured object types.

Attribute	Qualifier	Cardinality	Content	Description
objectInstanceId	M	1	Identifier	The object instance for which the performance metric is reported. The object instances for this information element will be the instances corresponding to the VNF/VNFC related measured object types.
performanceMetric	M	1	String	Name of the metric collected. This attribute's value contains the related "Measurement Name" values of the performance measurements applicable to Ve-Vnfm-em reference point, as defined in clause 7.2 of ETSI GS NFV-IFA 027 [6].
performanceValue	M	1..N	PerformanceValueEntry	List of performance values with associated timestamp and measurement context (see ETSI GS NFV-IFA 027 [6]).

9.7.7 PerformanceValueEntry information element

9.7.7.1 Description

This information element defines a single performance value with its associated time stamp and measurement context (see ETSI GS NFV-IFA 027 [6]).

9.7.7.2 Attributes

The PerformanceValueEntry information element shall follow the indications provided in table 9.7.7.2-1.

Table 9.7.7.2-1: Attributes of the PerformanceValueEntry information element

Attribute	Qualifier	Cardinality	Content	Description
timeStamp	M	1	DateTime	Timestamp indicating when the data was collected.
performanceValue	M	1	Value	Value of the metric collected. The type of this attribute corresponds to the related "Measurement Unit" for the performance measurements applicable to Ve-Vnfm-em reference point, as defined in clause 7.2 of ETSI GS NFV-IFA 027 [6].
measurementContext	M	0..1	Not specified	Measurement context of the metric collected. The specific measurement context for each kind of performance metrics is defined in ETSI GS NFV-IFA 027 [6].

9.7.8 PerformanceInformationAvailableNotification

9.7.8.1 Description

This notification informs the receiver that performance information is available. Delivery mechanism for the performance reports is not specified in the present document.

The object instances for this information element will be the instances corresponding to the VNF/VNFC related measured object types.

9.7.8.2 Trigger Conditions

- New performance information is available.

9.7.8.3 Attributes

The PerformanceInformationAvailableNotification shall follow the indications provided in table 9.7.8.3-1.

Table 9.7.8.3-1: Attributes of the PerformanceInformationAvailableNotification

Attribute	Qualifier	Cardinality	Content	Description
objectInstanceId	M	1..N	Identifier	Object instance(s) for which performance information is available. The object instances for this information element will be the instances corresponding to the VNF/VNFC related measured object types.

9.7.9 ThresholdCrossedNotification

9.7.9.1 Description

This notification informs the receiver that a threshold value has been crossed.

The object instances for this information element will be the instances corresponding to the VNF/VNFC related measured object types.

9.7.9.2 Trigger Condition

A Threshold has been crossed. Depending on threshold type, there might be a single or multiple crossing values.

9.7.9.3 Attributes

The ThresholdCrossedNotification shall follow the indications provided in table 9.7.9.3-1.

Table 9.7.9.3-1: Attributes of the ThresholdCrossedNotification

Attribute	Qualifier	Cardinality	Content	Description
thresholdId	M	1	Identifier (Reference to Threshold)	Threshold which has been crossed.
crossingDirection	M	1	Enum	An indication of whether the threshold was crossed in upward or downward direction. VALUES: <ul style="list-style-type: none"> • UP • DOWN
objectInstanceId	M	1	Identifier	Object instance for which the threshold has been crossed. The object instances for this information element will be the instances corresponding to the VNF/VNFC related measured object types.
performanceMetric	M	1	String	Performance metric associated with the threshold. This attribute's value contains the related "Measurement Name" value of the performance measurements applicable to Ve-Vnfm-em reference point, as defined in clause 7.2 of ETSI GS NFV-IFA 027 [6].
performanceValue	M	1	Value	Value of the metric that resulted in threshold crossing.
measurementContext	M	0..1	Not specified	Measurement context of the metric collected. The specific measurement context for each kind of performance metrics is defined in ETSI GS NFV-IFA 027 [6].

9.7.10 MonitoringConnection

9.7.10.1 Description

This information element provides detail of monitoring connection data. The object instances for this information element provide the way to access to monitoring tool.

9.7.10.2 Attributes

The MonitoringConnection shall follow the indications provided in table 9.7.10.2-1.

Table 9.7.10.2-1: Attributes of the MonitoringConnection

Attribute	Qualifier	Cardinality	Content	Description
monitoringConnectionId	M	1	Identifier	Identifier of the monitoring connection. See note.
monitoringType	M	1	Enum	Type of monitoring way. VALUES: <ul style="list-style-type: none"> VIM_CISM EXTERNAL PAAS
vimId	M	0..1	Identifier (Reference to vimId)	Information about VIM or CISM connection(s) for monitoring resources for the VNF instance. Can be set when MonitoringType is equal to "VIM_CISM".
paasServiceId	M	0..1	Identifier (Reference to paasServiceId)	Information about PaasAsset to be used. Can be set when MonitoringType is equal to "PAAS".
interfaceInfo	M	0..1	Not specified	Information about the interface(s) to the external monitoring tool, if available, including interface endpoint e.g. URL API version, and protocol type. Can be set when MonitoringType is equal to "EXTERNAL".
accessInfo	M	0..1	Not specified	Authentication credentials for accessing the external monitoring tool. Examples can include those to support different authentication schemes, e.g. OAuth, Token, Username/password, etc. Can be set when MonitoringType is equal to "EXTERNAL".
extra	M	0..1	String	Type specific additional information, if applicable.
NOTE: The VNFM can be made aware of monitoring connection information, including their identifiers to be used by configuration means outside the scope of the present document (e.g. using relevant NFV-MANO management APIs as defined in ETSI GS NFV-IFA 031 [i.10]).				

9.8 Information elements and notifications related to multiple interfaces

9.8.1 Introduction

This clause defines information elements that are referenced by other information elements related to multiple interfaces.

9.8.2 VnfExtCplInfo information element

9.8.2.1 Description

This information element provides information related to an external CP.

9.8.2.2 Attributes

The VnfExtCpInfo information element shall follow the indications provided in table 9.8.2.2-1.

Table 9.8.2.2-1: Attributes of the VnfExtCpInfo information element

Attribute	Qualifier	Cardinality	Content	Description
cpInstancelId	M	1	Identifier	Identifier of this external CP instance and of this VnfExtCpInfo information element.
cpdId	M	1	Identifier (Reference to VnfExtCpd)	Identifier of the external Connection Point Descriptor (CPD), VnfExtCpd, in the VNFD.
vnfdId	M	0..1	Identifier (Reference to Vnfd)	Identifier of the VNFD. Shall be present in case the value differs from the vnfdId attribute of the VNF instance (e.g. during a "Change current VNF package" operation or due to its final failure).
cpProtocolInfo	M	0..N	CpProtocolInfo	Protocol information for this CP. There shall be one cpProtocolInfo for each layer protocol supported.
associatedVnfcCpId	M	0..1	Identifier (Reference to VnfcCpInfo)	Identifier of the VnfcCp that is exposed as this VnfExtCp instance, either directly or via a floating IP address. Shall be present if the cpdId of this VnfExtCp has an intCpd attribute. See note 1.
associatedVipCpId	M	0..1	Identifier (Reference to VipCpInfo)	Identifier of the VIP CP that is exposed as this VnfExtCp instance, either directly or via a floating IP address. Shall be present if the cpdId of this VnfExtCp has a vipCpd attribute. See note 1.
associatedVirtualCpId	M	0..1	Identifier (Reference to VirtualCpInfo)	Identifier of the VirtualCp that is exposed as this VnfExtCp. Shall be present if the cpdId of this VnfExtCp has a virtualCpd attribute. See note 1.
associatedVnfVirtualLinkId	M	0..1	Identifier (Reference to VnfVirtualLinkResourceInfo)	Identifier of the Vnf VL that this VnfExtCP maps to. Shall be present if the cpdId of this VnfExtCp has an intVirtualLinkDesc attribute. See note 1.
extLinkPortId	M	0..1	Identifier (Reference to ExtLinkPortInfo)	Identifier of the "ExtLinkPortInfo" information element in the "ExtVirtualLinkInfo" information element. Shall be present if the CP is associated to a link port. See note 2.
netAttDefResourceId	M	0..N	Identifier (Reference to NetAttDefResourceInfo)	Identifier of the network attachment definition resource(s) that provides the specification of the interface to attach the connection point to a secondary container cluster network. See notes 3 and 4. It shall be present if the external CP is associated to a VNFC realized by one or a set of OS containers and is connected to a secondary container cluster network. It shall not be present otherwise.
metadata	M	0..N	KeyValuePair	Metadata about this external CP.
certificateContentId	CM	0..1	Identifier (Reference to CertificateContent)	The identifier of certificate that this VNF CP instance uses. Shall be present when using in delegation-mode. Otherwise shall not be present. CONDITION: This attribute shall be supported when delegation-mode in certificate management is applicable.
NOTE 1: The attributes associatedVnfcCpId, associatedVipCpId, associatedVirtualCpId and associatedVnfVirtualLinkId are mutually exclusive. Exactly one shall be present.				
NOTE 2: An external CP is not associated to a link port in the cases indicated for the "extLinkPorts" attribute in clause 9.8.3.2.				
NOTE 3: Cardinality greater than 1 is only applicable for specific cases where more than one network attachment definition resource is needed to fulfil the connectivity requirements of the extCP, e.g. to build a link redundant mated pair in SR-IOV cases.				
NOTE 4: When more than one netAttDefResourceId is indicated, all shall belong to the same namespace.				

9.8.2a ExtLinkPortData information element

9.8.2a.1 Description

This information element represents an externally provided link port to be used to connect an external connection point to an external VL.

9.8.2a.2 Attributes

The ExtLinkPortData information element shall follow the indications provided in table 9.8.2a.2-1.

Table 9.8.2a.2-1: Attributes of the ExtLinkPortData information element

Attribute	Qualifier	Cardinality	Content	Description
extLinkPortId	M	1	Identifier	Identifier of this link port as provided by the entity that has created the link port.
resourceHandle	M	1	ResourceHandle	Resource handle of the virtualised resource that realizes the external link port.

9.8.3 ExtVirtualLinkData information element

9.8.3.1 Description

This information element provides the information of an external VL to be used as a parameter passed to multiple interfaces.

9.8.3.2 Attributes

The ExtVirtualLinkData information element shall follow the indications provided in table 9.8.3.2-1.

Table 9.8.3.2-1: Attributes of the ExtVirtualLinkData information element

Attribute	Qualifier	Cardinality	Content	Description
extVirtualLinkId	M	1	Identifier	Identifier of this external VL instance. The identifier is assigned by the NFV-MANO entity that manages this VL instance.
vimConnectionId	CM	0..1	Identifier (Reference to VimConnectionInfo)	Identifier of the VIM connection to manage this resource. This attribute shall be supported and present if VNF-related resource management in direct mode is applicable. See note 1.
resourceProviderId	CM	0..1	Identifier	Identifies the entity responsible for the management of the resource. This attribute shall be supported and present when VNF-related Resource Management in indirect mode is applicable.
resourceId	M	1	Identifier	Identifier of the resource in the scope of the VIM or the resource provider.
extCp	M	1..N	VnfExtCpData	External CPs of the VNF to be connected to this external VL.
extLinkPorts	M	0..N	ExtLinkPortData	Externally provided link ports to be used to connect external connection points to this external VL. If this attribute is not present, the VNFM shall create the link ports on the external VL except in the cases defined below. See note 2.

Attribute	Qualifier	Cardinality	Content	Description
extNetAttDefResourceData	M	0..N	NetAttDefResourceData	Externally provided network attachment definition resource(s) that provide the specification of the interface to attach external CPs to this external VL. See note 3. It is only applicable if the external VL is realized by a secondary container cluster network. It shall not be present otherwise.
NOTE 1: The VimConnectionInfo is a data structure known to the VNFM. The identifier of the VIM connection provides scope to the resourceId.				
NOTE 2: A link port is not needed for an external CP instance that exposes a CP in the following cases: <ol style="list-style-type: none"> 1) For a VIP CP directly exposed as extCP: <ol style="list-style-type: none"> 1.1) no dedicated IP address is allocated as VIP address, as indicated in the VNFD; 1.2) a dedicated IP address is allocated as VIP address, but the EM indicates that no port is needed (createExtLinkPort = false). 2) For a VIP CP exposed as extCP via a floating IP address: <ol style="list-style-type: none"> 2.1) no dedicated IP address is allocated as VIP address, as indicated in the VNFD, and the VNFC CP associated to the VIP CP is also exposed via a floating IP address. 3) For a VIRTUAL CP exposed as extCp. 4) For a VNFC CP exposed as extCp in a secondary container cluster external network. 				
NOTE 3: An example of the network attachment definition resource, when the container infrastructure service is a Kubernetes® instance, is a Network Attachment Definition (NAD).				

9.8.3a VnfExtCpConfig information element

9.8.3a.1 Description

This information element represents an externally provided link port, or a network attachment definition resource of secondary container cluster network, or network address information per instance of an external connection point.

In the case of VM-based deployment of the VNFC exposing the external CP:

- In case a link port is provided, the VNFM shall use that link port when connecting the external CP to the external VL.
- In case no link port is provided, the VNFM shall create a link port on the external VL, and use that link port to connect the external CP to the external VL.

In the case of container-based deployment of the VNFC exposing the external CP, the VNFM shall use the network attachment definition resource of secondary container cluster network when connecting the CP to the external VL.

9.8.3a.2 Attributes

The VnfExtCpConfig information element shall follow the indications provided in table 9.8.3a.2-1.

Table 9.8.3a.2-1: Attributes of the VnfExtCpConfig information element

Attribute	Qualifier	Cardinality	Content	Description
cpInstanceId	M	0..1	Identifier	Identifier of the external CP instance to which this set of configuration parameters is requested to be applied. Shall be present if this instance has already been created.
linkPortId	M	0..1	Identifier (Reference to ExtLinkPortData)	Identifier of a pre-configured link port to which the external CP will be associated. See notes 1 and 4.

Attribute	Qualifier	Cardinality	Content	Description
createExtLinkPort	M	0..1	Boolean	Indicates to the VNFM the need to create a dedicated link port for the external CP. If set to True, the VNFM shall create a link port. If set to False, the VNFM shall not create a link port. This attribute is only applicable for external CP instances without a floating IP address that expose a VIP CP instance for which a dedicated IP address is allocated.
cpProtocolData	M	0..N	Not specified	Parameters for configuring fixed and dynamic network addresses for the CP, including the information on applicable layer protocol(s). For dynamic addresses, it should be possible to define per parameter set the number of network addresses to be assigned dynamically. Other parameters could be e.g. valid address ranges or subnets, domain name information, etc. See notes 1 and 2.
netAttDefResourceId	M	0..N	Identifier (Reference to NetAttDefResourceData)	Identifiers of network attachment definition resources that provide the specification of the interface to attach the external CP to a secondary container cluster network. It is only applicable if the external CP is connected or to be connected to a secondary container cluster network. It shall not be present if the external CP is related to a virtual network not categorized as secondary container cluster network. See notes 2, 3 and 4.
<p>NOTE 1: The following conditions apply to the attributes "linkPortId" and "cpProtocolData" for an external CP instance connected or to be connected to a virtual network not categorized as secondary container cluster network:</p> <ol style="list-style-type: none"> 1) The "linkPortId" and "cpProtocolData" attributes shall both be absent for the deletion of an existing external CP instance addressed by cpInstanceId. 2) At least one of these attributes shall be present for a to-be-created external CP instance or an existing external CP instance. 3) If the "linkPortId" attribute is absent, the VNFM shall create a link port. 4) If the "cpProtocolData" attribute is absent, the "linkPortId" attribute shall be provided referencing a pre-created link port, and the VNFM can use means outside the scope of the present document to obtain the pre-configured address information for the connection point from the resource representing the link port. 5) If both "cpProtocolData" and "linkportId" are provided, the EM shall ensure that the cpProtocolData can be used with the pre-created link port referenced by "linkPortId". <p>NOTE 2: The following conditions apply to the attributes "netAttDefResourceId" and "cpProtocolData" for an external CP instance connected or to be connected to a secondary container cluster network:</p> <ol style="list-style-type: none"> 1) The "netAttDefResourceId" and "cpProtocolData" attributes shall both be absent for the deletion of an existing external CP instance addressed by cpInstanceId. 2) The "netAttDefResourceId" attribute shall be present and the "cpProtocolData" attribute may be present for a to-be-created external CP instance or an existing external CP instance. <p>NOTE 3: Cardinality greater than 1 is only applicable for specific cases where more than one network attachment definition resource is needed to fulfil the connectivity requirements of the external CP, e.g. to build a link redundant mated pair in SR-IOV cases. When more than one netAttDefResourceId is indicated, all shall belong to the same namespace as defined by the corresponding "containerNamespace" attribute in the "resourceHandle" attribute in the "NetAttDefResourceData".</p> <p>NOTE 4: Either linkPortId or netAttDefResourceId may be included, but not both.</p>				

9.8.4 VnfExtCpData information element

9.8.4.1 Description

This information element provides input information related to one or more external CP instances created based on the same CPD.

9.8.4.2 Attributes

The VnfExtCpData information element shall follow the indications provided in table 9.8.4.2-1.

Table 9.8.4.2-1: Attributes of the VnfExtCpData information element

Attribute	Qualifier	Cardinality	Content	Description
cpdId	M	1	Identifier	Identifier of the Connection Point Descriptor (CPD) in the VNFD.
cpConfig	M	1..N	VnfExtCpConfig	List of instance data that need to be configured on the CP instances created from the respective CPD. See notes 1 and 2.
<p>NOTE 1: Subports need not be used for containerized VNFCs. The application container can send and receive IP packets with any VLAN tag as long as the network interface to connect to the secondary container cluster network has been configured appropriately. Thus, no individual cpConfig, except the one representing the trunk, need be modelled to allow traffic tagged with a particular VLAN through the connection point.</p> <p>NOTE 2: In the case that the cloud native template included in the MCIOP describes the set of VNFC instances, for containerized VNFCs, individual connection points need not be configured for each VNFC instance. It is only required to configure one cpConfig per cpdId, not per VNFC instance. The case of using, for a scalable VDU, a cloud native template in the MCIOP that describes one single VNFC instance is not specified in the present document version.</p>				

9.8.5 Void

9.8.6 CpProtocolInfo information element

9.8.6.1 Description

This information element describes and associates the protocol layer that a CP uses together with other protocol-related information, like addresses.

9.8.6.2 Attributes

The CpProtocolInfo information element shall follow the indications provided in table 9.8.6.2-1.

Table 9.8.6.2-1: Attributes of the CpProtocolInfo information element

Attribute	Qualifier	Cardinality	Content	Description
layerProtocol	M	1	Enum	Identifies which protocol the CP uses for connectivity purposes. See note 1. VALUES: <ul style="list-style-type: none"> • IP_OVER_ETHERNET • IP_FOR_VIRTUAL_CP • Etc.
address	M	1..N	Not specified.	List of network addresses that have been configured (statically or dynamically) on the link port that connects the CP to a VL. See note 2.
domainNames	M	0..N	Not specified	Domain names that have been configured (statically or dynamically) and been associated to the CP.
<p>NOTE 1: The layerProtocol values shall be compatible with the ones defined in the CPD.</p> <p>NOTE 2: The address information shall be compatible with the layerProtocol attribute.</p>				

9.9 Information elements and notifications related to Policy Management

9.9.1 Introduction

The clauses below define information elements and notifications related to policy management.

9.9.2 Information elements related to Policy Management Operations

9.9.2.1 Introduction

The clauses below define information elements related to policy management operations.

9.9.2.2 PolicyInfo information element

9.9.2.2.1 Description

This information element provides policy related information. It contains the policy itself and additional information related to the policy.

9.9.2.2.2 Attributes

The structure of the PolicyInfo information element shall comply with the provisions for the PolicyInfo information element as defined in ETSI GS NFV-IFA 013 [i.5], clause 8.8.2.2.2.

9.9.3 PolicyChangeNotification

9.9.3.1 Description

This notification indicates a change of a NFV-MANO policy related to operations of transferring policy, deleting policy, activating policy, deactivating policy, associating policy and disassociating policy.

Support of this notification is mandatory.

9.9.3.2 Trigger Conditions

The notification is produced when:

- A policy has been changed as a result of an operation of TransferPolicy, DeletePolicy, ActivatePolicy, DeactivatePolicy, AssociatePolicy or DisassociatePolicy.

9.9.3.3 Attributes

The PolicyChangeNotification shall comply with the provisions in clause 8.8.3.3 of ETSI GS NFV-IFA 013 [i.5].

9.9.4 PolicyConflictNotification

9.9.4.1 Description

This notification indicates a policy conflict is detected by the VNFM. A policy conflict can include any conflicted monitored events, conditions or actions among two or more policies enforced by the VNFM.

Support of this notification is mandatory.

9.9.4.2 Trigger Conditions

The notification is produced when:

- A policy conflict is detected by the VNFM.

9.9.4.3 Attributes

The PolicyConflictNotification shall comply with the provisions in clause 8.8.4.3 of ETSI GS NFV-IFA 013 [i.5].

9.10 Void

9.11 Information elements related to VNF LCM coordination

9.11.1 Introduction

The clauses below define information elements related to VNF LCM coordination.

9.11.2 Standardized coordination actions

9.11.2.1 Introduction

The clauses below define standardized VNF LCM coordination actions. A VNF or its operation supporting management systems (e.g. EM) may support zero or more of these actions. See ETSI GS NFV-IFA 011 [4], clause 7.1.16.1 for information how support of a standardized coordination action is signalled in the VNFD.

9.11.2.2 Taking a VNF out of service

This coordination action allows the VNFM to request taking a VNF instance out of service. This coordination can be used in the context of the graceful modes of terminating (TerminateVnf) and stopping (OperateVnf) a VNF instance.

The coordination action shall follow the provisions defined in tables 9.11.2.2-1, 9.11.2.2-2 and 9.11.2.2-3.

Table 9.11.2.2-1: Definitions

Attribute	Definition
coordinationActionName	To be defined in the protocol design stage
operationStage	"START" shall be the only allowed value

Table 9.11.2.2-2: Input parameters

Attribute	Cardinality	Content	Description
(none)			

Table 9.11.2.2-3: Output parameters

Attribute	Cardinality	Content	Description
(none)			

9.11.2.3 Taking VNFC instances of a VNF instance out of service

This coordination action allows the VNFM to request taking a subset of the VNFC instances of a VNF instance out of service. The coordination action shall follow the provisions defined in tables 9.11.2.3-1, 9.11.2.3-2 and 9.11.2.3-3.

This coordination can be used in the context of the graceful mode of stopping (OperateVnf) one or more VNFC instances of a VNF instance.

Table 9.11.2.3-1: Definitions

Attribute	Definition
coordinationActionName	To be defined in the protocol design stage
operationStage	"START" shall be the only allowed value

Table 9.11.2.3-2: Input parameters

Attribute	Cardinality	Content	Description
vnfcId	1..N	Identifier	Identifies the VNFC instances to be taken out of service.

Table 9.11.2.3-3: Output parameters

Attribute	Cardinality	Content	Description
(none)			

Annex A (informative): Examples of VNF connectivity patterns

A.1 Introduction

This annex illustrates examples of possible connectivity patterns for a VNF. The purpose is to illustrate the relationship among the different information elements specified in clause 9.4 that are used to describe the connectivity of and within a VNF instance. This annex also illustrates the use of the "Change External VNF Connectivity" to re-connect external CPs of a VNF instance to a different external VL.

NOTE: The information related to connectivity as shown in the annex A is to be understood in the context of the present document, i.e. availability of certain information on the Ve-Vnfm reference point follows the conditions that are detailed in the respective attribute descriptions and notes in the present document.

A.2 Example of a VNF with two different types of external connection points

The present example shows a regular connectivity pattern of a VNF where the two external CPs of the VNF use different connectivity patterns. Figure A.2-1 illustrates the example, from which it is highlighted the following:

- An external CP of the VNF instance (see VnfExtCp #1) that maps to an internal CP, i.e. a CP of a specific VNFC.
- An external CP of the VNF instance (see VnfExtCp #2) that refers to a link port of an internal VL of the VNF (see VnfLinkPort #2.2).
- An internal VL of the VNF instance (see VnfVirtualLink #1) that is only used for connectivity of VNFCs within the VNF.
- An internal VL of the VNF instance (see VnfVirtualLink #2) that is used as provider of a link port for connectivity of external CPs of the VNF.
- Link ports of internal VL(s) of the VNF instance (see VnfLinkPort #1.1 to #1.3 and VnfLinkPort #2.1), which are exposed on Ve-Vnfm reference point.
- Internal CPs, i.e. CPs of specific VNFCs (see VNFC CPs), which are exposed on the Ve-Vnfm reference point.

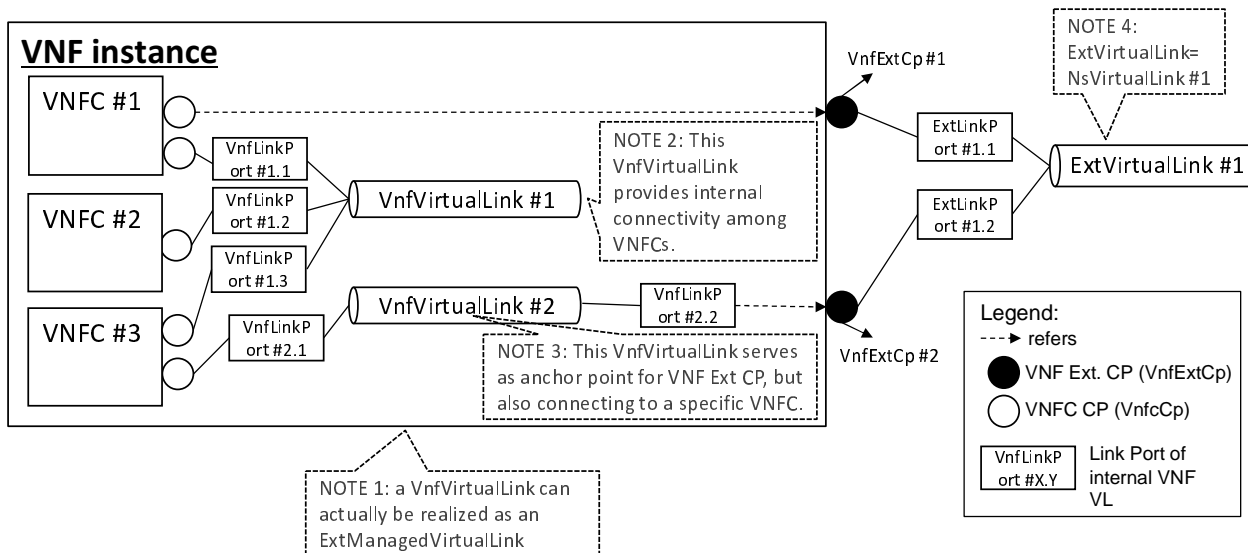


Figure A.2-1: Example of a VNF with two different types of external connections points

A.3 Example of changing VNF connectivity

This example illustrates the operation "Change external VNF connectivity" (clause 7.2.18). The scenario depicted disconnects all external CP instances that were created based on a particular CPD from a "source" external VL and connects them to a "target" external VL.

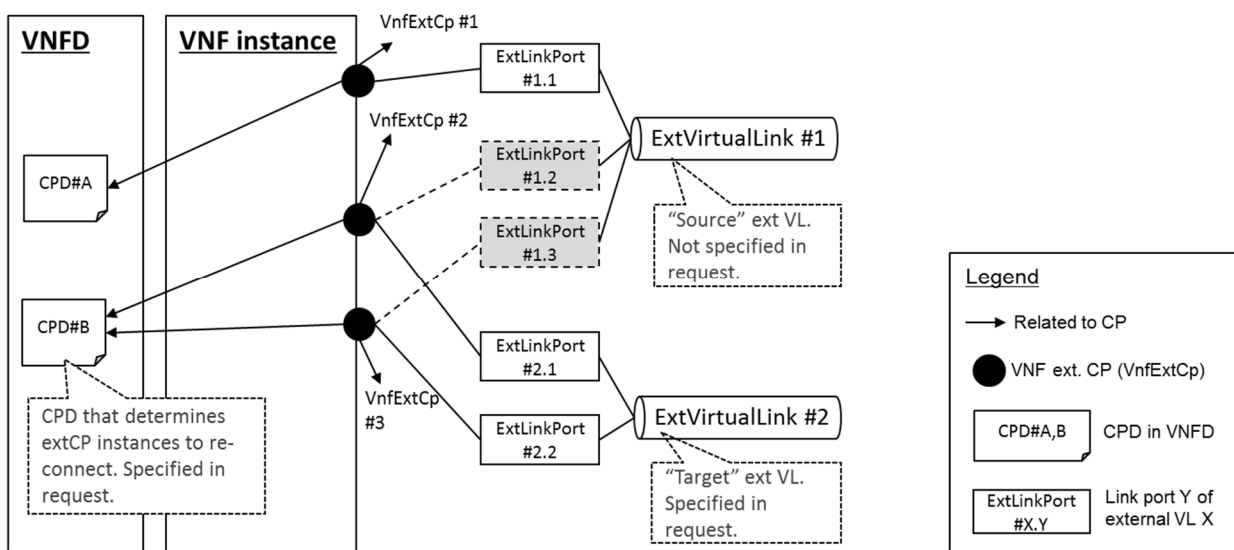


Figure A.3-1: Illustration of disconnecting external CPs from one external VL and connecting them to another external VL

Annex B (informative): Example VNF Configuration flows

B.1 Explicit change of VNF Configurable Properties

Figure B.1-1 illustrates two alternative non-exhaustive examples of VNF configuration triggered by explicit change of VNF Configurable Properties. The first alternative (steps 10a - 11a) shows a scenario where VNF Configuration interface is being used, the second alternative (steps 10b - 12b) shows a scenario where VNF Configuration interface is not being used and VNF is capable of self-managing. Other alternatives for passing the configuration changes to the VNF instance are possible.

```
@startuml
skinparam monochrome true
skinparam sequenceActorBackgroundColor #FFFFFF
skinparam sequenceParticipantBackgroundColor #FFFFFF
skinparam noteBackgroundColor #FFFFFF

participant "NFVO" as nfvo
participant "VNFM" as vnfm
participant "Instance:VNF" as vnf

autonumber "#'.'"

Ref over nfvo: triggering of VNF instantiation
  nfvo ->> vnfm: InstantiateVNF()
activate vnfm
  vnfm ->> nfvo: VnfLcmOperationOccurrenceNotification(START, lcmOpOccId, ...)
create vnf
  vnfm ->> vnf: Create VNF instance
  vnfm ->> vnf: Subscribe(VNF Indicator Value Change Notifications)
  vnfm ->> nfvo: VnfLcmOperationOccurrenceNotification(RESULT, lcmOpOccId, changes)
deactivate vnfm
vnf ->> vnfm: Subscribe(VNF LCM Notifications)
ref over nfvo, vnfm, vnf: "normal" operation...
nfvo ->> vnfm: ModifyVnfInfo(vnfConfigurableProperties)
activate vnfm
  vnfm ->> nfvo: VnfLcmOperationOccurrenceNotification(start, lcmOpOccId, ...)
  vnfm ->> vnf: VnfLcmOperationOccurrenceNotification(start, lcmOpOccId, ...)
alt VNF configuration interface used
  autonumber 10 "#'a.'"
  vnfm ->> vnf: SetConfigurationRequest(configuration data)
  ref over vnf: Apply config
  vnf ->> vnfm: SetConfigurationResponse(configuration data)
else VNF configuration interface is not used and VNF is self-managing
  autonumber 10 "#'b.'"
  vnf ->> vnfm: GetOperationStatusRequest(lcmOpOccId)
  vnfm ->> vnf: GetOperationStatusResponse(operation parameters)
  ref over vnf: Self-manage
  vnf ->> vnfm: IndicatorValueChangeNotification(self-manage, (lcmOpOccId, result))
end
autonumber 13 "#'.'"
Ref over vnfm: Update VnfInfo IE
vnfm ->> vnf: VnfLcmOperationOccurrenceNotification(RESULT, lcmOpOccId, ...)
vnfm ->> nfvo: VnfLcmOperationOccurrenceNotification(RESULT, lcmOpOccId, ...)
deactivate vnfm
@enduml
```



Figure B.1-1: Explicit change of VNF Configurable Properties

1. NFVO requests VNF instantiation (the trigger for VNF instantiation is out of scope of this flow). The step of VNF identifier creation is omitted for simplicity.
2. VNFM begins the VNF instantiation and sends the `VnfLcmOperationOccurrenceNotification` to NFVO (and all subscribers) indicating the start of LCM operation, operation ID, etc.
3. VNFM creates the new VNF instance (the interactions between VNFM and VIM are omitted for simplicity).
4. VNFM subscribes for VNF indicator value change notifications.
5. VNFM completes the VNF instantiation and sends the `VnfLcmOperationOccurrenceNotification` to NFVO (and all subscribers) indicating the result of LCM operation, operation ID, etc.
6. VNF instance subscribes for VNF LCM notifications.
7. NFVO requests VNFM to change certain VNF Configurable Properties with the `ModifyVnfInfo` operation and by passing `vnfConfigurableProperties` as a parameter.
8. 9. VNFM begins the operation and sends the `VnfLcmOperationOccurrenceNotification` to NFVO, VNF (and all subscribers) indicating the start of LCM operation, operation ID, etc.

If VNF Configuration interface (as defined in clause 6.2) is used:

- 10a. VNFM requests setting the configuration with `SetConfigurationRequest` operation and passes configuration data to be applied as a parameter.

VNF applies configuration:

- 11a. VNF returns the result of setting the configuration with the `SetConfigurationResponse` operation and passes the applied configuration data as a parameter.

If VNF Configuration interface (as defined in clause 6.2) is not used and VNF is self-managing:

- 10b. VNF requests the LCM operation details with the `GetOperationStatusRequest` operation and passes the `lcmOpOccId` as a parameter.
- 11b. VNFM returns the LCM operation details (including its parameters) with the `GetOperationStatusResponse` operation and passes the "LCM operation parameters" as a parameter.

VNF "self-manages" (determines what configuration changes need to be applied and applies them):

- 12b. VNF sends VNF Indicator value change notification `IndicatorValueChangeNotification` with information about successful completion of self-managing and indication that configuration changes have been applied. The format and values of the VNF indicator are declared by the VNF provider in the VNFD.

VNFM updates the `VnfInfo` IE accordingly:

13. 14. VNFM completes the operation and sends the `VnfLcmOperationOccurrenceNotification` to NFVO, VNF (and all subscribers) indicating the result of LCM operation, operation ID, etc.

Annex C (normative): NFVI operation and maintenance policies

The activities of NFVI operation and maintenance (e.g. NFVI software modification) have impact on VNF instances running on top of those NFVI resources to be changed. To minimize the impact on the service continuity of the VNF instances, a set of constraints shall be applied during this process. Based on this set of constraints, different actions can be taken to mitigate the impact of the NFVI operation and maintenance on the hosted VNF instances.

The EM and the VNFM shall support the constraints related to NFVI operation and maintenance given in clause 5.6 of ETSI GS NFV-IFA 010 [3] and express them as NFVI operation and maintenance policies.

For creating NFVI operation and maintenance policies, the EM determines the NFVI operation and maintenance constraints based on the current state of the VNF. This may be triggered by alarms of severity "warning" received by the EM/VNF from the VNFM, which report upcoming impacts due to NFVI operation and maintenance. The constraints express needs of VNFC/virtual link/virtual storage instances and their groups on the virtualised resources and virtualised resources groups they are using. The EM converts the identified constraints into NFVI operation and maintenance policies.

The EM sends to the VNFM the policy(ies) containing the constraints of NFVI operation and maintenance via the TransferPolicyRequest message (see clause 7.7.2) of the Policy Management interface over the Ve-Vnfm reference point whenever this is appropriate, e.g. because of upcoming virtualised resource changes due to the NFVI operation and maintenance.

Whenever the VNFM receives the NFVI operation and maintenance policy(ies) from the EM, it verifies the constraints expressed in the policy(ies), e.g. checking the consistency of the constraints in the policy(ies) with the information it maintains for the targeted virtualised resource or group of virtualised resources. In case of any conflict, the VNFM responds to the EM with a TransferPolicyResponse message indicating the failure and any appropriate additional information. Otherwise, it stores the received constraints and provides them to the VIM(s) (see annex B of ETSI GS NFV-IFA 006 [1]). For the policy(ies) of these constraints the VNFM responds to the EM according to the response it receives from the VIM.

The VNFM may modify the received policies (e.g. converting identifiers of VNFC/virtual link/virtual storage instances into corresponding identifiers of virtualised resources and their groups) before providing them (e.g. created or updated) to the VIM.

The NFVI operation and maintenance policy(ies) shall include all information needed to express the applicable constraints of the VNFC/virtual link/virtual storage instances running on top of the virtualised resource(s), or group(s) of virtualised resources.

NOTE 1: The EM can decide to send only the NFVI operation and maintenance constraints for the VNFC/virtual link/virtual storage instances listed in the received alarm as to be impacted by the planned NFVI operation and maintenance.

In addition, the EM can delete, query, activate or deactivate the policy(ies) containing the NFVI operation and maintenance constraints by using the existing operations (e.g. DeletePolicy, QueryPolicy, ActivatePolicy, DeactivatePolicy) of Policy Management interface. The VNFM shall apply the appropriate policy management operation on the policy(ies) it transferred to the VIM as a result of the policy, which is being managed by the EM (i.e. deleted, queried, activated or deactivated).

NOTE 2: This annex is not applicable if there is no EM functionality (including no integrated EM in VNF) provided for the management a VNF.

Annex D (informative): Change history

Date	Version	Information about changes
December	V0.0.1	Skeleton and scope
March 2015	V0.2.0	Implemented NFVIFA(15)000357r1
May 2015	V0.2.1	Implemented contribution agreed in Sanya
May 2015	V0.2.2	Implemented contribution agreed in San Jose and the Disclaimer Implemented CR: NFVIFA(15)000799r5, NFVIFA(15)000615r6, NFVIFA(15)000622r4, NFVIFA(15)000623r4, NFVIFA(15)000523r2, NFVIFA(15)000067r3
August 2015	V0.2.3	Implemented NFVIFA(15)000563r4, NFVIFA(15)000930r3
September 2015	V0.3.0	Implemented NFVIFA(15)0001141r1, NFVIFA(15)000978r2, NFVIFA(15)000929r6
October 2015	V0.3.1	Implemented NFVIFA(15)000994r1, NFVIFA(15)000953r4
November 2015	V0.4.0	Implemented NFVIFA(15)0001151r3, NFVIFA(15)00065r3, NFVIFA(15)0001150r2, NFVIFA(15)0001152r2, NFVIFA(15)0001139r3, NFVIFA(15)0001196r1, NFVIFA(15)0001317r1
December 2015	V0.5.0	Implemented NFVIFA(15)0001529, NFVIFA(15)0001495r2, NFVIFA(15)0001561, NFVIFA(15)0001509, NFVIFA(15)0001493r2, NFVIFA(15)0001323r6, NFVIFA(15)0001498r1, NFVIFA(15)0001455r2, NFVIFA(15)0001596, NFVIFA(15)0001608r2, NFVIFA(15)0001444
February 2016	V0.6.0	Implemented NFVIFA(15)0001321r4, NFVIFA(16)000098r1, NFVIFA(16)000107r1, NFVIFA(16)000108r1, NFVIFA(16)000109r1, NFVIFA(16)000110r1, NFVIFA(16)000112r1, NFVIFA(16)000113r1, NFVIFA(16)000114r2, NFVIFA(16)000115r2, NFVIFA(16)000116r1, NFVIFA(16)000120r3, NFVIFA(16)000127r4, NFVIFA(16)000106r1, NFVIFA(16)000119r1
March 2016	V0.7.0	Implemented NFVIFA(16)000257r1, NFVIFA(15)000779r9, NFVIFA(16)000281r1, NFVIFA(16)000253r1, NFVIFA(16)000264r1, NFVIFA(16)000322r1, NFVIFA(16)000252r1, NFVIFA(16)000192, NFVIFA(16)000326, NFVIFA(16)000324r1, NFVIFA(16)000289, NFVIFA(16)000291r1, NFVIFA(16)000290r1, NFVIFA(16)000210r2, NFVIFA(16)000246r2, NFVIFA(16)000249r3, NFVIFA(16)000224, NFVIFA(16)000197, NFVIFA(16)000217, NFVIFA(16)000267r4, NFVIFA(16)000142r6
March 2016	V0.7.1	ToC updated
April 2016	V0.8.0	Implemented NFVIFA(16)000394r2, NFVIFA(16)000429r2, NFVIFA(16)000430, NFVIFA(16)000469r1, NFVIFA(16)000485, NFVIFA(16)000508r1, NFVIFA(16)000526r1, NFVIFA(16)000530, NFVIFA(16)000552, NFVIFA(16)000562, NFVIFA(16)000571, NFVIFA(16)000558r1, NFVIFA(16)000421r2, NFVIFA(16)000425r2 NFVIFA(16)000382r2, NFVIFA(16)000397r3, NFVIFA(16)000418r2, NFVIFA(16)000422, NFVIFA(16)000444r2, NFVIFA(16)000497r2, NFVIFA(16)000499r1, NFVIFA(16)000543r2, NFVIFA(16)000549r1, NFVIFA(16)000550r1, NFVIFA(16)000554, NFVIFA(16)000556r1, NFVIFA(16)000557r1, NFVIFA(16)000560r3, NFVIFA(16)000563, NFVIFA(16)000575r1, NFVIFA(16)000576r3 NFVIFA(16)000420r2, NFVIFA(16)000445r1, NFVIFA(16)000449r3, NFVIFA(16)000450r3, NFVIFA(16)000462, NFVIFA(16)000466r5, NFVIFA(16)000509r1, NFVIFA(16)000547r1, NFVIFA(16)000551r4, NFVIFA(16)000553, NFVIFA(16)000565r2, NFVIFA(16)000592, NFVIFA(16)000601r4, NFVIFA(16)000652, NFVIFA(16)000656r1, NFVIFA(16)000667r1, NFVIFA(16)000722 NFVIFA(16)000461r7, NFVIFA(16)000720r2, NFVIFA(16)000484r9

Date	Version	Information about changes
June 2016	V0.9.0	Implemented NFVIFA(16)000453r2, NFVIFA(16)000769r2, NFVIFA(16)000783, NFVIFA(16)000784, NFVIFA(16)000785r3, NFVIFA(16)000786r1, NFVIFA(16)000788, NFVIFA(16)000794r1, NFVIFA(16)000831, NFVIFA(16)000836r2, NFVIFA(16)000837, NFVIFA(16)000838r2, NFVIFA(16)000839, NFVIFA(16)000852. NFVIFA(16)000791r5, NFVIFA(16)000795r3, NFVIFA(16)000856, NFVIFA(16)000893r1, NFVIFA(16)0001001r3, NFVIFA(16)0001011r2, NFVIFA(16)0001016 NFVIFA(16)000857r2, NFVIFA(16)000858, NFVIFA(16)000860, NFVIFA(16)000862r2, NFVIFA(16)000864, NFVIFA(16)000905r1
July 2016	V0.9.1	Implemented NFVIFA(16)0001042r2, NFVIFA(16)0001049, NFVIFA(16)0001033r1, NFVIFA(16)0001038r1, NFVIFA(16)000806r11, NFVIFA(16)0001066r1, NFVIFA(16)0001063r1 Fix conventions for stage 3 data type and the use of abbreviation
August 2016	V0.9.2	Implemented NFVIFA(16)0001088r1, NFVIFA(16)0001078r2, NFVIFA(16)0001077 ToC alignment with IFA007: <ul style="list-style-type: none"> • move VNF Lifecycle Change Notification interface from clauses 7.5 to 7.3 • move VNF Performance Management interface from clauses 7.6 to 7.4 • move VNF Fault Management interface from clauses 7.3 to 7.5 • move VNF Configuration Management interface from clauses 7.4 to 7.6 Delete editor's notes in clauses 4.2 and 5.3.1 as proposed in NFVIFA(16)0001122 Implemented NFVIFA(16)0001109r2 Alignment of the sequence and description of the LCM operations between IFA007 & IFA008 in clause 7.2 Alignment of the sequence and description of the Information elements related to VNF Lifecycle Management between IFA007 & IFA008 in clause 9.4 Fixed some typos and editorial inconsistencies
August 2016	V0.9.3	Implemented NFVIFA(16)0001131, NFVIFA(16)0001126r3
August 2016	V0.9.4	Implemented NFVIFA(16)000770_Replace_primitive_type_TimeStamp_by_DateTime Extended the implementation of change 5 in NFVIFA(16)001126r3_IFA007_IFA008_inconsistency_fixes to all places where the text is applicable (Description of input/output parameters of type ExtVirtualLink and ExtManagedVirtualLink starts with "Information about", rather than "Reference to")
22 August 2016	V0.9.4b	Alignment of the Operation Result clauses: result of an operation use past tense and return parameter use passive present tense and avoid future tense (will be). Output parameter mentioned in attribute descriptions are also changed to use "is returned" or "are returned" Editorial change in table 9.4.2.2-1, change "NVFO" to "NFVO"
7 September 2016	V0.9.5	Implemented editorial CR in NFVIFA(16)0001219
February 2017	V2.1.2	Implemented NFVIFA(17)000032
March 2017	V2.1.3	Implemented NFVIFA(17)000062r4
May 2017	V2.1.4	Implemented NFVIFA(17)000095r3, NFVIFA(17)000238r1, NFVIFA(17)000257r2 after NFVIFA#48-F2F-Piscataway NFVIFA(17)000285r4, NFVIFA(17)000293r2, NFVIFA(17)000354, NFVIFA(17)000463r1, NFVIFA(17)000478, NFVIFA(17)000479 after NFV#18
June 2017	V2.1.5	Implemented NFVIFA(17)000104r2, NFVIFA(17)000298r1, NFVIFA(17)000391r2, NFVIFA(17)000428r2, NFVIFA(17)000451r2, NFVIFA(17)000506r1, NFVIFA(17)000548r3, NFVIFA(17)000558r1, NFVIFA(17)000564r1, NFVIFA(17)000567r3, NFVIFA(17)000568r1, NFVIFA(17)000589r3, NFVIFA(17)000601r1, NFVIFA(17)000275r1, NFVIFA(17)000274r2
December 2017	V2.3.2	Implemented NFVIFA(17)000917, NFVIFA(17)000918r2, NFVIFA(17)000971, NFVIFA(17)000978, NFVIFA(17)000996r1, NFVIFA(17)001038r2, NFVIFA(17)001079, NFVIFA(17)001102, NFVIFA(17)001107, NFVIFA(17)001115r2, NFVIFA(17)001116r1, NFVIFA(17)001121, NFVIFA(17)001131r1, NFVIFA(17)001178, NFVIFA(17)001179 For NFVIFA(17)001116r1, the Rapporteur has fixed the following mis-alignment: The first pattern in change 1 includes the text 'trigger the sending of the "start" LCM notification' whereas the second pattern in change 3 includes the text 'trigger the "start" notification'. As the first pattern is more precise, the rapporteur has aligned the second pattern with the first one when implementing the CR
January 2018	V2.3.3	Editorial corrections of annex D
May 2018	V3.0.0	Base line for Release 3 created from v2.4.1

Date	Version	Information about changes
June 2018	V3.0.1	Implemented NFVIFA(18)000431r1, NFVIFA(18)000565, NFVIFA(18)000604, NFVIFA(18)000614, NFVIFA(18)000630, NFVIFA(18)000633, NFVIFA(18)000644, NFVIFA(18)000535r2
October 2018	V3.1.2	Base line for Release 3 maintenance, created from v3.1.1 Implemented NFVIFA(18)000835
November 2018	V3.1.3	Implemented NFVIFA(18)000888r2, NFVIFA(18)000960 Reordered annex C Authors & Contributors list
December 2018	V3.1.4	Implemented NFVIFA(18)0001003, NFVIFA(18)0001015, NFVIFA(18)0001024r2, NFVIFA(18)0001033, NFVIFA(18)0001087, NFVIFA(18)0001092
February 2019	V3.1.5	Implemented NFVIFA(19)000058
February 2019	V3.1.6	Implemented NFVIFA(19)000139, NFVIFA(19)000147
May 2019	V3.2.2	Base line for Release 3 maintenance, created from V3.2.1
July 2019	V3.2.3	Implemented NFVIFA(19)000363r2, NFVIFA(19)000454r2, NFVIFA(19)000507, NFVIFA(19)000607, NFVIFA(19)000615r1, NFVIFA(19)000616, NFVIFA(19)000624, NFVIFA(19)000636, NFVIFA(19)000639, NFVIFA(19)000650, NFVIFA(19)000654, NFVIFA(19)000700
August 2019	V3.3.2	Base line for Release 3 maintenance, created from v3.3.1
March 2020	V3.3.3	Implemented NFVIFA(19)000761, NFVIFA(19)000771, NFVIFA(19)000820, NFVIFA(19)000884, NFVIFA(19)000888, NFVIFA(19)000898, NFVIFA(19)000951, NFVIFA(19)000994, NFVIFA(19)0001034r1, NFVIFA(20)000013, NFVIFA(20)000018, NFVIFA(20)000050r1, NFVIFA(20)000116r1
May 2020	V3.3.4	Implemented NFVIFA(20)000148r1, NFVIFA(20)000168r1, NFVIFA(20)000173, NFVIFA(20)000194, NFVIFA(20)000203, NFVIFA(20)000233, NFVIFA(20)000257, NFVIFA(20)000258, NFVIFA(20)000285, NFVIFA(20)000288, NFVIFA(20)000295r1
July 2020	V4.0.1	Base line for Release 4 maintenance, created from v3.4.1
November 2020	V4.0.2	Implemented NFVIFA(20)000503, NFVIFA(20)000527, NFVIFA(20)000530, NFVIFA(20)000674, NFVIFA(20)000698, NFVIFA(20)000722r1, NFVIFA(20)000723, NFVIFA(20)000777
March 2021	V4.0.3	Implemented NFVIFA(20)000822, NFVIFA(20)000844r3, NFVIFA(20)000923, NFVIFA(21)000124r1, NFVIFA(21)000153r1, NFVIFA(21)000195, NFVIFA(21)000200r2, NFVIFA(21)000235r1
April 2021	V4.0.4	Implemented NFVIFA(21)000275
December 2021	V4.2.3	Implemented NFVIFA(21)000691, NFVIFA(21)000817, NFVIFA(21)000906, NFVIFA(21)000917, NFVIFA(21)0001062
March 2022	V4.2.4	Implemented NFVIFA(22)000194r1
April 2022	V4.2.5	Implemented NFVIFA(22)000258
September 2022	V4.3.2	Base line for Release 4 maintenance, created from v4.3.1, and implemented NFVIFA(22)000604, NFVIFA(22)000641r1
January 2023	V4.3.3	Implemented NFVIFA(22)000762r1, NFVIFA(22)000902, NFVIFA(22)000973, NFVIFA(22)000974, NFVIFA(22)000975r1, NFVIFA(23)000026r1
July 2023	V4.4.2	Implemented NFVIFA(23)000133, NFVIFA(23)000362, NFVIFA(23)000365r1, NFVIFA(23)000419r1, NFVIFA(23)000488r4, NFVIFA(23)000521, NFVIFA(23)000527
March 2024	V5.0.1	Base line for Release 5 maintenance, created from v4.5.1, and implemented NFVIFA(23)000839, NFVIFA(23)000844r1, NFVIFA(24)000029, NFVIFA(24)000075, NFVIFA(24)000212r1
April 2024	V5.0.2	Implemented NFVIFA(24)000248

History

Document history		
V5.1.1	June 2024	Publication