



Network Functions Virtualisation (NFV) Release 4; Protocols and Data Models; NFV descriptors based on TOSCA specification

Disclaimer

The present document has been produced and approved by the Network Functions Virtualisation (NFV) ETSI Industry Specification Group (ISG) and represents the views of those members who participated in this ISG.
It does not necessarily represent the views of the entire ETSI membership.

ReferenceRGS/NFV-SOL001ed441

Keywordsdata, information model, model, NFV

ETSI650 Route des Lucioles
F-06921 Sophia Antipolis Cedex - FRANCE

Tel.: +33 4 92 94 42 00 Fax: +33 4 93 65 47 16

Siret N° 348 623 562 00017 - APE 7112B
Association à but non lucratif enregistrée à la
Sous-Préfecture de Grasse (06) N° w061004871

Important notice

The present document can be downloaded from:

<https://www.etsi.org/standards-search>

The present document may be made available in electronic versions and/or in print. The content of any electronic and/or print versions of the present document shall not be modified without the prior written authorization of ETSI. In case of any existing or perceived difference in contents between such versions and/or in print, the prevailing version of an ETSI deliverable is the one made publicly available in PDF format at www.etsi.org/deliver.

Users of the present document should be aware that the document may be subject to revision or change of status.

Information on the current status of this and other ETSI documents is available at

<https://portal.etsi.org/TB/ETSIDeliverableStatus.aspx>

If you find errors in the present document, please send your comment to one of the following services:

<https://portal.etsi.org/People/CommitteeSupportStaff.aspx>

If you find a security vulnerability in the present document, please report it through our
Coordinated Vulnerability Disclosure Program:

<https://www.etsi.org/standards/coordinated-vulnerability-disclosure>

Notice of disclaimer & limitation of liability

The information provided in the present deliverable is directed solely to professionals who have the appropriate degree of experience to understand and interpret its content in accordance with generally accepted engineering or other professional standard and applicable regulations.

No recommendation as to products and services or vendors is made or should be implied.

No representation or warranty is made that this deliverable is technically accurate or sufficient or conforms to any law and/or governmental rule and/or regulation and further, no representation or warranty is made of merchantability or fitness for any particular purpose or against infringement of intellectual property rights.

In no event shall ETSI be held liable for loss of profits or any other incidental or consequential damages.

Any software contained in this deliverable is provided "AS IS" with no warranties, express or implied, including but not limited to, the warranties of merchantability, fitness for a particular purpose and non-infringement of intellectual property rights and ETSI shall not be held liable in any event for any damages whatsoever (including, without limitation, damages for loss of profits, business interruption, loss of information, or any other pecuniary loss) arising out of or related to the use of or inability to use the software.

Copyright Notification

No part may be reproduced or utilized in any form or by any means, electronic or mechanical, including photocopying and microfilm except as authorized by written permission of ETSI.

The content of the PDF version shall not be modified without the written authorization of ETSI.

The copyright and the foregoing restriction extend to reproduction in all media.

© ETSI 2023.
All rights reserved.

Contents

Intellectual Property Rights	25
Foreword.....	25
Modal verbs terminology.....	25
1 Scope	26
2 References	26
2.1 Normative references	26
2.2 Informative references.....	27
3 Definition of terms, symbols and abbreviations.....	28
3.1 Terms.....	28
3.2 Symbols.....	28
3.3 Abbreviations	28
4 Overview of TOSCA model.....	29
5 General concept of using TOSCA to model NFV descriptors	29
5.1 Introduction	29
5.2 Network Service Descriptor	29
5.3 Virtualised Network Function Descriptor	29
5.4 Physical Network Function Descriptor.....	30
5.5 toasca_definitions_version and Namespace prefix	30
5.6 Imports statement	31
5.6.1 VNFD TOSCA service template	31
5.6.2 NSD TOSCA service template	31
5.6.3 PNFD TOSCA service template	32
5.7 Type extension	33
5.7.1 Introduction.....	33
5.7.2 Rules	33
5.7.3 VNFD Types.....	33
5.7.4 NSD types.....	34
5.7.5 Security-sensitive properties in extended data types	35
5.8 Non-Backward Compatible changes	35
5.9 Use of TOSCA functions	35
6 VNFD TOSCA model.....	36
6.1 Introduction	36
6.2 Data Types.....	39
6.2.1 toasca.datatypes.nfv.CpProtocolData	39
6.2.1.1 Description	39
6.2.2 toasca.datatypes.nfv.AddressData	39
6.2.2.1 Description	39
6.2.3 toasca.datatypes.nfv.L2AddressData.....	39
6.2.3.1 Description	39
6.2.4 toasca.datatypes.nfv.VirtualNetworkInterfaceRequirements	39
6.2.4.1 Description	39
6.2.4.2 Properties	39
6.2.4.3 Definition	40
6.2.4.4 Examples.....	40
6.2.4.5 Additional Requirements	40
6.2.5 toasca.datatypes.nfv.L3AddressData.....	40
6.2.5.1 Description	40
6.2.6 toasca.datatypes.nfv.RequestedAdditionalCapability.....	41
6.2.6.1 Description	41
6.2.6.2 Properties	41
6.2.6.3 Definition	42
6.2.6.4 Examples.....	42
6.2.6.5 Additional Requirements	42

6.2.7	tosca.datatypes.nfv.VirtualMemory	42
6.2.7.1	Description	42
6.2.7.2	Properties	43
6.2.7.3	Definitions	43
6.2.7.4	Examples	44
6.2.7.5	Additional Requirements	44
6.2.8	tosca.datatypes.nfv.VirtualCpu	44
6.2.8.1	Description	44
6.2.8.2	Properties	44
6.2.8.3	Definition	45
6.2.8.4	Examples	45
6.2.8.5	Additional Requirements	45
6.2.9	tosca.datatypes.nfv.VirtualCpuPinning	45
6.2.9.1	Description	45
6.2.9.2	Properties	46
6.2.9.3	Definition	46
6.2.9.4	Examples	46
6.2.9.5	Additional Requirements	47
6.2.10	tosca.datatypes.nfv.VnfcConfigurableProperties	47
6.2.10.1	Description	47
6.2.10.2	Properties	47
6.2.10.3	Definition	47
6.2.10.4	Examples	48
6.2.10.5	Additional Requirements	49
6.2.11	tosca.datatypes.nfv.VnfcAdditionalConfigurableProperties	50
6.2.11.1	Description	50
6.2.11.2	Properties	50
6.2.11.3	Definition	50
6.2.11.4	Examples	50
6.2.12	tosca.datatypes.nfv.VduProfile	50
6.2.12.1	Description	50
6.2.12.2	Properties	50
6.2.12.3	Definition	51
6.2.12.4	Examples	52
6.2.12.5	Additional requirements	53
6.2.13	tosca.datatypes.nfv.VIProfile	53
6.2.13.1	Description	53
6.2.13.2	Properties	53
6.2.13.3	Definition	54
6.2.13.4	Examples	54
6.2.13.5	Additional Requirements	55
6.2.14	tosca.datatypes.nfv.VirtualLinkProtocolData	55
6.2.14.1	Description	55
6.2.14.2	Properties	55
6.2.14.3	Definition	55
6.2.14.4	Examples	56
6.2.14.5	Additional Requirements	56
6.2.15	tosca.datatypes.nfv.L2ProtocolData	56
6.2.15.1	Description	56
6.2.15.2	Properties	56
6.2.15.3	Definition	57
6.2.15.4	Examples	58
6.2.15.5	Additional Requirements	58
6.2.16	tosca.datatypes.nfv.L3ProtocolData	58
6.2.16.1	Description	58
6.2.16.2	Properties	58
6.2.16.3	Definition	59
6.2.16.4	Examples	59
6.2.16.5	Additional Requirements	60
6.2.17	tosca.datatypes.nfv.IpAllocationPool	60
6.2.17.1	Description	60
6.2.17.2	Properties	60

6.2.17.3	Definition	60
6.2.17.4	Examples	60
6.2.17.5	Additional Requirements	60
6.2.18	tosca.datatypes.nfv.InstantiationLevel	61
6.2.18.1	Description	61
6.2.18.2	Properties	61
6.2.18.3	Definition	61
6.2.18.4	Examples	61
6.2.18.5	Additional Requirements	61
6.2.19	tosca.datatypes.nfv.VduLevel	62
6.2.19.1	Description	62
6.2.19.2	Properties	62
6.2.19.3	Definition	62
6.2.19.4	Examples	62
6.2.19.5	Additional Requirements	62
6.2.20	tosca.datatypes.nfv.VnfLcmOperationsConfiguration	63
6.2.20.1	Description	63
6.2.20.2	Properties	63
6.2.20.3	Definition	64
6.2.20.4	Examples	65
6.2.20.5	Additional Requirements	65
6.2.21	tosca.datatypes.nfv.VnfInstantiateOperationConfiguration	65
6.2.21.1	Description	65
6.2.21.2	Properties	65
6.2.21.3	Definition	65
6.2.21.4	Examples	66
6.2.21.5	Additional Requirements	66
6.2.22	tosca.datatypes.nfv.VnfScaleOperationConfiguration	66
6.2.22.1	Description	66
6.2.22.2	Properties	66
6.2.22.3	Definition	66
6.2.22.4	Examples	67
6.2.22.5	Additional Requirements	67
6.2.23	tosca.datatypes.nfv.VnfScaleToLevelOperationConfiguration	67
6.2.23.1	Description	67
6.2.23.2	Properties	67
6.2.23.3	Definition	67
6.2.23.4	Examples	67
6.2.23.5	Additional Requirements	67
6.2.24	tosca.datatypes.nfv.VnfHealOperationConfiguration	68
6.2.24.1	Description	68
6.2.24.2	Properties	68
6.2.24.3	Definition	68
6.2.24.4	Examples	68
6.2.24.5	Additional Requirements	68
6.2.25	tosca.datatypes.nfv.VnfTerminateOperationConfiguration	68
6.2.25.1	Description	68
6.2.25.2	Properties	69
6.2.25.3	Definition	69
6.2.25.4	Examples	69
6.2.25.5	Additional Requirements	69
6.2.26	tosca.datatypes.nfv.VnfOperateOperationConfiguration	70
6.2.26.1	Description	70
6.2.26.2	Properties	70
6.2.26.3	Definition	70
6.2.26.4	Examples	70
6.2.26.5	Additional Requirements	71
6.2.27	tosca.datatypes.nfv.ScaleInfo	71
6.2.27.1	Description	71
6.2.28	tosca.datatypes.nfv.ScalingAspect	71
6.2.28.1	Description	71
6.2.28.2	Properties	71

6.2.28.3	Definition	71
6.2.28.4	Examples	72
6.2.28.5	Additional Requirements	72
6.2.29	tosca.datatypes.nfv.LinkBitrateRequirements	72
6.2.29.1	Description	72
6.2.30	tosca.datatypes.nfv.ConnectivityType	72
6.2.30.1	Description	72
6.2.31	tosca.datatypes.nfv.VnfConfigurableProperties.....	72
6.2.31.1	Description	72
6.2.31.2	Properties	73
6.2.31.3	Definition	74
6.2.31.4	Examples	75
6.2.31.5	Additional Requirements	76
6.2.32	tosca.datatypes.nfv.VnfAdditionalConfigurableProperties.....	76
6.2.32.1	Description	76
6.2.32.2	Properties	76
6.2.32.3	Definition	76
6.2.32.4	Examples	76
6.2.32.5	Additional Requirements	77
6.2.33	tosca.datatypes.nfv.VnfInfoModifiableAttributes	77
6.2.33.1	Description	77
6.2.33.2	Properties	77
6.2.33.3	Definition	77
6.2.33.4	Examples	78
6.2.33.5	Additional Requirements	78
6.2.34	tosca.datatypes.nfv.VnfInfoModifiableAttributesExtensions	78
6.2.34.1	Description	78
6.2.34.2	Properties	78
6.2.34.3	Definition	78
6.2.34.4	Examples	79
6.2.34.5	Additional Requirements	79
6.2.35	tosca.datatypes.nfv.VnfInfoModifiableAttributesMetadata	79
6.2.35.1	Description	79
6.2.35.2	Properties	79
6.2.35.3	Definition	79
6.2.35.4	Examples	79
6.2.35.5	Additional Requirements	80
6.2.36	tosca.datatypes.nfv.Qos	80
6.2.36.1	Description	80
6.2.37	tosca.datatypes.nfv.LogicalNodeData.....	80
6.2.37.1	Description	80
6.2.37.2	Properties	80
6.2.37.3	Definition	81
6.2.37.4	Examples	81
6.2.37.5	Additional Requirements	81
6.2.38	Void	81
6.2.39	tosca.datatypes.nfv.VirtualBlockStorageData	81
6.2.39.1	Description	81
6.2.39.2	Properties	81
6.2.39.3	Definition	82
6.2.39.4	Examples	82
6.2.39.5	Additional Requirements	82
6.2.40	tosca.datatypes.nfv.VirtualObjectStorageData	82
6.2.40.1	Description	82
6.2.40.2	Properties	83
6.2.40.3	Definition	83
6.2.40.4	Examples	83
6.2.40.5	Additional Requirements	83
6.2.41	tosca.datatypes.nfv.VirtualFileStorageData.....	83
6.2.41.1	Description	83
6.2.41.2	Properties	84
6.2.41.3	Definition	84

6.2.41.4	Examples	84
6.2.41.5	Additional Requirements	84
6.2.42	tosca.datatypes.nfv.VirtualLinkBitrateLevel	84
6.2.42.1	Description	84
6.2.42.2	Properties	85
6.2.42.3	Definition	85
6.2.42.4	Examples	85
6.2.42.5	Additional Requirements	85
6.2.43	tosca.datatypes.nfv.VnfOperationAdditionalParameters	85
6.2.43.1	Description	85
6.2.43.2	Properties	85
6.2.43.3	Definition	86
6.2.43.4	Examples	86
6.2.43.5	Additional Requirements	87
6.2.44	tosca.datatypes.nfv.VnfChangeFlavourOperationConfiguration	87
6.2.44.1	Description	87
6.2.44.2	Properties	87
6.2.44.3	Definition	88
6.2.44.4	Examples	88
6.2.44.5	Additional Requirements	88
6.2.45	tosca.datatypes.nfv.VnfChangeExtConnectivityOperation Configuration	88
6.2.45.1	Description	88
6.2.45.2	Properties	88
6.2.45.3	Definition	88
6.2.45.4	Examples	89
6.2.45.5	Additional Requirements	89
6.2.46	tosca.datatypes.nfv.VnfMonitoringParameter	89
6.2.47	tosca.datatypes.nfv.VnfcMonitoringParameter	89
6.2.47.1	Description	89
6.2.47.2	Properties	89
6.2.47.3	Definition	90
6.2.47.4	Examples	91
6.2.47.5	Additional Requirements	91
6.2.48	tosca.datatypes.nfv.VirtualLinkMonitoringParameter	91
6.2.48.1	Description	91
6.2.48.2	Properties	91
6.2.48.3	Definition	92
6.2.48.4	Examples	92
6.2.48.5	Additional Requirements	92
6.2.49	tosca.datatypes.nfv.InterfaceDetails	92
6.2.49.1	Description	92
6.2.49.2	Properties	92
6.2.49.3	Definition	93
6.2.49.4	Examples	93
6.2.49.5	Additional Requirements	93
6.2.50	tosca.datatypes.nfv.UriComponents	93
6.2.50.1	Description	93
6.2.50.2	Properties	93
6.2.50.3	Definition	94
6.2.50.4	Examples	94
6.2.50.5	Additional Requirements	94
6.2.51	tosca.datatypes.nfv.UriAuthority	95
6.2.51.1	Description	95
6.2.51.2	Properties	95
6.2.51.3	Definition	95
6.2.51.4	Examples	96
6.2.51.5	Additional Requirements	96
6.2.52	tosca.datatypes.nfv.VnfProfile	96
6.2.52.1	Description	96
6.2.53	tosca.datatypes.nfv.ChecksumData	96
6.2.53.1	Description	96
6.2.53.2	Properties	96

6.2.53.3	Definition	97
6.2.53.4	Examples	97
6.2.53.5	Additional Requirements	97
6.2.54	tosca.datatypes.nfv.VnfmInterfaceInfo	97
6.2.54.1	Description	97
6.2.54.2	Properties	97
6.2.54.3	Definition	98
6.2.54.4	Examples	98
6.2.54.5	Additional Requirements	98
6.2.55	tosca.datatypes.nfv.OauthServerInfo	99
6.2.55.1	Description	99
6.2.55.2	Properties	99
6.2.55.3	Definition	99
6.2.55.4	Examples	99
6.2.55.5	Additional Requirements	99
6.2.56	tosca.datatypes.nfv.BootData	99
6.2.56.1	Description	99
6.2.56.2	Properties	99
6.2.56.3	Definition	100
6.2.56.4	Examples	100
6.2.56.5	Additional Requirements	100
6.2.57	tosca.datatypes.nfv.KvpData	101
6.2.57.1	Description	101
6.2.57.2	Properties	101
6.2.57.3	Definition	101
6.2.57.4	Examples	101
6.2.57.5	Additional Requirements	101
6.2.58	tosca.datatypes.nfv.ContentOrFileData	102
6.2.58.1	Description	102
6.2.58.2	Properties	102
6.2.58.3	Definition	102
6.2.58.4	Examples	103
6.2.58.5	Additional Requirements	103
6.2.59	tosca.datatypes.nfv.BootDataVimSpecificProperties	103
6.2.59.1	Description	103
6.2.59.2	Properties	103
6.2.59.3	Definition	104
6.2.59.4	Examples	104
6.2.59.5	Additional Requirements	104
6.2.60	tosca.datatypes.nfv.VnfPackageChangeSelector	104
6.2.60.1	Description	104
6.2.60.2	Properties	105
6.2.60.3	Definition	105
6.2.60.4	Examples	105
6.2.60.5	Additional Requirements	105
6.2.61	tosca.datatypes.nfv.VnfPackageChangeComponentMapping	106
6.2.61.1	Description	106
6.2.61.2	Properties	106
6.2.61.3	Definition	106
6.2.61.4	Examples	107
6.2.61.5	Additional Requirements	107
6.2.62	tosca.datatypes.nfv.VnfChangeCurrentPackageOperation Configuration	107
6.2.62.1	Description	107
6.2.62.2	Properties	107
6.2.62.3	Definition	107
6.2.62.4	Examples	108
6.2.62.5	Additional Requirements	108
6.2.63	tosca.datatypes.nfv.VnfCreateSnapshotOperationConfiguration	108
6.2.63.1	Description	108
6.2.63.2	Properties	108
6.2.63.3	Definition	108
6.2.63.4	Examples	108

6.2.63.5	Additional Requirements	108
6.2.64	tosca.datatypes.nfv.VnfRevertToSnapshotOperationConfiguration	108
6.2.64.1	Description	108
6.2.64.2	Properties	109
6.2.64.3	Definition	109
6.2.64.4	Examples	109
6.2.64.5	Additional Requirements	109
6.2.65	tosca.datatypes.nfv.ServicePortData	109
6.2.65.1	Description	109
6.2.65.2	Properties	109
6.2.65.3	Definition	110
6.2.65.4	Examples	110
6.2.65.5	Additional Requirements	110
6.2.66	tosca.datatypes.nfv.AdditionalServiceData	111
6.2.66.1	Description	111
6.2.66.2	Properties	111
6.2.66.3	Definition	111
6.2.66.4	Examples	111
6.2.66.5	Additional Requirements	112
6.2.67	tosca.datatypes.nfv.VnfLcmOpCoord	112
6.2.67.1	Description	112
6.2.67.2	Properties	112
6.2.67.3	Definition	114
6.2.67.4	Examples	114
6.2.67.5	Additional Requirements	114
6.2.68	tosca.datatypes.nfv.InputOpCoordParams	115
6.2.68.1	Description	115
6.2.68.2	Properties	115
6.2.68.3	Definition	115
6.2.69	tosca.datatypes.nfv.OutputOpCoordParams	115
6.2.69.1	Description	115
6.2.69.2	Properties	115
6.2.69.3	Definition	115
6.2.70	tosca.datatypes.nfv.ExtendedResourceData	116
6.2.70.1	Description	116
6.2.70.2	Properties	116
6.2.70.3	Definition	116
6.2.70.4	Examples	117
6.2.70.5	Additional Requirements	117
6.2.71	tosca.datatypes.nfv.Hugepages	117
6.2.71.1	Description	117
6.2.71.2	Properties	117
6.2.71.3	Definition	118
6.2.71.4	Examples	118
6.2.71.5	Additional Requirements	118
6.2.72	tosca.datatypes.nfv.MaxNumberOfImpactedInstances	118
6.2.72.1	Description	118
6.2.72.2	Properties	119
6.2.72.3	Definition	119
6.2.72.4	Examples	119
6.2.72.5	Additional Requirements	119
6.2.73	tosca.datatypes.nfv.MinNumberOPreservedInstances	120
6.2.73.1	Description	120
6.2.73.2	Properties	120
6.2.73.3	Definition	120
6.2.73.4	Examples	121
6.2.73.5	Additional Requirements	121
6.2.74	tosca.datatypes.nfv.NfviMaintenanceInfo	121
6.2.74.1	Description	121
6.2.74.2	Properties	121
6.2.74.3	Definition	122
6.2.74.4	Examples	123

6.2.74.5	Additional Requirements	123
6.2.75	tosca.datatypes.nfv.McioIdentificationData	123
6.2.75.1	Description	123
6.2.75.2	Properties	124
6.2.75.3	Definition	124
6.2.75.4	Examples	124
6.2.75.5	Additional Requirements	124
6.2.76	tosca.datatypes.nfv.VipCpLevel	124
6.2.76.1	Description	124
6.2.76.2	Properties	125
6.2.76.3	Definition	125
6.2.76.4	Examples	125
6.2.76.5	Additional Requirements	125
6.2.77	tosca.datatypes.nfv.ServiceData	125
6.2.77.1	Description	125
6.2.77.2	Properties	125
6.3	Artifact Types	126
6.3.1	tosca.artifacts.nfv.SwImage	126
6.3.1.1	Description	126
6.3.1.2	Properties	127
6.3.1.3	Definition	128
6.3.2	tosca.artifacts.Implementation.nfv.Mistral	129
6.3.2.1	Description	129
6.3.2.2	Definition	129
6.3.3	tosca.artifacts.nfv.HelmChart	129
6.3.3.1	Description	129
6.3.3.2	Properties	130
6.3.3.3	Description	130
6.4	Capability Types	130
6.4.1	tosca.capabilities.nfv.VirtualBindable	130
6.4.1.1	Description	130
6.4.1.2	Properties	130
6.4.1.3	Definition	130
6.4.2	tosca.capabilities.nfv.VirtualLinkable	130
6.4.2.1	Description	130
6.4.3	tosca.capabilities.nfv.VirtualCompute	131
6.4.3.1	Description	131
6.4.3.2	Properties	131
6.4.3.3	Definition	131
6.4.4	tosca.capabilities.nfv.VirtualStorage	132
6.4.4.1	Description	132
6.4.4.2	Definition	132
6.4.5	tosca.capabilities.nfv.TrunkBindable	132
6.4.5.1	Description	132
6.4.5.2	Properties	133
6.4.5.3	Definition	133
6.4.6	tosca.capabilities.nfv.ContainerDeployable	133
6.4.6.1	Description	133
6.4.6.2	Properties	133
6.4.6.3	Definition	133
6.4.7	tosca.capabilities.nfv.AssociableVdu	134
6.4.7.1	Description	134
6.4.7.2	Properties	134
6.4.7.3	Definition	134
6.5	Requirement Types	134
6.6	Relationship Types	134
6.6.1	tosca.relationships.nfv.VirtualBindsTo	134
6.6.1.1	Description	134
6.6.1.2	Properties	134
6.6.1.3	Definition	135
6.6.2	tosca.relationships.nfv.VirtualLinksTo	135
6.6.2.1	Description	135

6.6.3	tosca.relationships.nfv.AttachesTo	135
6.6.3.1	Description	135
6.6.3.2	Properties	135
6.6.3.3	Definition	135
6.6.4	tosca.relationships.nfv.TrunkBindsTo	135
6.6.4.1	Description	135
6.6.4.2	Properties	136
6.6.4.3	Definition	136
6.6.5	tosca.relationships.nfv.DeploysTo	136
6.6.5.1	Description	136
6.6.5.2	Properties	136
6.6.5.3	Definition	136
6.6.6	tosca.relationships.nfv.MciopAssociates	136
6.6.6.1	Description	136
6.6.6.2	Properties	137
6.6.6.3	Definition	137
6.7	Interface Types	137
6.7.1	tosca.interfaces.nfv.Vnflcm	137
6.7.1.1	Description	137
6.7.1.2	Definition	138
6.7.1.3	Additional Requirements	141
6.7.1.4	Support of LCM scripts	142
6.7.1.5	Examples	142
6.7.2	tosca.interfaces.nfv.VnfIndicator	145
6.7.2.1	Description	145
6.7.2.2	Definition	145
6.7.2.3	Examples	145
6.7.3	tosca.interfaces.nfv.ChangeCurrentVnfPackage	145
6.7.3.1	Description	145
6.7.3.2	Definition	146
6.7.3.3	Examples	146
6.8	Node Types	146
6.8.1	tosca.nodes.nfv.VNF	146
6.8.1.1	Description	146
6.8.1.2	Properties	147
6.8.1.3	Attributes	149
6.8.1.4	Requirements	150
6.8.1.5	Capabilities	150
6.8.1.6	Definition	150
6.8.1.7	Artifact	152
6.8.1.8	Additional Requirements	153
6.8.1.9	Example	154
6.8.2	tosca.nodes.nfv.VnfExtCp	158
6.8.2.1	Description	158
6.8.2.2	Properties	159
6.8.2.3	Attributes	159
6.8.2.4	Requirements	159
6.8.2.5	Capabilities	159
6.8.2.6	Definition	159
6.8.2.7	Additional Requirements	160
6.8.2.8	Example	160
6.8.3	tosca.nodes.nfv.Vdu.Compute	160
6.8.3.1	Description	160
6.8.3.2	Properties	161
6.8.3.3	Attributes	162
6.8.3.4	Requirements	162
6.8.3.5	Capabilities	162
6.8.3.6	Definition	163
6.8.3.7	Additional requirements	164
6.8.3.8	Example	165
6.8.4	tosca.nodes.nfv.Vdu.VirtualBlockStorage	170
6.8.4.1	Description	170

6.8.4.2	Properties	170
6.8.4.3	Attributes.....	170
6.8.4.4	Requirements	170
6.8.4.5	Capabilities.....	170
6.8.4.6	Definition	171
6.8.4.7	Additional requirements.....	171
6.8.5	tosca.nodes.nfv.Vdu.VirtualObjectStorage.....	171
6.8.5.1	Description	171
6.8.5.2	Properties	171
6.8.5.3	Attributes.....	172
6.8.5.4	Requirements	172
6.8.5.5	Capabilities.....	172
6.8.5.6	Definition	172
6.8.5.7	Additional requirements.....	173
6.8.6	tosca.nodes.nfv.Vdu.VirtualFileStorage	173
6.8.6.1	Description	173
6.8.6.2	Properties	173
6.8.6.3	Attributes.....	173
6.8.6.4	Requirements	173
6.8.6.5	Capabilities.....	174
6.8.6.6	Definition	174
6.8.6.7	Additional requirements.....	174
6.8.7	tosca.nodes.nfv.Cp.....	174
6.8.7.1	Description	174
6.8.8	tosca.nodes.nfv.VduCp.....	175
6.8.8.1	Description	175
6.8.8.2	Properties	175
6.8.8.3	Attributes.....	176
6.8.8.4	Requirements	176
6.8.8.5	Capabilities.....	176
6.8.8.6	Definition	177
6.8.9	tosca.nodes.nfv.VnfVirtualLink.....	178
6.8.9.1	Description	178
6.8.9.2	Properties	178
6.8.9.3	Requirements	179
6.8.9.4	Capabilities.....	179
6.8.9.5	Definition	179
6.8.10	tosca.nodes.nfv.VipCp.....	180
6.8.10.1	Description	180
6.8.10.2	Properties	180
6.8.10.3	Attributes.....	180
6.8.10.4	Requirements	181
6.8.10.5	Definition	181
6.8.10.6	Example	181
6.8.11	tosca.nodes.nfv.VduSubCp.....	182
6.8.11.1	Description	182
6.8.11.2	Properties	182
6.8.11.3	Attributes.....	182
6.8.11.4	Requirements	182
6.8.11.5	Definition	182
6.8.11.6	Example	183
6.8.11.7	Additional Requirements	183
6.8.12	tosca.nodes.nfv.Vdu.OsContainer.....	183
6.8.12.1	Description	183
6.8.12.2	Properties	183
6.8.12.3	Attributes.....	184
6.8.12.4	Capabilities.....	184
6.8.12.5	Definition	184
6.8.12.6	Additional requirements.....	186
6.8.13	tosca.nodes.nfv.Vdu.OsContainerDeployableUnit	186
6.8.13.1	Description	186
6.8.13.2	Properties	186

6.8.13.3	Attributes.....	187
6.8.13.4	Requirements	187
6.8.13.5	Capabilities.....	187
6.8.13.6	Definition	187
6.8.14	tosca.nodes.nfv.Mciop	189
6.8.14.1	Description	189
6.8.14.2	Properties	190
6.8.14.3	Attributes.....	190
6.8.14.4	Requirements	190
6.8.14.5	Capabilities.....	190
6.8.14.6	Definition	190
6.8.14.7	Additional Requirements	190
6.8.14.8	Example	190
6.8.15	tosca.nodes.nfv.VirtualCp.....	191
6.8.15.1	Description	191
6.8.15.2	Properties	191
6.8.15.3	Attributes.....	191
6.8.15.4	Requirements	191
6.8.15.5	Definition	192
6.8.15.5a	Additional requirements.....	192
6.8.15.6	Example	192
6.9	Group Types.....	193
6.9.1	tosca.groups.nfv.PlacementGroup	193
6.9.1.1	Description	193
6.9.1.2	Properties	193
6.9.1.3	Definition	194
6.9.1.4	Additional Requirements	194
6.9.1.5	Examples.....	194
6.10	Policy Types.....	194
6.10.1	tosca.policies.nfv.InstantiationLevels	194
6.10.1.1	Description	194
6.10.1.2	Properties	194
6.10.1.3	Definition	195
6.10.2	tosca.policies.nfv.VduInstantiationLevels	195
6.10.2.1	Description	195
6.10.2.2	Properties	195
6.10.2.3	Definition	196
6.10.2.4	Additional Requirements	196
6.10.3	tosca.policies.nfv.VirtualLinkInstantiationLevels	196
6.10.3.1	Description	196
6.10.3.2	Properties	196
6.10.3.3	Definition	197
6.10.3.4	Additional Requirements	197
6.10.4	Void	197
6.10.5	tosca.policies.nfv.ScalingAspects	197
6.10.5.1	Description	197
6.10.5.2	Properties	197
6.10.5.3	Definition	198
6.10.5.4	Additional Requirements	198
6.10.5.5	Examples.....	198
6.10.6	tosca.policies.nfv.VduScalingAspectDeltas	198
6.10.6.1	Description	198
6.10.6.2	Properties	198
6.10.6.3	Definition	199
6.10.6.4	Additional Requirements	199
6.10.6.5	Examples.....	199
6.10.7	tosca.policies.nfv.VirtualLinkBitrateScalingAspectDeltas	199
6.10.7.1	Description	199
6.10.7.2	Properties	200
6.10.7.3	Definition	200
6.10.7.4	Additional Requirements	200
6.10.7.5	Examples.....	200

6.10.8	tosca.policies.nfv.VduInitialDelta	201
6.10.8.1	Description	201
6.10.8.2	Properties	201
6.10.8.3	Definition	201
6.10.8.4	Examples	201
6.10.9	tosca.policies.nfv.VirtualLinkBitrateInitialDelta	201
6.10.9.1	Description	201
6.10.9.2	Properties	202
6.10.9.3	Definition	202
6.10.9.4	Examples	202
6.10.10	AffinityRule, AntiAffinityRule	202
6.10.10.1	Description	202
6.10.10.2	Properties	203
6.10.10.3	targets	203
6.10.10.4	Definition	204
6.10.10.5	Examples	205
6.10.11	tosca.policies.nfv.Abstract.SecurityGroupRule	205
6.10.11.1	Description	205
6.10.12	tosca.policies.nfv.SupportedVnfInterface	206
6.10.12.1	Description	206
6.10.12.2	Properties	206
6.10.12.3	Definition	206
6.10.12.4	Additional requirements	206
6.10.12.5	Example	207
6.10.13	tosca.policies.nfv.SecurityGroupRule	207
6.10.13.1	Description	207
6.10.13.2	Properties	207
6.10.13.3	targets	207
6.10.13.4	Definition	208
6.10.13.5	Additional Requirements	208
6.10.14	tosca.policies.nfv.VnfIndicator	208
6.10.14.1	Description	208
6.10.14.2	Properties	208
6.10.14.3	Definition	208
6.10.14.4	Additional requirements	209
6.10.15	tosca.policies.nfv.VnfPackageChange	209
6.10.15.1	Description	209
6.10.15.2	Properties	209
6.10.15.3	Definition	210
6.10.15.4	Additional Requirements	211
6.10.15.5	Example	212
6.10.16	tosca.policies.nfv.LcmCoordinationAction	221
6.10.16.1	Description	221
6.10.16.2	Properties	221
6.10.16.3	Definition	221
6.10.16.4	Additional Requirements	222
6.10.17	tosca.policies.nfv.LcmCoordinationsForLcmOperation	222
6.10.17.1	Description	222
6.10.17.2	Properties	222
6.10.17.3	Definition	223
6.10.17.4	Additional Requirements	223
6.10.18	tosca.policies.nfv.VipCpScalingAspectDeltas	223
6.10.18.1	Description	223
6.10.18.2	Properties	224
6.10.18.3	Definition	224
6.10.18.4	Additional Requirements	224
6.10.18.5	Examples	224
6.10.19	tosca.policies.nfv.VipCpInitialDelta	225
6.10.19.1	Description	225
6.10.19.2	Properties	225
6.10.19.3	Definition	225
6.10.19.4	Additional Requirements	225

6.10.19.5	Examples	225
6.10.20	tosca.policies.nfv.VipCpInstantiationLevels	225
6.10.20.1	Description	225
6.10.20.2	Properties	226
6.10.20.3	Definition	226
6.11	VNFD TOSCA service template design.....	226
6.11.1	General.....	226
6.11.2	Single or multiple deployment flavour design with two levels of service templates	227
6.11.3	Single deployment flavour design with one service template.....	228
6.11.4	Package change (handling the Change current VNF Package request)	229
7	NSD TOSCA model.....	229
7.1	Introduction	229
7.2	Data Types.....	230
7.2.1	Void	230
7.2.2	tosca.datatypes.nfv.VnfProfile	230
7.2.2.1	Description	230
7.2.3	tosca.datatype.nfv.NsVIPProfile	230
7.2.3.1	Description	230
7.2.3.2	Properties	230
7.2.3.3	Definition	231
7.2.3.4	Examples	232
7.2.3.5	Additional Requirements	232
7.2.4	tosca.datatypes.nfv.ConnectivityType	232
7.2.4.1	Description	232
7.2.5	tosca.datatypes.nfv.NsVirtualLinkQos	232
7.2.5.1	Description	232
7.2.5.2	Properties	232
7.2.5.3	Definition	232
7.2.5.4	Examples.....	233
7.2.5.5	Additional Requirements	233
7.2.6	tosca.datatypes.nfv.LinkBitrateRequirements	233
7.2.6.1	Description	233
7.2.7	Void	233
7.2.8	Void	233
7.2.9	Void	233
7.2.10	Void	233
7.2.11	tosca.datatypes.nfv.CpProtocolData	233
7.2.11.1	Description	233
7.2.12	tosca.datatypes.nfv.AddressData	233
7.2.12.1	Description	233
7.2.13	tosca.datatypes.nfv.L2AddressData.....	233
7.2.13.1	Description	233
7.2.14	tosca.datatypes.nfv.L3AddressData.....	233
7.2.14.1	Description	233
7.2.15	tosca.datatypes.nfv.Qos	234
7.2.15.1	Description	234
7.2.16	tosca.datatypes.nfv.NsProfile.....	234
7.2.16.1	Description	234
7.2.16.2	Properties	234
7.2.16.3	Definition	235
7.2.16.4	Example	236
7.2.16.5	Additional Requirements	236
7.2.17	tosca.datatypes.nfv.Mask	236
7.2.17.1	Description	236
7.2.17.2	Properties	236
7.2.17.3	Definition	236
7.2.17.4	Examples	237
7.2.18	tosca.datatypes.nfv.NsOperationAdditionalParameters	237
7.2.18.1	Description	237
7.2.18.2	Properties	237
7.2.18.3	Definition	237

7.2.18.4	Examples	237
7.2.19	tosca.datatypes.nfv.NsMonitoringParameter	238
7.2.19.1	Description	238
7.2.19.2	Properties	239
7.2.19.3	Definition	239
7.2.19.4	Examples	240
7.2.19.5	Additional Requirements	240
7.2.20	tosca.datatypes.nfv.VnfMonitoringParameter	240
7.2.21	tosca.datatypes.nfv.NsVirtualLinkProtocolData	240
7.2.21.1	Description	240
7.2.21.2	Properties	240
7.2.21.3	Definition	240
7.2.21.4	Examples	241
7.2.21.5	Additional Requirements	241
7.2.22	tosca.datatypes.nfv.NsL2ProtocolData	241
7.2.22.1	Description	241
7.2.22.2	Properties	241
7.2.22.3	Definition	242
7.2.22.4	Examples	243
7.2.22.5	Additional Requirements	243
7.2.23	tosca.datatypes.nfv.NsL3ProtocolData	243
7.2.23.1	Description	243
7.2.23.2	Properties	243
7.2.23.3	Definition	243
7.2.23.4	Examples	244
7.2.23.5	Additional Requirements	244
7.2.24	tosca.datatypes.nfv.NsIpAllocationPool	244
7.2.24.1	Description	244
7.2.24.2	Properties	244
7.2.24.3	Definition	245
7.2.24.4	Examples	245
7.2.24.5	Additional Requirements	245
7.2.25	tosca.datatypes.nfv.NsScalingAspect	245
7.2.25.1	Description	245
7.2.25.2	Properties	245
7.2.25.3	Definition	246
7.2.25.4	Examples	246
7.2.25.5	Additional Requirements	246
7.2.26	tosca.datatypes.nfv.NsLevels	246
7.2.26.1	Description	246
7.2.26.2	Properties	246
7.2.26.3	Definition	247
7.2.26.4	Examples	247
7.2.26.5	Additional Requirements	247
7.2.27	tosca.datatypes.nfv.ScaleNsByStepsData	247
7.2.27.1	Description	247
7.2.27.2	Properties	247
7.2.27.3	Definition	247
7.2.27.4	Examples	248
7.2.27.5	Additional Requirements	248
7.2.28	tosca.datatypes.nfv.ScaleNsToLevelData	248
7.2.28.1	Description	248
7.2.28.2	Properties	248
7.2.28.3	Definition	249
7.2.28.4	Examples	249
7.2.28.5	Additional Requirements	249
7.2.29	tosca.datatypes.nfv.NsDataFlowMirroring	249
7.2.29.1	Description	249
7.2.29.2	Properties	249
7.2.29.3	Definition	250
7.2.29.4	Example	250
7.2.29.5	Additional Requirements	250

7.2.30	tosca.datatypes.nfv.NsScaleInfo	250
7.2.30.1	Description	250
7.2.30.2	Properties	250
7.2.30.3	Definition	251
7.2.30.4	Examples	251
7.2.30.5	Additional Requirements	251
7.3	Artifact Types	251
7.4	Capability Types	251
7.4.1	tosca.capabilities.nfv.VirtualLinkable	251
7.4.1.1	Description	251
7.4.2	tosca.capabilities.nfv.Forwarding	251
7.4.2.1	Description	251
7.4.2.2	Properties	252
7.4.2.3	Definition	252
7.5	Requirement Types	252
7.6	Relationship Types	252
7.6.1	tosca.relationships.nfv.VirtualLinksTo	252
7.6.1.1	Description	252
7.6.2	tosca.relationships.nfv.ForwardTo	252
7.6.2.1	Description	252
7.6.2.2	Properties	252
7.6.2.3	Definition	253
7.7	Interface Types	253
7.7.1	tosca.interfaces.nfv.Nslcm	253
7.7.1.1	Description	253
7.7.1.2	Definition	253
7.7.1.3	Additional Requirements	255
7.7.1.4	Support of LCM scripts	255
7.7.1.5	Examples	255
7.7.2	tosca.interfaces.nfv.NsVnfIndicator	256
7.7.2.1	Description	256
7.7.2.2	Definition	256
7.7.2.3	Examples	257
7.8	Node Types	257
7.8.1	tosca.nodes.nfv.NS	257
7.8.1.1	Description	257
7.8.1.2	Properties	257
7.8.1.3	Attributes	258
7.8.1.4	Requirements	259
7.8.1.5	Capabilities	259
7.8.1.6	Definition	259
7.8.1.7	Artifact	260
7.8.1.8	Additional requirements	261
7.8.2	tosca.nodes.nfv.Sap	261
7.8.2.1	Description	261
7.8.2.2	Properties	261
7.8.2.3	Attributes	261
7.8.2.4	Requirements	261
7.8.2.5	Capabilities	262
7.8.2.6	Definition	262
7.8.2.7	Additional requirements	262
7.8.2.8	Example	262
7.8.3	tosca.nodes.nfv.NsVirtualLink	263
7.8.3.1	Description	263
7.8.3.2	Properties	263
7.8.3.3	Attributes	263
7.8.3.4	Requirements	263
7.8.3.5	Capabilities	263
7.8.3.6	Definition	263
7.8.3.7	Artifact	264
7.8.3.8	Additional Requirements	264
7.8.3.9	Example	264

7.8.4	tosca.nodes.nfv.Cp	264
7.8.4.1	Description	264
7.8.5	tosca.nodes.nfv.NfpPositionElement	264
7.8.5.1	Description	264
7.8.5.2	Properties	265
7.8.5.3	Attributes	265
7.8.5.4	Requirements	265
7.8.5.5	Capabilities	265
7.8.5.6	Definition	266
7.8.5.7	Artifact	266
7.8.5.8	Additional Requirements	266
7.8.5.9	Example	266
7.8.6	tosca.nodes.nfv.NFP	266
7.8.6.1	Description	266
7.8.6.2	Properties	266
7.8.6.3	Attributes	266
7.8.6.4	Requirements	266
7.8.6.5	Capabilities	267
7.8.6.6	Definition	267
7.8.7	tosca.nodes.nfv.NfpPosition	267
7.8.7.1	Description	267
7.8.7.2	Properties	267
7.8.7.3	Attributes	268
7.8.7.4	Requirements	268
7.8.7.5	Capabilities	268
7.8.7.6	Definition	269
7.8.7.7	Artifact	269
7.8.7.8	Additional Requirements	269
7.8.7.9	Example	269
7.8.8	tosca.nodes.nfv.Forwarding	269
7.8.8.1	Description	269
7.8.8.2	Properties	270
7.8.8.3	Attributes	270
7.8.8.4	Requirements	270
7.8.8.5	Capabilities	270
7.8.8.6	Definition	270
7.8.8.7	Artifact	270
7.8.8.8	Additional Requirements	271
7.8.8.9	Example	271
7.9	Group Types	271
7.9.1	tosca.groups.nfv.NsPlacementGroup	271
7.9.1.1	Description	271
7.9.1.2	Properties	271
7.9.1.3	Definition	272
7.9.1.4	Additional Requirements	272
7.9.2	tosca.groups.nfv.VNFFG	272
7.9.2.1	Description	272
7.9.2.2	Properties	272
7.9.2.3	Definition	273
7.9.2.4	Additional Requirements	273
7.9.2.5	Example	273
7.10	Policy Types	273
7.10.1	NsAffinityRule, NsAntiAffinityRule	273
7.10.1.1	Description	273
7.10.1.2	Properties	274
7.10.1.3	Targets	274
7.10.1.4	Definition	275
7.10.1.5	Examples	275
7.10.2	tosca.policies.nfv.NsSecurityGroupRule	276
7.10.2.1	Description	276
7.10.2.2	Properties	276
7.10.2.3	targets	276

7.10.2.4	Definition	276
7.10.2.5	Additional Requirements	276
7.10.3	tosca.policies.nfv.NfpRule	277
7.10.3.1	Description	277
7.10.3.2	Properties	277
7.10.3.3	Targets	277
7.10.3.4	Definition	278
7.10.3.5	Example	279
7.10.4	tosca.policies.nfv.NsMonitoring	279
7.10.4.1	Description	279
7.10.4.2	Properties	279
7.10.4.3	targets	279
7.10.4.4	Definition	280
7.10.4.5	Additional Requirements	280
7.10.5	tosca.policies.nfv.VnfMonitoring	280
7.10.5.1	Description	280
7.10.5.2	Properties	280
7.10.5.3	targets	281
7.10.5.4	Definition	281
7.10.5.5	Additional Requirements	281
7.10.6	tosca.policies.nfv.Abstract.SecurityGroupRule	281
7.10.6.1	Description	281
7.10.7	tosca.policies.nfv.NsScalingAspects	282
7.10.7.1	Description	282
7.10.7.2	Properties	282
7.10.7.3	Definition	282
7.10.7.4	Examples	282
7.10.8	tosca.policies.nfv.VnfToLevelMapping	282
7.10.8.1	Description	282
7.10.8.2	Properties	283
7.10.8.3	Definition	283
7.10.8.4	Examples	283
7.10.9	tosca.policies.nfv.NsToLevelMapping	284
7.10.9.1	Description	284
7.10.9.2	Properties	284
7.10.9.3	Definition	284
7.10.9.4	Examples	285
7.10.10	tosca.policies.nfv.VirtualLinkToLevelMapping	285
7.10.10.1	Description	285
7.10.10.2	Properties	285
7.10.10.3	Definition	285
7.10.10.4	Examples	286
7.10.11	tosca.policies.nfv.NsInstantiationLevels	286
7.10.11.1	Description	286
7.10.11.2	Properties	286
7.10.11.3	Definition	286
7.10.12	tosca.policies.nfv.VnfToInstantiationLevelMapping	287
7.10.12.1	Description	287
7.10.12.2	Properties	287
7.10.12.3	Definition	287
7.10.12.4	Examples	288
7.10.12.5	Additional requirements	288
7.10.13	tosca.policies.nfv.NsToInstantiationLevelMapping	288
7.10.13.1	Description	288
7.10.13.2	Properties	288
7.10.13.3	Definition	288
7.10.13.4	Examples	289
7.10.13.5	Additional requirements	289
7.10.14	tosca.policies.nfv.VirtualLinkToInstantiationLevelMapping	289
7.10.14.1	Description	289
7.10.14.2	Properties	289
7.10.14.3	Definition	289

7.10.14.4	Examples	290
7.10.15	tosca.policies.nfv.NsAutoScale	290
7.10.15.1	Description	290
7.10.15.2	Properties	290
7.10.15.3	Definition	290
7.10.15.4	Additional requirements	290
7.11	NSD TOSCA service template design	292
7.11.1	General	292
7.11.2	Single or multiple deployment flavour design with two levels of service templates	292
7.11.3	Single deployment flavour design with one service template	294
8	PNFD TOSCA model	295
8.1	Introduction	295
8.2	Data Types	296
8.2.1	tosca.datatypes.nfv.CpProtocolData	296
8.2.1.1	Description	296
8.2.2	tosca.datatypes.nfv.AddressData	296
8.2.2.1	Description	296
8.2.3	tosca.datatypes.nfv.L2AddressData	296
8.2.3.1	Description	296
8.2.4	tosca.datatypes.nfv.L3AddressData	296
8.2.4.1	Description	296
8.2.5	tosca.datatypes.nfv.LocationInfo	297
8.2.5.1	Description	297
8.2.5.2	Properties	297
8.2.5.3	Definition	297
8.2.5.4	Examples	298
8.2.5.5	Additional Requirements	298
8.2.6	tosca.datatypes.nfv.CivicAddressElement	298
8.2.6.1	Description	298
8.2.6.2	Properties	298
8.2.6.3	Definition	298
8.2.6.4	Examples	299
8.2.6.5	Additional Requirements	299
8.2.7	tosca.datatypes.nfv.GeographicCoordinates	299
8.2.7.1	Description	299
8.2.7.2	Properties	299
8.2.7.3	Definition	300
8.2.7.4	Examples	300
8.2.7.5	Additional Requirements	300
8.3	Artifact Types	300
8.4	Capability Types	300
8.4.1	tosca.capabilities.nfv.VirtualLinkable	300
8.4.1.1	Description	300
8.5	Requirement Types	301
8.6	Relationship Types	301
8.6.1	tosca.relationships.nfv.VirtualLinksTo	301
8.6.1.1	Description	301
8.7	Interface Types	301
8.8	Node Types	301
8.8.1	tosca.nodes.nfv.PNF	301
8.8.1.1	Description	301
8.8.1.2	Properties	301
8.8.1.3	Attributes	302
8.8.1.4	Requirements	302
8.8.1.5	Capabilities	303
8.8.1.6	Definition	303
8.8.1.7	Artifact	304
8.8.1.8	Additional Requirements	304
8.8.1.9	Example	304
8.8.2	tosca.nodes.nfv.PnfExtCp	304
8.8.2.1	Description	304

8.8.2.2	Properties	304
8.8.2.3	Attributes.....	304
8.8.2.4	Requirements	305
8.8.2.5	Capabilities.....	305
8.8.2.6	Definition	305
8.8.3	tosca.nodes.nfv.Cp.....	305
8.8.3.1	Description	305
8.9	Group Types.....	305
8.10	Policy Types.....	305
8.10.1	tosca.policies.nfv.PnfSecurityGroupRule	305
8.10.1.1	Description	305
8.10.1.2	Properties	306
8.10.1.3	targets.....	306
8.10.1.4	Definition	306
8.10.1.5	Additional Requirements	306
8.10.2	tosca.policies.nfv.Abstract.SecurityGroupRule	306
8.10.2.1	Description	306
8.11	PNFD TOSCA service template design	306
8.11.1	General.....	306
9	Common Definitions	307
9.1	Introduction	307
9.2	Data Types.....	307
9.2.1	tosca.datatypes.nfv.L2AddressData.....	307
9.2.1.1	Description	307
9.2.1.2	Properties	307
9.2.1.3	Definition	308
9.2.1.4	Examples.....	308
9.2.1.5	Additional Requirements	308
9.2.2	tosca.datatypes.nfv.L3AddressData.....	308
9.2.2.1	Description	308
9.2.2.2	Properties	308
9.2.2.3	Definition	310
9.2.2.4	Examples.....	311
9.2.2.5	Additional Requirements	312
9.2.3	tosca.datatypes.nfv.AddressData	312
9.2.3.1	Description	312
9.2.3.2	Properties	312
9.2.3.3	Definition	313
9.2.3.4	Examples.....	313
9.2.3.5	Additional Requirements	313
9.2.4	tosca.datatypes.nfv.ConnectivityType	314
9.2.4.1	Description	314
9.2.4.2	Properties	314
9.2.4.3	Definition	314
9.2.4.4	Examples.....	315
9.2.4.5	Additional Requirements	315
9.2.5	tosca.datatypes.nfv.LinkBitrateRequirements	315
9.2.5.1	Description	315
9.2.5.2	Properties	315
9.2.5.3	Definition	316
9.2.5.4	Examples.....	316
9.2.5.5	Additional Requirements	316
9.2.6	tosca.datatypes.nfv.CpProtocolData	316
9.2.6.1	Description	316
9.2.6.2	Properties	316
9.2.6.3	Definition	317
9.2.6.4	Examples.....	317
9.2.6.5	Additional Requirements	317
9.2.7	tosca.datatypes.nfv.Qos	317
9.2.7.1	Description	317
9.2.7.2	Properties	317

9.2.7.3	Definition	318
9.2.7.4	Examples	318
9.2.7.5	Additional Requirements	318
9.2.8	tosca.datatypes.nfv.VnfProfile	318
9.2.8.1	Description	318
9.2.8.2	Properties	319
9.2.8.3	Definition	319
9.2.8.4	Example	320
9.2.8.5	Additional Requirements	320
9.2.9	tosca.datatypes.nfv.VnfMonitoringParameter	320
9.2.9.1	Description	320
9.2.9.2	Properties	321
9.2.9.3	Definition	321
9.2.9.4	Examples	322
9.2.9.5	Additional Requirements	322
9.2.10	tosca.datatypes.nfv.VersionDependency	322
9.2.10.1	Description	322
9.2.10.2	Properties	322
9.2.10.3	Definition	322
9.2.10.4	Examples	323
9.2.10.5	Additional Requirements	323
9.2.11	tosca.datatypes.nfv.VersionDependencyStatement	323
9.2.11.1	Description	323
9.2.11.2	Properties	324
9.2.11.3	Definition	324
9.2.11.4	Examples	324
9.2.11.5	Additional Requirements	324
9.2.12	tosca.datatypes.nfv.ScaleInfo	324
9.2.12.1	Description	324
9.2.12.2	Properties	325
9.2.12.3	Definition	325
9.2.12.4	Examples	325
9.2.12.5	Additional Requirements	325
9.3	Artifact Types	325
9.4	Capability Types	325
9.4.1	tosca.capabilities.nfv.VirtualLinkable	325
9.4.1.1	Description	325
9.4.1.2	Properties	326
9.4.1.3	Definition	326
9.4.2	Void	326
9.5	Requirement Types	326
9.6	Relationship Types	326
9.6.1	tosca.relationships.nfv.VirtualLinksTo	326
9.6.1.1	Description	326
9.6.1.2	Properties	326
9.6.1.3	Definition	326
9.6.2	Void	327
9.6.3	tosca.relationships.nfv.VipVirtualLinksTo	327
9.6.3.1	Description	327
9.6.3.2	Properties	327
9.6.3.3	Definition	327
9.7	Interface Types	327
9.8	Node Types	327
9.8.1	tosca.nodes.nfv.Cp	327
9.8.1.1	Description	327
9.8.1.2	Properties	327
9.8.1.3	Attributes	328
9.8.1.4	Requirements	329
9.8.1.5	Capabilities	329
9.8.1.6	Definition	329
9.8.1.7	Additional requirements	330
9.9	Group Types	330

9.10	Policy Types	330
9.10.1	tosca.policies.nfv.Abstract.SecurityGroupRule	330
9.10.1.1	Description	330
9.10.1.2	Properties	330
9.10.1.3	Definition	331
9.10.1.4	Additional Requirements	332
Annex A (informative): Examples.....		333
A.1	Deployment flavour design mapping	333
A.1.1	Introduction	333
A.1.2	Design principle for VNF deployment flavour.....	333
A.1.3	Design principle for NS deployment flavour	334
A.2	VNFD with deployment flavour modelling design example.....	334
A.3	VNF external connection point	344
A.3.1	General	344
A.3.2	External connection point re-exposing an internal connection point.....	344
A.3.3	External connection point connected to an internal virtual link	347
A.4	VNFD modelling design example by using TOSCA composition.....	349
A.5	VNFD with Single deployment flavour modelling design example	353
A.6	Scaling and Instantiation Level examples	357
A.6.1	ScalingAspect and InstantiationLevels policies with uniform delta.....	357
A.6.2	ScalingAspect and InstantiationLevels policies with non-uniform deltas	364
A.7	Service Access Point	368
A.7.1	General	368
A.7.2	VNF External connection point exposing as a SAP	368
A.7.3	SAP connected to an NS virtual link	370
A.8	NSD with Single deployment flavour modelling design example	372
A.9	Mapping between NFV IM and TOSCA concepts.....	376
A.9.1	Introduction	376
A.9.2	Mapping between ETSI GS NFV-IFA 011 IM and TOSCA concepts.....	376
A.9.3	Mapping between ETSI GS NFV-IFA 014 IM and TOSCA concepts.....	378
A.10	PNFD modelling design example.....	379
A.11	NSD with Multiple deployment flavour modelling design example.....	381
A.12	NSD with nested NS design example.....	386
A.13	Virtual IP address connection point	392
A.14	NSD VNF Forwarding Graph design example	399
A.15	Auto-scale and auto-heal design.....	408
A.15.1	Introduction	408
A.15.2	Auto-scale and auto-heal design with use of VNF indicator in VNFD	408
A.15.3	Auto-scale design with use of VNF indicator in NSD.....	412
A.16	VDU connection point in trunk mode	419
A.17	NS scaling	422
A.18	VNFD illustrating OsContainer modelling example.....	427
A.19	NSD with data flow mirroring information.....	433
A.20	NSD example with l2_network scope used in NsAffinityRule/NsAntiAffinityRule.....	436
Annex B (normative): etsi_nfv_sol001_type definitions		440
B.1	Purpose	440

B.2	VNFD type definitions file.....	440
B.3	NSD type definitions file.....	440
B.4	PNFD type definitions file	441
B.5	Common type definitions file.....	441
Annex C (normative): Conformance.....		442
C.1	Purpose	442
C.2	NFV TOSCA YAML service template	442
C.3	NFV TOSCA processor.....	443
Annex D (informative): Mapping between properties of TOSCA types and API attributes.....		444
D.1	Introduction	444
D.2	VNFD-related constructs.....	444
D.3	NSD-related constructs.....	453
Annex E (informative): TOSCA Imperative workflows.....		459
E.1	Purpose	459
E.2	TOSCA Imperative workflows for the NSD	459
E.2.1	Introduction	459
E.2.2	Definition of an NS workflow	459
E.2.3	Examples	460
Annex F (informative): Non-Backward Compatible Changes in the GS.....		465
F.1	Introduction	465
F.2	Non-Backward Compatible changes between version 2.6.1 and 2.7.1	465
F.3	Non-Backward Compatible changes between version 2.8.1 and 3.3.1	465
F.4	Non-Backward Compatible changes between version 3.3.1 and 3.5.1	466
F.5	Non-Backward Compatible changes between version 3.5.1 and 4.2.1	466
F.6	Non-Backward Compatible changes between version 4.2.1 and 4.3.1	466
Annex G (informative): Change History		468
	History	476

Intellectual Property Rights

Essential patents

IPRs essential or potentially essential to normative deliverables may have been declared to ETSI. The declarations pertaining to these essential IPRs, if any, are publicly available for **ETSI members and non-members**, and can be found in ETSI SR 000 314: "*Intellectual Property Rights (IPRs); Essential, or potentially Essential, IPRs notified to ETSI in respect of ETSI standards*", which is available from the ETSI Secretariat. Latest updates are available on the ETSI Web server (<https://ipr.etsi.org/>).

Pursuant to the ETSI Directives including the ETSI IPR Policy, no investigation regarding the essentiality of IPRs, including IPR searches, has been carried out by ETSI. No guarantee can be given as to the existence of other IPRs not referenced in ETSI SR 000 314 (or the updates on the ETSI Web server) which are, or may be, or may become, essential to the present document.

Trademarks

The present document may include trademarks and/or tradenames which are asserted and/or registered by their owners. ETSI claims no ownership of these except for any which are indicated as being the property of ETSI, and conveys no right to use or reproduce any trademark and/or tradename. Mention of those trademarks in the present document does not constitute an endorsement by ETSI of products, services or organizations associated with those trademarks.

DECT™, **PLUGTESTS™**, **UMTS™** and the ETSI logo are trademarks of ETSI registered for the benefit of its Members. **3GPP™** and **LTE™** are trademarks of ETSI registered for the benefit of its Members and of the 3GPP Organizational Partners. **oneM2M™** logo is a trademark of ETSI registered for the benefit of its Members and of the oneM2M Partners. **GSM®** and the GSM logo are trademarks registered and owned by the GSM Association.

Foreword

This Group Specification (GS) has been produced by ETSI Industry Specification Group (ISG) Network Functions Virtualisation (NFV).

Modal verbs terminology

In the present document "**shall**", "**shall not**", "**should**", "**should not**", "**may**", "**need not**", "**will**", "**will not**", "**can**" and "**cannot**" are to be interpreted as described in clause 3.2 of the [ETSI Drafting Rules](#) (Verbal forms for the expression of provisions).

"**must**" and "**must not**" are **NOT** allowed in ETSI deliverables except when used in direct citation.

1 Scope

The present document specifies a data model for NFV descriptors, using the TOSCA-Simple-Profile-YAML-v1.3 [20], fulfilling the requirements specified in ETSI GS NFV-IFA 011 [1] and ETSI GS NFV-IFA 014 [2] for a Virtualised Network Function Descriptor (VNFD), a Network Service Descriptor (NSD) and a Physical Network Function Descriptor (PNFD). The present document also specifies requirements on the VNFM and NFVO specific to the handling of NFV descriptors based on the TOSCA-Simple-Profile-YAML-v1.3 [20].

2 References

2.1 Normative references

References are either specific (identified by date of publication and/or edition number or version number) or non-specific. For specific references, only the cited version applies. For non-specific references, the latest version of the referenced document (including any amendments) applies.

Referenced documents which are not found to be publicly available in the expected location might be found at <https://docbox.etsi.org/Reference/>.

NOTE: While any hyperlinks included in this clause were valid at the time of publication, ETSI cannot guarantee their long term validity.

The following referenced documents are necessary for the application of the present document.

- [1] [ETSI GS NFV-IFA 011](#): "Network Functions Virtualisation (NFV) Release 4; Management and Orchestration; VNF Descriptor and Packaging Specification".
- [2] [ETSI GS NFV-IFA 014](#): "Network Functions Virtualisation (NFV) Release 4; Management and Orchestration; Network Service Templates Specification".
- [3] Void.
- [4] Void.
- [5] [Private Enterprise Numbers registry at IANA](#).
- [6] [IETF RFC 5234](#): "Augmented BNF for Syntax Specifications: ABNF".
- [7] [ETSI GS NFV-IFA 027](#): "Network Functions Virtualisation (NFV) Release 4; Management and Orchestration; Performance Measurements Specification".
- [8] [IETF RFC 3986](#): "Uniform Resource Identifier (URI): Generic Syntax".
- [9] [IETF RFC 4122](#): "A Universally Unique Identifier (UUID) URN Namespace".
- [10] [ISO 3166](#) (all parts): "Codes for the representation of names of countries and their subdivisions".
- [11] [IETF RFC 4776](#): "Dynamic Host Configuration Protocol (DHCPv4 and DHCPv6) Option for Civic Addresses Configuration Information".
- [12] Void.
- [13] [IETF RFC 5646](#): "Tags for Identifying Languages".
- [14] [Hash Function Textual Names registry at IANA](#).
- [15] "[The Open Group Base Specifications](#)" Issue 7, 2018 edition IEEE™ Std 1003.1-2017 (Revision of IEEE™ Std 1003.1-2008).
- [16] [IEEE™ 802.1Q-2018](#): "IEEE Standard for Local and Metropolitan Area Networks - Bridges and Bridged Networks".

- [17] [IETF RFC 791](#): "Internet Protocol".
- [18] [IETF RFC 8200](#): "Internet Protocol, Version 6 (IPv6) Specification".
- [19] [IANA](#): "Assigned Internet Protocol Numbers".
- [20] [OASIS](#): "TOSCA Simple Profile in YAML Version 1.3".
- [21] [IETF RFC 6225](#): "Dynamic Host Configuration Protocol Options for Coordinate-Based Location Configuration Information".
- [22] [ETSI GS NFV-SOL 002](#): "Network Functions Virtualisation (NFV) Release 3; Protocols and Data Models; RESTful protocols specification for the Ve-Vnfm Reference Point".
- [23] [Helm™ Charts V3.11.1](#).
- [24] [IETF RFC 9110](#): "HTTP Semantics".

2.2 Informative references

References are either specific (identified by date of publication and/or edition number or version number) or non-specific. For specific references, only the cited version applies. For non-specific references, the latest version of the referenced document (including any amendments) applies.

NOTE: While any hyperlinks included in this clause were valid at the time of publication, ETSI cannot guarantee their long term validity.

The following referenced documents are not necessary for the application of the present document but they assist the user with regard to a particular subject area.

- [i.1] ETSI GS NFV-IFA 007: "Network Functions Virtualisation (NFV) Release 4; Management and Orchestration; Or-Vnfm reference point - Interface and Information Model Specification".
- [i.2] ETSI GR NFV 003: "Network Functions Virtualisation (NFV); Terminology for Main Concepts in NFV".
- [i.3] Void.
- [i.4] Void.
- [i.5] Void.
- [i.6] ETSI GS NFV-SOL 004: "Network Functions Virtualisation (NFV) Release 4; Protocols and Data Models; VNF Package and PNFD Archive specification".
- [i.7] [Mistral Workflow Language v2 specification](#).
- [i.8] ETSI GS NFV-IFA 013: "Network Functions Virtualisation (NFV) Release 4; Management and Orchestration; Os-Ma-Nfvo reference point - Interface and Information Model Specification".
- [i.9] ETSI GS NFV-SOL 003: "Network Functions Virtualisation (NFV) Release 4; Protocols and Data Models; RESTful protocols specification for the Or-Vnfm Reference Point".
- [i.10] ETSI GS NFV-SOL 005: "Network Functions Virtualisation (NFV) Release 4; Protocols and Data Models; RESTful protocols specification for the Os-Ma-nfvo Reference Point".
- [i.11] ETSI GS NFV-SOL 007: "Network Functions Virtualisation (NFV) Release 4; Protocols and Data Models; Network Service Descriptor File Structure Specification".
- [i.12] [OpenStack® documentation](#): "Disk and container formats for images".

NOTE: The OpenStack® Word Mark and OpenStack Logo are either registered trademarks/service marks or trademarks/service marks of the OpenStack Foundation, in the United States and other countries and are used with the OpenStack Foundation's permission. ETSI is not affiliated with, endorsed or sponsored by the OpenStack Foundation, or the OpenStack community.

- [i.13] [Openstack](#): "Metadata service".
- [i.14] [Openstack](#): "Provide user data to instances".
- [i.15] [Openstack](#): "Personality Class".
- [i.16] [ETSI NFV registry of VimConnectionInfo information](#).
- [i.17] [IETF RFC 4090](#): "Fast Reroute Extensions to RSVP-TE for LSP Tunnels".
- [i.18] TOSCA-Simple-Profile-yaml-v1.2: "TOSCA Simple Profile in YAML Version 1.2".
- [i.19] ETSI GS NFV-SOL 001 (V3.3.1): "Network Functions Virtualisation (NFV) Release 3; Protocols and Data Models; NFV descriptors based on TOSCA specification".
- [i.20] ETSI GS NFV-SOL 001 (V2.8.1): "Network Functions Virtualisation (NFV) Release 2; Protocols and Data Models; NFV descriptors based on TOSCA specification".
- [i.21] ETSI GS NFV-SOL 001 (V3.5.1): "Network Functions Virtualisation (NFV) Release 3; Protocols and Data Models; NFV descriptors based on TOSCA specification".
- [i.22] ETSI GS NFV-SOL 001 (V2.6.1): "Network Functions Virtualisation (NFV) Release 2; Protocols and Data Models; NFV descriptors based on TOSCA specification".
- [i.23] ETSI GS NFV-SOL 001 (V2.7.1): "Network Functions Virtualisation (NFV) Release 2; Protocols and Data Models; NFV descriptors based on TOSCA specification".
- [i.24] ETSI GS NFV-SOL 001 (V4.2.1): "Network Functions Virtualisation (NFV) Release 4; Protocols and Data Models; NFV descriptors based on TOSCA specification".
- [i.25] ETSI GS NFV-SOL 001 (V4.3.1): "Network Functions Virtualisation (NFV) Release 4; Protocols and Data Models; NFV descriptors based on TOSCA specification".

3 Definition of terms, symbols and abbreviations

3.1 Terms

For the purposes of the present document, the terms given in ETSI GR NFV 003 [i.2] and the following apply:

TOSCA interface type: reusable entity that describes a set of TOSCA operations that can be included as part of a Node type or Relationship Type definition

NOTE: See TOSCA-Simple-Profile-YAML-v1.3 [20].

TOSCA operation: behavioural lifecycle procedure in a TOSCA node or relationship definition that can be invoked by an orchestration engine, whose implementation definition can be provided in the service template as part of a node template definition or a relationship template definition, or rely on an implementation of the operation built in the orchestration engine

3.2 Symbols

Void.

3.3 Abbreviations

For the purposes of the present document, the abbreviations given in ETSI GR NFV 003 [i.2] apply.

4 Overview of TOSCA model

TOSCA (Topology and Orchestration Specification for Cloud Applications) is a modelling language for describing the components of a cloud application and their relationships. TOSCA uses the concept of service templates to describe cloud workloads. TOSCA further provides means of associating standard or user-defined lifecycle operations to a cloud application component or to a relationship between components. The present document is based on TOSCA-Simple-Profile-YAML-v1.3 [20], which describes a YAML rendering for TOSCA.

5 General concept of using TOSCA to model NFV descriptors

5.1 Introduction

An NFV deployment template is modelled by using one or more TOSCA service template as defined in TOSCA-Simple-Profile-YAML-v1.3 [20].

Three main deployment templates are identified in the present document:

- The Virtualised Network Function Descriptor (VNFD).
- The Network Service Descriptor (NSD).
- The Physical Network Function Descriptor (PNFD).

When processing TOSCA service templates modelling all or part of an NFV descriptor, the consumer of the NFV descriptor shall comply with and implement the semantics of any of the keynames defined in clause 3.10 of TOSCA-Simple-Profile-YAML-v1.3 [20] and used in clauses 5, 6, 7 and 8 of the present document. The presence of other keynames defined in clause 3.10 of TOSCA-Simple-Profile-YAML-v1.3 [20] shall not cause the NFV descriptor to be rejected and the consumer of the NFV descriptor may choose to ignore them and their associated contents, unless they are part of the type definitions files referred to in Annex B of the present document.

5.2 Network Service Descriptor

The Network Service Descriptor (NSD) is a deployment template which consists of information used by the NFVO for lifecycle management of an NS as defined in ETSI GS NFV-IFA 014 [2]. The NSD:

- References zero, one or more Virtualised Network Function Descriptors (VNFD).
- References zero, one or more Physical Network Functions Descriptors (PNFD).
- References zero, one or more nested NSD.
- Includes zero, one or more Virtual Link Descriptors (VLD).
- Includes zero, one or more VNF Forwarding Graph Descriptors (VNFFGD).

A VNFFGD describes a topology of the Network Service or a portion of the Network Service.

A VLD describes the resource for deploying and managing the lifecycle of virtual links between the constituents of an NS.

A PNFD describes the connectivity requirements to integrate PNFs in an NS.

A nested NSD is an NSD from which a nested NS can be instantiated within a parent NS instance.

5.3 Virtualised Network Function Descriptor

The VNFD is a component of a VNF package. It is used by both the NFVO and the VNFM.

A VNFD is a deployment template which describes a VNF in terms of deployment and operational behaviour requirements. It also contains Virtualised Deployment Units (VDUs), internal virtual link descriptors, external connection point descriptors, software image descriptors, and deployment flavour descriptors, as defined in ETSI GS NFV-IFA 011 [1].

A VNFD contains the following main pieces of information, as shown in figure 5.3-1:

- Virtualisation Deployment Unit (VDU) is a construct supporting the description of the deployment and operational behaviour of a VNF Component (VNFC). A VNFC instance created based on the VDU maps to a single virtualisation container (e.g. a VM). A VDU describes the resources needed to deploy and manage the lifecycle of a VNFC. A VDU includes internal Connection Point Descriptors (CPDs) that describe internal connection points that can either be used to connect a VNFC to an internal virtual link or be re-exposed outside the VNF as external connection points.
- External CPD: describes an external connection point of a VNF, where either an internal connection point of a VDU is exposed as external connection point or the external connection point is directly connected to an internal virtual link.
- Internal VLD: describes the resource requirements for deploying and managing the lifecycle of virtual links between one or more VNFC instances created based on one or more VDUs.

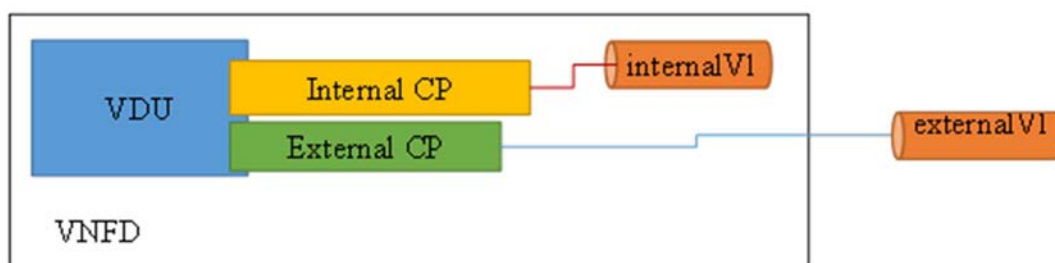


Figure 5.3-1: Overview of VNF descriptor

The information within a VNFD is structured according to one or more VNF deployment flavours (VnfDf) that specify different deployment configuration of a VNF, in terms of its internal topology and resource needs.

5.4 Physical Network Function Descriptor

The Physical Network Function Descriptor (PNFD) information element is a deployment template enabling on-boarding PNFs and referencing them from an NSD. It focuses on connectivity aspects only.

5.5 `tosca_definitions_version` and Namespace prefix

The "`tosca_definitions_version`" keyword when used in the present document shall comply with the definition as specified in section 3.1.2 of TOSCA-Simple-Profile-YAML-v1.3 [20] with the associated Namespace Alias value defined in the TOSCA-Simple-Profile-YAML-v1.3 [20].

NOTE 1: This implies that service templates complying to the present document can only import service templates that reference the same version - and thus use the same grammar - as the importing service template. This is a restriction compared to the TOSCA-Simple-Profile-YAML-v1.3 specification [20].

NOTE 2: As specified in TOSCA-Simple-Profile-YAML-v1.3 [20], the grammar used in TOSCA-Simple-Profile-YAML-v1.2 [i.18] is still supported with deprecation. The present document indicates the cases in which support with deprecation is applicable.

Table 5.5-1 defines the TOSCA Namespace prefix that shall be used to declare the namespace of all the TOSCA types as specified in the present document.

Table 5.5-1

Namespace Prefix	Specification Description
toscanfv	The TOSCA namespace prefix of all the TOSCA types as specified in the present document.

5.6 Imports statement

5.6.1 VNFD TOSCA service template

A VNFD TOSCA service template as specified in clause 6.11 shall include a TOSCA import definition referencing the following files:

- The file defined in clause B.2 that includes all the type definitions from clause 6 of the present document.
- Others, as described in clause 6.11.

As specified in TOSCA-Simple-Profile-YAML-v1.3 [20], the import statement can use a single-line or multi-line grammar.

The single-line grammar supports the import of single or multiple uniquely named VNFD types and other template definition files.

EXAMPLE 1:

```
imports:
- https://forge.etsi.org/rep/nfv/SOL001/raw/v2.6.1/etsi_nfv_sol001_vnfd_types.yaml
- any_other_files.yaml
- custom_vnfd_datatypes_extension.yaml
```

The multi-line grammar also supports the import of single or multiple uniquely named VNFD types and other template definition files. The "file" keyword is a mandatory parameter in this grammar.

EXAMPLE 2:

```
imports:
- file:
https://forge.etsi.org/rep/nfv/SOL001/raw/v2.6.1/etsi_nfv_sol001_vnfd_types.yaml
- file: any_other_files.yaml
- file: custom_vnfd_datatypes_extension.yaml
```

5.6.2 NSD TOSCA service template

An NSD TOSCA service template as specified in clause 7.11 shall include a TOSCA import definition referencing the following files:

- The file defined in clause B.3 that includes all the type definitions from clause 7 of the present document.
- Others, as described in clause 7.11.

As specified in TOSCA-Simple-Profile-YAML-v1.3 [20], the import statement can use a single-line or multi-line grammar.

The single-line grammar supports the import of single or multiple uniquely named NSD types and other template definition files.

EXAMPLE 1:

```
imports:
- https://forge.etsi.org/rep/nfv/SOL001/raw/v2.6.1/etsi_nfv_sol001_nsd_types.yaml
- any_other_files.yaml
- custom_nsd_node_types_extension.yaml
```

The multi-line grammar also supports the import of single or multiple uniquely named NSD types and other template definition files. The "file" keyword is a mandatory parameter in this grammar.

EXAMPLE 2:

```
imports:
- file:
https://forge.etsi.org/rep/nfv/SOL001/raw/v2.6.1/etsi_nfv_sol001_nsd_types.yaml
- file: any_other_files.yaml
- file: custom_nsd_node_types_extension.yaml
```

5.6.3 PNFD TOSCA service template

A PNFD TOSCA service template as specified in clause 8.11 shall include a TOSCA import definition referencing the following files:

- The file defined in clause B.4 that includes all the type definitions from clause 8 of the present document.
- Others, as described in clause 8.11.

As specified in TOSCA-Simple-Profile-YAML-v1.3 [20], the import statement can use a single-line or multi-line grammar.

The single-line grammar supports the import of single or multiple uniquely named PNFD types and other template definition files.

EXAMPLE 1:

```
imports:
- https://forge.etsi.org/rep/nfv/SOL001/raw/v2.6.1/etsi_nfv_sol001_pnfd_types.yaml
- any_other_files.yaml
- custom_pnfd_node_types_extension.yaml
```

The multi-line grammar also supports the import of single or multiple uniquely named PNFD types and other template definition files. The "file" keyword is a mandatory parameter in this grammar.

EXAMPLE 2:

```
imports:
- file:
https://forge.etsi.org/rep/nfv/SOL001/raw/v2.6.1/etsi_nfv_sol001_pnfd_types.yaml
- file: any_other_files.yaml
- file: custom_pnfd_node_types_extension.yaml
```


5.7 Type extension

5.7.1 Introduction

Type extension is used when VNF-specific type information is introduced in the VNFD (e.g. modifiable attributes, configurable properties and additional parameters to LCM operations) or NSD (e.g. additional parameters to LCM operations).

5.7.2 Rules

Type extension may be applied to NFV types defined in the present document within the limits specified in table 5.7.3-1 and table 5.7.4-1, adhering to the following rule.

A derived type shall extend the base type in such a way that it remains substitutable for the base type with the following requirements:

New properties and attributes may be introduced with no restriction within the limits specified in table 5.7.3-1 and table 5.7.4-1.

Existing properties may be extended according to the following rules:

- a) A scalar property shall not be extended to another type (e.g. a string property shall not be replaced with an integer property or with a complex property of the same name).
- b) A complex property of data type "X" may only be extended to a property of type "Y" where "Y" is derived from "X" according to the present rules (recursive rule: present rules applied to each property of the derived data type).
- c) A property of type list with entry schema "X" may only be extended to a list with entry schema "Y" where "Y" is an extension of "X" according to the present rules (recursive rule: present rules applied to the elements of the list).
- d) A property of type map with entry schema "X" may only be extended to a map with entry schema "Y" where "Y" is an extension of "X" according to the present rules (recursive rule: present rules applied to the values of the map).

In general, the above rules apply to introducing/extending other elements beyond properties such as capabilities, requirements, interfaces, operations, inputs, etc. as well.

5.7.3 VNFD Types

Table 5.7.3-1 specifies the extension point where VNFD author may extend the pre-defined types.

Table 5.7.3-1: VNFD type extension points

Type	Keyname	Property name
tosca.nodes.nfv.VNF	properties	modifiable_attributes (as a new property) configurable_properties (as a new property). See note 4.
	requirements	New requirements with capability type VirtualLinkable (as new requirements).
	interfaces	Vnflcm.{operation_name}.inputs.additional_parameters (as a new property) Vnflcm.{operation_name}.inputs (as new properties). VnflIndicator.notifications (as new notifications). See note 4.
	attributes	One attribute of primitive type per VNF indicator may be added. One attribute of type integer per scaling aspect may be added. It holds the value of the current scale level.

Type	Keyname	Property name
tosca.nodes.nfv.Vdu.Compute	properties	configurable_properties (as a new property). See note 1 and note 4.
tosca.datatypes.nfv.VnfInfoModifiableAttributes	properties	extensions (as a new property) metadata (as a new property). See note 2 and note 4.
tosca.datatypes.nfv.VnfConfigurableProperties	properties	additional_configurable_properties (as a new property). See note 2 and note 4.
tosca.datatypes.nfv.VnfcConfigurableProperties	properties	additional_vnfc_configurable_properties (as a new property). See note 2 and note 4.
tosca.datatypes.nfv.VnfInfoModifiableAttributesExtensions	properties	(new properties). See note 2 and note 4.
tosca.datatypes.nfv.VnfInfoModifiableAttributesMetadata	properties	(new properties). See note 2 and note 4.
tosca.datatypes.nfv.VnfAdditionalConfigurableProperties	properties	(new properties). See note 2 and note 4.
tosca.datatypes.nfv.VnfcAdditionalConfigurableProperties	properties	(new properties). See note 2 and note 4.
tosca.datatypes.nfv.VnfOperationAdditionalParameters	properties	(new properties). See note 2 and note 4.
tosca.datatypes.nfv.InputOpCoordParams	properties	(new properties). See note 2 and note 4.
tosca.datatypes.nfv.OutputOpCoordParams	properties	(new properties). See note 2 and note 4.
tosca.interfaces.nfv.VnfIndicator	notifications	one notification may be added per Vnf indicator. See note 3.
tosca.interfaces.nfv.ChangeCurrentVnfPackage	operations	{change_current_package_script} (as new operation). {change_current_package_script}.inputs.additional_parameters (as new property).
tosca.policies.nfv.LcmCoordinationAction	policies	See clause 6.10.16.4.
NOTE 1: VNF specific Vdu.Compute node types should be given names starting by the provider name followed by a dot (".") in order to avoid collisions if these node types are imported in an NSD service template. The provider name may, but need not, be identical to the value of the provider property of the VNF node type. Furthermore, it is the VNF provider's responsibility to ensure the uniqueness of the names of its Vdu.Compute node types, i.e. the Vdu.Compute node type names starting with its provider name.		
NOTE 2: VNF specific extension datatypes should be given names starting by the provider name followed by a dot (".") in order to avoid collisions when importing these datatypes in an NSD service template. The provider name may, but need not, be identical to the value of the provider property of the VNF node type. Furthermore, it is the VNF provider's responsibility to ensure the uniqueness of the names of its datatypes, i.e. the datatype names starting with its provider name.		
NOTE 3: VNF specific interface types should be given names starting by the provider name followed by a dot (".") in order to avoid collisions when importing these types in an NSD service template. The provider name may, but need not, be identical to the value of the provider property of the VNF node type. Furthermore, it is the VNF provider's responsibility to ensure the uniqueness of the names of its interface types, i.e. the interface type names starting with its provider name.		
NOTE 4: If a property is defined with a required value equal to false, the default value shall not be present in VNFD. This also applies to any new datatypes introduced in the VNFD.		

5.7.4 NSD types

Table 5.7.4-1 specifies the extension points where NSD author may extend the pre-defined types.

Table 5.7.4-1: NSD type extension points

Type	Keyname	Property name
tosca.nodes.nfv.NS	requirements	New requirements with capability type VirtualLinkable (as new requirements).
	interfaces	Nslcm.{operation_name}.inputs.additional_parameters (as a new property).
tosca.datatypes.nfv.NsOperationAdditionalParameters	properties	(new properties). See note.
tosca.policies.nfv.NsAutoScale	policies	See clause 7.10.15.
NOTE: If a property is defined with a required value equal to false, the default value shall not be present in NSD. This also applies to any new datatypes introduced in the NSD.		

5.7.5 Security-sensitive properties in extended data types

The definition of the properties of some of the data types derived from the data types specified in the present document may include the following metadata:

sensitive: "true"

NOTE: Double quotes are needed to avoid that the parser interprets it as the Boolean value true.

This metadata indicates that the property holds security-sensitive information (e.g. passwords).

It is out of the scope of the present document to specify the exact behaviour of a functional block handling security-sensitive properties. The intent of this metadata is to signal not to expose the value of the property by means such as user interfaces, logging files, programmatic interfaces, etc.

Specific handling of these properties when they are used as parameters in the APIs is defined in the affected specifications, e.g. ETSI GS NFV-SOL 003 [i.9].

Extension of the types listed in table 5.7.5-1 may include properties with this metadata.

Table 5.7.5-1: VNFD and NSD extensible data types

Data type
tosca.datatypes.nfv.VnfInfoModifiableAttributesExtensions
tosca.datatypes.nfv.VnfAdditionalConfigurableProperties
tosca.datatypes.nfv.VnfcAdditionalConfigurableProperties
tosca.datatypes.nfv.VnfOperationAdditionalParameters
tosca.datatypes.nfv.NsOperationAdditionalParameters

In this version of the present document the use of the security-sensitive tagging is limited to properties defined in the extended types. The use of the security-sensitive tagging in properties defined in the present document is not supported.

The security-sensitive tagging is foreseen for properties whose values are expected to be dynamically set from the APIs. Tagging a property that has a value assigned in the VNFD as security-sensitive does not prevent its exposure when the complete VNFD is exposed. Therefore, assigning a value in the VNFD should be avoided.

5.8 Non-Backward Compatible changes

Annex F provides the list of non-backward compatible changes during the development of the present document.

5.9 Use of TOSCA functions

The TOSCA service templates complying with the present document may use the TOSCA functions listed in table 5.9-1. Use of these TOSCA functions shall comply with the provisions in section 4 of TOSCA-Simple-Profile-YAML-v1.3 [20].

Table 5.9-1: Supported TOSCA functions

TOSCA function
get_property
get_artifact
get_input (see note 1)
get_attribute (see note 2)
TOSCA intrinsic functions (see note 3)
NOTE 1: The get_input function is used to retrieve the values of parameters declared in the input section of a service template and assign them properties. Service templates complying with the present document may only use the get_input function to assigning values to the properties listed in table 5.9-2.
NOTE 2: Service templates complying with the present document may only use the get_attribute function to retrieve the value of the following attributes: <ul style="list-style-type: none"> a) In a VNF node template: scale_status attribute. b) In an NS node template: scale_status attribute and any VNF node attribute holding the value of a VNF indicator.
NOTE 3: TOSCA intrinsic functions (concat, join and token) are defined in section 4.3 of TOSCA-Simple-Profile-YAML-v1.3 [20].

Table 5.9-2: Applicable properties for get_input

Type	Property
tosca.nodes.nfv.VNF	flavour_id modifiable_attributes configurable_properties
tosca.nodes.nfv.Vdu.Compute	configurable_properties
NOTE:	Input values are either assigned in the service templates or received from the APIs. The mapping between TOSCA properties and API attributes is described in Annex D of the present document.

6 VNFD TOSCA model

6.1 Introduction

The VNFD information model specified by ETSI GS NFV-IFA 011 [1] is mapped to the TOSCA concepts. The VNFD is represented as one or more TOSCA service templates to be used by the VNFM for deploying and managing the lifecycle of a VNF instance.

Table 6.1-1 describes the mapping of the main information elements defined in ETSI GS NFV-IFA 011 [1] applicable to a VNFD and the corresponding NFV-specific TOSCA Types, as well the basic TOSCA types defined in TOSCA-Simple-Profile-YAML-v1.3 [20] from which they are derived from. The full definition of all types can be found in the following clauses.

NOTE 1: The autoScale rule with use of VNF monitoring parameters specified in ETSI GS NFV-IFA 011 [1] is not supported in this version of the present document.

NOTE 2: The monitoring parameters for Oscontainer based VNF specified in ETSI GS NFV-IFA 011 [1] is not supported in this version of the present document.

NOTE 3: The VirtualCpd for VM-based VNF as specified in ETSI GS NFV-IFA 011 [1] is not supported in this version of the present document.

Table 6.1-1: Mapping of ETSI GS NFV-IFA 011 [1] information elements with TOSCA types

ETSI GS NFV-IFA 011 [1] Elements	VNFD TOSCA types	Derived from
VNFD	tosca.nodes.nfv.VNF	tosca.nodes.Root
Vdu	n/a (see note 1)	n/a
Cpd (Connection Point)	tosca.nodes.nfv.Cp	tosca.nodes.Root
VduCpd (internal connection point)	tosca.nodes.nfv.VduCp	tosca.nodes.nfv.Cp
VirtualCpd	tosca.nodes.nfv.VirtualCp	tosca.nodes.nfv.Cp
VipCpd	tosca.nodes.nfv.VipCp	tosca.nodes.nfv.Cp
VnfVirtualLinkDesc (Virtual Link)	tosca.nodes.nfv.VnfVirtualLink	tosca.nodes.Root
VnfExtCpd (External Connection Point)	tosca.nodes.nfv.VnfExtCp tosca.nodes.nfv.VduCp	tosca.nodes.nfv.Cp
VirtualStorageDesc	tosca.nodes.nfv.Vdu.VirtualBlockStorage tosca.nodes.nfv.Vdu.VirtualObjectStorage tosca.nodes.nfv.Vdu.VirtualFileStorage	tosca.nodes.Root
VirtualComputeDesc	tosca.nodes.nfv.Vdu.Compute	tosca.nodes.Root
OsContainerDesc	tosca.nodes.nfv.Vdu.OsContainer	tosca.nodes.Root
SwImageDesc	tosca.artifacts.nfv.SwImage	tosca.artifacts.Deployment .Image
VnfDf	n/a (see note 2)	n/a
SecurityGroupRule	tosca.policies.nfv.SecurityGroupRule	tosca.policies.Root
VnfConfigurableProperties	tosca.datatypes.nfv.VnfConfigurableProperties	tosca.datatypes.Root
VnfInfoModifiableAttributes	tosca.datatypes.nfv.VnfInfoModifiableAttributes	tosca.datatypes.Root
n/a (see note 3)	tosca.nodes.nfv.Mciop	tosca.nodes.Root
MciopProfile	n/a (see note 3)	n/a
<p>NOTE 1: The Vdu information element is represented as a collection of tosca.nodes.nfv.VduCp, tosca.nodes.nfv.Vdu.Compute (for VM based VNFs), tosca.nodes.nfv.Vdu.OsContainerDeployableUnit (for Oscontainer based VNFs), tosca.nodes.nfv.Vdu.OsContainer (for Oscontainer based VNFs), tosca.nodes.nfv.Vdu.VirtualBlockStorage, tosca.nodes.nfv.Vdu.VirtualObjectStorage and tosca.nodes.nfv.Vdu.VirtualFileStorage types.</p> <p>NOTE 2: The VnfDf information element is represented as a TOSCA service template.</p> <p>NOTE 3: There is not a direct mapping between the MciopProfile in ETSI GS NFV-IFA 011 [1] and the tosca.nodes.nfv.Mciop. However, the 'deploymentOrder' and 'associatedVdu' attributes defined in the MciopProfile element are mapped to tosca.nodes.nfv.Mciop. The 'affinityOrAntiAffinityGroupId' is mapped to tosca.policies.nfv.AffinityRule or tosca.policies.nfv.AntiAffinityRule.</p>		

Figure 6.1-1 provides an overview of the TOSCA node types used to build a service template representing a VNFD for a specific deployment flavour, and of the relationship between them for VNFs when all its virtualisation containers are realized as VMs. The figure shows one of the three types of virtual storage. A detailed description is provided in clause 6.11.

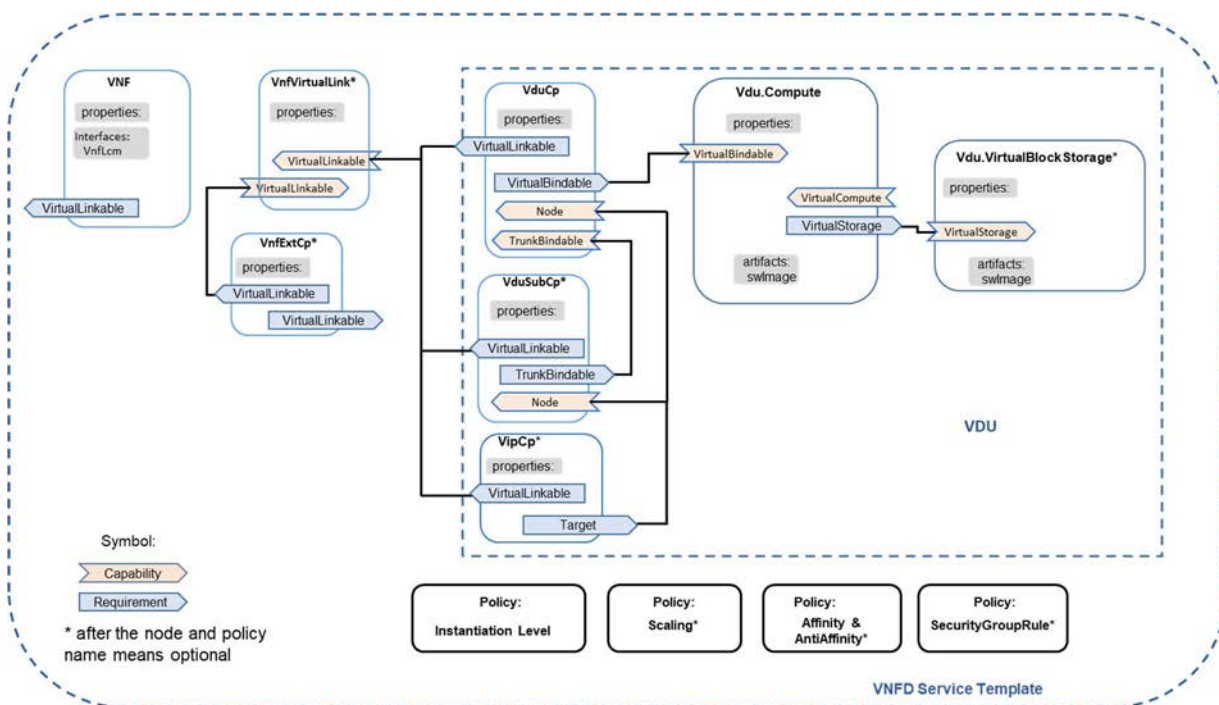


Figure 6.1-1: Service template VNFD overview when all the virtualisation containers of the VNF are realized as VMs

Figure 6.1-2 provides an overview of the TOSCA node types used to build a service template representing a VNFD for a specific deployment flavour, and of the relationship between them when all the virtualisation containers of the VNF are realized as OsContainers.

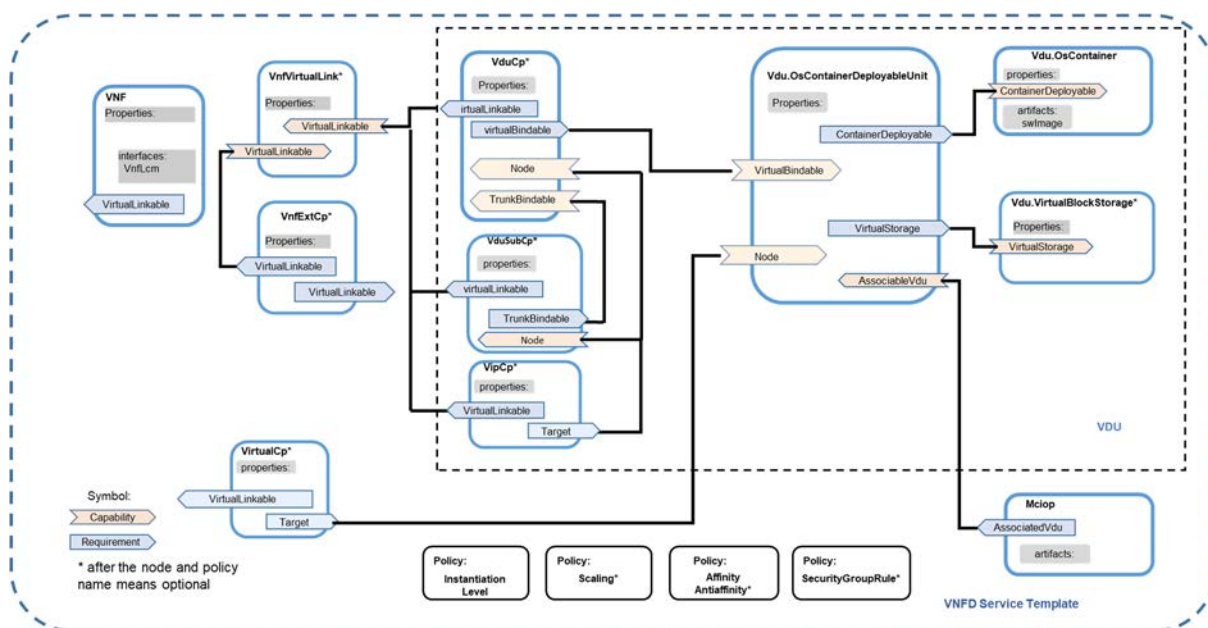


Figure 6.1-2: Service template VNFD overview when all the virtualisation containers of the VNF are realized as OsContainers

6.2 Data Types

6.2.1 `tosca.datatypes.nfv.CpProtocolData`

6.2.1.1 Description

The `CpProtocolData` data type is defined in clause 9.2.6 of the present document.

6.2.2 `tosca.datatypes.nfv.AddressData`

6.2.2.1 Description

The `AddressData` data type is defined in clause 9.2.3 of the present document.

6.2.3 `tosca.datatypes.nfv.L2AddressData`

6.2.3.1 Description

The `L2AddressData` data type is defined in clause 9.2.1 of the present document.

6.2.4 `tosca.datatypes.nfv.VirtualNetworkInterfaceRequirements`

6.2.4.1 Description

The `VirtualNetworkInterfaceRequirements` data type describes requirements on a virtual network interface, as defined in ETSI GS NFV-IFA 011 [1]. Table 6.2.4.1-1 specifies the declared names for this data type. These names shall be used as specified in TOSCA-Simple-Profile-YAML-v1.3 [20].

Table 6.2.4.1-1: Type name, shorthand, and URI

Shorthand Name	<code>VirtualNetworkInterfaceRequirements</code>
Type Qualified Name	<code>toscanfv:VirtualNetworkInterfaceRequirements</code>
Type URI	<code>tosca.datatypes.nfv.VirtualNetworkInterfaceRequirements</code>

6.2.4.2 Properties

The properties of the `VirtualNetworkInterfaceRequirements` data type shall comply with the provisions set out in table 6.2.4.2-1.

Table 6.2.4.2-1: Properties

Name	Required	Type	Constraints	Description
<code>name</code>	no	string		Provides a human readable name for the requirement.
<code>description</code>	no	string		Provides a human readable description of the requirement.
<code>network_interface_requirements</code>	yes	map of string		The network interface requirements. A map of strings that contain a set of key-value pairs that describes the hardware platform specific network interface deployment requirements. More information regarding the usage of this property is available at: https://register.etsi.org .

Name	Required	Type	Constraints	Description
nic_io_requirements	no	tosca.datatypes.nfv.LogicalNodeData		This references (couples) the CP with any logical node I/O requirements (for network devices) that may have been created. Linking these attributes is necessary so that so that I/O requirements that need to be articulated at the logical node level can be associated with the network interface requirements associated with the CP.

6.2.4.3 Definition

The syntax of the VirtualNetworkInterfaceRequirements data type shall comply with the following definition:

```

tosca.datatypes.nfv.VirtualNetworkInterfaceRequirements:
  derived_from: tosca.datatypes.Root
  description: Describes requirements on a virtual network interface
  properties:
    name:
      type: string
      description: Provides a human readable name for the requirement.
      required: false
    description:
      type: string
      description: Provides a human readable description of the requirement.
      required: false
    network_interface_requirements:
      type: map
      description: The network interface requirements. A map of strings that contain
a set of key-value pairs that describes the hardware platform specific network
interface deployment requirements.
      required: true
      entry_schema:
        type: string
    nic_io_requirements:
      type: tosca.datatypes.nfv.LogicalNodeData
      description: references (couples) the CP with any logical node I/O
requirements (for network devices) that may have been created. Linking these
attributes is necessary so that so that I/O requirements that need to be articulated
at the logical node level can be associated with the network interface requirements
associated with the CP.
      required: false

```

6.2.4.4 Examples

None.

6.2.4.5 Additional Requirements

None.

6.2.5 tosca.datatypes.nfv.L3AddressData

6.2.5.1 Description

The L3AddressData data type is defined in clause 9.2.2 of the present document.

6.2.6 toska.datatypes.nfv.RequestedAdditionalCapability

6.2.6.1 Description

The RequestedAdditionalCapability data type describes requested additional capability for a particular VDU, as defined in ETSI GS NFV-IFA 011 [1]. Table 6.2.6.1-1 specifies the declared names for this data type. These names shall be used as specified in TOSCA-Simple-Profile-YAML-v1.3 [20].

Table 6.2.6.1-1: Type name, shorthand, and URI

Shorthand Name	RequestedAdditionalCapability
Type Qualified Name	toscanfv:RequestedAdditionalCapability
Type URI	tosca.datatypes.nfv.RequestedAdditionalCapability

6.2.6.2 Properties

The properties of the RequestedAdditionalCapability data type shall comply with the provisions set out in table 6.2.6.2-1.

Table 6.2.6.2-1: Properties

Name	Required	Type	Constraints	Description
requested_additional_capability_name	yes	string		Identifies a requested additional capability for the VDU.
support_mandatory	yes	boolean		Indicates whether the requested additional capability is mandatory for successful operation.
min_requested_additional_capability_version	no	string		Identifies the minimum version of the requested additional capability.
preferred_requested_additional_capability_version	no	string		Identifies the preferred version of the requested additional capability.
target_performance_parameters	yes	map of string		Identifies specific attributes, dependent on the requested additional capability type.

6.2.6.3 Definition

The syntax of the RequestedAdditionalCapability data type shall comply with the following definition:

```

tosca.datatypes.nfv.RequestedAdditionalCapability:
  derived_from: toasca.datatypes.Root
  description: describes requested additional capability for a particular VDU
  properties:
    requested_additional_capability_name:
      type: string
      description: Identifies a requested additional capability for the VDU.
      required: true
    support_mandatory:
      type: boolean
      description: Indicates whether the requested additional capability is
mandatory for successful operation.
      required: true
    min_requested_additional_capability_version:
      type: string
      description: Identifies the minimum version of the requested additional
capability.
      required: false
    preferred_requested_additional_capability_version:
      type: string
      description: Identifies the preferred version of the requested additional
capability.
      required: false
    target_performance_parameters:
      type: map
      description: Identifies specific attributes, dependent on the requested
additional capability type.
      required: true
    entry_schema:
      type: string

```

6.2.6.4 Examples

None.

6.2.6.5 Additional Requirements

None.

6.2.7 toasca.datatypes.nfv.VirtualMemory

6.2.7.1 Description

The VirtualMemory data type supports the specification of requirements related to virtual memory of a virtual compute resource, as defined in ETSI GS NFV-IFA 011 [1]. Table 6.2.7.1-1 specifies the declared names for this data type. These names shall be used as specified in TOSCA-Simple-Profile-YAML-v1.3 [20].

Table 6.2.7.1-1: Type name, shorthand, and URI

Shorthand Name	VirtualMemory
Type Qualified Name	toscanfv:VirtualMemory
Type URI	tosca.datatypes.nfv.VirtualMemory

6.2.7.2 Properties

The properties of the VirtualMemory data type shall comply with the provisions set out in table 6.2.7.2-1.

Table 6.2.7.2-1: Properties

Name	Required	Type	Constraints	Description
virtual_mem_size	yes	scalar-unit.size		Amount of virtual memory.
virtual_mem_oversubscription_policy	no	string		The memory core oversubscription policy in terms of virtual memory to physical memory on the platform.
vdu_mem_requirements	no	map of string		The hardware platform specific VDU memory requirements. A map of strings that contains a set of key-value pairs that describes hardware platform specific VDU memory requirements. More information regarding the usage of this property is available at: https://register.etsi.org .
numa_enabled	yes	boolean	default: false	It specifies the memory allocation to be cognisant of the relevant process/core allocation.
huge_pages_requirements	no	list of tosca.datatypes.nfv.Hugepages		The requirement for huge pages resources. Each element in the list indicates a hugepage size and the total memory requested for hugepages of that size.

6.2.7.3 Definitions

The syntax of the VirtualMemory data type shall comply with the following definition:

```

tosca.datatypes.nfv.VirtualMemory:
  derived_from: tosca.datatypes.Root
  description: supports the specification of requirements related to virtual memory
of a virtual compute resource
  properties:
    virtual_mem_size:
      type: scalar-unit.size
      description: Amount of virtual memory.
      required: true
    virtual_mem_oversubscription_policy:
      type: string
      description: The memory core oversubscription policy in terms of virtual
memory to physical memory on the platform.
      required: false
    vdu_mem_requirements:
      type: map
      description: The hardware platform specific VDU memory requirements. A map of
strings that contains a set of key-value pairs that describes hardware platform
specific VDU memory requirements.
      required: false
      entry_schema:
        type: string
    numa_enabled:
      type: boolean
      description: It specifies the memory allocation to be cognisant of the
relevant process/core allocation.
      required: true
      default: false
    huge_pages_requirements:
      type: list

```

description: The requirement for huge pages resources. Each element in the list indicates a hugepage size and the total memory requested for hugepages of that size.

```
required: false
entry_schema:
  type: tosca.datatypes.nfv.Hugepages
```

6.2.7.4 Examples

None.

6.2.7.5 Additional Requirements

None.

6.2.8 tosca.datatypes.nfv.VirtualCpu

6.2.8.1 Description

The VirtualCpu data type supports the specification of requirements related to virtual CPU(s) of a virtual compute resource, as defined in ETSI GS NFV-IFA 011 [1]. Table 6.2.8.1-1 specifies the declared names for this data type. These names shall be used as specified in TOSCA-Simple-Profile-YAML-v1.3 [20].

Table 6.2.8.1-1: Type name, shorthand, and URI

Shorthand Name	VirtualCpu
Type Qualified Name	toscanfv:VirtualCpu
Type URI	tosca.datatypes.nfv.VirtualCpu

6.2.8.2 Properties

The properties of the VirtualCpu data type shall comply with the provisions set out in table 6.2.8.2-1.

Table 6.2.8.2-1: Properties

Name	Required	Type	Constraints	Description
cpu_architecture	no	string		CPU architecture type. Examples are x86, ARM.
num_virtual_cpu	yes	integer	greater_than: 0	Number of virtual CPUs.
virtual_cpu_clock	no	scalar-unit.frequency		Minimum virtual CPU clock rate.
virtual_cpu_oversubscription_policy	no	string		CPU core oversubscription policy e.g. the relation of virtual CPU cores to physical CPU cores/threads.
vdu_cpu_requirements	no	map of string		The hardware platform specific VDU CPU requirements. A map of strings that contains a set of key-value pairs describing VDU CPU specific hardware platform requirements. More information regarding the usage of this property is available at: https://register.etsi.org .
virtual_cpu_pinning	no	tosca.datatypes.nfv.VirtualCpuPinning		The virtual CPU pinning configuration for the virtualised compute resource.

6.2.8.3 Definition

The syntax of the VirtualCpu data type shall comply with the following definition:

```

tosca.datatypes.nfv.VirtualCpu:
  derived_from: toska.datatypes.Root
  description: Supports the specification of requirements related to virtual CPU(s)
of a virtual compute resource
  properties:
    cpu_architecture:
      type: string
      description: CPU architecture type. Examples are x86, ARM
      required: false
    num_virtual_cpu:
      type: integer
      description: Number of virtual CPUs
      required: true
      constraints:
        - greater_than: 0
    virtual_cpu_clock:
      type: scalar-unit.frequency
      description: Minimum virtual CPU clock rate
      required: false
    virtual_cpu_oversubscription_policy:
      type: string
      description: CPU core oversubscription policy e.g. the relation of virtual CPU
cores to physical CPU cores/threads.
      required: false
    vdu_cpu_requirements:
      type: map
      description: The hardware platform specific VDU CPU requirements. A map of
strings that contains a set of key-value pairs describing VDU CPU specific hardware
platform requirements.
      required: false
      entry_schema:
        type: string
    virtual_cpu_pinning:
      type: toska.datatypes.nfv.VirtualCpuPinning
      description: The virtual CPU pinning configuration for the virtualised compute
resource.
      required: false

```

6.2.8.4 Examples

None.

6.2.8.5 Additional Requirements

None.

6.2.9 toska.datatypes.nfv.VirtualCpuPinning

6.2.9.1 Description

The VirtualCpuPinning data type supports the specification of requirements related to the virtual CPU pinning configuration of a virtual compute resource, as defined in ETSI GS NFV-IFA 011 [1]. Table 6.2.9.1-1 specifies the declared names for this data type. These names shall be used as specified in TOSCA-Simple-Profile-YAML-v1.3 [20].

Table 6.2.9.1-1: Type name, shorthand, and URI

Shorthand Name	VirtualCpuPinning
Type Qualified Name	toscanfv:VirtualCpuPinning
Type URI	tosca.datatypes.nfv.VirtualCpuPinning

6.2.9.2 Properties

The properties of the VirtualCpuPinning data type shall comply with the provisions set out in table 6.2.9.2-1.

Table 6.2.9.2-1: Properties

Name	Required	Type	Constraints	Description
virtual_cpu_pinning_policy	no	string	Valid values: See YAML definition constraints	Indicates the policy for CPU pinning. The policy can take values of "static" or "dynamic". In case of "dynamic" the allocation of virtual CPU cores to logical CPU cores is decided by the VIM when the virtualisation container is realized as a VM or by the CISM if it is realized as one or more OS containers (e.g. SMT (Simultaneous Multi-Threading) requirements). In case of "static" the allocation is requested to be according to the virtual_cpu_pinning_rule.
virtual_cpu_pinning_rule	no	list of string		Provides the list of rules for allocating virtual CPU cores to logical CPU cores/threads.

6.2.9.3 Definition

The syntax of the VirtualCpuPinning data type shall comply with the following definition:

```

tosca.datatypes.nfv.VirtualCpuPinning:
  derived_from: toscanfv:VirtualCpuPinning
  description: Supports the specification of requirements related to the virtual CPU
pinning configuration of a virtual compute resource
  properties:
    virtual_cpu_pinning_policy:
      type: string
      description: Indicates the policy for CPU pinning. The policy can take values
of "static" or "dynamic". In case of "dynamic" the allocation of virtual CPU cores to
logical CPU cores is decided by the VIM. (e.g. SMT (Simultaneous Multi-Threading)
requirements). In case of "static" the allocation is requested to be according to the
virtual_cpu_pinning_rule.
      required: false
      constraints:
        - valid_values: [ static, dynamic ]
    virtual_cpu_pinning_rule:
      type: list
      description: Provides the list of rules for allocating virtual CPU cores to
logical CPU cores/threads
      required: false
      entry_schema:
        type: string

```

6.2.9.4 Examples

None.

6.2.9.5 Additional Requirements

The `virtual_cpu_pinning_rule` shall be included if the `virtual_cpu_pinning_policy` property is set to "static" and shall be absent otherwise.

6.2.10 `tosca.datatypes.nfv.VnfcConfigurableProperties`

6.2.10.1 Description

The `VnfcConfigurableProperties` data type defines the configurable properties of a VNFC, as defined in ETSI GS NFV-IFA 011 [1].

Table 6.2.10.1-1 specifies the declared names for this data type. These names shall be used as specified in TOSCA-Simple-Profile-YAML-v1.3 [20].

Table 6.2.10.1-1: Type name, shorthand, and URI

Shorthand Name	<code>VnfcConfigurableProperties</code>
Type Qualified Name	<code>toscanfv:VnfcConfigurableProperties</code>
Type URI	<code>tosca.datatypes.nfv.VnfcConfigurableProperties</code>

6.2.10.2 Properties

The properties of the `VnfcconfigurableProperties` shall comply with the provisions set out in table 6.2.10.2-1.

Table 6.2.10.2-1: Properties

Name	Required	Type	Constraints	Description
<code>additional_vnfc_configurable_properties</code>	no	<code>tosca.datatypes.nfv.VnfcAdditionalConfigurableProperties</code>		Describes additional configuration for VNFC that can be modified using the <code>ModifyVnfInfo</code> operation.

6.2.10.3 Definition

The syntax of the `VnfcConfigurableProperties` data type shall comply with the following definition:

```
tosca.datatypes.nfv.VnfcConfigurableProperties:
  derived_from: toska.datatypes.Root
  description: Defines the configurable properties of a VNFC
  properties:
    additional_vnfc_configurable_properties:
      type: toska.datatypes.nfv.VnfcAdditionalConfigurableProperties
      description: Describes additional configuration for VNFC that can be modified
using the ModifyVnfInfo operation
      required: false
      # derived types are expected to introduce
      # additional_vnfc_configurable_properties with its type derived from
      # toska.datatypes.nfv.VnfcAdditionalConfigurableProperties
```

6.2.10.4 Examples

Example definition of configurable properties without properties assignment value.

```

tosca_definitions_version: tosca_simple_yaml_1_3

node_types:
  MyCompany.nodes.nfv.Vdu.Aux:
    derived_from: tosca.nodes.nfv.Vdu.Compute
    properties:
      configurable_properties:
        type: MyCompany.datatypes.nfv.AuxVnfcConfigurableProperties

data_types:
  MyCompany.datatypes.nfv.AuxVnfcConfigurableProperties:
    derived_from: tosca.datatypes.nfv.VnfcConfigurableProperties
    properties:
      additional_vnfc_configurable_properties:
        type: MyCompany.datatypes.nfv.AuxVnfcAdditionalConfigurableProperties
        required: true

  MyCompany.datatypes.nfv.AuxVnfcAdditionalConfigurableProperties:
    derived_from: tosca.datatypes.nfv.VnfcAdditionalConfigurableProperties
    properties:
      name_prefix_in_vim:
        type: string
        required: false
      dns_server:
        type: string
        required: true

topology_template:
  ..

  node_templates:
    aux:
      type: MyCompany.nodes.nfv.Vdu.Aux
      properties:
        ..

```

Example definition of configurable properties with properties assignment value.

```

tosca_definitions_version: tosca_simple_yaml_1_3

...

node_types:
  MyCompany.SunshineDB.1_0.1_0:
    derived_from: tosca.nodes.nfv.VNF
    properties:
      ...
    interfaces:
      Vnflcm:
        type: tosca.interfaces.nfv.Vnflcm

  MyCompany.nodes.nfv.Vdu.Aux:
    derived_from: tosca.nodes.nfv.Vdu.Compute
    properties:
      configurable_properties:
        type: MyCompany.datatypes.nfv.AuxVnfcConfigurableProperties

```



```

    required: false

data_types:
  MyCompany.datatypes.nfv.AuxVnfcConfigurableProperties:
    derived_from: tosca.datatypes.nfv.VnfcConfigurableProperties
    properties:
      additional_vnfc_configurable_properties:
        type: MyCompany.datatypes.nfv.AuxVnfcAdditionalConfigurableProperties
        required: true

  MyCompany.datatypes.nfv.AuxVnfcAdditionalConfigurableProperties:
    derived_from: tosca.datatypes.nfv.VnfcAdditionalConfigurableProperties
    properties:
      name_prefix_in_vim:
        type: string
        required: true
        default: "MyCustomer"
      dns_server:
        type: string
        required: true
        default: "90.200.250.57"

topology_template:
  substitution_mappings:
    node_type: MyCompany.SunshineDB.1_0.1_0
  requirements:
    virtual_link: [ dbBackendIpv4, virtual_link ] # IPv4 for SQL

inputs:
  name_prefix_in_vim:
    type: string
  dns_server:
    type: string

node_templates:
  SunshineDB:
    type: MyCompany.SunshineDB.1_0.1_0

  dbBackend:
    type: MyCompany.nodes.nfv.Vdu.Aux
    properties:
      ...
      configurable_properties:
        additional_vnfc_configurable_properties:
          name_prefix_in_vim: { get_input: name_prefix_in_vim }
          dns_server: { get_input: dns_server }

```

In the above example, default values are provided in the node type definition, properties assignment by using TOSCA `get_input` function is described in the node template. The properties values from the API will override the default values.

6.2.10.5 Additional Requirements

None.

6.2.11 `tosca.datatypes.nfv.VnfcAdditionalConfigurableProperties`

6.2.11.1 Description

The `VnfcAdditionalConfigurableProperties` type is an empty base type for deriving data types for describing additional configurable properties for a given VNFC. Table 6.2.11.1-1 specifies the declared names for this data type. These names shall be used as specified in TOSCA-Simple-Profile-YAML-v1.3 [20].

Table 6.2.11.1-1: Type name, shorthand, and URI

Shorthand Name	<code>VnfcAdditionalConfigurableProperties</code>
Type Qualified Name	<code>toscanfv:VnfcAdditionalConfigurableProperties</code>
Type URI	<code>tosca.datatypes.nfv.VnfcAdditionalConfigurableProperties</code>

6.2.11.2 Properties

None.

6.2.11.3 Definition

The syntax of the `VnfcAdditionalConfigurableProperties` data type shall comply with the following definition:

```
tosca.datatypes.nfv.VnfcAdditionalConfigurableProperties:
  derived_from: toasca.datatypes.Root
  description: VnfcAdditionalConfigurableProperties type is an empty base type
  for deriving data types for describing additional configurable properties for a
  given VNFC.
```

6.2.11.4 Examples

See clause 6.2.10.4.

6.2.12 `tosca.datatypes.nfv.VduProfile`

6.2.12.1 Description

The `VduProfile` data type describes additional instantiation data for a given `Vdu.Compute` (for VM based VDU) or `Vdu.OsContainerDeployableUnit` (for Oscontainer based VDU) used in a specific deployment flavour. Table 6.2.12.1-1 specifies the declared names for this data type. These names shall be used as specified in TOSCA-Simple-Profile-YAML-v1.3 [20].

Table 6.2.12.1-1: Type name, shorthand and URI

Shorthand Name	<code>VduProfile</code>
Type Qualified Name	<code>toscanfv:VduProfile</code>
Type URI	<code>tosca.datatypes.nfv.VduProfile</code>

6.2.12.2 Properties

The properties of the `VduProfile` data type shall comply with the provisions set out in table 6.2.12.2-1.

Table 6.2.12.2-1: Properties

Name	Required	Type	Constraints	Description
min_number_of_instances	yes	integer	greater_or_equal: 0	Minimum number of instances of the VNFC based on this Vdu.Compute (for VM based VDU) or Vdu.OsContainerDeployableUnit node (for Oscontainer based VDU) that is permitted to exist for a particular VNF deployment flavour.
max_number_of_instances	yes	integer	greater_or_equal: 0	Maximum number of instances of the VNFC based on this Vdu.Compute (for VM based VDU) or Vdu.OsContainerDeployableUnit node (for Oscontainer based VDU) that is permitted to exist for a particular VNF deployment flavour.
nfvi_maintenance_info	no	tosca.datatypes.nfv.NfviMaintenanceInfo		Provides information on the impact tolerance and rules to be observed when instance(s) of the Vdu.Compute (for VM based VDU) are impacted during NFVI operation and maintenance (e.g. NFVI resource upgrades). See notes 2 and 3.
NOTE 1: A vduld property, which exists in ETSI GS NFV-IFA 011 [1] is not needed, as the VduProfile is contained in the Vdu.Compute node (for VM based VDU) or Vdu.OsContainerDeployableUnit node (for Oscontainer based VDU).				
NOTE 2: The impact tolerance and rules also apply to the VirtualBlockStorage, VirtualObjectStorage and VirtualFileStorage nodes connected to the Vdu.Compute (for VM based VDU) via one particular occurrence of the virtual_storage requirement and to each VduCp node connected to the Vdu.Compute (for VM based VDU) via one particular occurrence of the virtual_binding capability.				
NOTE 3: An NFVI level operation (e.g. restart of a virtual machine) can impact a VNF and the VNF may be able to tolerate only a limited number of such impacts simultaneously. The nfvi_maintenance_info provides constraints related to detection and tolerance so that negative impact on VNF functionality can be avoided during NFVI maintenance operations.				

6.2.12.3 Definition

The syntax of the VduProfile data type shall comply with the following definition:

```

tosca.datatypes.nfv.VduProfile:
  derived_from: toska.datatypes.Root
  description: describes additional instantiation data for a given Vdu.Compute (for
VM based VDU) or Vdu.OsContainerDeployableUnit node (for Oscontainer based VDU) used
in a specific deployment flavour.
  properties:
    min_number_of_instances:
      type: integer
      description: Minimum number of instances of the VNFC based on this Vdu.Compute
(for VM based VDU) or Vdu.OsContainerDeployableUnit node (for Oscontainer based VDU)
that is permitted to exist for a particular VNF deployment flavour.
      required: true
      constraints:
        - greater_or_equal: 0
    max_number_of_instances:
      type: integer
      description: Maximum number of instances of the VNFC based on this Vdu.Compute
(for VM based VDU) or Vdu.OsContainerDeployableUnit node (for Oscontainer based VDU)
that is permitted to exist for a particular VNF deployment flavour.
      required: true
      constraints:
        - greater_or_equal: 0
    nfvi_maintenance_info:
      type: toska.datatypes.nfv.NfviMaintenanceInfo
      description: Provides information on the impact tolerance and rules to be
observed when instance(s) of the Vdu.Compute (for VM based VDU) are impacted during
NFVI operation and maintenance (e.g. NFVI resource upgrades).
      required: false

```

6.2.12.4 Examples

```
tosca_definitions_version: tosca_simple_yaml_1_3

topology template:
...

node_templates:
  VDU_A:
    type: tosca.nodes.nfv.Vdu.Compute
    properties:
      vdu_profile:
        min_number_of_instances: 2
        max_number_of_instances: 6
    # other properties omitted for brevity
    requirements:
      - virtual_storage: VirtualStorage_A1
      - virtual_storage: VirtualStorage_A2
    capabilities:
      virtual_binding:

  VirtualStorage_A1:
    type: tosca.nodes.nfv.Vdu.VirtualBlockStorage
    properties:
      # omitted for brevity
      # per_vnfc_instance property not present or set to true
    capabilities:
      virtual_storage

  VirtualStorage_A2:
    type: tosca.nodes.nfv.Vdu.VirtualBlockStorage
    properties:
      # omitted for brevity
      # per_vnfc_instance property not present or set to true
    capabilities:
      virtual_storage

  VduCp_A1:
    type: tosca.nodes.nfv.VduCp
    properties:
      # omitted for brevity
    requirements:
      - virtual_binding: VDU_A
      - virtual_link

  VduCp_A2:
    type: tosca.nodes.nfv.VduCp
    properties:
      # omitted for brevity
    requirements:
      - virtual_binding: VDU_A
      - virtual_link
```

Above snippet shows part of a topology template. The VDU_A node template is a Vdu.Compute node that is connected to two VirtualBlockStorage nodes: VirtualStorage_A1 and VirtualStorage_A2. It also has two VduCps: VduCp_A1 and Vdu_CpA2.

The minimum number of instances of VDU_A that are permitted to exist is 2. Likewise, the minimum number of instances of VirtualStorage_A1, VirtualStorage_A2, VduCp_A1 and VduCp_A2 that are permitted to exist is 2.

The maximum number of instances of VDU_A that are permitted to exist is 6. Likewise, the maximum number of instances of VirtualStorage_A1, VirtualStorage_A2, VduCp_A1 and VduCp_A2 that are permitted to exist is 6.

6.2.12.5 Additional requirements

The properties of the vdu_profile indicate the maximum and minimum number of Vdu.Compute instances that are permitted to exist, created from a given Vdu.Compute node template during its lifecycle, as well as:

- If the 'per_vnfc_instance' property of the VirtualBlockStorage, VirtualObjectStorage or VirtualFileStorage nodes connected to the Vdu.Compute node is set to 'true' or absent: the maximum and minimum number of instances of each VirtualBlockStorage, VirtualObjectStorage and VirtualFileStorage nodes connected to the Vdu.Compute via one particular occurrence of the virtual_storage requirement.
- If 'per_vnfc_instance' property is set to 'false' only one instance of the storage node shall exist.
- The maximum and minimum number instances of each VduCp node connected to the Vdu.Compute via one particular occurrence of the virtual_binding capability.

6.2.13 tosca.datatypes.nfv.VIProfile

6.2.13.1 Description

The VIProfile data type describes additional instantiation data for a given VL used in a specific VNF deployment flavour. Table 6.2.13.1-1 specifies the declared names for this data type. These names shall be used as specified in TOSCA-Simple-Profile-YAML-v1.3 [20].

Table 6.2.13.1-1: Type name, shorthand, and URI

Shorthand Name	VIProfile
Type Qualified Name	toscanfv:VIProfile
Type URI	tosca.datatypes.nfv.VIProfile

6.2.13.2 Properties

The properties of the VIProfile data type shall comply with the provisions set out in table 6.2.13.2-1.

Table 6.2.13.2-1: Properties

Name	Required	Type	Constraints	Description
max_bitrate_requirements	yes	tosca.datatypes.nfv.LinkBitrateRequirements		Specifies the maximum bitrate requirements for a VL instantiated according to this profile.
min_bitrate_requirements	yes	tosca.datatypes.nfv.LinkBitrateRequirements		Specifies the minimum bitrate requirements for a VL instantiated according to this profile.
qos	no	tosca.datatypes.nfv.Qos		Specifies the QoS requirements of a VL instantiated according to this profile.
virtual_link_protocol_data	no	list of tosca.datatypes.nfv.VirtualLinkProtocolData		Specifies the protocol data for a virtual link. If more than 1 values are present, the order shall be the same as the order of the layer_protocols occurrences in the connectivity_type property of the same VnfVirtualLink node, i.e. the first occurrence of the virtual_link_protocol_data represents the highest layer protocol data, and the last occurrence represents the lowest layer protocol data.
NOTE: A vnfVirtualLinkDescId property, which exists in ETSI GS NFV-IFA 011 [1] is not needed, as the VLProfile is contained in the VL node.				

6.2.13.3 Definition

The syntax of the VIProfile data type shall comply with the following definition:

```

tosca.datatypes.nfv.VIProfile:
  derived_from: tosca.datatypes.Root
  description: Describes additional instantiation data for a given VL used in a
  specific VNF deployment flavour.
  properties:
    max_bitrate_requirements:
      type: tosca.datatypes.nfv.LinkBitrateRequirements
      description: Specifies the maximum bitrate requirements for a VL instantiated
  according to this profile.
      required: true
    min_bitrate_requirements:
      type: tosca.datatypes.nfv.LinkBitrateRequirements
      description: Specifies the minimum bitrate requirements for a VL instantiated
  according to this profile.
      required: true
    qos:
      type: tosca.datatypes.nfv.Qos
      description: Specifies the QoS requirements of a VL instantiated according to
  this profile.
      required: false
    virtual_link_protocol_data:
      type: list
      description: Specifies the protocol data for a virtual link.
      required: false
  entry_schema:
    type: tosca.datatypes.nfv.VirtualLinkProtocolData

```

6.2.13.4 Examples

None.

6.2.13.5 Additional Requirements

None.

6.2.14 `tosca.datatypes.nfv.VirtualLinkProtocolData`

6.2.14.1 Description

The `VirtualLinkProtocolData` data type describes one protocol layer and associated protocol data for a given virtual link used in a specific VNF deployment flavour. Table 6.2.14.1-1 specifies the declared names for this data type. These names shall be used as specified in TOSCA-Simple-Profile-YAML-v1.3 [20].

Table 6.2.14.1-1: Type name, shorthand and URI

Shorthand Name	<code>VirtualLinkProtocolData</code>
Type Qualified Name	<code>toscanfv:VirtualLinkProtocolData</code>
Type URI	<code>tosca.datatypes.nfv.VirtualLinkProtocolData</code>

6.2.14.2 Properties

The properties of the `VirtualLinkProtocolData` data type shall comply with the provisions set out in table 6.2.14.2-1.

Table 6.2.14.2-1: Properties

Name	Required	Type	Constraints	Description
<code>associated_layer_protocol</code>	yes	string	Valid values: See YAML definition constraints	Identifies one of the protocols a <code>virtualLink</code> gives access to (ethernet, mpls, odu2, ipv4, ipv6, pseudo-wire) as specified by the <code>connectivity_type</code> property.
<code>l2_protocol_data</code>	no	<code>tosca.datatypes.nfv.L2ProtocolData</code>		Specifies the L2 protocol data for a virtual link. Shall be present when the <code>associatedLayerProtocol</code> attribute indicates a L2 protocol and shall be absent otherwise.
<code>l3_protocol_data</code>	no	<code>tosca.datatypes.nfv.L3ProtocolData</code>		Specifies the L3 protocol data for this virtual link. Shall be present when the <code>associatedLayerProtocol</code> attribute indicates a L3 protocol and shall be absent otherwise.

6.2.14.3 Definition

The syntax of the `VirtualLinkProtocolData` data type shall comply with the following definition:

```
tosca.datatypes.nfv.VirtualLinkProtocolData:
  derived_from: toasca.datatypes.Root
  description: describes one protocol layer and associated protocol data for a
  given virtual link used in a specific VNF deployment flavour
  properties:
    associated_layer_protocol:
      type: string
      description: Identifies one of the protocols a virtualLink gives access
      to (ethernet, mpls, odu2, ipv4, ipv6, pseudo-wire) as specified by the
      connectivity_type property.
      required: true
      constraints:
        - valid_values: [ ethernet, mpls, odu2, ipv4, ipv6, pseudo-wire ]
    l2_protocol_data:
      type: toasca.datatypes.nfv.L2ProtocolData
```

```

    description: Specifies the L2 protocol data for a virtual link. Shall be
    present when the associatedLayerProtocol attribute indicates a L2 protocol and
    shall be absent otherwise.
    required: false
    l3_protocol_data:
      type: toska.datatypes.nfv.L3ProtocolData
      description: Specifies the L3 protocol data for this virtual link. Shall
      be present when the associatedLayerProtocol attribute indicates a L3 protocol and
      shall be absent otherwise.
      required: false

```

6.2.14.4 Examples

None.

6.2.14.5 Additional Requirements

None.

6.2.15 toska.datatypes.nfv.L2ProtocolData

6.2.15.1 Description

The L2ProtocolData data type describes L2 protocol data for a given virtual link used in a specific VNF deployment flavour. Table 6.2.15.1-1 specifies the declared names for this data type. These names shall be used as specified in TOSCA-Simple-Profile-YAML-v1.3 [20].

Table 6.2.15.1-1: Type name, shorthand and URI

Shorthand Name	L2ProtocolData
Type Qualified Name	toscanfv:L2ProtocolData
Type URI	tosca.datatypes.nfv.L2ProtocolData

6.2.15.2 Properties

The properties of the L2ProtocolData data type shall comply with the provisions set out in table 6.2.15.2-1.

Table 6.2.15.2-1: Properties

Name	Required	Type	Constraints	Description
name	no	string		Identifies the network name associated with this L2 protocol.
network_type	no	string	Valid values: See YAML definition constraints	Specifies the network type for this L2 protocol. The value may be overridden at run-time.
vlan_transparent	yes	boolean	default: false	Specifies whether to support VLAN transparency for this L2 protocol or not.
mtu	no	integer	greater_than: 0	Specifies the Maximum Transmission Unit (MTU) value for this L2 protocol.
segmentation_id	no	string		If present, specifies a specific virtualised network segment, which depends on the network type. For e.g. VLAN ID for VLAN network type and tunnel ID for GRE/VXLAN network types. See note.
NOTE: If this property is included in the VNFD, the property value shall be provided at run-time, unless a default value is provided at design time in the VNFD. If a default value is provided at design-time, this value may be overridden at run-time.				

6.2.15.3 Definition

The syntax of the L2ProtocolData data type shall comply with the following definition:

```

tosca.datatypes.nfv.L2ProtocolData:
  derived_from: toasca.datatypes.Root
  description: describes L2 protocol data for a given virtual link used in a
  specific VNF deployment flavour.
  properties:
    name:
      type: string
      description: Identifies the network name associated with this L2 protocol.
      required: false
    network_type:
      type: string
      description: Specifies the network type for this L2 protocol. The value
      may be overridden at run-time.
      required: false
      constraints:
        - valid_values: [ flat, vlan, vxlan, gre ]
    vlan_transparent:
      type: boolean
      description: Specifies whether to support VLAN transparency for this L2
      protocol or not.
      required: true
      default: false
    mtu:
      type: integer
      description: Specifies the maximum transmission unit (MTU) value for this
      L2 protocol.
      required: false
      constraints:
        - greater_than: 0
    segmentation_id:
      type: string
      description: Specifies a specific virtualised network segment, which
      depends on the network type. For e.g. VLAN ID for VLAN network type and tunnel ID
      for GRE/VXLAN network types
      required: false

```

6.2.15.4 Examples

See example in clause A.5.

6.2.15.5 Additional Requirements

None.

6.2.16 `tosca.datatypes.nfv.L3ProtocolData`

6.2.16.1 Description

The `L3ProtocolData` data type describes L3 protocol data for a given virtual link used in a specific VNF deployment flavour. Table 6.2.16.1-1 specifies the declared names for this data type. These names shall be used as specified in TOSCA-Simple-Profile-YAML-v1.3 [20].

Table 6.2.16.1-1: Type name, shorthand and URI

Shorthand Name	<code>L3ProtocolData</code>
Type Qualified Name	<code>toscanfv:L3ProtocolData</code>
Type URI	<code>tosca.datatypes.nfv.L3ProtocolData</code>

6.2.16.2 Properties

The properties of the `L3ProtocolData` data type shall comply with the provisions set out in table 6.2.16.2-1.

Table 6.2.16.2-1: Properties

Name	Required	Type	Constraints	Description
<code>name</code>	no	string		Identifies the network name associated with this L3 protocol.
<code>ip_version</code>	yes	string	Valid values: See YAML definition constraints	Specifies IP version of this L3 protocol. The value of the <code>ip_version</code> property shall be consistent with the value of the <code>layer_protocol</code> in the <code>connectivity_type</code> property of the virtual link node.
<code>cidr</code>	yes	string		Specifies the CIDR (Classless Inter-Domain Routing) of this L3 protocol. The value may be overridden at run-time.
<code>ip_allocation_pools</code>	no	list of <code>tosca.datatypes.nfv.IpAllocationPool</code>		Specifies the allocation pools with start and end IP addresses for this L3 protocol. The value may be overridden at run-time.
<code>gateway_ip</code>	no	string		Specifies the gateway IP address for this L3 protocol. The value may be overridden at run-time.
<code>dhcp_enabled</code>	no	boolean		Indicates whether DHCP (Dynamic Host Configuration Protocol) is enabled or disabled for this L3 protocol. The value may be overridden at run-time.
<code>ipv6_address_mode</code>	no	string	Valid values: See YAML definition constraints	Specifies IPv6 address mode. May be present when the value of the <code>ipVersion</code> attribute is "ipv6" and shall be absent otherwise. The value may be overridden at run-time.

6.2.16.3 Definition

The syntax of the L3ProtocolData data type shall comply with the following definition:

```

tosca.datatypes.nfv.L3ProtocolData:
  derived_from: tosca.datatypes.Root
  description: describes L3 protocol data for a given virtual link used in a
  specific VNF deployment flavour.
  properties:
    name:
      type: string
      description: Identifies the network name associated with this L3 protocol.
      required: false
    ip_version:
      type: string
      description: Specifies IP version of this L3 protocol. The value of the
      ip_version property shall be consistent with the value of the layer_protocol in
      the connectivity_type property of the virtual link node.
      required: true
      constraints:
        - valid_values: [ ipv4, ipv6 ]
    cidr:
      type: string
      description: Specifies the CIDR (Classless Inter-Domain Routing) of this
      L3 protocol. The value may be overridden at run-time.
      required: true
    ip_allocation_pools:
      type: list
      description: Specifies the allocation pools with start and end IP
      addresses for this L3 protocol. The value may be overridden at run-time.
      required: false
      entry_schema:
        type: tosca.datatypes.nfv.IpAllocationPool
    gateway_ip:
      type: string
      description: Specifies the gateway IP address for this L3 protocol. The
      value may be overridden at run-time.
      required: false
    dhcp_enabled:
      type: boolean
      description: Indicates whether DHCP (Dynamic Host Configuration Protocol)
      is enabled or disabled for this L3 protocol. The value may be overridden at run-
      time.
      required: false
    ipv6_address_mode:
      type: string
      description: Specifies IPv6 address mode. May be present when the value of
      the ipVersion attribute is "ipv6" and shall be absent otherwise. The value may be
      overridden at run-time.
      required: false
      constraints:
        - valid_values: [ slaac, dhcpv6-stateful, dhcpv6-stateless ]

```

6.2.16.4 Examples

None.

6.2.16.5 Additional Requirements

None.

6.2.17 toska.datatypes.nfv.IpAllocationPool

6.2.17.1 Description

The IpAllocationPool data type specifies a range of IP addresses. Table 6.2.17.1-1 specifies the declared names for this data type. These names shall be used as specified in TOSCA-Simple-Profile-YAML-v1.3 [20].

Table 6.2.17.1-1: Type name, shorthand, and URI

Shorthand Name	IpAllocationPool
Type Qualified Name	toscanfv:IpAllocationPool
Type URI	tosca.datatypes.nfv.IpAllocationPool

6.2.17.2 Properties

The properties of the IpAllocationPool data type shall comply with the provisions set out in table 6.2.17.2-1.

Table 6.2.17.2-1: Properties

Name	Required	Type	Constraints	Description
start_ip_address	yes	string		The IP address to be used as the first one in a pool of addresses derived from the cidr block full IP range
end_ip_address	yes	string		The IP address to be used as the last one in a pool of addresses derived from the cidr block full IP range

6.2.17.3 Definition

The syntax of the IpAllocationPool data type shall comply with the following definition:

```
tosca.datatypes.nfv.IpAllocationPool:
  derived_from: toska.datatypes.Root
  description: Specifies a range of IP addresses
  properties:
    start_ip_address:
      type: string
      description: The IP address to be used as the first one in a pool of
addresses derived from the cidr block full IP range
      required: true
    end_ip_address:
      type: string
      description: The IP address to be used as the last one in a pool of
addresses derived from the cidr block full IP range
      required: true
```

6.2.17.4 Examples

None.

6.2.17.5 Additional Requirements

None.

6.2.18 tosca.datatypes.nfv.InstantiationLevel

6.2.18.1 Description

The InstantiationLevel data type describes the scale level for each aspect that corresponds to a given level of resources to be instantiated within a deployment flavour in term of the number VNFC instances. Table 6.2.18.1-1 specifies the declared names for this data type. These names shall be used as specified in TOSCA-Simple-Profile-YAML-v1.3 [20].

Table 6.2.18.1-1: Type name, shorthand, and URI

Shorthand Name	InstantiationLevel
Type Qualified Name	toscanfv:InstantiationLevel
Type URI	tosca.datatypes.nfv.InstantiationLevel

6.2.18.2 Properties

The properties of the InstantiationLevel data type shall comply with the provisions set out in table 6.2.18.2-1.

Table 6.2.18.2-1: Properties

Name	Required	Type	Constraints	Description
description	yes	string		Human readable description of the level.
scale_info	no	map of tosca.datatypes .nfv.ScaleInfo		Represents for each aspect the scale level that corresponds to this instantiation level. scale_info shall be present if the VNF supports scaling.

6.2.18.3 Definition

The syntax of the InstantiationLevel data type shall comply with the following definition:

```

tosca.datatypes.nfv.InstantiationLevel:
  derived_from: tosca.datatypes.Root
  description: Describes the scale level for each aspect that corresponds to a given
level of resources to be instantiated within a deployment flavour in term of the
number VNFC instances
  properties:
    description:
      type: string
      description: Human readable description of the level
      required: true
    scale_info:
      type: map # key: aspectId
      description: Represents for each aspect the scale level that corresponds to
this instantiation level. scale_info shall be present if the VNF supports scaling.
      required: false
    entry_schema:
      type: tosca.datatypes.nfv.ScaleInfo

```

6.2.18.4 Examples

See clause A.6.

6.2.18.5 Additional Requirements

None.

6.2.19 toska.datatypes.nfv.VduLevel

6.2.19.1 Description

The VduLevel data type indicates for a given Vdu.Compute in a given level the number of instances to deploy. Table 6.2.19.1-1 specifies the declared names for this data type. These names shall be used as specified in TOSCA-Simple-Profile-YAML-v1.3 [20].

Table 6.2.19.1-1: Type name, shorthand, and URI

Shorthand Name	VduLevel
Type Qualified Name	toscanfv:VduLevel
Type URI	tosca.datatypes.nfv.VduLevel

6.2.19.2 Properties

The properties of the VduLevel data type shall comply with the provisions set out in table 6.2.19.2-1.

Table 6.2.19.2-1: Properties

Name	Required	Type	Constraints	Description
number_of_instances	yes	integer	greater_or_equal: 0	Number of instances of VNFC based on this VDU to deploy for this level.

6.2.19.3 Definition

The syntax of the VduLevel data type shall comply with the following definition:

```
tosca.datatypes.nfv.VduLevel:
  derived_from: toska.datatypes.Root
  description: Indicates for a given Vdu.Compute in a given level the number of
instances to deploy
  properties:
    number_of_instances:
      type: integer
      description: Number of instances of VNFC based on this VDU to deploy for this
level.
      required: true
      constraints:
        - greater_or_equal: 0
```

6.2.19.4 Examples

See clause A.6.

6.2.19.5 Additional Requirements

None.

6.2.20 toska.datatypes.nfv.VnfLcmOperationsConfiguration

6.2.20.1 Description

The VnfLcmOperationsConfiguration data type represents information to configure lifecycle management operations as specified in ETSI GS NFV-IFA 007 [i.1]. Each VNF LCM operations configuration property represents a container for all attributes that affect the invocation of the corresponding VNF Lifecycle Management operation. Table 6.2.20.1-1 specifies the declared names for this data type. These names shall be used as specified in TOSCA-Simple-Profile-YAML-v1.3 [20].

Table 6.2.20.1-1: Type name, shorthand, and URI

Shorthand Name	VnfLcmOperationsConfiguration
Type Qualified Name	toscanfv:VnfLcmOperationsConfiguration
Type URI	tosca.datatypes.nfv.VnfLcmOperationsConfiguration

6.2.20.2 Properties

The properties of the VnfLcmOperationsConfiguration data type shall comply with the provisions set out in table 6.2.20.2-1.

Table 6.2.20.2-1: Properties

Name	Required	Type	Constraints	Description
instantiate	no	tosca.datatypes.nfv.VnfInstantiateOperationConfiguration		Configuration parameters for the InstantiateVnf operation.
scale	no	tosca.datatypes.nfv.VnfScaleOperationConfiguration		Configuration parameters for the ScaleVnf operation.
scale_to_level	no	tosca.datatypes.nfv.VnfScaleToLevelOperationConfiguration		Configuration parameters for the ScaleVnfToLevel operation.
change_flavour	no	tosca.datatypes.nfv.VnfChangeFlavourOperationConfiguration		Configuration parameters for the changeVnfFlavourOpConfig operation.
heal	no	tosca.datatypes.nfv.VnfHealOperationConfiguration		Configuration parameters for the HealVnf operation.
terminate	no	tosca.datatypes.nfv.VnfTerminateOperationConfiguration		Configuration parameters for the TerminateVnf operation.
operate	no	tosca.datatypes.nfv.VnfOperateOperationConfiguration		Configuration parameters for the OperateVnf operation.
change_ext_connectivity	no	tosca.datatypes.nfv.VnfChangeExtConnectivityOperationConfiguration		Configuration parameters for the changeExtVnfConnectivityOpConfig operation.
change_current_package	no	tosca.datatypes.nfv.VnfChangeCurrentPackageOperationConfiguration		Configuration parameters for the ChangeCurrentVnfPackage operation.

Name	Required	Type	Constraints	Description
create_snapshot	no	tosca.datatypes.nfv.VnfCreateSnapshotOperationConfiguration		Configuration parameters for the CreateVnfSnapshot operation.
revert_to_snapshot	no	tosca.datatypes.nfv.VnfRevertToSnapshotOperationConfiguration		Configuration parameters for the RevertToVnfSnapshot operation.

6.2.20.3 Definition

The syntax of the VnfLcmOperationsConfiguration data type shall comply with the following definition:

```

tosca.datatypes.nfv.VnfLcmOperationsConfiguration:
  derived_from: toska.datatypes.Root
  description: Represents information to configure lifecycle management operations
  properties:
    instantiate:
      type: toska.datatypes.nfv.VnfInstantiateOperationConfiguration
      description: Configuration parameters for the InstantiateVnf operation
      required: false
    scale:
      type: toska.datatypes.nfv.VnfScaleOperationConfiguration
      description: Configuration parameters for the ScaleVnf operation
      required: false
    scale_to_level:
      type: toska.datatypes.nfv.VnfScaleToLevelOperationConfiguration
      description: Configuration parameters for the ScaleVnfToLevel operation
      required: false
    change_flavour:
      type: toska.datatypes.nfv.VnfChangeFlavourOperationConfiguration
      description: Configuration parameters for the changeVnfFlavourOpConfig
operation
      required: false
    heal:
      type: toska.datatypes.nfv.VnfHealOperationConfiguration
      description: Configuration parameters for the HealVnf operation
      required: false
    terminate:
      type: toska.datatypes.nfv.VnfTerminateOperationConfiguration
      description: Configuration parameters for the TerminateVnf operation
      required: false
    operate:
      type: toska.datatypes.nfv.VnfOperateOperationConfiguration
      description: Configuration parameters for the OperateVnf operation
      required: false
    change_ext_connectivity:
      type: toska.datatypes.nfv.VnfChangeExtConnectivityOperationConfiguration
      description: Configuration parameters for the changeExtVnfConnectivityOpConfig
operation
      required: false
    change_current_package:
      type: toska.datatypes.nfv.VnfChangeCurrentPackageOperationConfiguration
      description: Configuration parameters for the ChangeCurrentVnfPackage
operation
      required: false
  # derived types are expected to introduce new properties, with their type
derived from
  # toska.datatypes.nfv.VnfChangeCurrentPackageOperationConfiguration,

```



```

# with the same name as the operation designated to the
ChangeCurrentVnfPackage request
  create_snapshot:
    type: toasca.datatypes.nfv.VnfCreateSnapshotOperationConfiguration
    description: Configuration parameters for the CreateVnfSnapshot operation
    required: false
  revert_to_snapshot:
    type: toasca.datatypes.nfv.VnfRevertToSnapshotOperationConfiguration
    description: Configuration parameters for the RevertToVnfSnapshot operation
    required: false

```

6.2.20.4 Examples

None.

6.2.20.5 Additional Requirements

None.

6.2.21 toasca.datatypes.nfv.VnfInstantiateOperationConfiguration

6.2.21.1 Description

The VnfInstantiateOperationConfiguration data type represents information that affect the invocation of the InstantiateVnf operation, as specified in ETSI GS NFV-IFA 011 [1]. This data type definition is reserved for future use in the present document. Table 6.2.21.1-1 specifies the declared names for this data type. These names shall be used as specified in TOSCA-Simple-Profile-YAML-v1.3 [20].

Table 6.2.21.1-1: Type name, shorthand, and URI

Shorthand Name	VnfInstantiateOperationConfiguration
Type Qualified Name	toscanfv:VnfInstantiateOperationConfiguration
Type URI	tosca.datatypes.nfv.VnfInstantiateOperationConfiguration

6.2.21.2 Properties

The properties of the VnfInstantiateOperationConfiguration data type shall comply with the provisions set out in table 6.2.21.2-1.

Table 6.2.21.2-1: Properties

Name	Required	Type	Constraints	Description
target_scale_levels_supported	yes	boolean		Signals whether target scale levels are supported by this VNF during instantiation. Default is FALSE, i.e. "not supported".

6.2.21.3 Definition

The syntax of the VnfInstantiateOperationConfiguration data type shall comply with the following definition:

```

tosca.datatypes.nfv.VnfInstantiateOperationConfiguration:
  derived_from: toasca.datatypes.Root
  description: represents information that affect the invocation of the
InstantiateVnf operation.
  properties:
    target_scale_levels_supported:
      type: boolean

```

```

description: Signals whether passing a value larger than one in the
numScalingSteps parameter of the ScaleVnf operation is supported by this VNF.
required: true
default: false

```

6.2.21.4 Examples

None.

6.2.21.5 Additional Requirements

None.

6.2.22 `tosca.datatypes.nfv.VnfScaleOperationConfiguration`

6.2.22.1 Description

`VnfScaleOperationConfiguration` represents information that affect the invocation of the `ScaleVnf` operation, as specified in ETSI GS NFV-IFA 011 [1]. Table 6.2.22.1-1 specifies the declared names for this data type. These names shall be used as specified in TOSCA-Simple-Profile-YAML-v1.3 [20].

Table 6.2.22.1-1: Type name, shorthand, and URI

Shorthand Name	<code>VnfScaleOperationConfiguration</code>
Type Qualified Name	<code>toscanfv:VnfScaleOperationConfiguration</code>
Type URI	<code>tosca.datatypes.nfv.VnfScaleOperationConfiguration</code>

6.2.22.2 Properties

The properties of the `VnfScaleOperationConfiguration` data type shall comply with the provisions set out in table 6.2.22.2-1.

Table 6.2.22.2-1: Properties

Name	Required	Type	Constraints	Description
<code>scaling_by_more_than_one_step_supported</code>	yes	boolean		Signals whether passing a value larger than one in the <code>numScalingSteps</code> parameter of the <code>ScaleVnf</code> operation is supported by this VNF. Default is FALSE, i.e. "not supported".

6.2.22.3 Definition

The syntax of the `VnfScaleOperationConfiguration` data type shall comply with the following definition:

```

tosca.datatypes.nfv.VnfScaleOperationConfiguration:
  derived_from: toska.datatypes.Root
  description: Represents information that affect the invocation of the ScaleVnf
operation
  properties:
    scaling_by_more_than_one_step_supported:
      type: boolean
      description: Signals whether passing a value larger than one in the
numScalingSteps parameter of the ScaleVnf operation is supported by this VNF.
      required: true
      default: false

```

6.2.22.4 Examples

See clause 6.8.1.9.

6.2.22.5 Additional Requirements

None.

6.2.23 `tosca.datatypes.nfv.VnfScaleToLevelOperationConfiguration`

6.2.23.1 Description

The `VnfScaleToLevelOperationConfiguration` data type represents information that affect the invocation of the `ScaleVnfToLevel` operation, as specified in ETSI GS NFV-IFA 011 [1]. Table 6.2.23.1-1 specifies the declared names for this data type. These names shall be used as specified in TOSCA-Simple-Profile-YAML-v1.3 [20].

Table 6.2.23.1-1: Type name, shorthand, and URI

Shorthand Name	<code>VnfScaleToLevelOperationConfiguration</code>
Type Qualified Name	<code>toscanfv:VnfScaleToLevelOperationConfiguration</code>
Type URI	<code>tosca.datatypes.nfv.VnfScaleToLevelOperationConfiguration</code>

6.2.23.2 Properties

The properties of the `VnfScaleToLevelOperationConfiguration` data type shall comply with the provisions set out in table 6.2.23.2-1.

Table 6.2.23.2-1: Properties

Name	Required	Type	Constraints	Description
<code>arbitrary_target_levels_supported</code>	yes	boolean		Signals whether scaling according to the parameter "scaleInfo" is supported by this VNF.

6.2.23.3 Definition

The syntax of the `VnfScaleToLevelOperationConfiguration` data type shall comply with the following definition:

```
tosca.datatypes.nfv.VnfScaleToLevelOperationConfiguration:
  derived_from: toska.datatypes.Root
  description: represents information that affect the invocation of the
ScaleVnfToLevel operation
  properties:
    arbitrary_target_levels_supported:
      type: boolean
      description: Signals whether scaling according to the parameter "scaleInfo" is
supported by this VNF
      required: true
```

6.2.23.4 Examples

See clause 6.8.1.9.

6.2.23.5 Additional Requirements

None.

6.2.24 tosca.datatypes.nfv.VnfHealOperationConfiguration

6.2.24.1 Description

The VnfHealOperationConfiguration data type represents information that affect the invocation of the HealVnf operation, as specified in ETSI GS NFV-IFA 011 [1]. Table 6.2.24.1-1 specifies the declared names for this data type. These names shall be used as specified in TOSCA-Simple-Profile-YAML-v1.3 [20].

Table 6.2.24.1-1: Type name, shorthand, and URI

Shorthand Name	VnfHealOperationConfiguration
Type Qualified Name	toscanfv:VnfHealOperationConfiguration
Type URI	tosca.datatypes.nfv.VnfHealOperationConfiguration

6.2.24.2 Properties

The properties of the VnfHealOperationConfiguration data type shall comply with the provisions set out in table 6.2.24.2-1.

Table 6.2.24.2-1: Properties

Name	Required	Type	Constraints	Description
causes	no	list of string		Supported "cause" parameter values.

6.2.24.3 Definition

The syntax of the VnfHealOperationConfiguration data type shall comply with the following definition:

```
tosca.datatypes.nfv.VnfHealOperationConfiguration:
  derived_from: tosca.datatypes.Root
  description: represents information that affect the invocation of the HealVnf
operation
  properties:
    causes:
      type: list
      description: Supported "cause" parameter values
      required: false
      entry_schema:
        type: string
```

6.2.24.4 Examples

See clause 6.8.1.9.

6.2.24.5 Additional Requirements

None.

6.2.25 tosca.datatypes.nfv.VnfTerminateOperationConfiguration

6.2.25.1 Description

The VnfTerminateOperationConfiguration data type represents information that affect the invocation of the TerminateVnf, as specified in ETSI GS NFV-IFA 011 [1]. Table 6.2.25.1-1 specifies the declared names for this data type. These names shall be used as specified in TOSCA-Simple-Profile-YAML-v1.3 [20].

Table 6.2.25.1-1: Type name, shorthand, and URI

Shorthand Name	VnfTerminateOperationConfiguration
Type Qualified Name	toscanfv:VnfTerminateOperationConfiguration
Type URI	tosca.datatypes.nfv.VnfTerminateOperationConfiguration

6.2.25.2 Properties

The properties of the VnfTerminateOperationConfiguration data type shall comply with the provisions set out in table 6.2.25.2-1.

Table 6.2.25.2-1: Properties

Name	Required	Type	Constraints	Description
min_graceful_termination_timeout	yes	scalar-unit.time		Minimum timeout value for graceful termination of a VNF instance.
max_recommended_graceful_termination_timeout	no	scalar-unit.time		Maximum recommended timeout value that can be needed to gracefully terminate a VNF instance of a particular type under certain conditions, such as maximum load condition. This is provided by VNF provider as information for the operator facilitating the selection of optimal timeout value. This value is not used as constraint.

6.2.25.3 Definition

The syntax of the VnfTerminateOperationConfiguration data type shall comply with the following definition:

```

tosca.datatypes.nfv.VnfTerminateOperationConfiguration:
  derived_from: toscanfv.Root
  description: represents information that affect the invocation of the TerminateVnf
  properties:
    min_graceful_termination_timeout:
      type: scalar-unit.time
      description: Minimum timeout value for graceful termination of a VNF instance
      required: true
    max_recommended_graceful_termination_timeout:
      type: scalar-unit.time
      description: Maximum recommended timeout value that can be needed to
  gracefully terminate a VNF instance of a particular type under certain conditions,
  such as maximum load condition. This is provided by VNF provider as information for
  the operator facilitating the selection of optimal timeout value. This value is not
  used as constraint
      required: false

```

6.2.25.4 Examples

None.

6.2.25.5 Additional Requirements

None.

6.2.26 tosca.datatypes.nfv.VnfOperateOperationConfiguration

6.2.26.1 Description

The VnfOperateOperationConfiguration data type represents information that affect the invocation of the OperateVnf operation, as specified in ETSI GS NFV-IFA 011 [1]. Table 6.2.26.1-1 specifies the declared names for this data type. These names shall be used as specified in TOSCA-Simple-Profile-YAML-v1.3 [20].

Table 6.2.26.1-1: Type name, shorthand, and URI

Shorthand Name	VnfOperateOperationConfiguration
Type Qualified Name	toscanfv:VnfOperateOperationConfiguration
Type URI	tosca.datatypes.nfv.VnfOperateOperationConfiguration

6.2.26.2 Properties

The properties of the VnfOperateOperationConfiguration data type shall comply with the provisions set out in table 6.2.26.2-1.

Table 6.2.26.2-1: Properties

Name	Required	Type	Constraints	Description
min_graceful_stop_timeout	yes	scalar-unit.time		Minimum timeout value for graceful stop of a VNF instance.
max_recommended_graceful_stop_timeout	no	scalar-unit.time		Maximum recommended timeout value that can be needed to gracefully stop a VNF instance of a particular type under certain conditions, such as maximum load condition. This is provided by VNF provider as information for the operator facilitating the selection of optimal timeout value. This value is not used as constraint.

6.2.26.3 Definition

The syntax of the VnfOperateOperationConfiguration data type shall comply with the following definition:

```
tosca.datatypes.nfv.VnfOperateOperationConfiguration:
  derived_from: tosca.datatypes.Root
  description: represents information that affect the invocation of the OperateVnf
operation
  properties:
    min_graceful_stop_timeout:
      type: scalar-unit.time
      description: Minimum timeout value for graceful stop of a VNF instance
      required: true
    max_recommended_graceful_stop_timeout:
      type: scalar-unit.time
      description: Maximum recommended timeout value that can be needed to
gracefully stop a VNF instance of a particular type under certain conditions, such as
maximum load condition. This is provided by VNF provider as information for the
operator facilitating the selection of optimal timeout value. This value is not used
as constraint
      required: false
```

6.2.26.4 Examples

None.

6.2.26.5 Additional Requirements

None.

6.2.27 `tosca.datatypes.nfv.ScaleInfo`

6.2.27.1 Description

The `ScaleInfo` data type is defined in clause 9.2.12 of the present document.

6.2.28 `tosca.datatypes.nfv.ScalingAspect`

6.2.28.1 Description

The `ScalingAspect` data type describes the details of an aspect used for horizontal scaling. Table 6.2.28.1-1 specifies the declared names for this data type. These names shall be used as specified in TOSCA-Simple-Profile-YAML-v1.3 [20].

Table 6.2.28.1-1: Type name, shorthand, and URI

Shorthand Name	<code>ScalingAspect</code>
Type Qualified Name	<code>toscanfv:ScalingAspect</code>
Type URI	<code>tosca.datatypes.nfv.ScalingAspect</code>

6.2.28.2 Properties

The properties of the `ScalingAspect` data type shall comply with the provisions set out in table 6.2.28.2-1.

Table 6.2.28.2-1: Properties

Name	Required	Type	Constraints	Description
<code>name</code>	yes	string		Human readable name of the aspect.
<code>description</code>	yes	string		Human readable description of the aspect.
<code>max_scale_level</code>	yes	integer	<code>positiveInteger</code>	Total number of scaling steps that can be applied with regards to this aspect. The value of this property corresponds to the number of scaling steps can be applied to this aspect when scaling it from the minimum scale level (i.e. 0) to the maximum scale level defined by this property.
<code>step_deltas</code>	no	list of string		List of scaling deltas to be applied for the different subsequent scaling steps of this aspect. The first entry in the array shall correspond to the first scaling step (between scale levels 0 to 1) and the last entry in the array shall correspond to the last scaling step (between <code>maxScaleLevel-1</code> and <code>maxScaleLevel</code>).

6.2.28.3 Definition

The syntax of the `ScalingAspect` data type shall comply with the following definition:

```
tosca.datatypes.nfv.ScalingAspect:
  derived_from: toasca.datatypes.Root
  description: describes the details of an aspect used for horizontal scaling
  properties:
    name:
      type: string
      description: Human readable name of the aspect
```

```

    required: true
  description:
    type: string
    description: Human readable description of the aspect
    required: true
  max_scale_level:
    type: integer # positiveInteger
    description: Total number of scaling steps that can be applied w.r.t. this
aspect. The value of this property corresponds to the number of scaling steps can be
applied to this aspect when scaling it from the minimum scale level (i.e. 0) to the
maximum scale level defined by this property
    required: true
    constraints:
      - greater_or_equal: 0
  step_deltas:
    type: list
    description: List of scaling deltas to be applied for the different subsequent
scaling steps of this aspect. The first entry in the array shall correspond to the
first scaling step (between scale levels 0 to 1) and the last entry in the array shall
correspond to the last scaling step (between maxScaleLevel-1 and maxScaleLevel)
    required: false
  entry_schema:
    type: string # Identifier

```

6.2.28.4 Examples

See clause A.6.

6.2.28.5 Additional Requirements

None.

6.2.29 `tosca.datatypes.nfv.LinkBitrateRequirements`

6.2.29.1 Description

The `LinkBitrateRequirements` data type is defined in clause 9.2.5 of the present document.

6.2.30 `tosca.datatypes.nfv.ConnectivityType`

6.2.30.1 Description

The `ConnectivityType` data type is defined in clause 9.2.4 of the present document.

6.2.31 `tosca.datatypes.nfv.VnfConfigurableProperties`

6.2.31.1 Description

The `VnfConfigurableProperties` data type describes configurable properties for a given VNF. Configurable properties can be standardized as listed below (e.g. related to auto scaling, auto healing and interface configuration) or can be VNF-specific as defined by the VNF provider.

The value of all VNF configurable properties listed in table 6.2.31.2-1 shall be modifiable anytime (including after instantiation of the VNF) via the Modify VNF information operation, unless stated otherwise in the description of the specific VNF configurable property.

Table 6.2.31.1-1 specifies the declared names for this data type. These names shall be used as specified in TOSCA-Simple-Profile-YAML-v1.3 [20].

Table 6.2.31.1-1: Type name, shorthand, and URI

Shorthand Name	VnfConfigurableProperties
Type Qualified Name	toscanfv:VnfConfigurableProperties
Type URI	tosca.datatypes.nfv.VnfConfigurableProperties

6.2.31.2 Properties

The properties of the VnfConfigurableProperties data type shall comply with the provisions set out in table 6.2.31.2-1.

Table 6.2.31.2-1: Properties

Name	Required	Type	Constraints	Description
is_autoscale_enabled	no	boolean		It permits to enable (TRUE)/disable (FALSE) the auto-scaling functionality. If the property is not present, then configuring this VNF property is not supported.
is_autoheal_enabled	no	boolean		It permits to enable (TRUE)/disable (FALSE) the auto-healing functionality. If the property is not present, then configuring this VNF property is not supported.
vnfm_interface_info	no	list of toscanfv.datatypes.nfv.VnfmInterfaceInfo		Contains information enabling the VNF instance to access to the NFV-MANO interfaces produced by the VNFM (e.g. URIs and credentials). If the property is not present, then configuring this VNF property is not supported. If this attribute is declared for a VNF, its initial value shall be set prior to or at instantiation time (as initial value in the VNFD or via the VNF LCM interface). Its value shall be further modifiable after instantiation via the Modify VNF information operation.
vnfm_oauth_server_info	no	toscanfv.datatypes.nfv.OauthServerInfo		Contains information to enable discovery of the authorization server protecting access to VNFM interfaces. If the property is not present, then configuring this VNF property is not supported. If this attribute is declared for a VNF, its initial value shall be set prior to or at instantiation time (as initial value in the VNFD or via the VNF LCM interface). Its value shall be further modifiable after instantiation via the Modify VNF information operation.

Name	Required	Type	Constraints	Description
vnf_oauth_server_info	no	tosca.datatypes.nfv.OauthServerInfo		<p>Contains information to enable discovery of the authorization server to validate the access tokens provided by the VNFM when the VNFM accesses the VNF interfaces, if that functionality (token introspection) is supported by the authorization server.</p> <p>If the property is not present, then configuring this VNF property is not supported.</p> <p>If this attribute is declared for a VNF, its initial value shall be set prior to or at instantiation time (as initial value in the VNFD or via the VNF LCM interface). Its value shall be further modifiable after instantiation via the Modify VNF information operation.</p>
additional_configurable_property	no	tosca.datatypes.nfv.VnfAdditionalConfigurableProperties		<p>It provides VNF specific configurable properties that can be modified using the ModifyVnfInfo operation.</p> <p>If some of these properties are declared as required, their values shall be set prior to or at instantiation time (as initial value in the VNFD or via the VNF LCM interface). Their values may be modifiable after instantiation via the Modify VNF information operation if such modification of individual attributes is supported by the VNF and declared per attribute in the VNFD.</p>

6.2.31.3 Definition

The syntax of the VnfConfigurableProperties data type shall comply with the following definition:

```

tosca.datatypes.nfv.VnfConfigurableProperties:
  derived_from: toska.datatypes.Root
  description: indicates configuration properties for a given VNF (e.g. related to
auto scaling and auto healing).
  properties:
    is_autoscale_enabled:
      type: boolean
      description: It permits to enable (TRUE)/disable (FALSE) the auto-scaling
functionality. If the property is not present, then configuring this VNF property is
not supported.
      required: false
    is_autoheal_enabled:
      type: boolean
      description: It permits to enable (TRUE)/disable (FALSE) the auto-healing
functionality. If the property is not present, then configuring this VNF property is
not supported.
      required: false
    vnfm_interface_info:
      type: list
      description: Contains information enabling access to the NFV-MANO interfaces
produced by the VNFM (e.g. URIs and credentials). If the property is not present, then
configuring this VNF property is not supported.
      required: false
    entry_schema:
      type: toska.datatypes.nfv.VnfmInterfaceInfo

```

```

vnfm_oauth_server_info:
  type: toska.datatypes.nfv.OauthServerInfo
  description: Contains information to enable discovery of the authorization
server protecting access to VNFM interfaces. If the property is not present, then
configuring this VNF property is not supported.
  required: false
vnf_oauth_server_info:
  type: toska.datatypes.nfv.OauthServerInfo
  description: Contains information to enable discovery of the authorization
server to validate the access tokens provided by the VNFM when the VNFM accesses the
VNF interfaces, if that functionality (token introspection) is supported by the
authorization server. If the property is not present, then configuring this VNF
property is not supported.
  required: false
additional_configurable_properties:
  description: It provides VNF specific configurable properties that can be
modified using the ModifyVnfInfo operation
  required: false
  type: toska.datatypes.nfv.VnfAdditionalConfigurableProperties
# derived types are expected to introduce
# additional_configurable_properties with its type derived from
# toska.datatypes.nfv.VnfAdditionalConfigurableProperties

```

6.2.31.4 Examples

Example definition of configurable properties without properties assignment value.

```

tosca_definitions_version: toska_simple_yaml_1_3

node_types:
  MyCompany.SunshineDB.1_0.1_0:
    derived_from: toska.nodes.nfv.VNF
    properties:
      flavour_id:
        constraints:
          - valid_values: [ simple, complex ]
      configurable_properties:
        type: MyCompany.datatypes.nfv.VnfConfigurableProperties

data_types:
  MyCompany.datatypes.nfv.VnfConfigurableProperties:
    derived_from: toska.datatypes.nfv.VnfConfigurableProperties
    properties:
      additional_configurable_properties:
        type: MyCompany.datatypes.nfv.VnfAdditionalConfigurableProperties

  MyCompany.datatypes.nfv.VnfAdditionalConfigurableProperties:
    derived_from: toska.datatypes.nfv.VnfAdditionalConfigurableProperties
    properties:
      name_prefix_in_vim:
        type: string
        required: false
      dns_server:
        type: string
        required: true

```

In the above example, properties definitions are provided and properties assignment values are not necessary. The properties values are available in the API.

6.2.31.5 Additional Requirements

None.

6.2.32 `tosca.datatypes.nfv.VnfAdditionalConfigurableProperties`

6.2.32.1 Description

The `VnfAdditionalConfigurableProperties` data type is an empty base type for deriving data types for describing additional configurable properties for a given VNF. Table 6.2.32.1-1 specifies the declared names for this data type. These names shall be used as specified in TOSCA-Simple-Profile-YAML-v1.3 [20].

Table 6.2.32.1-1: Type name, shorthand, and URI

Shorthand Name	<code>VnfAdditionalConfigurableProperties</code>
Type Qualified Name	<code>toscanfv:VnfAdditionalConfigurableProperties</code>
Type URI	<code>tosca.datatypes.nfv.VnfAdditionalConfigurableProperties</code>

6.2.32.2 Properties

The properties of the `VnfAdditionalConfigurableProperties` data type shall comply with the provisions set out in table 6.2.32.2-1.

Table 6.2.32.2-1: Properties

Name	Required	Type	Constraints	Description
<code>is_writable_anytime</code>	yes	boolean		It specifies whether these additional configurable properties are writable (TRUE) at anytime (i.e. prior to / at instantiation time as well as after instantiation).or (FALSE) only prior to / at instantiation time. If this property is not present, the additional configurable properties are writable anytime.

6.2.32.3 Definition

The syntax of the `VnfAdditionalConfigurableProperties` data type shall comply with the following definition:

```
tosca.datatypes.nfv.VnfAdditionalConfigurableProperties:
  derived_from: toscanfv:Root
  description: is an empty base type for deriving data types for describing
additional configurable properties for a given VNF
  properties:
    is_writable_anytime:
      type: boolean
      description: It specifies whether these additional configurable properties are
writeable (TRUE) at any time (i.e. prior to / at instantiation time as well as after
instantiation).or (FALSE) only prior to / at instantiation time. If this property is
not present, the additional configurable properties are writable anytime.
      required: true
      default: true
```

6.2.32.4 Examples

See clause 6.2.31.4.

6.2.32.5 Additional Requirements

None.

6.2.33 `tosca.datatypes.nfv.VnfInfoModifiableAttributes`

6.2.33.1 Description

The `VnfInfoModifiableAttributes` data type describes VNF-specific extension and metadata for a given VNF. Table 6.2.33.1-1 specifies the declared names for this data type. These names shall be used as specified in TOSCA-Simple-Profile-YAML-v1.3 [20].

Table 6.2.33.1-1: Type name, shorthand, and URI

Shorthand Name	<code>VnfInfoModifiableAttributes</code>
Type Qualified Name	<code>toscanfv:VnfInfoModifiableAttributes</code>
Type URI	<code>tosca.datatypes.nfv.VnfInfoModifiableAttributes</code>

6.2.33.2 Properties

The properties of the `VnfInfoModifiableAttributes` data type shall comply with the provisions set out in table 6.2.33.2-1.

Table 6.2.33.2-1: Properties

Name	Required	Type	Constraints	Description
<code>extensions</code>	no	<code>tosca.datatypes.nfv.VnfInfoModifiableAttributesExtensions</code>		"Extension" properties of <code>VnfInfo</code> that are writeable.
<code>metadata</code>	no	<code>tosca.datatypes.nfv.VnfInfoModifiableAttributesMetadata</code>		"Metadata" properties of <code>VnfInfo</code> that are writeable.

6.2.33.3 Definition

The syntax of the `VnfInfoModifiableAttributes` data type shall comply with the following definition:

```
tosca.datatypes.nfv.VnfInfoModifiableAttributes:
  derived_from: toasca.datatypes.Root
  description: Describes VNF-specific extension and metadata for a given VNF
  properties:
    extensions:
      type: toasca.datatypes.nfv.VnfInfoModifiableAttributesExtensions
      description: Extension properties of VnfInfo that are writeable
      required: false
      # derived types are expected to introduce
      # extensions with its type derived from
      # toasca.datatypes.nfv.VnfInfoModifiableAttributesExtensions
    metadata:
      type: toasca.datatypes.nfv.VnfInfoModifiableAttributesMetadata
      description: Metadata properties of VnfInfo that are writeable
      required: false
      # derived types are expected to introduce
      # metadata with its type derived from
      # toasca.datatypes.nfv.VnfInfoModifiableAttributesMetadata
```

6.2.33.4 Examples

The following example shows an example of a derived VnfInfoModifiableAttributesExtensions data type that contains one security-sensitive property.

```
tosca_definitions_version: tosca_simple_yaml_1_3

data_types:
  MyCompany.datatypes.nfv.VnfInfoModifiableAttributes:
    derived_from: tosca.datatypes.nfv.VnfInfoModifiableAttributes
    properties:
      extensions:
        type: mycompany.datatypes.nfv.VnfInfoModifiableAttributesExtensions

  mycompany.datatypes.nfv.VnfInfoModifiableAttributesExtensions:
    derived_from: tosca.datatypes.nfv.VnfInfoModifiableAttributesExtensions
    properties:
      password:
        type: string
      metadata:
        sensitive: "true"
```

See clause 6.8.1.9 for other examples.

6.2.33.5 Additional Requirements

None.

6.2.34 tosca.datatypes.nfv.VnfInfoModifiableAttributesExtensions

6.2.34.1 Description

The VnfInfoModifiableAttributesExtensions data type is an empty base type for deriving data types for describing VNF-specific extension. Table 6.2.34.1-1 specifies the declared names for this data type. These names shall be used as specified in TOSCA-Simple-Profile-YAML-v1.3 [20].

Table 6.2.34.1-1: Type name, shorthand, and URI

Shorthand Name	VnfInfoModifiableAttributesExtensions
Type Qualified Name	toscanfv:VnfInfoModifiableAttributesExtensions
Type URI	tosca.datatypes.nfv.VnfInfoModifiableAttributesExtensions

6.2.34.2 Properties

None.

6.2.34.3 Definition

The syntax of the VnfInfoModifiableAttributesExtensions data type shall comply with the following definition:

```
tosca.datatypes.nfv.VnfInfoModifiableAttributesExtensions:
  derived_from: tosca.datatypes.Root
  description: is an empty base type for deriving data types for describing VNF-
  specific extension
```

6.2.34.4 Examples

See clause 6.8.1.9.

6.2.34.5 Additional Requirements

None.

6.2.35 `tosca.datatypes.nfv.VnfInfoModifiableAttributesMetadata`

6.2.35.1 Description

The `VnfInfoModifiableAttributesMetadata` data type is an empty base type for deriving data types for describing VNF-specific metadata. Table 6.2.35.1-1 specifies the declared names for this data type. These names shall be used as specified in TOSCA-Simple-Profile-YAML-v1.3 [20].

Table 6.2.35.1-1: Type name, shorthand, and URI

Shorthand Name	<code>VnfInfoModifiableAttributesMetadata</code>
Type Qualified Name	<code>toscanfv:VnfInfoModifiableAttributesMetadata</code>
Type URI	<code>tosca.datatypes.nfv.VnfInfoModifiableAttributesMetadata</code>

6.2.35.2 Properties

None.

6.2.35.3 Definition

The syntax of the `VnfInfoModifiableAttributesMetadata` data type shall comply with the following definition:

```
tosca.datatypes.nfv.VnfInfoModifiableAttributesMetadata:
  derived_from: toska.datatypes.Root
  description: is an empty base type for deriving data types for describing VNF-
specific metadata
```

6.2.35.4 Examples

Example metadata definition:

```
tosca_definitions_version: toska_simple_yaml_1_3

node_types:
  MyCompany.SunshineDB.1_0.1_0:
    derived_from: toska.nodes.nfv.VNF
    properties:
      flavour_id:
        constraints:
          - valid_values: [ simple, complex ]
      modifiable_attributes:
        type: mycompany.datatypes.nfv.VnfInfoModifiableAttributes

data_types:
  mycompany.datatypes.nfv.VnfInfoModifiableAttributes:
    derived_from: toska.datatypes.nfv.VnfInfoModifiableAttributes
    properties:
      metadata:
        type: mycompany.datatypes.nfv.VnfInfoModifiableAttributesMetadata
```

```

mycompany.datatypes.nfv.VnfInfoModifiableAttributesMetadata:
  derived_from: toasca.datatypes.nfv.VnfInfoModifiableAttributesMetadata
  properties:
    metadata_key_1:
      type: string
      required: false
    metadata_key_2:
      type: string
      required: false

```

6.2.35.5 Additional Requirements

None.

6.2.36 toasca.datatypes.nfv.Qos

6.2.36.1 Description

The Qos data type is defined in clause 9.2.7 of the present document.

6.2.37 toasca.datatypes.nfv.LogicalNodeData

6.2.37.1 Description

The LogicalNodeData data type describes compute, memory and I/O requirements associated with a particular VDU. Table 6.2.37.1-1 specifies the declared names for this data type. These names shall be used as specified in TOSCA-Simple-Profile-YAML-v1.3 [20].

Table 6.2.37.1-1: Type name, shorthand, and URI

Shorthand Name	LogicalNodeData
Type Qualified Name	toscanfv:LogicalNodeData
Type URI	toasca.datatypes.nfv.LogicalNodeData

6.2.37.2 Properties

The properties of the LogicalNodeData data type shall comply with the provisions set out in table 6.2.37.2-1.

Table 6.2.37.2-1: Properties

Name	Required	Type	Constraints	Description
logical_node_requirements	no	map of string		<p>The logical node-level compute, memory and I/O requirements. A map of strings that contains a set of key-value pairs that describes hardware platform specific deployment requirements, including the number of CPU cores on this logical node, a memory configuration specific to a logical node or a requirement related to the association of an I/O device with the logical node.</p> <p>More information regarding the usage of this property is available at: https://register.etsi.org.</p>

6.2.37.3 Definition

The syntax of the LogicalNodeData data type shall comply with the following definition:

```

tosca.datatypes.nfv.LogicalNodeData:
  derived_from: toska.datatypes.Root
  description: Describes compute, memory and I/O requirements associated with a
  particular VDU.
  properties:
    logical_node_requirements:
      type: map
      description: The logical node-level compute, memory and I/O requirements. A
      map of strings that contains a set of key-value pairs that describes hardware
      platform specific deployment requirements, including the number of CPU cores on this
      logical node, a memory configuration specific to a logical node or a requirement
      related to the association of an I/O device with the logical node.
      required: false
      entry_schema:
        type: string

```

6.2.37.4 Examples

None.

6.2.37.5 Additional Requirements

None.

6.2.38 Void

6.2.39 toska.datatypes.nfv.VirtualBlockStorageData

6.2.39.1 Description

The VirtualBlockStorageData data type describes block storage requirements associated with compute resources in a particular VDU, either as a local disk or as virtual attached storage. Table 6.2.39.1-1 specifies the declared names for this data type. These names shall be used as specified in TOSCA-Simple-Profile-YAML-v1.3 [20].

Table 6.2.39.1-1: Type name, shorthand, and URI

Shorthand Name	VirtualBlockStorageData
Type Qualified Name	toscanfv:VirtualBlockStorageData
Type URI	tosca.datatypes.nfv.VirtualBlockStorageData

6.2.39.2 Properties

The properties of the VirtualBlockStorageData data type shall comply with the provisions set out in table 6.2.39.2-1.

Table 6.2.39.2-1: Properties

Name	Required	Type	Constraints	Description
size_of_storage	yes	scalar-unit.size	greater_or_equal: 0 B	Size of virtualised storage resource.

Name	Required	Type	Constraints	Description
vdu_storage_requirements	no	map of string		The hardware platform specific storage requirements. A map of strings that contains a set of key-value pairs that represents the hardware platform specific storage deployment requirements. More information regarding the usage of this property is available at: https://register.etsi.org .
rdma_enabled	yes	boolean	default: false	Indicate if the storage support RDMA.

6.2.39.3 Definition

The syntax of the VirtualBlockStorageData data type shall comply with the following definition:

```

tosca.datatypes.nfv.VirtualBlockStorageData:
  derived_from: toska.datatypes.Root
  description: VirtualBlockStorageData describes block storage requirements
  associated with compute resources in a particular VDU, either as a local disk or as
  virtual attached storage
  properties:
    size_of_storage:
      type: scalar-unit.size
      description: Size of virtualised storage resource
      required: true
      constraints:
        - greater_or_equal: 0 B
    vdu_storage_requirements:
      type: map
      description: The hardware platform specific storage requirements. A map of
      strings that contains a set of key-value pairs that represents the hardware platform
      specific storage deployment requirements
      required: false
      entry_schema:
        type: string
    rdma_enabled:
      type: boolean
      description: Indicates if the storage support RDMA
      required: true
      default: false

```

6.2.39.4 Examples

None.

6.2.39.5 Additional Requirements

None.

6.2.40 toska.datatypes.nfv.VirtualObjectStorageData

6.2.40.1 Description

The VirtualObjectStorageData data type describes object storage requirements associated with compute resources in a particular VDU. Table 6.2.40.1-1 specifies the declared names for this data type. These names shall be used as specified in TOSCA-Simple-Profile-YAML-v1.3 [20].

Table 6.2.40.1-1: Type name, shorthand, and URI

Shorthand Name	VirtualObjectStorageData
Type Qualified Name	toscanfv:VirtualObjectStorageData
Type URI	tosca.datatypes.nfv.VirtualObjectStorageData

6.2.40.2 Properties

The properties of the VirtualObjectStorageData data type shall comply with the provisions set out in table 6.2.40.2-1.

Table 6.2.40.2-1: Properties

Name	Required	Type	Constraints	Description
max_size_of_storage	no	scalar-unit.size	greater_or_equal: 0 B	Maximum size of virtualised storage resource.

6.2.40.3 Definition

The syntax of the VirtualObjectStorageData data type shall comply with the following definition:

```

tosca.datatypes.nfv.VirtualObjectStorageData:
  derived_from: toscanfv:Root
  description: VirtualObjectStorageData describes object storage requirements
  associated with compute resources in a particular VDU
  properties:
    max_size_of_storage:
      type: scalar-unit.size
      description: Maximum size of virtualised storage resource
      required: false
      constraints:
        - greater_or_equal: 0 B

```

6.2.40.4 Examples

None.

6.2.40.5 Additional Requirements

None.

6.2.41 toscanfv:VirtualFileStorageData

6.2.41.1 Description

The VirtualFileStorageData data type describes file storage requirements associated with compute resources in a particular VDU. Table 6.2.41.1-1 specifies the declared names for this data type. These names shall be used as specified in TOSCA-Simple-Profile-YAML-v1.3 [20].

Table 6.2.41.1-1: Type name, shorthand, and URI

Shorthand Name	VirtualFileStorageData
Type Qualified Name	toscanfv:VirtualFileStorageData
Type URI	tosca.datatypes.nfv.VirtualFileStorageData

6.2.41.2 Properties

The properties of the VirtualFileStorageData data type shall comply with the provisions set out in table 6.2.41.2-1.

Table 6.2.41.2-1: Properties

Name	Required	Type	Constraints	Description
size_of_storage	yes	scalar-unit.size	greater_or_equal: 0 B	Size of virtualised storage resource.
file_system_protocol	yes	string	Valid values: See YAML definition constraints	The shared file system protocol.

6.2.41.3 Definition

The syntax of the VirtualFileStorageData data type shall comply with the following definition:

```

tosca.datatypes.nfv.VirtualFileStorageData:
  derived_from: tosc.datatypes.Root
  description: VirtualFileStorageData describes file storage requirements
  associated with compute resources in a particular VDU
  properties:
    size_of_storage:
      type: scalar-unit.size
      description: Size of virtualised storage resource
      required: true
      constraints:
        - greater_or_equal: 0 B
    file_system_protocol:
      type: string
      description: The shared file system protocol
      required: true
      constraints:
        - valid_values: [ nfs, cifs ]

```

6.2.41.4 Examples

None.

6.2.41.5 Additional Requirements

None.

6.2.42 tosc.datatypes.nfv.VirtualLinkBitrateLevel

6.2.42.1 Description

The VirtualLinkBitrateLevel data type describes bitrate requirements applicable to the virtual link instantiated from a particular VnfVirtualLink. Table 6.2.42.1-1 specifies the declared names for this data type. These names shall be used as specified in TOSCA-Simple-Profile-YAML-v1.3 [20].

Table 6.2.42.1-1: Type name, shorthand, and URI

Shorthand Name	VirtualLinkBitrateLevel
Type Qualified Name	toscanfv:VirtualLinkBitrateLevel
Type URI	tosca.datatypes.nfv.VirtualLinkBitrateLevel

6.2.42.2 Properties

The properties of the VirtualLinkBitrateLevel data type shall comply with the provisions set out in table 6.2.42.2-1.

Table 6.2.42.2-1: Properties

Name	Required	Type	Constraints	Description
bitrate_requirements	yes	tosca.datatypes.nfv.LinkBitrateRequirements		Virtual link bitrate requirements for an instantiation level or bitrate delta for a scaling step.

6.2.42.3 Definition

The syntax of the VirtualLinkBitrateLevel data type shall comply with the following definition:

```
tosca.datatypes.nfv.VirtualLinkBitrateLevel:
  derived_from: toasca.datatypes.Root
  description: Describes bitrate requirements applicable to the virtual link
instantiated from a particular VnfVirtualLink
  properties:
    bitrate_requirements:
      type: toasca.datatypes.nfv.LinkBitrateRequirements
      description: Virtual link bitrate requirements for an instantiation level or
bitrate delta for a scaling step
      required: true
```

6.2.42.4 Examples

See clause A.6.

6.2.42.5 Additional Requirements

None.

6.2.43 toasca.datatypes.nfv.VnfOperationAdditionalParameters

6.2.43.1 Description

The VnfOperationAdditionalParameters data type is an empty base type for deriving data type for describing VNF-specific parameters to be passed when invoking lifecycle management operations as specified in ETSI GS NFV-IFA 011 [1]. Table 6.2.43.1-1 specifies the declared names for this data type. These names shall be used as specified in TOSCA-Simple-Profile-YAML-v1.3 [20].

Table 6.2.43.1-1: Type name, shorthand, and URI

Shorthand Name	VnfOperationAdditionalParameters
Type Qualified Name	toscanfv:VnfOperationAdditionalParameters
Type URI	tosca.datatypes.nfv.VnfOperationAdditionalParameters

6.2.43.2 Properties

None.

6.2.43.3 Definition

The syntax of the VnfOperationAdditionalParameters data type shall comply with the following definition:

```
tosca.datatypes.nfv.VnfOperationAdditionalParameters:
  derived_from: toska.datatypes.Root
  description: Is an empty base type for deriving data type for describing VNF-
  specific parameters to be passed when invoking lifecycle management operations
  #properties:
```

6.2.43.4 Examples

```
tosca_definitions_version: toska_simple_yaml_1_3

node_types:
  MyCompany.nodes.nfv.SunshineDB.1_0.1_0:
    derived_from: toska.nodes.nfv.VNF
    properties:
      ..
    interfaces:
      Vnflcm:
        operations:
          instantiate:
            inputs:
              additional_parameters:
                type: MyCompany.datatypes.nfv.VnfInstantiateAdditionalParameters

data_types:
  MyCompany.datatypes.nfv.VnfInstantiateAdditionalParameters:
    derived_from: toska.datatypes.nfv.VnfOperationAdditionalParameters
    properties:
      parameter_1:
        type: string
        required: true
      parameter_2:
        type: string
        required: true
        default: value_2
```

The following example shows the declaration of an additional parameter to receive a password in the instantiate operation. The metadata sensitive: "true" indicates that this property holds security-sensitive information.

```

tosca_definitions_version: tosca_simple_yaml_1_3

node_types:
  MyCompany.nodes.nfv.SunshineDB.1_0.1_0:
    derived_from: tosca.nodes.nfv.VNF
    properties:
      ..
    interfaces:
      Vnflcm:
        operations:
          instantiate:
            inputs:
              additional_parameters:
                type: MyCompany.datatypes.nfv.VnfInstantiateAdditionalParameters

data_types:
  MyCompany.datatypes.nfv.VnfInstantiateAdditionalParameters:
    derived_from: tosca.datatypes.nfv.VnfOperationAdditionalParameters
    properties:
      inst_password:
        type: string
        required: true
      metadata:
        sensitive: "true"

```

6.2.43.5 Additional Requirements

None.

6.2.44 tosca.datatypes.nfv.VnfChangeFlavourOperationConfiguration

6.2.44.1 Description

The VnfChangeFlavourOperationConfiguration data type represents information that affect the invocation of the ChangeVnfFlavour operation, as specified in ETSI GS NFV-IFA 011 [1]. This data type definition is reserved for future use in the present document. Table 6.2.44.1-1 specifies the declared names for this data type. These names shall be used as specified in TOSCA-Simple-Profile-YAML-v1.3 [20].

Table 6.2.44.1-1: Type name, shorthand, and URI

Shorthand Name	VnfChangeFlavourOperationConfiguration
Type Qualified Name	toscanfv:VnfChangeFlavourOperationConfiguration
Type URI	tosca.datatypes.nfv.VnfChangeFlavourOperationConfiguration

6.2.44.2 Properties

None.

6.2.44.3 Definition

The syntax of the VnfChangeFlavourOperationConfiguration data type shall comply with the following definition:

```
tosca.datatypes.nfv.VnfChangeFlavourOperationConfiguration:
  derived_from: toska.datatypes.Root
  description: represents information that affect the invocation of the
ChangeVnfFlavour operation
  # This data type definition is reserved for future use in the present document.
  # properties:
```

6.2.44.4 Examples

None.

6.2.44.5 Additional Requirements

None.

6.2.45 toska.datatypes.nfv.VnfChangeExtConnectivityOperation Configuration

6.2.45.1 Description

The VnfChangeExtConnectivityOperationConfiguration data type represents information that affect the invocation of the ChangeExtVnfConnectivity operation, as specified in ETSI GS NFV-IFA 011 [1]. This data type definition is reserved for future use in the present document. Table 6.2.45.1-1 specifies the declared names for this data type. These names shall be used as specified in TOSCA-Simple-Profile-YAML-v1.3 [20].

Table 6.2.45.1-1: Type name, shorthand, and URI

Shorthand Name	VnfChangeExtConnectivityOperationConfiguration
Type Qualified Name	toscanfv:VnfChangeExtConnectivityOperationConfiguration
Type URI	tosca.datatypes.nfv.VnfChangeExtConnectivityOperationConfiguration

6.2.45.2 Properties

None.

6.2.45.3 Definition

The syntax of the VnfChangeExtConnectivityOperationConfiguration data type shall comply with the following definition:

```
tosca.datatypes.nfv.VnfChangeExtConnectivityOperationConfiguration:
  derived_from: toska.datatypes.Root
  description: represents information that affect the invocation of the
ChangeExtVnfConnectivity operation
  # This data type definition is reserved for future use in the present document.
  # properties:
```


6.2.45.4 Examples

None.

6.2.45.5 Additional Requirements

None.

6.2.46 `tosca.datatypes.nfv.VnfMonitoringParameter`

The `VnfMonitoringParameter` data type is defined in clause 9.2.9 of the present document.

6.2.47 `tosca.datatypes.nfv.VnfcMonitoringParameter`

6.2.47.1 Description

This data type provides information on virtualised resource related performance metrics applicable to a VNFC. Table 6.2.47.1-1 specifies the declared names for this data type. These names shall be used as specified in TOSCA-Simple-Profile-YAML-v1.3 [20].

Table 6.2.47.1-1: Type name, shorthand, and URI

Shorthand Name	<code>VnfcMonitoringParameter</code>
Type Qualified Name	<code>toscanfv:VnfcMonitoringParameter</code>
Type URI	<code>tosca.datatypes.nfv.VnfcMonitoringParameter</code>

6.2.47.2 Properties

The properties of the `VnfcMonitoringParameter` data type shall comply with the provisions set out in table 6.2.47.2-1.

Table 6.2.47.2-1: Properties

Name	Required	Type	Constraints	Description
name	no	string		Human readable name of the monitoring parameter.
performance_metric	yes	string	Valid values: See YAML definition constraints	Identifies a performance metric to be monitored. Performance metric values shall be either set to: <ul style="list-style-type: none"> • A corresponding measurement name defined in clause 7.2 of ETSI GS NFV-IFA 027 [7], without appending a sub-counter. In this case the VNFM computes these measurements from lower-level metrics collected from the VIM. See note. • A corresponding measurement name defined in clause 7.1 of ETSI GS NFV-IFA 027 [7], without appending a sub-counter. In this case the VNFM collects these metrics from the VIM for all compute, storage and network resources allocated to the VNFC instance.
collection_period	no	scalar-unit.time		Describes the periodicity at which to collect the performance information.
NOTE: The measured object type for <code>_cpu_usage_mean_vnf</code> , <code>v_cpu_usage_peak_vnf</code> , <code>v_memory_usage_mean_vnf</code> , <code>v_memory_usage_peak_vnf</code> , <code>v_disk_usage_mean_vnf</code> and <code>v_disk_usage_peak_vnf</code> is the VNFC.				

6.2.47.3 Definition

The syntax of the `VnfcMonitoringParameter` data type shall comply with the following definition:

```
tosca.datatypes.nfv.VnfcMonitoringParameter:
  derived_from: toska.datatypes.Root
  description: Represents information on virtualised resource related performance
  metrics applicable to the VNF.
  properties:
    name:
      type: string
      description: Human readable name of the monitoring parameter
      required: true
    performance_metric:
      type: string
      description: Identifies a performance metric to be monitored, according to
  ETSI GS NFV-IFA 027.
      required: true
      constraints:
        - valid_values: [ v_cpu_usage_mean_vnf, v_cpu_usage_peak_vnf,
  v_memory_usage_mean_vnf, v_memory_usage_peak_vnf, v_disk_usage_mean_vnf,
  v_disk_usage_peak_vnf, byte_incoming_vnf_int_cp, byte_outgoing_vnf_int_cp,
  packet_incoming_vnf_int_cp, packet_outgoing_vnf_int_cp, v_cpu_usage_mean,
  v_cpu_usage_peak, v_memory_usage_mean, v_memory_usage_peak, v_disk_usage_mean,
  v_disk_usage_peak, v_net_byte_incoming, v_net_byte_outgoing, v_net_packet_incoming,
  v_net_packet_outgoing, usage_mean_vStorage, usage_peak_vStorage ]
    collection_period:
      type: scalar-unit.time
```

```

description: Describes the periodicity at which to collect the performance
information.
required: false
constraints:
  - greater_than: 0 s

```

6.2.47.4 Examples

None.

6.2.47.5 Additional Requirements

None.

6.2.48 `tosca.datatypes.nfv.VirtualLinkMonitoringParameter`

6.2.48.1 Description

This data type provides information on virtualised resource related performance metrics. Table 6.2.48.1-1 specifies the declared names for this data type. These names shall be used as specified in TOSCA-Simple-Profile-YAML-v1.3 [20].

Table 6.2.48.1-1: Type name, shorthand, and URI

Shorthand Name	<code>VirtualLinkMonitoringParameter</code>
Type Qualified Name	<code>toscafv: VirtualLinkMonitoringParameter</code>
Type URI	<code>tosca.datatypes.nfv.VirtualLinkMonitoringParameter</code>

6.2.48.2 Properties

The properties of the `VirtualLinkMonitoringParameter` data type shall comply with the provisions set out in table 6.2.48.2-1.

Table 6.2.48.2-1: Properties

Name	Required	Type	Constraints	Description
<code>name</code>	no	string		Human readable name of the monitoring parameter.
<code>performance_metric</code>	yes	string	Valid values: See YAML definition constraints	Identifies a performance metric to be monitored. Performance metric values shall be set to following measurement names defined in clause 7.1 of ETSI GS NFV-IFA 027 [7], without appending a sub-counter: <ul style="list-style-type: none"> • <code>ByteIncoming</code> • <code>ByteOutgoing</code> • <code>PacketIncoming</code> • <code>PacketOutgoing</code> The VNFM collects these metrics from the VIM by aggregating the sub-counters of all virtual link ports attached to the virtual link to which the metrics apply.
<code>collection_period</code>	no	scalar-unit.time		Describes the periodicity at which to collect the performance information.

6.2.48.3 Definition

The syntax of the VirtualLinkMonitoringParameter data type shall comply with the following definition:

```

tosca.datatypes.nfv.VirtualLinkMonitoringParameter:
  derived_from: toska.datatypes.Root
  description: Represents information on virtualised resource related performance
metrics applicable to the VNF.
  properties:
    name:
      type: string
      description: Human readable name of the monitoring parameter
      required: true
    performance_metric:
      type: string
      description: Identifies a performance metric to be monitored.
      required: true
      constraints:
        - valid_values: [ byte_incoming, byte_outgoing, packet_incoming,
packet_outgoing ]
    collection_period:
      type: scalar-unit.time
      description: Describes the periodicity at which to collect the performance
information.
      required: false
      constraints:
        - greater_than: 0 s

```

6.2.48.4 Examples

None.

6.2.48.5 Additional Requirements

None.

6.2.49 toska.datatypes.nfv.InterfaceDetails

6.2.49.1 Description

The InterfaceDetails data type describes information used to access an interface exposed by a VNF. It corresponds to the interfaceDetails attribute of the VnfInterfaceDetails information element defined in ETSI GS NFV-IFA 011 [1]. Table 6.2.49.1-1 specifies the declared names for this data type. These names shall be used as specified in TOSCA-Simple-Profile-YAML-v1.3 [20].

Table 6.2.49.1-1: Type name, shorthand, and URI

Shorthand Name	InterfaceDetails
Type Qualified Name	toscanfv:InterfaceDetails
Type URI	tosca.datatypes.nfv.InterfaceDetails

6.2.49.2 Properties

The properties of the InterfaceDetails data type shall comply with the provisions set out in table 6.2.49.2-1.

Table 6.2.49.2-1: Properties

Name	Required	Type	Constraints	Description
uri_components	no	tosca.datatypes.nfv.UriComponents		Provides components to build a Uniform Resource Identifier (URI) where to access the interface end point.
interface_specific_data	no	map of string		Provides additional details that are specific to the type of interface considered.

6.2.49.3 Definition

The syntax of the InterfaceDetails data type shall comply with the following definition:

```

tosca.datatypes.nfv.InterfaceDetails:
  derived_from: toska.datatypes.Root
  description: information used to access an interface exposed by a VNF
  properties:
    uri_components:
      type: toska.datatypes.nfv.UriComponents
      description: Provides components to build a Uniform Resource Identifier (URI)
where to access the interface end point.
      required: false
    interface_specific_data:
      type: map
      description: Provides additional details that are specific to the type of
interface considered.
      required: false
      entry_schema:
        type: string

```

6.2.49.4 Examples

See clause 6.10.12.

6.2.49.5 Additional Requirements

None.

6.2.50 toska.datatypes.nfv.UriComponents

6.2.50.1 Description

The UriComponents data type describes information used to build a URI that complies with IETF RFC 3986 [8]. Table 6.2.50.1-1 specifies the declared names for this data type. These names shall be used as specified in TOSCA-Simple-Profile-YAML-v1.3 [20].

Table 6.2.50.1-1: Type name, shorthand, and URI

Shorthand Name	UriComponents
Type Qualified Name	toscanfv:UriComponents
Type URI	tosca.datatypes.nfv.UriComponents

6.2.50.2 Properties

The properties of the UriComponents data type shall comply with the provisions set out in table 6.2.50.2-1.

Table 6.2.50.2-1: Properties

Name	Required	Type	Constraints	Description
scheme	yes	string	String values shall comply with IETF RFC 3986 [8]	Corresponds to the scheme component of a URI, as per IETF RFC 3986 [8]
authority	no	tosca.datatypes.nfv.UriAuthority		Corresponds to the authority component of a URI, as per IETF RFC 3986 [8] See note
path	no	string	String values shall comply with IETF RFC 3986 [8]	Corresponds to the path component of a URI, as per IETF RFC 3986 [8]
query	no	string	String values shall comply with IETF RFC 3986 [8]	Corresponds to the query component of a URI, as per IETF RFC 3986 [8]
fragment	no	string	String values shall comply with IETF RFC 3986 [8]	Corresponds to the fragment component of a URI, as per IETF RFC 3986 [8]
NOTE: If this property is not included while the URI scheme requires it, the VNFM is expected to generate it, based on knowledge of the network configuration of the external CP instance that provides the connectivity for this interface.				

6.2.50.3 Definition

The syntax of the UriComponents data type shall comply with the following definition:

```

tosca.datatypes.nfv.UriComponents:
  derived_from: toska.datatypes.Root
  description: information used to build a URI that complies with IETF RFC 3986.
  properties:
    scheme:
      type: string # shall comply with IETF RFC 3986
      description: scheme component of a URI.
      required: true
    authority:
      type: toska.datatypes.nfv.UriAuthority
      description: Authority component of a URI
      required: false
    path:
      type: string # shall comply with IETF RFC 3986
      description: path component of a URI.
      required: false
    query:
      type: string # shall comply with IETF RFC 3986
      description: query component of a URI.
      required: false
    fragment:
      type: string # shall comply with IETF RFC 3986
      description: fragment component of a URI.
      required: false

```

6.2.50.4 Examples

See clause 6.10.12.

6.2.50.5 Additional Requirements

When this datatype is used to provide information for accessing APIs defined in ETSI GS NFV-SOL 002 [22], the path property may be included and the query and fragment properties shall be absent. The values of the scheme, authority and path properties form the {apiRoot} of the URI prefix.

6.2.51 tosca.datatypes.nfv.UriAuthority

6.2.51.1 Description

The UriAuthority data type corresponds to the authority component of a URI as specified in IETF RFC 3986 [8]. Table 6.2.51.1-1 specifies the declared names for this data type. These names shall be used as specified in TOSCA-Simple-Profile-YAML-v1.3 [20].

Table 6.2.51.1-1: Type name, shorthand, and URI

Shorthand Name	UriAuthority
Type Qualified Name	toscanfv:UriAuthority
Type URI	tosca.datatypes.nfv.UriAuthority

6.2.51.2 Properties

The properties of the UriAuthority data type shall comply with the provisions set out in table 6.2.51.2-1.

Table 6.2.51.2-1: Properties

Name	Required	Type	Constraints	Description
user_info	no	string	String values shall comply with IETF RFC 3986 [8]	Corresponds to the user_info field of the authority component of a URI, as per IETF RFC 3986 [8]. For HTTP and HTTPS URIs, the provisions in sections 4.2.1, 4.2.2 and 4.2.4 of IETF RFC 9110 [24] apply, respectively.
host	no	string	String values shall comply with IETF RFC 3986 [8]	Corresponds to the host field of the authority component of a URI, as per IETF RFC 3986 [8]. See note 1.
port	no	string	String values shall comply with IETF RFC 3986 [8]	Corresponds to the port field of the authority component of a URI, as per IETF RFC 3986 [8]. See note 2.
NOTE 1: If this property is not included the VNFM is expected to generate it, based on knowledge of the network configuration of the external CP instance that provides the connectivity for this interface.				
NOTE 2: If this property is not included the default port for the protocol declared by the scheme property of the parent UriComponents structure shall be used unless there are configuration mechanisms applied that are outside the scope of the present document. If no default port exists for the URI scheme, the port property shall be included unless there are configuration mechanisms applied that are outside the scope of the present document.				

6.2.51.3 Definition

The syntax of the UriAuthority data type shall comply with the following definition:

```
tosca.datatypes.nfv.UriAuthority:
  derived_from: tosca.datatypes.Root
  description: information that corresponds to the authority component of a URI as
  specified in IETF RFC 3986
  properties:
    user_info:
      type: string # shall comply with IETF RFC 3986
      description: user_info field of the authority component of a URI
      required: false
    host:
      type: string # shall comply with IETF RFC 3986
      description: host field of the authority component of a URI
      required: false
```

```

port:
  type: string # shall comply with IETF RFC 3986
  description: port field of the authority component of a URI
  required: false

```

6.2.51.4 Examples

See clause 6.10.12.

6.2.51.5 Additional Requirements

When this datatype is used to provide information for accessing APIs defined in ETSI GS NFV-SOL 002 [22], the host property and port properties may be included and the user_info property shall not be included. If the host property is included and the value is a registered name, it is assumed that means are in place to resolve the host name to the correct IP address. If the host property is not included, it is assumed that the VNFM will use the IP address associated to one of the connection point instances created from the VnfExtCp and VduCp node types declared as a target of the SupportedVnfInterface policy.

NOTE: This means that if multiple CP instances exist that were created from a particular VnfExtCp or VduCp node template, the VNFM may use any of them to attempt accessing the interface. If no reply is received because the selected CP instance is out of service or is not reachable, the VNFM is expected to try reaching the interface through another CP instance.

6.2.52 toska.datatypes.nfv.VnfProfile

6.2.52.1 Description

The VnfProfile data type is defined in clause 9.2.8 of the present document.

6.2.53 toska.datatypes.nfv.ChecksumData

6.2.53.1 Description

The ChecksumData data type describes information about the result of performing a checksum operation over some arbitrary data. Table 6.2.53.1-1 specifies the declared names for this data type. These names shall be used as specified in TOSCA-Simple-Profile-YAML-v1.3 [20].

Table 6.2.53.1-1: Type name, shorthand, and URI

Shorthand Name	ChecksumData
Type Qualified Name	toscanfv:ChecksumData
Type URI	tosca.datatypes.nfv.ChecksumData

6.2.53.2 Properties

The properties of the ChecksumData data type shall comply with the provisions set out in table 6.2.53.2-1.

Table 6.2.53.2-1: Properties

Name	Required	Type	Constraints	Description
algorithm	yes	string	Valid values: See YAML definition constraints	Describes the algorithm used to obtain the checksum value, as described in [14].
hash	yes	string		Contains the result of applying the algorithm indicated by the algorithm property to the data to which this ChecksumData refers.

6.2.53.3 Definition

The syntax of the ChecksumData data type shall comply with the following definition:

```

tosca.datatypes.nfv.ChecksumData:
  derived_from: toska.datatypes.Root
  description: Describes information about the result of performing a checksum
operation over some arbitrary data
  properties:
    algorithm:
      type: string
      description: Describes the algorithm used to obtain the checksum value
      required: true
      constraints:
        - valid_values: [sha-224, sha-256, sha-384, sha-512 ]
    hash:
      type: string
      description: Contains the result of applying the algorithm indicated by the
algorithm property to the data to which this ChecksumData refers
      required: true

```

6.2.53.4 Examples

```

<some_tosca_entity>:
  properties:
    checksum:
      algorithm: sha-256
      hash: b9c3036539fd7a5f87a1bf38eb05fdde8b556a1a7e664dbeda90ed3cd74b4f9d

```

6.2.53.5 Additional Requirements

None.

6.2.54 toska.datatypes.nfv.VnfmInterfaceInfo

6.2.54.1 Description

The VnfmInterfaceInfo data type describes information enabling the VNF instance to access the NFV-MANO interfaces produced by the VNFM (e.g. URIs and credentials). Table 6.2.54.1-1 specifies the declared names for this data type. These names shall be used as specified in TOSCA-Simple-Profile-YAML-v1.3 [20].

Table 6.2.54.1-1: Type name, shorthand, and URI

Shorthand Name	VnfmInterfaceInfo
Type Qualified Name	toscanfv:VnfmInterfaceInfo
Type URI	tosca.datatypes.nfv.VnfmInterfaceInfo

6.2.54.2 Properties

The properties of the VnfmInterfaceInfo data type shall comply with the provisions set out in table 6.2.54.2-1.

Table 6.2.54.2-1: Properties

Name	Required	Type	Constraints	Description
interface_name	yes	string	Valid values vnf_lcm vnf_pm vnf_fm	Identifies an interface produced by the VNFM.
details	no	tosca.datatypes.nfv.InterfaceDetails		Provide additional data to access the interface endpoint (e.g. API URI prefix).
credentials	no	map of string		Provides credential enabling access to the interface. This property is reserved for future use in the present document.

6.2.54.3 Definition

The syntax of the VnfmInterfaceInfo data type shall comply with the following definition:

```

tosca.datatypes.nfv.VnfmInterfaceInfo:
  derived_from: toska.datatypes.Root
  description: Describes information enabling the VNF instance to access the NFV-
MANO interfaces produced by the VNFM
  properties:
    interface_name:
      type: string
      description: Identifies an interface produced by the VNFM.
      required: true
      constraints:
        - valid_values: [ vnf_lcm, vnf_pm, vnf_fm ]
    details:
      type: toska.datatypes.nfv.InterfaceDetails
      description: Provide additional data to access the interface endpoint
      required: false
    credentials:
      type: map
      description: Provides credential enabling access to the interface
      required: false
  entry_schema:
    type: string

```

6.2.54.4 Examples

None.

6.2.54.5 Additional Requirements

None.

6.2.55 `tosca.datatypes.nfv.OauthServerInfo`

6.2.55.1 Description

The `OauthServerInfo` data type describes information to enable discovery of the authorization server. This data type definition is reserved for future use in the present document. Table 6.2.55.1-1 specifies the declared names for this data type. These names shall be used as specified in TOSCA-Simple-Profile-YAML-v1.3 [20].

Table 6.2.55.1-1: Type name, shorthand, and URI

Shorthand Name	<code>OauthServerInfo</code>
Type Qualified Name	<code>toscanfv:OauthServerInfo</code>
Type URI	<code>tosca.datatypes.nfv.OauthServerInfo</code>

6.2.55.2 Properties

None.

6.2.55.3 Definition

The syntax of the `OauthServerInfo` data type shall comply with the following definition:

```
tosca.datatypes.nfv.OauthServerInfo:
  derived_from: toasca.datatypes.Root
  description: information to enable discovery of the authorization server
  #properties:
  #This data type definition is reserved for future use in the present document
```

6.2.55.4 Examples

None.

6.2.55.5 Additional Requirements

None.

6.2.56 `tosca.datatypes.nfv.BootData`

6.2.56.1 Description

The `BootData` data type describes the information used to customize a virtualised compute resource at boot time. Table 6.2.56.1-1 specifies the declared names for this data type. These names shall be used as specified in TOSCA-Simple-Profile-YAML-v1.3 [20].

Table 6.2.56.1-1: Type name, shorthand, and URI

Shorthand Name	<code>BootData</code>
Type Qualified Name	<code>toscanfv:BootData</code>
Type URI	<code>tosca.datatypes.nfv.BootData</code>

6.2.56.2 Properties

The properties of the `BootData` data type shall comply with the provisions set out in table 6.2.56.2-1.

Table 6.2.56.2-1: Properties

Name	Required	Type	Constraints	Description
vim_specific_properties	no	tosca.datatypes.nfv.BootDataVimSpecificProperties		Properties used for selecting VIM specific capabilities when setting the boot data.
kvp_data	no	tosca.datatypes.nfv.KvpData		A set of key-value pairs for configuring a virtual compute resource. The mechanisms for conveying these key-value pairs to the virtual compute resource are out of the scope of the present document. An example of such mechanisms is the OpenStack metadata service defined in [i.13].
content_or_file_data	no	tosca.datatypes.nfv.ContentOrFileData		A string content or a file for configuring a virtual compute resource. The mechanisms for conveying the string content or the file to the virtual compute resource are out of the scope of the present document. An example of such mechanisms is the OpenStack User-data service defined in [i.14].

6.2.56.3 Definition

The syntax of the BootData data type shall comply with the following definition:

```

tosca.datatypes.nfv.BootData:
  derived_from: tosca.datatypes.Root
  description: describes the information used to customize a virtualised compute
resource at boot time.
  properties:
    vim_specific_properties:
      type: tosca.datatypes.nfv.BootDataVimSpecificProperties
      description: Properties used for selecting VIM specific capabilities when
setting the boot data.
      required: false
    kvp_data:
      type: tosca.datatypes.nfv.KvpData
      description: A set of key-value pairs for configuring a virtual compute
resource.
      required: false
    content_or_file_data:
      type: tosca.datatypes.nfv.ContentOrFileData
      description: A string content or a file for configuring a virtual compute
resource.
      required: false

```

6.2.56.4 Examples

See clause 6.8.3.8.

6.2.56.5 Additional Requirements

None.

6.2.57 tosca.datatypes.nfv.KvpData

6.2.57.1 Description

The KvpData data type describes a set of key-value pairs information used to customize a virtualised compute resource by using only key-value pairs data. Table 6.2.57.1-1 specifies the declared names for this data type. These names shall be used as specified in TOSCA-Simple-Profile-YAML-v1.3 [20].

Table 6.2.57.1-1: Type name, shorthand, and URI

Shorthand Name	KvpData
Type Qualified Name	toscanfv:KvpData
Type URI	tosca.datatypes.nfv.KvpData

6.2.57.2 Properties

The properties of the MetaData data type shall comply with the provisions set out in table 6.2.57.2-1.

Table 6.2.57.2-1: Properties

Name	Required	Type	Constraints	Description
data	no	map of string		A map of strings that contains a set of key-value pairs that describes the information for configuring the virtualised compute resource.

6.2.57.3 Definition

The syntax of the KvpData data type shall comply with the following definition:

```

tosca.datatypes.nfv.KvpData:
  derived_from: tosca.datatypes.Root
  description: describes a set of key-value pairs information used to customize
a virtualised compute resource at boot time by using only key-value pairs data.
  properties:
    data:
      type: map
      description: A map of strings that contains a set of key-value pairs that
describes the information for configuring the virtualised compute resource.
      required: false
      entry_schema:
        type: string

```

6.2.57.4 Examples

See clause 6.8.3.8.

6.2.57.5 Additional Requirements

None.

6.2.58 tosca.datatypes.nfv.ContentOrFileData

6.2.58.1 Description

The ContentOrFileData data type describes a string content or a file information used to customize a virtualised compute resource by using string content or file. Table 6.2.58.1-1 specifies the declared names for this data type. These names shall be used as specified in TOSCA-Simple-Profile-YAML-v1.3 [20].

Table 6.2.58.1-1: Type name, shorthand, and URI

Shorthand Name	ContentOrFileData
Type Qualified Name	toscanfv:ContentOrFileData
Type URI	tosca.datatypes.nfv.ContentOrFileData

6.2.58.2 Properties

The properties of the ContentOrFileData data type shall comply with the provisions set out in table 6.2.58.2-1.

Table 6.2.58.2-1: Properties

Name	Required	Type	Constraints	Description
data	no	map of string		A map of strings that contains a set of key-value pairs that carries the dynamic deployment values which used to replace the corresponding variable parts in the file as identify by a URL as described in source_path. Shall be present if "source_path" is present and shall be absent otherwise. See note 1.
content	no	string		The string information used to customize a virtualised compute resource at boot time. See note 2.
source_path	no	string		The URL to a file contained in the VNF package used to customize a virtualised compute resource. The content shall comply with IETF RFC 3986 [8]. See note 2.
destination_path	no	string		The URL where to inject a file indicated by the source_path property into the virtualised compute resource. The content shall comply with IETF RFC 3986 [8]. See note 3.
<p>NOTE 1: It is the file processor (e.g. in the VNFM) responsibility to replace the corresponding variable parts in the file with the value carried in the data property, the variable parts in the file are start with \$ and end with \$, its content is the same character with one of the keys in the data property, for example, if one of the keys in 'data' is "https_proxy", somewhere in the file content there is \$https_proxy\$.</p> <p>NOTE 2: One and only one of the following properties shall be present: contents or source_path.</p> <p>NOTE 3: It is only present when a particular method is used for transferring boot information into a virtualised compute resource and source_path is also present. For example, such method can be the personality method as described in [i.15], and it has been deprecated since Openstack 12.0.0 (Stein).</p>				

6.2.58.3 Definition

The syntax of the ContentOrFileData data type shall comply with the following definition:

```
tosca.datatypes.nfv.ContentOrFileData:
  derived_from: tosca.datatypes.Root
  description: describes a string content or a file information used to
  customize a virtualised compute resource at boot time by using string content or
  file.
```

```

properties:
  data:
    type: map
    description: A map of strings that contains a set of key-value pairs that
carries the dynamic deployment values which used to replace the corresponding
variable parts in the file as identify by a URL as described in source_path. Shall
be present if "source_path" is present and shall be absent otherwise..
    required: false
    entry_schema:
      type: string
  content:
    type: string
    description: The string information used to customize a virtualised
compute resource at boot time.
    required: false
  source_path:
    type: string
    description: The URL to a file contained in the VNF package used to
customize a virtualised compute resource. The content shall comply with IETF
RFC 3986.
    required: false
  destination_path:
    type: string
    description: The URL address when inject a file into the virtualised
compute resource. The content shall comply with IETF RFC 3986.
    required: false

```

6.2.58.4 Examples

See clause 6.8.3.8.

6.2.58.5 Additional Requirements

None.

6.2.59 `tosca.datatypes.nfv.BootDataVimSpecificProperties`

6.2.59.1 Description

The `BootDataVimSpecificProperties` data type describes the VIM related information used for selecting VIM specific capabilities when setting the boot data when setting the boot data. Table 6.2.59.1-1 specifies the declared names for this data type. These names shall be used as specified in TOSCA-Simple-Profile-YAML-v1.3 [20].

Table 6.2.59.1-1: Type name, shorthand, and URI

Shorthand Name	<code>BootDataVimSpecificProperties</code>
Type Qualified Name	<code>toscanfv: BootDataVimSpecificProperties</code>
Type URI	<code>tosca.datatypes.nfv.BootDataVimSpecificProperties</code>

6.2.59.2 Properties

The properties of the `BootDataVimSpecificProperties` data type shall comply with the provisions set out in table 6.2.59.2-1.

Table 6.2.59.2-1: Properties

Name	Required	Type	Constraints	Description
vim_type	no	string		Discriminator for the different types of the VIM information. The set of permitted values is expected to change over time as new types or versions of VIMs become available. The ETSI NFV registry of VIM-related information [i.16] provides access to information about various VIM types.
properties	yes	map of string		Properties used for selecting VIM specific capabilities when setting the boot data. For example, it can set whether config_drive functionality is selected in case VIM support it. This property is reserved for future use in the present document.

6.2.59.3 Definition

The syntax of the BootDataVimSpecificProperties data type shall comply with the following definition:

```

tosca.datatypes.nfv.BootDataVimSpecificProperties:
  derived_from: tosca.datatypes.Root
  description: describes the VIM specific information used for selecting VIM
specific capabilities when setting the boot data.
  properties:
    vim_type:
      type: string
      description: Discriminator for the different types of the VIM information.
      required: false
    properties:
      type: map
      description: Properties used for selecting VIM specific capabilities when
setting the boot data
      entry_schema:
        type: string
        required: true

```

6.2.59.4 Examples

None.

6.2.59.5 Additional Requirements

None.

6.2.60 tosca.datatypes.nfv.VnfPackageChangeSelector

6.2.60.1 Description

The VnfPackageChangeSelector data type describes the source and destination VNFDs as well as source deployment flavour for a change current VNF Package. Table 6.2.60.1-1 specifies the declared names for this data type. These names shall be used as specified in TOSCA-Simple-Profile-YAML-v1.3 [20].

Table 6.2.60.1-1: Type name, shorthand, and URI

Shorthand Name	VnfPackageChangeSelector
Type Qualified Name	toscanfv: VnfPackageChangeSelector
Type URI	tosca.datatypes.nfv.VnfPackageChangeSelector

6.2.60.2 Properties

The properties of the VnfPackageChangeSelector data type shall comply with the provisions set out in table 6.2.60.2-1.

Table 6.2.60.2-1: Properties

Name	Required	Type	Constraints	Description
source_descriptor_id	yes	string		Identifier of the source VNFD and the source VNF package.
destination_descriptor_id	yes	string		Identifier of the destination VNFD and the destination VNF package.
source_flavour_id	yes	string		Identifier of the deployment flavour in the source VNF package for which this data type applies.

6.2.60.3 Definition

The syntax of the VnfPackageChangeSelector data type shall comply with the following definition:

```
tosca.datatypes.nfv.VnfPackageChangeSelector:
  derived_from: toasca.datatypes.Root
  description: data type describes the source and destination VNFDs as well as
source deployment flavour for a change current VNF Package.
  properties:
    source_descriptor_id:
      type: string
      description: Identifier of the source VNFD and the source VNF package.
      required: true
    destination_descriptor_id:
      type: string
      description: Identifier of the destination VNFD and the destination VNF
package.
      required: true
    source_flavour_id:
      type: string
      description: Identifier of the deployment flavour in the source VNF
package for which this data type applies.
      required: true
```

6.2.60.4 Examples

See clause 6.10.15.5.

6.2.60.5 Additional Requirements

Either the source_descriptor_id or the destination_descriptor_id shall be equal to the vnfId of the VNFD containing this version VnfPackageChangeSelector.

6.2.61 tosca.datatypes.nfv.VnfPackageChangeComponentMapping

6.2.61.1 Description

The VnfPackageChangeComponentMapping data type describes a mapping between the identifier of a components or property in the source VNFD and the identifier of the corresponding component or property in the destination VNFD. Table 6.2.61.1-1 specifies the declared names for this data type. These names shall be used as specified in TOSCA-Simple-Profile-YAML-v1.3 [20].

Table 6.2.61.1-1: Type name, shorthand, and URI

Shorthand Name	VnfPackageChangeComponentMapping
Type Qualified Name	toscanfv: VnfPackageChangeComponentMapping
Type URI	tosca.datatypes.nfv.VnfPackageChangeComponentMapping

6.2.61.2 Properties

The properties of the VnfPackageChangeComponentMapping data type shall comply with the provisions set out in table 6.2.61.2-1.

Table 6.2.61.2-1: Properties

Name	Required	Type	Constraints	Description
component_type	yes	string	valid_values: [vdu, cp, virtual_link, virtual_storage, instantiation_level, scaling_aspect]	The type of component or property. Possible values differentiate whether changes concern to some VNF component (e.g. VDU, internal VLD, etc.) or property (e.g. a Scaling Aspect, etc.).
source_id	yes	string		Identifier of the component or property in the source VNFD.
destination_id	yes	string		Identifier of the component or property in the destination VNFD.
description	no	string		Human readable description of the component changes.

6.2.61.3 Definition

The syntax of the VnfPackageChangeComponentMapping data type shall comply with the following definition:

```
tosca.datatypes.nfv.VnfPackageChangeComponentMapping:
  derived_from: tosca.datatypes.Root
  description: A mapping between the identifier of a components or property in
the source VNFD and the identifier of the corresponding component or property in
the destination VNFD.
  properties:
    component_type:
      type: string
      description: The type of component or property. Possible values
differentiate whether changes concern to some VNF component (e.g. VDU, internal
VLD, etc.) or property (e.g. a Scaling Aspect, etc.).
      constraints:
        - valid_values: [ vdu, cp, virtual_link, virtual_storage,
instantiation_level, scaling_aspect ]
      required: true
    source_id:
      type: string
      description: Identifier of the component or property in the source VNFD.
```

```

    required: true
  destination_id:
    type: string
    description: Identifier of the component or property in the destination
VNFD.
  required: true
  description:
    type: string
    description: Human readable description of the component changes.
  required: false

```

6.2.61.4 Examples

See clause 6.10.15.5.

6.2.61.5 Additional Requirements

None.

6.2.62 `tosca.datatypes.nfv.VnfChangeCurrentPackageOperation` Configuration

6.2.62.1 Description

The `VnfChangeCurrentPackageOperationConfiguration` data type represents information that affect the invocation of the change current VNF Package operation, as specified in ETSI GS NFV-IFA 011 [1]. This data type definition is reserved for future use in the present document. Table 6.2.62.1-1 specifies the declared names for this data type. These names shall be used as specified in TOSCA-Simple-Profile-YAML-v1.3 [20].

Table 6.2.62.1-1: Type name, shorthand, and URI

Shorthand Name	<code>VnfChangeCurrentPackageOperationConfiguration</code>
Type Qualified Name	<code>toscanfv:VnfChangeCurrentPackageOperationConfiguration</code>
Type URI	<code>tosca.datatypes.nfv.VnfChangeCurrentPackageOperationConfiguration</code>

6.2.62.2 Properties

None.

6.2.62.3 Definition

The syntax of the `VnfChangeCurrentPackageOperationConfiguration` data type shall comply with the following definition:

```

tosca.datatypes.nfv.VnfChangeCurrentPackageOperationConfiguration:
  derived_from: toasca.datatypes.Root
  description: represents information that affect the invocation of the change
current VNF Package operation.
  # This data type definition is reserved for future use in the present document.
  # properties:
    # derived types are expected to introduce new properties, with their type
derived from toasca.datatypes.nfv.VnfChangeCurrentPackageOperationConfiguration, with
the same name as the operation designated to the ChangeCurrentVnfPackage request

```

6.2.62.4 Examples

None.

6.2.62.5 Additional Requirements

None.

6.2.63 `tosca.datatypes.nfv.VnfCreateSnapshotOperationConfiguration`

6.2.63.1 Description

The `VnfCreateSnapshotOperationConfiguration` data type represents information that affect the invocation of the `CreateVnfSnapshot` operation, as specified in ETSI GS NFV-IFA 011 [1]. This data type definition is reserved for future use in the present document. Table 6.2.63.1-1 specifies the declared names for this data type. These names shall be used as specified in TOSCA-Simple-Profile-YAML-v1.3 [20].

Table 6.2.63.1-1: Type name, shorthand, and URI

Shorthand Name	<code>VnfCreateSnapshotOperationConfiguration</code>
Type Qualified Name	<code>toscanfv:VnfCreateSnapshotOperationConfiguration</code>
Type URI	<code>tosca.datatypes.nfv.VnfCreateSnapshotOperationConfiguration</code>

6.2.63.2 Properties

None.

6.2.63.3 Definition

The syntax of the `VnfCreateSnapshotOperationConfiguration` data type shall comply with the following definition:

```
tosca.datatypes.nfv.VnfCreateSnapshotOperationConfiguration:
  derived_from: toasca.datatypes.Root
  description: represents information that affect the invocation of the
CreateVnfSnapshot operation
  # This data type definition is reserved for future use in the present document.
  # properties:
```

6.2.63.4 Examples

None.

6.2.63.5 Additional Requirements

None.

6.2.64 `tosca.datatypes.nfv.VnfRevertToSnapshotOperationConfiguration`

6.2.64.1 Description

The `VnfRevertToSnapshotOperationConfiguration` data type represents information that affect the invocation of the `RevertToVnfSnapshot` operation, as specified in ETSI GS NFV-IFA 011 [1]. This data type definition is reserved for future use in the present document. Table 6.2.64.1-1 specifies the declared names for this data type. These names shall be used as specified in TOSCA-Simple-Profile-YAML-v1.3 [20].

Table 6.2.64.1-1: Type name, shorthand, and URI

Shorthand Name	VnfRevertToSnapshotOperationConfiguration
Type Qualified Name	toscanfv:VnfRevertToSnapshotOperationConfiguration
Type URI	tosca.datatypes.nfv.VnfRevertToSnapshotOperationConfiguration

6.2.64.2 Properties

None.

6.2.64.3 Definition

The syntax of the VnfRevertToSnapshotOperationConfiguration data type shall comply with the following definition:

```
tosca.datatypes.nfv.VnfRevertToSnapshotOperationConfiguration:
  derived_from: toasca.datatypes.Root
  description: represents information that affect the invocation of the
  RevertToVnfSnapshot operation
  # This data type definition is reserved for future use in the present document.
  # properties:
```

6.2.64.4 Examples

None.

6.2.64.5 Additional Requirements

None.

6.2.65 toasca.datatypes.nfv.ServicePortData

6.2.65.1 Description

The ServicePortData data type supports the specification of requirements describing port properties exposed by VirtualCp, as defined in ETSI GS NFV-IFA 011 [1]. Table 6.2.65.1-1 specifies the declared names for this data type. These names shall be used as specified in TOSCA-Simple-Profile-YAML-v1.3 [20].

Table 6.2.65.1-1: Type name, shorthand, and URI

Shorthand Name	ServicePortData
Type Qualified Name	toscanfv:ServicePortData
Type URI	tosca.datatypes.nfv.ServicePortData

6.2.65.2 Properties

The properties of the ServicePortData data type shall comply with the provisions set out in table 6.2.65.2-1.

Table 6.2.65.2-1: Properties

Name	Required	Type	Constraints	Description
name	yes	String		The name of the port exposed by the VirtualCp.
protocol	yes	String	Valid values: See YAML definition constraints	The L4 protocol for this port exposed by the VirtualCp. VALUES: <ul style="list-style-type: none"> • TCP • UDP • SCTP
port	yes	Integer		The L4 port number exposed by the VirtualCp.
portConfigurable	yes	Boolean		Specifies whether the port attribute value is allowed to be configurable.

6.2.65.3 Definition

The syntax of the ServicePortData data type shall comply with the following definition:

```

tosca.datatypes.nfv.ServicePortData:
  derived_from: toska.datatypes.Root
  description: describes the service identifying port properties exposed by the
VirtualCp
  properties:
    name:
      type: string
      description: The name of the port exposed by the VirtualCp.
      required: true
    protocol:
      type: string
      description: The L4 protocol for this port exposed by the VirtualCp.
      required: true
      constraints:
        - valid_values: [ tcp, udp, sctp ]
    port:
      type: integer
      description: The L4 port number exposed by the VirtualCp.
      required: true
      constraints:
        - greater_or_equal: 0
    portConfigurable:
      type: boolean
      description: Specifies whether the port attribute value is allowed to be
configurable.
      required: true

```

6.2.65.4 Examples

None.

6.2.65.5 Additional Requirements

None.

6.2.66 tosca.datatypes.nfv.AdditionalServiceData

6.2.66.1 Description

The AdditionalServiceData data type supports the specification of requirements related additional service data of the VirtualCp used to expose properties of the VirtualCp to NFV-MANO, as defined in ETSI GS NFV-IFA 011 [1]. Table 6.2.66.1-1 specifies the declared names for this data type. These names shall be used as specified in TOSCA-Simple-Profile-YAML-v1.3 [20].

Table 6.2.66.1-1: Type name, shorthand, and URI

Shorthand Name	AdditionalServiceData
Type Qualified Name	toscanfv:AdditionalServiceData
Type URI	tosca.datatypes.nfv.AdditionalServiceData

6.2.66.2 Properties

The properties of the AdditionalServiceData data type shall comply with the provisions set out in table 6.2.66.2-1.

Table 6.2.66.2-1: Properties

Name	Required	Type	Constraints	Description
portData	yes	List of tosca.datatypes.nfv.ServicePortData		Service port numbers exposed by the VirtualCp.
serviceData	no	tosca.datatypes.nfv.ServiceData		Service matching information exposed by the VirtualCp. See note.
NOTE: This property shall only be present if HTTP/HTTPS based routes to identify the service termination within the VNF is supported, such as for example ingress resource in Kubernetes®.				

6.2.66.3 Definition

The syntax of the AdditionalServiceData data type shall comply with the following definition:

```
tosca.datatypes.nfv.AdditionalServiceData:
  derived_from: tosca.datatypes.Root
  description: describes the additional service data of the VirtualCp used to expose
  properties of the VirtualCp to NFV-MANO.
  properties:
    portData:
      type: list
      entry_schema:
        type: tosca.datatypes.nfv.ServicePortData
        description: Service port numbers exposed by the VirtualCp.
        required: true
    serviceData:
      type: tosca.datatypes.nfv.ServiceData
      description: Service matching information exposed by the VirtualCp.
      required: false
```

6.2.66.4 Examples

None.

6.2.66.5 Additional Requirements

None.

6.2.67 `tosca.datatypes.nfv.VnfLcmOpCoord`

6.2.67.1 Description

The `VnfLcmOpCoord` data type describes a set of information used for a coordination action in a VNF lifecycle management operation for a given VNF.

Table 6.2.67.1-1 specifies the declared names for this data type. These names shall be used as specified in TOSCA-Simple-Profile-YAML-v1.3 [20].

Table 6.2.67.1-1: Type name, shorthand, and URI

Shorthand Name	<code>VnfLcmOpCoord</code>
Type Qualified Name	<code>toscanfv:VnfLcmOpCoord</code>
Type URI	<code>tosca.datatypes.nfv.VnfLcmOpCoord</code>

6.2.67.2 Properties

The properties of the `VnfLcmOpCoord` data type shall comply with the provisions set out in table 6.2.67.2-1.

Table 6.2.67.2-1: Properties

Name	Required	Type	Constraints	Description
description	no	string		Human readable description of the coordination action.
endpoint_type	no	string	Valid values: See YAML definition constraints	<p>Specifies the type of the endpoint exposing the LCM operation coordination such as operations supporting management systems (e.g. EM) or the VNF instance.</p> <p>valid values:</p> <ul style="list-style-type: none"> • mgmt: coordination with other operations supporting management systems • vnf: coordination with the VNF instance <p>If the VNF produces the LCM coordination interface, this property may be omitted or may have the value "vnf".</p> <p>If this attribute is omitted, the type of endpoint that provides the interface is determined at deployment time.</p> <p>If the VNF does not produce the LCM coordination interface but coordination via this interface is needed, it is expected that a management entity such as the EM exposes the coordination interface, and consequently, this attribute shall be present and shall have the value "mgmt".</p>
coordination_stage	no	string	Valid values: See YAML definition constraints	<p>Indicates whether the coordination action is invoked before or after all other changes performed by the VNF LCM operation. See note.</p> <p>Valid values:</p> <ul style="list-style-type: none"> • start: the coordination action is invoked after receiving the grant and before the LCM operation performs any other changes.end: the coordination action is invoked after the LCM operation has performed all other changes. <p>coordination_stage property shall be omitted if the coordination action is intended to be invoked at an intermediate stage of the LCM operation, i.e. neither at the start nor at the end. In this case, the time at which to invoke the coordination during the execution of the LCM operation is determined by means outside the scope of the present document such as VNFM-internal logic or LCM script.</p>
input_parameters	no	tosca.datatypes.nfv.InputOpCoordParams		Input parameters to be provided in the LCM coordination request.
output_parameters	no	tosca.datatypes.nfv.OutputOpCoordParams		Output parameters provided in the LCM coordination response.
NOTE: The changes mentioned include changes to the VNF instance, its resources or its snapshots.				

6.2.67.3 Definition

The syntax of the VnfLcmOpCoord data type shall comply with the following definition:

```

tosca.datatypes.nfv.VnfLcmOpCoord:
  derived_from: toska.datatypes.Root
  description: describes a set of information used for a coordination action in a
VNF lifecycle management operation for a given VNF.
  properties:
    description:
      type: string
      description: Human readable description of the coordination action.
      required: false
    endpoint_type:
      type: string
      description: Specifies the type of the endpoint exposing the LCM operation
coordination such as other operations supporting or management systems (e.g. an EM) or
the VNF instance. If the VNF produces the LCM coordination interface, this property
may be omitted or may have the value "vnf". If this attribute is omitted, the type of
endpoint that provides the interface is determined at deployment time. If the VNF does
not produce the LCM coordination interface but coordination via this interface is
needed, it is expected that a management entity such as the EM exposes the
coordination interface, and consequently, this attribute shall be present and shall
have the value "mgmt".
      required: false
      constraints:
        - valid_values: [ mgmt, vnf ]
    coordination_stage:
      type: string
      description: Indicates whether the coordination action is invoked before or
after all other changes performed by the VNF LCM operation. coordination_stage
property shall be omitted if the coordination action is intended to be invoked at an
intermediate stage of the LCM operation, i.e. neither at the start nor at the end. In
this case, the time at which to invoke the coordination during the execution of the
LCM operation is determined by means outside the scope of the present document such as
VNFM-internal logic or LCM script.
      required: false
      constraints:
        - valid_values: [ start, end ]
    input_parameters:
      type: toska.datatypes.nfv.InputOpCoordParams
      description: Input parameters to be provided in the LCM coordination request.
      required: false
    output_parameters:
      type: toska.datatypes.nfv.OutputOpCoordParams
      description: Output parameters provided in the LCM coordination response.
      required: false

```

6.2.67.4 Examples

See clause 6.10.15.

6.2.67.5 Additional Requirements

None.

6.2.68 `tosca.datatypes.nfv.InputOpCoordParams`

6.2.68.1 Description

The `InputOpCoordParams` data type is an empty base type for deriving data types for describing additional input operation coordination parameters for a given coordination action. Table 6.2.68.1-1 specifies the declared names for this data type. These names shall be used as specified in TOSCA-Simple-Profile-YAML-v1.3 [20].

Table 6.2.68.1-1: Type name, shorthand, and URI

Shorthand Name	<code>InputOpCoordParams</code>
Type Qualified Name	<code>toscanfv:InputOpCoordParams</code>
Type URI	<code>tosca.datatypes.nfv.InputOpCoordParams</code>

6.2.68.2 Properties

None.

6.2.68.3 Definition

The syntax of the `InputOpCoordParams` data type shall comply with the following definition:

```
tosca.datatypes.nfv.InputOpCoordParams:
  derived_from: toasca.datatypes.Root
  description: is an empty base type for deriving data types for describing
  additional input operation coordination parameters for a given coordination action
```

6.2.69 `tosca.datatypes.nfv.OutputOpCoordParams`

6.2.69.1 Description

The `OutputOpCoordParams` data type is an empty base type for deriving data types for describing additional Output operation coordination parameters for a given coordination action. Table 6.2.69.1-1 specifies the declared names for this data type. These names shall be used as specified in TOSCA-Simple-Profile-YAML-v1.3 [20].

Table 6.2.69.1-1: Type name, shorthand, and URI

Shorthand Name	<code>OutputOpCoordParams</code>
Type Qualified Name	<code>toscanfv:OutputOpCoordParams</code>
Type URI	<code>tosca.datatypes.nfv.OutputOpCoordParams</code>

6.2.69.2 Properties

None.

6.2.69.3 Definition

The syntax of the `OutputOpCoordParams` data type shall comply with the following definition:

```
tosca.datatypes.nfv.OutputOpCoordParams:
  derived_from: toasca.datatypes.Root
  description: is an empty base type for deriving data types for describing
  additional Output operation coordination parameters for a given coordination action
```

6.2.70 tosca.datatypes.nfv.ExtendedResourceData

6.2.70.1 Description

The ExtendedResourceData data type supports the specification of requirements related to extended resources of a container, as defined in ETSI GS NFV-IFA 011 [1]. Table 6.2.70.1-1 specifies the declared names for this data type. These names shall be used as specified in TOSCA-Simple-Profile-YAML-v1.3 [20].

Table 6.2.70.1-1: Type name, shorthand, and URI

Shorthand Name	ExtendedResourceData
Type Qualified Name	toscanfv:ExtendedResourceData
Type URI	tosca.datatypes.nfv.ExtendedResourceData

6.2.70.2 Properties

The properties of the ExtendedResourceData data type shall comply with the provisions set out in table 6.2.70.2-1.

Table 6.2.70.2-1: Properties

Name	Required	Type	Constraints	Description
extended_resource	yes	map of string	length: 1	The hardware platform specific extended resource. A map of string that contains one single key-value pair that describes one hardware platform specific container requirement. More information regarding the usage of this property is available at: https://register.etsi.org .
amount	yes	integer	greater_than: 0	Requested amount of the indicated extended resource.

6.2.70.3 Definition

The syntax of the ExtendedResourceData data type shall comply with the following definition:

```
tosca.datatypes.nfv.ExtendedResourceData:
  derived_from: tosca.datatypes.Root
  description: Supports the specification of requirements related to extended
resources of a container.
  properties:
    extended_resource:
      type: map
      description: The hardware platform specific extended resource. A map of string
that contains one single key-value pair that describes one hardware platform specific
container requirement.
      required: true
      entry_schema:
        type: string
      constraints:
        - min_length: 1
        - max_length: 1
    amount:
      type: integer
      description: Requested amount of the indicated extended resource.
      required: true
      constraints:
        - greater_than: 0
```

6.2.70.4 Examples

The following example shows an OsContainer node template that contains requirements for an extended resource.

```
node templates:

  container_01:
    type: toska.nodes.nfv.Vdu.OsContainer
    properties:
      name: db_handler
      description: this container runs the process that writes and reads in the
storage resource.
      requested_cpu_resources: 1
      cpu_resource_limit: 1
      requested_memory_resources: 4 MB
      memory_resource_limit: 8 MB
      extended_resource_requests:
        - extended_resource:
            dongle: |
              mandatory: "true"
            amount: 2
```

The example assumes that the capability has been registered in the NFVI Platform Capability Registry, e.g.:

Name	dongle
Permitted Value	base
Version	1.0
Type	Generic
Description	dongle accelerator

6.2.70.5 Additional Requirements

None.

6.2.71 toska.datatypes.nfv.Hugepages

6.2.71.1 Description

The Hugepages data type supports the specification of requirements on a particular hugepage size in terms of total memory needs. Table 6.2.71.1-1 specifies the declared names for this data type. These names shall be used as specified in TOSCA-Simple-Profile-YAML-v1.3 [20].

Table 6.2.71.1-1: Type name, shorthand, and URI

Shorthand Name	Hugepages
Type Qualified Name	toscanfv:Hugepages
Type URI	tosca.datatypes.nfv.Hugepages

6.2.71.2 Properties

The properties of the Hugepages data type shall comply with the provisions set out in table 6.2.71.2-1.

Table 6.2.71.2-1: Properties

Name	Required	Type	Constraints	Description
hugepage_size	yes	scalar-unit.size		Specifies the size of the hugepage.
requested_size	yes	scalar-unit.size		Specifies the total size required for all the hugepages of the size indicated by hugepage_size.

6.2.71.3 Definition

The syntax of the Hugepages data type shall comply with the following definition:

```

tosca.datatypes.nfv.Hugepages:
  derived_from: toska.datatypes.Root
  description: Supports the specification of requirements on a particular hugepage
  size in terms of total memory needs.
  properties:
    hugepage_size:
      type: scalar-unit.size
      description: Specifies the size of the hugepage.
      required: true
    requested_size:
      type: scalar-unit.size
      description: Specifies the total size required for all the hugepages of the
  size indicated by hugepage_size.
      required: true

```

6.2.71.4 Examples

The following example shows an entity using a 'huge_pages_resources' property of toska.datatypes.nfv.Hugepages data type to indicate a request of 100 MiB memory to hold hugepages of size 2 MiB, i.e. for 50 pages.

```

<some_tosca_entity>:
  properties:
    huge_pages_resources:
      hugepage_size: 2 MiB
      requested_size: 100 MiB

```

6.2.71.5 Additional Requirements

None.

6.2.72 toska.datatypes.nfv.MaxNumberOfImpactedInstances

6.2.72.1 Description

The MaxNumberOfImpactedInstances data type specifies the maximum number of instances of a given Vdu.Compute node or VnfVirtualLink node that may be impacted simultaneously without impacting the functionality of the group of a given size. These names shall be used as specified in TOSCA-Simple-Profile-YAML-v1.3 [20].

Table 6.2.72.1-1: Type name, shorthand, and URI

Shorthand Name	MaxNumberOfImpactedInstances
Type Qualified Name	toscanfv:MaxNumberOfImpactedInstances
Type URI	tosca.datatypes.nfv.MaxNumberOfImpactedInstances

6.2.72.2 Properties

The properties of the MaxNumberOfImpactedInstances data type shall comply with the provisions set out in table 6.2.72.2-1.

Table 6.2.72.2-1: Properties

Name	Required	Type	Constraints	Description
group_size	no	integer	greater_than: 0	Determines the size of the group for which the max_number_of_impacted_instances is specified. If not present the size is not limited. See notes 1 and 2.
max_number_of_impacted_instances	yes	integer	greater_than: 0	The maximum number of instances that can be impacted simultaneously within the group of the specified size. See notes 1 and 2.
NOTE 1: Each group_size value specified for a group of virtual resources shall be unique, and it shall be possible to form an ascending ordered list of group sizes.				
NOTE 2: The number of instances in the group for which the max_number_of_impacted_instances is specified may be equal to group_size or less. When the number of instances is less than group_size, it shall be at least 1 if this is the first group size in the ordered list of group sizes, or it shall be greater by at least 1 than the previous group size in the ordered list of group sizes.				

6.2.72.3 Definition

The syntax of the MaxNumberOfImpactedInstances data type shall comply with the following definition:

```

tosca.datatypes.nfv.MaxNumberOfImpactedInstances:
  derived_from: tosc.datatypes.Root
  description: Specifies the maximum number of instances of a given Vdu.Compute node
or VnfVirtualLink node that may be impacted simultaneously without impacting the
functionality of the group of a given size.
  properties:
    group_size:
      type: integer
      description: Determines the size of the group for which the
max_number_of_impacted_instances is specified. If not present the size is not limited.
      required: false
      constraints:
        - greater_than: 0
    max_number_of_impacted_instances:
      type: integer
      description: The maximum number of instances that can be impacted
simultaneously within the group of the specified size.
      required: true
      constraints:
        - greater_than: 0

```

6.2.72.4 Examples

None.

6.2.72.5 Additional Requirements

None.

6.2.73 tosca.datatypes.nfv.MinNumberOfPreservedInstances

6.2.73.1 Description

The MinNumberOfPreservedInstances data type specifies the minimum number of instances of a given Vdu.Compute node or VnfVirtualLink node which need to be preserved simultaneously. These names shall be used as specified in TOSCA-Simple-Profile-YAML-v1.3 [20].

Table 6.2.73.1-1: Type name, shorthand, and URI

Shorthand Name	MinNumberOfPreservedInstances
Type Qualified Name	tosca.nfv:MinNumberOfPreservedInstances
Type URI	tosca.datatypes.nfv.MinNumberOfPreservedInstances

6.2.73.2 Properties

The properties of the MinNumberOfPreservedInstances data type shall comply with the provisions set out in table 6.2.73.2-1.

Table 6.2.73.2-1: Properties

Name	Required	Type	Constraints	Description
group_size	no	integer	greater_or_equal: 0	Determines the size of the group for which the min_number_of_preserved_instances is specified. If not present the size is not limited. See notes 1 and 2.
min_number_of_preserved_instances	yes	integer	greater_or_equal: 0	The minimum number of instances which need to be preserved simultaneously within the group of the specified size. See notes 1 and 2.
NOTE 1: Each group_size value specified for a group of virtual resources shall be unique, and it shall be possible to form an ascending ordered list of group sizes.				
NOTE 2: The number of instances in the group for which the min_number_of_preserved_instances is specified may be equal to group_size or less. When the number of instances is less than group_size.				

6.2.73.3 Definition

The syntax of the MinNumberOfPreservedInstances data type shall comply with the following definition:

```
tosca.datatypes.nfv.MinNumberOfPreservedInstances:
  derived_from: tosca.datatypes.Root
  description: Specifies the minimum number of instances of a given Vdu.Compute node
  or VnfVirtualLink node which need to be preserved simultaneously.
  properties:
    group_size:
      type: integer
      description: Determines the size of the group for which the
  min_number_of_preserved_instances is specified. If not present the size is not
  limited.
      required: false
      constraints:
        - greater_than: 0
    min_number_of_preserved_instances:
      type: integer
      description: The minimum number of instances which need to be preserved
  simultaneously within the group of the specified size.
```



```

required: true
constraints:
  - greater_than: 0

```

6.2.73.4 Examples

None.

6.2.73.5 Additional Requirements

None.

6.2.74 `tosca.datatypes.nfv.NfviMaintenanceInfo`

6.2.74.1 Description

The `NfviMaintenanceInfo` data type provides information related to the constraints and rules applicable to virtualised resources and their groups impacted due to NFVI maintenance operations, as defined in ETSI GS NFV-IFA 011 [1]. Table 6.2.74.1-1 specifies the declared names for this data type. These names shall be used as specified in TOSCA-Simple-Profile-YAML-v1.3 [20].

Table 6.2.74.1-1: Type name, shorthand, and URI

Shorthand Name	<code>NfviMaintenanceInfo</code>
Type Qualified Name	<code>toscanfv:NfviMaintenanceInfo</code>
Type URI	<code>tosca.datatypes.nfv.NfviMaintenanceInfo</code>

6.2.74.2 Properties

The properties of the `NfviMaintenanceInfo` data type shall comply with the provisions set out in table 6.2.74.2-1.

Table 6.2.74.2-1: Properties

Name	Required	Type	Constraints	Description
<code>impact_notification_lead_time</code>	yes	scalar-unit.time		Specifies the minimum notification lead time requested for upcoming impact of the virtualised resource or their group (i.e. between the notification and the action causing the impact).
<code>is_impact_mitigation_requested</code>	yes	boolean	default: false	Indicates whether it is requested that at the time of the notification of an upcoming change that is expected to have an impact on the VNF, virtualised resource(s) of the same characteristics as the impacted ones is/are provided to compensate for the impact (TRUE) or not (FALSE).
<code>supported_migration_type</code>	no	list of string	valid values: <code>no_migration</code> , <code>offline_migration</code> , <code>live_migration</code>	Specifies the allowed migration types in the order of preference in case of an impact starting with the most preferred type. It is applicable to the <code>Vdu.Compute</code> node and to the <code>VirtualBlockStorage</code> , <code>VirtualObjectStorage</code> and <code>VirtualFileStorage</code> nodes. See note 1.

Name	Required	Type	Constraints	Description
max_undetectable_interruption_time	no	scalar-unit.time		Specifies the maximum interruption time that can go undetected at the VNF level and therefore which will not trigger VNF-internal recovery during live migration. It is applicable to the Vdu.Compute node and to the VirtualBlockStorage, VirtualObjectStorage and VirtualFileStorage nodes. See note 1.
min_recovery_time_between_impacts	no	scalar-unit.time		Specifies the time required by the group to recover from an impact, thus, the minimum time requested between consecutive impacts of the group. See note 2.
max_number_of_impacted_instances	no	list of tosc.datatypes.nfv.MaxNumberOfImpactedInstances		Specifies for different group sizes the maximum number of instances that can be impacted simultaneously within the group of virtualised resources without losing functionality. See notes 2 and 3.
min_number_of_preserved_instances	no	list of tosc.datatypes.nfv.MinNumberOfPreservedInstances		Specifies for different group sizes the minimum number of instances which need to be preserved simultaneously within the group of virtualised resources. See notes 2 and 3.
<p>NOTE 1: When the max_undetectable_interruption_time is specified it constrains the live migration. If it cannot be guaranteed on an NFVI that the interruption caused by the live migration will be less than the indicated maximum undetectable interruption time, then life migration should be downgraded according to the order of preference.</p> <p>NOTE 2: Impacts to instances of the group happening within the min_recovery_time_between_impacts are considered simultaneous impacts.</p> <p>NOTE 3: Either "max_number_of_impacted_instances" or "min_number_of_preserved_instances" may be provided, but not both.</p>				

6.2.74.3 Definition

The syntax of the NfviMaintenanceInfo data type shall comply with the following definition:

```

tosca.datatypes.nfv.NfviMaintenanceInfo:
  derived_from: tosc.datatypes.Root
  description: Provides information related to the constraints and rules applicable
to virtualised resources and their groups impacted due to NFVI maintenance operations
  properties:
    impact_notification_lead_time:
      type: scalar-unit.time
      description: Specifies the minimum notification lead time requested for
upcoming impact of the virtualised resource or their group (i.e. between the
notification and the action causing the impact).
      required: true
    is_impact_mitigation_requested:
      type: boolean
      description: Indicates whether it is requested that at the time of the
notification of an upcoming change that is expected to have an impact on the VNF,
virtualised resource(s) of the same characteristics as the impacted ones is/are
provided to compensate for the impact (TRUE) or not (FALSE).
      required: true
      default: false
    supported_migration_type:
      type: list
      description: Specifies the allowed migration types in the order of preference
in case of an impact starting with the most preferred type. It is applicable to the
Vdu.Compute node and to the VirtualBlockStorage, VirtualObjectStorage and
VirtualFileStorage nodes.
      required: false

```

```

entry_schema:
  type: string
  constraints:
    - valid_values: [ no_migration, offline_migration, live_migration ]
max_undetectable_interruption_time:
  type: scalar-unit.time
  description: Specifies the maximum interruption time that can go undetected at
the VNF level and therefore which will not trigger VNF-internal recovery during live
migration. It is applicable to the Vdu.Compute node and to the VirtualBlockStorage,
VirtualObjectStorage and VirtualFileStorage nodes.
  required: false
min_recovery_time_between_impacts:
  type: scalar-unit.time
  description: Specifies the time required by the group to recover from an
impact, thus, the minimum time requested between consecutive impacts of the group..
  required: false
max_number_of_impacted_instances:
  type: list
  description: Specifies for different group sizes the maximum number of
instances that can be impacted simultaneously within the group of virtualised
resources without losing functionality.
  required: false
  entry_schema:
    type: tosca.datatypes.nfv.MaxNumberOfImpactedInstances
min_number_of_preserved_instances:
  type: list
  description: Specifies for different group sizes the minimum number of
instances which need to be preserved simultaneously within the group of virtualised
resources.
  required: false
  entry_schema:
    type: tosca.datatypes.nfv.MinNumberOfPreservedInstances

```

6.2.74.4 Examples

None.

6.2.74.5 Additional Requirements

None.

6.2.75 tosca.datatypes.nfv.MciIdentificationData

6.2.75.1 Description

The MciIdentificationData data type contains data needed to identify an MCIO when interworking with the CISM, as defined in ETSI GS NFV-IFA 011 [1]. Table 6.2.75.1-1 specifies the declared names for this data type. These names shall be used as specified in TOSCA-Simple-Profile-YAML-v1.3 [20].

Table 6.2.75.1-1: Type name, shorthand and URI

Shorthand Name	MciIdentificationData
Type Qualified Name	toscanfv: MciIdentificationData
Type URI	tosca.datatypes.nfv.MciIdentificationData

6.2.75.2 Properties

The properties of the McioIdentificationData data type shall comply with the provisions set out in table 6.2.75.2-1.

Table 6.2.75.2-1: Properties

Name	Required	Type	Constraints	Description
name	yes	String		The name of the mcio. See note 1.
type	yes	String	Valid values: See YAML definition constraints	The type of the mcio. See note 2.
NOTE 1: When the container infrastructure service is a Kubernetes® instance it is the value of the 'metadata.name' field in Kubernetes® manifest.				
NOTE 2: When the container infrastructure service is a Kubernetes® instance it is the value of the 'kind' field in Kubernetes® manifest.				

6.2.75.3 Definition

The syntax of the McioIdentificationData data type shall comply with the following definition:

```
tosca.datatypes.nfv.McioIdentificationData:
  derived_from: toasca.datatypes.Root
  description: contains data needed to identify an MCIO when interworking with the
  CISM.
  properties:
    name:
      type: string
      description: The name of the mcio.
      required: true
    type:
      type: string
      description: The type of the mcio.
      required: true
      constraints:
        - valid_values: [ Deployment, StatefulSet ] #Name capitalized as in k8s
```

6.2.75.4 Examples

None.

6.2.75.5 Additional Requirements

None.

6.2.76 toasca.datatypes.nfv.VipCpLevel

6.2.76.1 Description

The VipCpLevel data type indicates for a given VipCp in a given level the number of instances to deploy. Table 6.2.76.1-1 specifies the declared names for this data type. These names shall be used as specified in TOSCA-Simple-Profile-YAML-v1.3 [20].

Table 6.2.76.1-1: Type name, shorthand and URI

Shorthand Name	VipCpLevel
Type Qualified Name	toscanfv:VipCpLevel
Type URI	tosca.datatypes.nfv.VipCpLevel

6.2.76.2 Properties

The properties of the VipCpLevel data type shall comply with the provisions set out in table 6.2.76.2-1.

Table 6.2.76.2-1: Properties

Name	Required	Type	Constraints	Description
number_of_instances	yes	integer	greater_or_equal: 0	Number of instances of VipCp based on the referenced VipCp node template to deploy for an instantiation level or for a scaling delta.

6.2.76.3 Definition

The syntax of the VipCpLevel data type shall comply with the following definition:

```

tosca.datatypes.nfv.VipCpLevel:
  derived_from: toska.datatypes.Root
  description: Indicates for a given VipCp in a given level the number of instances
to deploy
  properties:
    number_of_instances:
      type: integer
      description: Number of instances of VipCp based on the referenced VipCp node
template to deploy for an instantiation level or for a scaling delta.
      required: true
      constraints:
        - greater_or_equal: 0

```

6.2.76.4 Examples

None.

6.2.76.5 Additional Requirements

None.

6.2.77 toska.datatypes.nfv.ServiceData

6.2.77.1 Description

The ServiceData data type indicates the service matching information exposed by the VirtualCp. Table 6.2.77.1-1 specifies the declared names for this data type. These names shall be used as specified in TOSCA-Simple-Profile-YAML-v1.3 [20].

Table 6.2.77.1-1: Type name, shorthand and URI

Shorthand Name	ServiceData
Type Qualified Name	toscanfv:ServiceData
Type URI	tosca.datatypes.nfv.ServiceData

6.2.77.2 Properties

The properties of the ServiceData data type shall comply with the provisions set out in table 6.2.77.2-1.

Table 6.2.77.2-1: Properties

Name	Required	Type	Constraints	Description
host	no	string	String values shall comply with IETF RFC 3986 [8]	Corresponds to the fully qualified domain name of a network host as defined by IETF RFC 3986 [8]. See note.
path	no	List of string	String values shall comply with IETF RFC 3986 [8]	Corresponds to the path component of a URI, as per IETF RFC 3986 [8]. See note.

NOTE: Either "host" or "path" shall be present.

6.2.77.3 Definition

The syntax of the ServiceData data type shall comply with the following definition:

```

tosca.datatypes.nfv.ServiceData:
  derived_from: toasca.datatypes.Root
  description: Indicates the service matching information exposed by the VirtualCp
  properties:
    host:
      type: string # shall comply with IETF RFC 3986
      description: Corresponds to the fully qualified domain name of a network host
      required: false
    path:
      type: list
      description: path component of a URI.
      required: false
  entry_schema:
    type: string # shall comply with IETF RFC 3986

```

6.2.77.4 Examples

None.

6.2.77.5 Additional Requirements

None.

6.3 Artifact Types

6.3.1 toasca.artifacts.nfv.SwImage

6.3.1.1 Description

The SwImage artifact describes the software image which is directly loaded on the virtualisation container realizing of the VDU or is to be loaded on a virtual storage resource, as defined in ETSI GS NFV-IFA 011 [1]. Table 6.3.1.1-1 specifies the declared names for this data type. These names shall be used as specified in TOSCA-Simple-Profile-YAML-v1.3 [20].

Table 6.3.1.1-1: Type name, shorthand, and URI

Shorthand Name	SwImage
Type Qualified Name	toscanfv:SwImage
Type URI	tosca.artifacts.nfv.SwImage

6.3.1.2 Properties

The properties of the SwImage artifacts type shall comply with the provisions set out in table 6.3.1.2-1.

Table 6.3.1.2-1: Properties

Name	Required	Type	Constraints	Description
name	yes	string		Name of this software image.
version	yes	string		Version of this software image.
provider	no	string		Provider of this software image.
checksum	no	tosca.data types.nfv. Checksum Data		Checksum of the software image file. See note 5.
container_format	yes	string	Valid values: See YAML definition constraints	The container format describes the container file format in which software image is provided. Description of valid values: aki: a kernel image ami: a machine image ari: a ramdisk image bare: the image does not have a container or metadata envelope docker: docker container format ova: OVF package in a tarfile ovf: OVF container format Future versions of the present document may extend the list of possible values. See note 1.
disk_format	no	string	Valid values: See YAML definition constraints	The disk format of a software image is the format of the underlying disk image. Description of valid values: aki: a kernel image ami: a machine image ari: a ramdisk image iso: an archive format for the data contents of an optical disc, such as CD-ROM qcow2: a common disk image format, which can expand dynamically and supports copy on write raw: an unstructured disk image format vdi: a common disk image format vhd: a common disk image format vhdx: enhanced version of VHD format vmdk: a common disk image format Future versions of the present document may extend the list of possible values. See note 2 and note 3.
min_disk	no	scalar- unit.size	greater_or_eq ual: 0 B	The minimal disk size requirement for this software image. See note 3.
min_ram	no	scalar- unit.size	greater_or_eq ual: 0 B	The minimal RAM requirement for this software image. See note 4.
size	no	scalar- unit.size		The size of this software image. See note 5.
operating_system	no	string		Identifies the operating system used in the software image.
supported_virtualisation_environments	no	list of string		Identifies the virtualisation environments (e.g. hypervisor) compatible with this software image.

Name	Required	Type	Constraints	Description
NOTE 1:				The list of permitted values was taken from "Container formats" in [i.12].
NOTE 2:				The list of permitted values was adapted from "Disk formats" in [i.12].
NOTE 3:				This property shall be present when the SwImage artifact is contained in a Node template of type <code>tosca.nodes.nfv.Vdu.Compute</code> or <code>tosca.nodes.nfv.Vdu.VirtualBlockStorage</code> , and shall be absent otherwise.
NOTE 4:				This property may be present when the SwImage artifact is contained in a Node template of type <code>tosca.nodes.nfv.Vdu.Compute</code> or <code>tosca.nodes.nfv.Vdu.VirtualBlockStorage</code> , and shall be absent otherwise.
NOTE 5:				This property shall be present when the SwImage artifact is contained in a Node template of type <code>tosca.nodes.nfv.Vdu.Compute</code> or <code>tosca.nodes.nfv.Vdu.VirtualBlockStorage</code> and may be absent otherwise.

6.3.1.3 Definition

```

tosca.artifacts.nfv.SwImage:
  derived_from: toska.artifacts.Deployment.Image
  description: describes the software image which is directly loaded on the
virtualisation container realizing of the VDU or is to be loaded on a virtual storage
resource
  properties:
    name:
      type: string
      description: Name of this software image
      required: true
    version:
      type: string
      description: Version of this software image
      required: true
    provider:
      type: string
      description: Provider of this software image
      required: false
    checksum:
      type: toska.datatypes.nfv.ChecksumData
      description: Checksum of the software image file
      required: false
    container_format:
      type: string
      description: The container format describes the container file format in which
software image is provided
      required: true
      constraints:
        - valid_values: [ aki, ami, ari, bare, docker, ova, ovf ]
    disk_format:
      type: string
      description: The disk format of a software image is the format of the
underlying disk image
      required: false
      constraints:
        - valid_values: [ aki, ami, ari, iso, qcow2, raw, vdi, vhd, vhdx, vmdk ]
    min_disk:
      type: scalar-unit.size # Number
      description: The minimal disk size requirement for this software image
      required: false
      constraints:
        - greater_or_equal: 0 B
    min_ram:
      type: scalar-unit.size # Number
      description: The minimal RAM requirement for this software image
      required: false
      constraints:
        - greater_or_equal: 0 B

```



```

size:
  type: scalar-unit.size # Number
  description: The size of this software image
  required: false
operating_system:
  type: string
  description: Identifies the operating system used in the software image
  required: false
supported_virtualisation_environments:
  type: list
  description: Identifies the virtualisation environments (e.g. hypervisor)
compatible with this software image
  required: false
entry_schema:
  type: string

```

6.3.2 `tosca.artifacts.Implementation.nfv.Mistral`

6.3.2.1 Description

This artifact type represents a Mistral file that contains Mistral language [i.7] constructs that can be executed within a Mistral workbook. Support of this type is optional.

Table 6.3.2.1-1: Type name, shorthand, and URI

Shorthand Name	Mistral
Type Qualified Name	toscanfv:Mistral
Type URI	tosca.artifacts.Implementation.nfv.Mistral
derived_from	tosca.artifacts.Implementation

6.3.2.2 Definition

The syntax of the Mistral artifact type shall comply with the following definition:

```

tosca.artifacts.Implementation.nfv.Mistral:
  derived_from: toscanfv.Implementation
  description: artifacts for Mistral workflows
  mime_type: application/x-yaml
  file_ext: [ yaml ]

```

6.3.3 `tosca.artifacts.nfv.HelmChart`

6.3.3.1 Description

The HelmChart artifact is a file containing a Helm™ chart [23].

Table 6.3.3.1-1 specifies the declared names for this data type. These names shall be used as specified in TOSCA-Simple-Profile-YAML-v1.3 [20].

Whether the Helm chart contains custom resource definitions is out of scope of the present document.

Table 6.3.3.1-1: Type name, shorthand, and URI

Shorthand Name	HelmChart
Type Qualified Name	toscanfv:HelmChart
Type URI	tosca.artifacts.nfv.HelmChart

6.3.3.2 Properties

None.

6.3.3.3 Description

```
tosca.artifacts.nfv.HelmChart:
  derived_from: toska.artifacts.File
  description: describes the Helm chart artifact.
  file_ext: [ tar, tar.gz, tgz ]
```

6.4 Capability Types

6.4.1 toska.capabilities.nfv.VirtualBindable

6.4.1.1 Description

The VirtualBindable capability indicates that the node that includes it can be pointed by a toska.relationships.nfv.VirtualBindsTo relationship type which is used to model the VduHasCpd association illustrated in ETSI GS NFV-IFA 011 [1]. Table 6.4.1.1-1 specifies the declared names for this data type. These names shall be used as specified in TOSCA-Simple-Profile-YAML-v1.3 [20].

Table 6.4.1.1-1: Type name, shorthand, and URI

Shorthand Name	VirtualBindable
Type Qualified Name	toscanfv:VirtualBindable
Type URI	tosca.capabilities.nfv.VirtualBindable

6.4.1.2 Properties

None.

6.4.1.3 Definition

The syntax of the VirtualBindable capability type shall comply with the following definition:

```
tosca.capabilities.nfv.VirtualBindable:
  derived_from: toska.capabilities.Node
  description: Indicates that the node that includes it can be pointed by a
  toska.relationships.nfv.VirtualBindsTo relationship type which is used to model the
  VduHasCpd association
```

6.4.2 toska.capabilities.nfv.VirtualLinkable

6.4.2.1 Description

The VirtualLinkable capability type is defined in clause 9.4.1 of the present document.

6.4.3 `tosca.capabilities.nfv.VirtualCompute`

6.4.3.1 Description

The `VirtualCompute` capability type describes the capabilities related to virtual compute resources, as defined in ETSI GS NFV-IFA 011 [1]. Table 6.4.3.1-1 specifies the declared names for this capability type. These names shall be used as specified in TOSCA-Simple-Profile-YAML-v1.3 [20].

Table 6.4.3.1-1: Type name, shorthand, and URI

Shorthand Name	<code>VirtualCompute</code>
Type Qualified Name	<code>toscanfv:VirtualCompute</code>
Type URI	<code>tosca.capabilities.nfv.VirtualCompute</code>

6.4.3.2 Properties

The properties of the `VirtualCompute` capability type shall comply with the provisions set out in table 6.4.3.2-1.

Table 6.4.3.2-1: Properties

Name	Required	Type	Constraints	Description
<code>logical_node</code>	no	map of <code>tosca.datatypes.nfv.LogicalNodeData</code>		The Logical Node requirements.
<code>request_additional_capabilities</code>	no	map of <code>tosca.datatypes.nfv.RequestedAdditionalCapability</code>		Describes additional capability for a particular VDU.
<code>compute_requirements</code>	no	map of string		Describes compute requirements.
<code>virtual_memory</code>	yes	<code>tosca.datatypes.nfv.VirtualMemory</code>		Describes virtual memory of the virtualised compute.
<code>virtual_cpu</code>	yes	<code>tosca.datatypes.nfv.VirtualCpu</code>		Describes virtual CPU(s) of the virtualised compute.
<code>virtual_local_storage</code>	no	list of <code>tosca.datatypes.nfv.VirtualBlockStorageData</code>		A list of virtual system disks created and destroyed as part of the VM lifecycle.

6.4.3.3 Definition

The syntax of the `VirtualCompute` capability type shall comply with the following definition:

```
tosca.capabilities.nfv.VirtualCompute:
  derived_from: tosca.capabilities.Node
  description: Describes the capabilities related to virtual compute resources
  properties:
    logical_node:
      type: map
      description: Describes the Logical Node requirements
      required: false
      entry_schema:
        type: tosca.datatypes.nfv.LogicalNodeData
    requested_additional_capabilities:
      type: map
      description: Describes additional capability for a particular VDU
```

```

    required: false
    entry_schema:
      type: toska.datatypes.nfv.RequestedAdditionalCapability
  compute_requirements:
    type: map
    required: false
    entry_schema:
      type: string
  virtual_memory:
    type: toska.datatypes.nfv.VirtualMemory
    description: Describes virtual memory of the virtualised compute
    required: true
  virtual_cpu:
    type: toska.datatypes.nfv.VirtualCpu
    description: Describes virtual CPU(s) of the virtualised compute
    required: true
  virtual_local_storage:
    type: list
    description: A list of virtual system disks created and destroyed as part of
the VM lifecycle
    required: false
    entry_schema:
      type: toska.datatypes.nfv.VirtualBlockStorageData
      description: virtual system disk definition

```

6.4.4 toska.capabilities.nfv.VirtualStorage

6.4.4.1 Description

The VirtualStorage capability indicates that the node that includes it can be pointed by a toska.relationships.nfv.AttachesTo relationship type which is used to model the VduHasVirtualStorageDesc association illustrated in ETSI GS NFV-IFA 011 [1]. Table 6.4.4.1-1 specifies the declared names for this capability type. These names shall be used as specified in TOSCA-Simple-Profile-YAML-v1.3 [20].

Table 6.4.4.1-1: Type name, shorthand, and URI

Shorthand Name	VirtualStorage
Type Qualified Name	toscanfv:VirtualStorage
Type URI	tosca.capabilities.nfv.VirtualStorage

6.4.4.2 Definition

The syntax of the VirtualStorage capability type shall comply with the following definition:

```

tosca.capabilities.nfv.VirtualStorage:
  derived_from: toska.capabilities.Root
  description: Describes the attachment capabilities related to Vdu.Storage

```

6.4.5 toska.capabilities.nfv.TrunkBindable

6.4.5.1 Description

The TrunkBindable capability indicates that the VduCp node that includes it can be pointed by a toska.relationships.nfv.TrunkBindsTo relationship type which is used to model the trunkPortTopology illustrated in ETSI GS NFV-IFA 011 [1]. Table 6.4.5.1-1 specifies the declared names for this data type. These names shall be used as specified in TOSCA-Simple-Profile-YAML-v1.3 [20].

Table 6.4.5.1-1: Type name, shorthand, and URI

Shorthand Name	TrunkBindable
Type Qualified Name	toscanfv:TrunkBindable
Type URI	tosca.capabilities.nfv.TrunkBindable

6.4.5.2 Properties

None.

6.4.5.3 Definition

The syntax of the TrunkBindable capability type shall comply with the following definition:

```
tosca.capabilities.nfv.TrunkBindable:
  derived_from: toasca.capabilities.Node
  description: Indicates that the node that includes it can be pointed by a
tosca.relationships.nfv.TrunkBindsTo relationship type which is used to model the
trunkPortTopology.
```

6.4.6 toasca.capabilities.nfv.ContainerDeployable

6.4.6.1 Description

A node type that includes the ContainerDeployable capability indicates that it can be pointed by toasca.relationships.nfv.DeploysTo relationship type, which is used to model the grouping of Vdu.OsContainers into a Vdu.OsContainerDeployableUnit. Table 6.4.6.1-1 specifies the declared names for this capability type. These names shall be used as specified in TOSCA-Simple-Profile-YAML-v1.3 [20].

Table 6.4.6.1-1: Type name, shorthand, and URI

Shorthand Name	ContainerDeployable
Type Qualified Name	toscanfv:ContainerDeployable
Type URI	tosca.capabilities.nfv.ContainerDeployable

6.4.6.2 Properties

None.

6.4.6.3 Definition

The syntax of the ContainerDeployable capability type shall comply with the following definition:

```
tosca.capabilities.nfv.ContainerDeployable:
  derived_from: toasca.capabilities.Node
  description: A node type that includes the ContainerDeployable capability
indicates that it can be pointed by toasca.relationships.nfv.DeploysTo relationship
type
```

6.4.7 `tosca.capabilities.nfv.AssociableVdu`

6.4.7.1 Description

The `AssociableVdu` capability indicates that the node that includes it can be pointed by a `tosca.relationships.nfv.MciopAssociates` relationship type which is used to model the `associatedVdu` property of the `MciopProfile` information element defined in ETSI GS NFV-IFA 011 [1]. Table 6.4.7.1-1 specifies the declared names for this data type. These names shall be used as specified in TOSCA-Simple-Profile-YAML-v1.3 [20].

Table 6.4.7.1-1: Type name, shorthand, and URI

Shorthand Name	<code>AssociableVdu</code>
Type Qualified Name	<code>toscanfv:AssociableVdu</code>
Type URI	<code>tosca.capabilities.nfv.AssociableVdu</code>

6.4.7.2 Properties

None.

6.4.7.3 Definition

The syntax of the `AssociableVdu` capability type shall comply with the following definition:

```
tosca.capabilities.nfv.AssociableVdu:
  derived_from: toasca.capabilities.Node
  description: Indicates that the node that includes it can be pointed by a
tosca.relationships.nfv.MciopAssociates relationship type which is used to model the
associatedVdu property of the MciopProfile information element defined in ETSI GS
NFV-IFA 011.
```

6.5 Requirement Types

None.

6.6 Relationship Types

6.6.1 `tosca.relationships.nfv.VirtualBindsTo`

6.6.1.1 Description

This relationship type represents an association between `Vdu.Compute` or `Vdu.OsContainerDeployableUnit` and `VduCp` node types. Table 6.6.1.1-1 specifies the declared names for this relationship type. These names shall be used as specified in TOSCA-Simple-Profile-YAML-v1.3 [20].

Table 6.6.1.1-1: Type name, shorthand, and URI

Shorthand Name	<code>VirtualBindsTo</code>
Type Qualified Name	<code>toscanfv:VirtualBindsTo</code>
Type URI	<code>tosca.relationships.nfv.VirtualBindsTo</code>

6.6.1.2 Properties

None.

6.6.1.3 Definition

The syntax of the VirtualBindsTo relationship type shall comply with the following definition:

```
tosca.relationships.nfv.VirtualBindsTo:
  derived_from: toasca.relationships.DependsOn
  description: Represents an association relationship between Vdu.Compute or
Vdu.OsContainerDeployableUnit and VduCp node types
  valid_target_types: [ toasca.capabilities.nfv.VirtualBindable ]
```

6.6.2 toasca.relationships.nfv.VirtualLinksTo

6.6.2.1 Description

The VirtualLinksTo relationship type is defined in clause 9.6.1 of the present document representing an association relationship between a VduCp and a VnfVirtualLink node type or a VnfExtCp and a VnfVirtualLink node type.

6.6.3 toasca.relationships.nfv.AttachesTo

6.6.3.1 Description

This relationship type represents an association between the Vdu.Compute or Vdu.OsContainerDeployableUnit and one of the following node types: Vdu.VirtualBlockStorage, Vdu.VirtualObjectStorage or Vdu.VirtualFileStorage. Table 6.6.3.1-1 specifies the declared names for this relationship type. These names shall be used as specified in TOSCA-Simple-Profile-YAML-v1.3 [20].

Table 6.6.3.1-1: Type name, shorthand, and URI

Shorthand Name	AttachesTo
Type Qualified Name	toscanfv:AttachesTo
Type URI	tosca.relationships.nfv.AttachesTo

6.6.3.2 Properties

None.

6.6.3.3 Definition

The syntax of the AttachesTo relationship type shall comply with the following definition:

```
tosca.relationships.nfv.AttachesTo:
  derived_from: toasca.relationships.Root
  description: Represents an association relationship between the Vdu.Compute or
Vdu.OsContainerDeployableUnit and one of the node types, Vdu.VirtualBlockStorage,
Vdu.VirtualObjectStorage or Vdu.VirtualFileStorage
  valid_target_types: [ toasca.capabilities.nfv.VirtualStorage ]
```

6.6.4 toasca.relationships.nfv.TrunkBindsTo

6.6.4.1 Description

This relationship type represents an association between a VduCp node used as a trunk port and other VduSubCp nodes used as subports of the same trunk. Table 6.6.4.1-1 specifies the declared names for this relationship type. These names shall be used as specified in TOSCA-Simple-Profile-YAML-v1.3 [20].

Table 6.6.4.1-1: Type name, shorthand, and URI

Shorthand Name	TrunkBindsTo
Type Qualified Name	toscanfv: TrunkBindsTo
Type URI	tosca.relationships.nfv.TrunkBindsTo

6.6.4.2 Properties

None.

6.6.4.3 Definition

The syntax of the TrunkBindsTo relationship type shall comply with the following definition:

```
tosca.relationships.nfv.TrunkBindsTo:
  derived_from: toasca.relationships.DependsOn
  description: Represents the association relationship between a VduCp node used as
  a trunk port and other VduSubCp nodes used as subports of the same trunk.
  valid_target_types: [ toasca.capabilities.nfv.TrunkBindable ]
```

6.6.5 toasca.relationships.nfv.DeploysTo

6.6.5.1 Description

This relationship type represents an association between Vdu.OsContainerDeployableUnit and Vdu.OsContainer node types. These names shall be used as specified in TOSCA-Simple-Profile-YAML-v1.3 [20].

Table 6.6.5.1-1: Type name, shorthand, and URI

Shorthand Name	DeploysTo
Type Qualified Name	toscanfv: DeploysTo
Type URI	tosca.relationships.nfv.DeploysTo

6.6.5.2 Properties

None.

6.6.5.3 Definition

The syntax of the DeploysTo relationship type shall comply with the following definition:

```
tosca.relationships.nfv.DeploysTo:
  derived_from: toasca.relationships.DependsOn
  description: Represents an association relationship between
  Vdu.OsContainerDeployableUnit and Vdu.OsContainer node types
  valid_target_types: [ toasca.capabilities.nfv.ContainerDeployable ]
```

6.6.6 toasca.relationships.nfv.MciopAssociates

6.6.6.1 Description

This relationship type represents an association between Mciop and Vdu.OsContainerDeployableUnit node types. Table 6.6.6.1-1 specifies the declared names for this relationship type. These names shall be used as specified in TOSCA-Simple-Profile-YAML-v1.3 [20].

Table 6.6.6.1-1: Type name, shorthand, and URI

Shorthand Name	MciopAssociates
Type Qualified Name	toscanfv:MciopAssociates
Type URI	tosca.relationships.nfv.MciopAssociates

6.6.6.2 Properties

None.

6.6.6.3 Definition

The syntax of the MciopAssociates relationship type shall comply with the following definition:

```
tosca.relationships.nfv.MciopAssociates:
  derived_from: toasca.relationships.DependsOn
  description: Represents an association relationship between Mciop and
  Vdu.OsContainerDeployableUnit node types
  valid_target_types: [ toasca.capabilities.nfv.AssociableVdu ]
```

6.7 Interface Types

6.7.1 toasca.interfaces.nfv.Vnflcm

6.7.1.1 Description

The toasca.interfaces.nfv.Vnflcm contains a set of TOSCA operations corresponding to the following VNF LCM operations defined in ETSI GS NFV-IFA 007 [i.1]:

- Instantiate VNF
- Terminate VNF
- Modify VNF information
- Change VNF Flavour
- Change External VNF Connectivity
- Operate VNF
- Heal VNF
- Scale VNF
- Scale VNF To Level
- Create VNF Snapshot
- Revert to VNF Snapshot
- Change VNF current package

In addition, the VNFM shall also support TOSCA operations corresponding to preamble and postamble to the execution of the base operation. The name of these operations is constructed according to the following pattern:

- <base_operation_name>_start for a preamble
- <base_operation_name>_end for a postamble

The designations ("_start", "_end") in the name of TOSCA operations are postfixes so that related operations are adjacent in an alphabetical listing.

The `tosca.interfaces.nfv.Vnflcm` also contains a set of TOSCA notifications corresponding to the following VNF LCM operations defined in ETSI GS NFV-IFA 007 [i.1]:

- Change VNF current package

In addition, the VNFM shall also support TOSCA notifications corresponding to preamble and postamble to the base notification. The name of these notifications is constructed according to the following pattern:

- `<base_notification_name>_start` for a preamble
- `<base_notification_name>_end` for a postamble

Table 6.7.1.1-1 specifies the declared names for this interface type. These names shall be used as specified in TOSCA-Simple-Profile-YAML-v1.3 [20].

Table 6.7.1.1-1: Type name, shorthand, and URI

Shorthand Name	Vnflcm
Type Qualified Name	toscanfv:Vnflcm
Type URI	tosca.interfaces.nfv.Vnflcm

6.7.1.2 Definition

The syntax of the `Vnflcm` interface type shall comply with the following definition:

```
tosca.interfaces.nfv.Vnflcm:
  derived_from: toska.interfaces.Root
  description: This interface encompasses a set of TOSCA operations corresponding to
the VNF LCM operations defined in ETSI GS NFV-IFA 007 as well as to preamble and
postamble procedures to the execution of the VNF LCM operations.
  operations:
    instantiate:
      description: Invoked upon receipt of an Instantiate VNF request
    inputs:
      additional_parameters:
        type: toska.datatypes.nfv.VnfOperationAdditionalParameters
        required: false
        # derived types are expected to introduce additional_parameters with its
        # type derived from toska.datatypes.nfv.VnfOperationAdditionalParameters
    instantiate_start:
      description: Invoked before instantiate
    instantiate_end:
      description: Invoked after instantiate
    terminate:
      description: Invoked upon receipt Terminate VNF request
    inputs:
      additional_parameters:
        type: toska.datatypes.nfv.VnfOperationAdditionalParameters
        required: false
        # derived types are expected to introduce additional_parameters with its
        # type derived from toska.datatypes.nfv.VnfOperationAdditionalParameters
    terminate_start:
      description: Invoked before terminate
    terminate_end:
      description: Invoked after terminate
    modify_information:
      description: Invoked upon receipt of a Modify VNF Information request
    modify_information_start:
      description: Invoked before modify_information
    modify_information_end:
      description: Invoked after modify_information
```

```

change_flavour:
  description: Invoked upon receipt of a Change VNF Flavour request
  inputs:
    additional_parameters:
      type: toasca.datatypes.nfv.VnfOperationAdditionalParameters
      required: false
      # derived types are expected to introduce additional_parameters with its
      # type derived from toasca.datatypes.nfv.VnfOperationAdditionalParameters
change_flavour_start:
  description: Invoked before change_flavour
change_flavour_end:
  description: Invoked after change_flavour
change_external_connectivity:
  description: Invoked upon receipt of a Change External VNF Connectivity
request
  inputs:
    additional_parameters:
      type: toasca.datatypes.nfv.VnfOperationAdditionalParameters
      required: false
      # derived types are expected to introduce additional_parameters with its
      # type derived from toasca.datatypes.nfv.VnfOperationAdditionalParameters
change_external_connectivity_start:
  description: Invoked before change_external_connectivity
change_external_connectivity_end:
  description: Invoked after change_external_connectivity
operate:
  description: Invoked upon receipt of an Operate VNF request
  inputs:
    additional_parameters:
      type: toasca.datatypes.nfv.VnfOperationAdditionalParameters
      required: false
      # derived types are expected to introduce additional_parameters with its
      # type derived from toasca.datatypes.nfv.VnfOperationAdditionalParameters
operate_start:
  description: Invoked before operate
operate_end:
  description: Invoked after operate
heal:
  description: Invoked upon receipt of a Heal VNF request
  inputs:
    additional_parameters:
      type: toasca.datatypes.nfv.VnfOperationAdditionalParameters
      required: false
      # derived types are expected to introduce additional_parameters with its
      # type derived from toasca.datatypes.nfv.VnfOperationAdditionalParameters
    cause:
      type: string
      description: Indicates the reason why a healing procedure is required.
      required: false
    vnfc_instance_ids:
      type: list
      entry_schema:
        type: string
        description: List of VNFC instances requiring a healing action.
        required: false
heal_start:
  description: Invoked before heal
heal_end:
  description: Invoked after heal
scale:
  description: Invoked upon receipt of a Scale VNF request

```

```

inputs:
  additional_parameters:
    type: toasca.datatypes.nfv.VnfOperationAdditionalParameters
    required: false
  # derived types are expected to introduce additional_parameters with its
  # type derived from toasca.datatypes.nfv.VnfOperationAdditionalParameters
  type:
    type: string
    description: Indicates the type of the scale operation requested.
    required: false
    constraints:
      - valid_values: [ scale_out, scale_in ]
  aspect:
    type: string
    description: Identifier of the scaling aspect.
    required: false
  number_of_steps:
    type: integer
    description: Number of scaling steps to be executed.
    required: true
    constraints:
      - greater_than: 0
    default: 1
  scale_start:
    description: Invoked before scale
  scale_end:
    description: Invoked after scale
  scale_to_level:
    description: Invoked upon receipt of a Scale VNF to Level request
  inputs:
    additional_parameters:
      type: toasca.datatypes.nfv.VnfOperationAdditionalParameters
      required: false
    # derived types are expected to introduce additional_parameters with its
    # type derived from toasca.datatypes.nfv.VnfOperationAdditionalParameters
    instantiation_level:
      type: string
      description: Identifier of the target instantiation level of the current
deployment flavour to which the VNF is requested to be scaled. Either
instantiation_level or scale_info shall be provided.
      required: false
    scale_info:
      type: map # key: aspectId
      description: For each scaling aspect of the current deployment flavour,
indicates the target scale level to which the VNF is to be scaled. Either
instantiation_level or scale_info shall be provided.
      required: false
      entry_schema:
        type: toasca.datatypes.nfv.ScaleInfo
  scale_to_level_start:
    description: Invoked before scale_to_level
  scale_to_level_end:
    description: Invoked after scale_to_level
  create_snapshot:
    description: Invoked upon receipt of a Create VNF snapshot request
  inputs:
    additional_parameters:
      type: toasca.datatypes.nfv.VnfOperationAdditionalParameters
      required: false
    # derived types are expected to introduce additional_parameters with its
    # type derived from toasca.datatypes.nfv.VnfOperationAdditionalParameters

```

```

create_snapshot_start:
  description: Invoked before create_snapshot
create_snapshot_end:
  description: Invoked after create_snapshot
revert_to_snapshot:
  description: Invoked upon receipt of a Revert to VNF snapshot request
  inputs:
    additional_parameters:
      type: tosca.datatypes.nfv.VnfOperationAdditionalParameters
      required: false
      # derived types are expected to introduce additional_parameters with its
      # type derived from tosca.datatypes.nfv.VnfOperationAdditionalParameters
revert_to_snapshot_start:
  description: Invoked before revert_to_snapshot
revert_to_snapshot_end:
  description: Invoked after revert_to_snapshot
change_current_package:
  description: Invoked by tosca.policies.nfv.VnfPackageChange
  inputs:
    additional_parameters:
      type: tosca.datatypes.nfv.VnfOperationAdditionalParameters
      required: false
      # derived types are expected to introduce additional_parameters with its
      # type derived from tosca.datatypes.nfv.VnfOperationAdditionalParameters
change_current_package_start:
  description: Invoked by tosca.policies.nfv.VnfPackageChange
change_current_package_end:
  description: Invoked by tosca.policies.nfv.VnfPackageChange
notifications:
  change_current_package_notification:
    description: Invoked upon receipt of a ChangeCurrentVnfPackage request
  change_current_package_start_notification:
    description: Invoked before the operation designated to changing the current
VNF package
  change_current_package_end_notification:
    description: Invoked after the operation designated to changing the current
VNF package

```

6.7.1.3 Additional Requirements

All VNF supported LCM operations shall be listed in the service template, except "instantiate" and "terminate" that may be omitted, as specified in ETSI GS NFV-IFA 011 [1] for the supportedOperation attribute of a deployment flavour.

The implementation and inputs keynames specified in TOSCA-Simple-Profile-YAML-v1.3 [20] for an operation definition may be included for each operation listed in the Vnflcm interface definition.

If a TOSCA operation representing a VNF LCM operation is listed in the service template without an associated implementation, then it means that:

- the VNF LCM operation is supported (i.e. this is the manifestation of the supportedOperation attribute as per ETSI GS NFV-IFA 011 [1]); and
- the processing logic associated with the LCM operation is the default implementation provided by the VNFM.

If an implementation is associated to a TOSCA operation that represents a preamble or a postamble to a VNF LCM operation, the implementation logic is executed before or after the execution of the VNF LCM operation implementation, respectively.

The VNFM shall make available all parameters from the message invoking the VNF LCM operation as inputs to the corresponding TOSCA interface operations.

In the operation definitions on the Vnflcm interface, the `additional_parameters` (VNF-specific extension of the `tosca.datatypes.nfv.VnfOperationAdditionalParameters`) of the `inputs` section describes the name and type of the additional parameters (`additionalParams`) that can be submitted in the VNF LCM operation request. See an example in clause 6.2.43 (`tosca.datatypes.nfv.VnfOperationAdditionalParameters`).

The `inputs` keyname can also be used to specify additional input parameters for executing the TOSCA operation, beyond those received in the VNF LCM operation request. To distinguish them from the latter ones, such input parameters shall not be named "additional_parameters".

The implementation of the operation corresponding to preamble and postamble TOSCA operations (`instantiate_start`, `instantiate_end`, `scale_start`, `scale_end`, etc.), if present, shall be invoked with the same parameters as the corresponding base operations ones (`instantiate`, `scale`, etc.). The inputs of the operations corresponding to the postamble and preamble operations shall not be defined in the VNFD.

Starting with version 3.3.1 of the present document, the Vnflcm interface type definition grammar was changed to support notifications and operations. For backward compatibility, TOSCA-Simple-Profile-YAML-v1.3 [20], clause 3.7.5.5 specifies the provisions for handling the previous grammar. Support of the Release 2 Vnflcm interface type definition grammar can be removed in subsequent versions of the present document.

6.7.1.4 Support of LCM scripts

In ETSI GS NFV-IFA 011 [1], the definition of the "LifeCycleManagementScript" information element of the VNFD associates scripts with events, where an event can be an external or an internal stimulus. These events are mapped to TOSCA operations of the VNF node type in the following way:

- external stimuli are mapped to TOSCA operations corresponding to the VNF LCM operations defined in ETSI GS NFV-IFA 007 [i.1];
- internal stimuli are mapped to preamble and postamble of these TOSCA operations;
- events that cannot be mapped to these TOSCA operations (`lcmTransitionEvent` as described in ETSI GS NFV-IFA 011 [1], clause 7.1.13) can be mapped to further TOSCA operations by extending the TOSCA interface.

The LCM scripts can be regarded as artifacts that provide a VNF-specific implementation of the TOSCA operation corresponding to the stimulus. The script input parameters shall be provided to the script according to the declaration in the `inputs` field of the operation definition. The artifact type definition shall enable identifying the DSL used by the script. The artifact type definition for Python is provided in section 5.4.4.1 of TOSCA-Simple-Profile-YAML-v1.3 [20]. The artifact definition for Mistral is provided in clause 6.3.2 of the present document.

NOTE: As all input parameters needed for operations corresponding to external and internal stimuli are defined in the "input parameters of the external stimuli operations", the VNF Designer is expected to make the list of parameters as complete as needed to handle not only the external stimuli but also the internal stimuli.

6.7.1.5 Examples

The following example template fragments illustrate the concepts.

```
tosca_definitions_version: tosca_simple_yaml_1_3

imports:
- ..

node_types:
  MyCompany.SunshineDB.1_0.1_0:
    derived_from: tosca.nodes.nfv.VNF
    ..

topology_template:
  substitution_mappings:
    node_type: MyCompany.SunshineDB.1_0.1_0
    ..
```

```

node_templates:
  SunshineDB:
    type: MyCompany.SunshineDB.1_0.1_0
  ..
  interfaces:
    Vnflcm:
      operations:
        instantiate: {}
  ..

```

In the above example, as there is no implementation and inputs specified to the operations, the built-in implementation of the operation is invoked when the Instantiate VNF request is received on the LCM interface of the Or-Vnfm reference point. The received parameters (flavourId, instantiationLevelId, etc.) are passed to the built-in implementation (as flavour_id, instantiation_level_id).

```

tosca_definitions_version: tosca_simple_yaml_1_3

imports:
- ..

node_types:
  MyCompany.SunshineDB.1_0.1_0:
    derived_from: tosca.nodes.nfv.VNF
  ..

topology_template:
  substitution_mappings:
    node_type: MyCompany.SunshineDB.1_0.1_0
  ..

node_templates:
  SunshineDB:
    type: MyCompany.SunshineDB.1_0.1_0
  ..
  interfaces:
    Vnflcm:
      operations:
        instantiate:
          implementation: instantiate-script
  ..

```

In the above example, the instantiate-script is invoked when the Instantiate VNF request is received, passing the received parameters to it similarly to the previous example. This example does not imply a one-to-one mapping between operations and script names.

```

tosca_definitions_version: tosca_simple_yaml_1_3

imports:
- ..

node_types:
  MyCompany.SunshineDB.1_0.1_0:
    derived_from: tosca.nodes.nfv.VNF
  ..

topology_template:
  substitution_mappings:
    node_type: MyCompany.SunshineDB.1_0.1_0
  ..

```

```

node_templates:
  SunshineDB:
    type: MyCompany.SunshineDB.1_0.1_0
  ..
  interfaces:
    Vnflcm:
      operations:
  ..
    scale_start: pre-scale-script
    scale_end: post-scale-script
  ..

```

In the above example, LCM scripts are associated with the "scale start" and "scale end" internal stimuli. As no script is associated to the scale operation, its default implementation runs (after running the pre-scale-script, and before running the post-scale-script).

```

tosca_definitions_version: tosca_simple_yaml_1_3

imports:
- ..

node_types:
  MyCompany.SunshineDB.1_0.1_0:
    derived_from: tosca.nodes.nfv.VNF
  ..

topology_template:
  substitution_mappings:
    node_type: MyCompany.SunshineDB.1_0.1_0
  ..

node_templates:
  SunshineDB:
    type: MyCompany.SunshineDB.1_0.1_0
  ..
  interfaces:
    Vnflcm:
      operations:
        instantiate:
          implementation: instantiate-script
          inputs:
            script_input_1: value_1
            script_input_2: value_2

  artifacts:
    instantiate-script:
      description: Instantiate workflow script
      type: tosca.artifacts.Implementation.Python
      file: instantiate.py
      #repository: ..
      #deploy_path: ..
  ..

```

In the above example:

- The inputs section provides additional input values to the instantiate-script (i.e. the manifestation of the scriptInput attribute of LifecycleManagementScript as defined in ETSI GS NFV-IFA 011 [1]).

NOTE: There is another kind of input called `additional_parameters` dedicated to the additional parameters (additionalParams) received in the message invoking the VNF LCM operation; this input is not illustrated by the above examples; see clause 6.2.43.4 on how to declare `additional_parameters` in the derived VNF node type.

- TOSCA artifacts definition is used to convey the type of DSL used as a scripting language that is associated with an operation (i.e. the manifestation of the `scriptDsl` attribute of `LifeCycleManagementScript` as per ETSI GS NFV-IFA 011 [1]).

6.7.2 `tosca.interfaces.nfv.VnfIndicator`

6.7.2.1 Description

The `tosca.interfaces.nfv.VnfIndicator` is an empty base interface type for deriving VNF specific interface types that include VNF indicator specific notifications.

Table 6.7.2.1-1 specifies the declared names for this interface type. These names shall be used as specified in TOSCA-Simple-Profile-YAML-v1.3 [20].

Table 6.7.2.1-1: Type name, shorthand, and URI

Shorthand Name	<code>VnfIndicator</code>
Type Qualified Name	<code>toscanfv:VnfIndicator</code>
Type URI	<code>tosca.interfaces.nfv.VnfIndicator</code>

6.7.2.2 Definition

The syntax of the `VnfIndicator` interface type shall comply with the following definition:

```
tosca.interfaces.nfv.VnfIndicator:
  derived_from: toasca.interfaces.Root
  description: This interface is an empty base interface type for deriving VNF
specific interface types that include VNF indicator specific notifications.
```

6.7.2.3 Examples

See clause 6.8.1.9.

6.7.3 `tosca.interfaces.nfv.ChangeCurrentVnfPackage`

6.7.3.1 Description

The `tosca.interfaces.nfv.ChangeCurrentVnfPackage` is an empty base interface type for deriving VNF specific interface types that include VNF Change Current VNF Package specific operation.

Table 6.7.3.1-1 specifies the declared names for this interface type. These names shall be used as specified in TOSCA-Simple-Profile-YAML-v1.3 [20].

Table 6.7.3.1-1: Type name, shorthand, and URI

Shorthand Name	<code>ChangeCurrentVnfPackage</code>
Type Qualified Name	<code>toscanfv:ChangeCurrentVnfPackage</code>
Type URI	<code>tosca.interfaces.nfv.ChangeCurrentVnfPackage</code>

6.7.3.2 Definition

The syntax of the ChangeCurrentVnfPackage interface type shall comply with the following definition:

```

tosca.interfaces.nfv.ChangeCurrentVnfPackage:
  derived_from: toasca.interfaces.Root
  description: This interface is an empty base interface type for deriving VNF
specific interface types that include VNF Change Current VNF Package specific
operation.
  # operations:
    # operation_name: name of a VNF-specific operation serving the Change current
VNF Package request.
    # description: Invoked by toasca.policies.nfv.VnfPackageChange
    # inputs:
      # additional_parameters:
        # type: toasca.datatypes.nfv.VnfOperationAdditionalParameters
        # required: false
    # derived types are expected to introduce additional_parameters with its
    # type derived from toasca.datatypes.nfv.VnfOperationAdditionalParameters

```

6.7.3.3 Examples

See clause 6.10.15.5.

6.8 Node Types

6.8.1 toasca.nodes.nfv.VNF

6.8.1.1 Description

The VNF node type is the generic abstract type from which all VNF specific node types shall be derived to form, together with other node types, the TOSCA service template(s) representing the VNFD information element as defined in ETSI GS NFV-IFA 011 [1]. Table 6.8.1.1-1 specifies the declared names for this node type. These names shall be used as specified in TOSCA-Simple-Profile-YAML-v1.3 [20].

Table 6.8.1.1-1: Type name, shorthand, and URI

Shorthand Name	VNF
Type Qualified Name	toscanfv:VNF
Type URI	tosca.nodes.nfv.VNF

6.8.1.2 Properties

The properties of the VNF node type shall comply with the provisions set out in table 6.8.1.2-1.

Table 6.8.1.2-1: Properties

Name	Required	Type	Constraints	Description
descriptor_id	yes	string		<p>Identifier of this VNFD information element. This attribute shall be globally unique. See note 3.</p> <p>The VNFD Identifier shall be used as the unique identifier of the VNF Package that contains this VNFD. Any modification of the content of the VNFD or the VNF Package shall result in a new VNFD Identifier.</p>
ext_invariant_id	no	string		<p>Identifies the VNFD in a version independent manner. This property is invariant across versions of the VNFD that fulfil certain conditions related to the external connectivity and management of the VNF. See notes 3 and 6.</p> <p>When used in a VNF node template in an NSD it allows for VNF instances during NS LCM the use of a VNFD different from the one referenced by the descriptor_id property, provided they have the same ext_invariant_id. See note 7.</p>
descriptor_version	yes	string		Identifies the version of the VNFD.
provider	yes	string		Provider of the VNF and of the VNFD.
product_name	yes	string		Name to identify the VNF Product. Invariant for the VNF Product lifetime.
software_version	yes	string		Software version of the VNF. This is changed when there is any change to the software that is included in the VNF Package.
product_info_name	no	string		Human readable name for the VNF Product. Can change during the VNF Product lifetime.
product_info_description	no	string		Human readable description of the VNF Product. Can change during the VNF Product lifetime.
vnfm_info	yes	list of string		<p>Identifies VNFM(s) compatible with the VNF described in this version of the VNFD.</p> <p>To indicate that a VNF can be managed by any ETSI NFV compliant VNFM, the string value shall be the concatenation of the string "etsivnfm" and the minimum version of ETSI GS NFV-SOL 002 [22] to be supported by this VNFM (e.g. etsivnfm:v2.3.1). If the VNF is compatible with multiple versions, multiple values may be included. See note 1.</p> <p>To indicate a specific VNFM product, the string value shall be the concatenation of the IANA enterprise number of the VNFM provider [5], followed by a product-specific string.</p>

Name	Required	Type	Constraints	Description
localization_languages	no	list of string	Valid values: string values that comply with IETF RFC 5646 [13]	Information about localization languages of the VNF (includes e.g. strings in the VNFD). This allows to provide one or more localization languages to support selecting a specific localization language at VNF instantiation time.
default_localization_language	no	string	Valid values: string values that comply with IETF RFC 5646 [13]	Default localization language that is instantiated if no information about selected localization language is available. Shall be present if "localizationLanguage" is present and shall be absent otherwise.
configurable_properties	no	tosca.datatype pes.nfv.VnfConfigurableProperties		Describes the configurable properties of the VNF (e.g. related to auto scaling and auto healing).
modifiable_attributes	no	tosca.datatype pes.nfv.VnfInfoModifiableAttributes		Describes the modifiable attributes of the VNF.
lcm_operations_configuration	no	tosca.datatype pes.nfv.VnfLcmOperationsConfiguration		Describes the configuration parameters for the VNF LCM operations.
monitoring_parameters	no	map of tosca.datatype pes.nfv.VnfMonitoringParameter		Describes monitoring parameters applicable to the VNF. See note 4 and note 5.
flavour_id	yes	string		Identifier of this DF within the VNFD.
flavour_description	yes	string		Human readable description of the DF.
vnf_profile	no	tosca.datatype pes.nfv.VnfProfile		Describes a profile for instantiating VNFs of a particular NS DF according to a specific VNFD and VNF DF. See note 2.

Name	Required	Type	Constraints	Description
NOTE 1:				When LCM scripts are used, the support of this minimum version might not be sufficient to ensure that the VNF can be managed by a VNFM. The support of the domain specific language(s) used by these LCM scripts is another criterion for determining the compatibility of the VNF with a VNFM.
NOTE 2:				This property is only used in an NSD service template when describing a VNF node template with the corresponding VnfProfile information.
NOTE 3:				The value of the descriptor_id string shall comply with an UUID format as specified in section 3 of [9].
NOTE 4:				This property is only used in a VNFD service template when describing a VNF node template with the corresponding monitoring information.
NOTE 5:				This property shall not be present in a VNFD service template when all the virtualisation containers of the VNF are realized as OsContainers.
NOTE 6:				<p>Different versions of a VNFD have different descriptor_ids but can have the same ext_invariant_id. Different versions of the VNFD with the same ext_invariant_id shall have the same number and name of VNF deployment flavours, where each of them exposes:</p> <ul style="list-style-type: none"> • same external connectivity, i.e. same number and name of the requirements for VirtualLinkable capability that represent external connection points • same number and name of VNF instantiation levels NOTE 6a: The content of each VNF instantiation level may change. • same VNF scaling aspects and same number of levels per aspect NOTE 6b: The constituents of each scaling aspect and the deltas between levels may change. • same VNF indicators: same attribute names and possible values NOTE 6c: This version of the present document does not support the indication of the possible values a VNF indicator can take. However, it supports Vnfindicator policies where conditions on specific values that a VNF indicator may take can be specified (see auto-scale and auto-heal policies in clause A.15.2). Conditions related to VNF indicator attributes in those policies shall be preserved unchanged across VNFDs with the same ext_invariant_id, since those values may be used for designing NsAutoScale policies in the NSD. <p>This condition implies that VNFDs with the same ext_invariant_id preserve external invariancy. Therefore, fulfilling this condition allows to use a different version of a VNFD in an NS instance without modification of the NSD on which the NS instance is based. The use of a different version is ultimately under the control of the service provider and it should consider if the NSD fulfils the requirements of the VnfExtCps (e.g. bitrate, IP version, etc.).</p>
NOTE 7:				When the VNF node is used in an NSD, this property may only be included if the VNF node type definition in the VNFD includes the property with a value. If the property is supported in the VNF node in the VNFD, it should be included in the VNF node in the NSD to avoid changes in the NSD caused by version changes in the VNFD.

The syntax of the vnmf_info string values shall comply with the following ABNF [6] snippet:

```

value = any_etsi_nfv_compliant_product | product_specific

any_etsi_nfv_compliant_product = "etsivnfm" SEP "version"

version = "v" version_identifier
version_identifier = 1*2DIGIT DOT 1*2DIGIT DOT 1*2DIGIT
; the version identifier is encoded as a sequence of items of 1 or 2 digits separated by dots
representing the 3 fields (major, technical and editorial) of the version of an ETSI deliverable.

product_specific = enterprise_number SEP product_specific_string
enterprise_number = 1*DIGIT
product_specific_string = *(ALPHA / DIGIT / "-" / ".")

SEP = ":"
DOT = "."

```

This implies that vnmf_info string values shall also comply with the pattern defined by the following regular expression [15]: (^etsivnfm:v[0-9]?[0-9]\.[0-9]?[0-9]\.[0-9]?[0-9]\$)|(^([0-9]+:[a-zA-Z0-9.-]+)\$).

6.8.1.3 Attributes

The attribute of the VNF node type shall comply with the provisions set out in table 6.8.1.3-1.

Table 6.8.1.3-1: Attributes

Name	Required	Type	Constraints	Description
scale_status	no	map of tosca.datatypes.nfv. ScaleInfo		Scale status of the VNF, one entry per aspect. Represents for every scaling aspect how "big" the VNF has been scaled with reference to that aspect.

If the VNF supports VNF indicators, the VNF node type definition shall include one TOSCA attribute of a primitive type for each supported VNF indicator.

NOTE 1: In this version of the present document, the type of VNF indicators is constrained to primitive types. This is due to the limitations in the TOSCA-Simple-Profile-YAML-v1.3 [20] to define conditions on attributes of complex types.

If the scale_status attribute is used in a VNF indicator policy, e.g. an auto-scale policy, the VNF specific node type definitions may include additional attribute definitions of type integer, one for each scaling aspect. See example in clause A.15.

NOTE 2: As the scale_status attribute is complex, the scale_level property of the individual scaling aspects can be retrieved by passing a path to the get_attribute function: { get_attribute: [SELF, scale_status, {scaling_aspect}, scale_level] }. If the value of the scale_level property is needed in a constraint (tosca.policies.nfv.VnfIndicator), then the value can be retrieved in an indirect way by accessing the aforementioned additional attributes. This is due to the limitation mentioned in the previous note.

VNF indicators may be defined in the VNFD to allow for the asynchronous notification of VNF specific information to the VNFM.

An attribute defined in the VNF node type for a VNF indicator holds the value for that indicator during the lifecycle of the VNF. A notification defined in the derived interface for VNF indicators (see clause 6.7.2) produces an output value which is assigned to the attribute, as per TOSCA-Simple-Profile-YAML-v1.3 [20] syntax. Examples of such assignments are shown in clause 6.8.1.9. Thus, the value of the VNF indicator may change every time a notification is received.

6.8.1.4 Requirements

The requirements of the VNF node type shall comply with the provisions set out in table 6.8.1.4-1.

Table 6.8.1.4-1: Requirements

Name	Required	Capability type	Constraints	Description
virtual_link	no	tosca.capabilities.nfv.VirtualLinkable		Describes the requirements for linking to virtual link

6.8.1.5 Capabilities

None.

6.8.1.6 Definition

The syntax of the VNF node type shall comply with the following definition:

```
tosca.nodes.nfv.VNF:
  derived_from: toska.nodes.Root
  description: The generic abstract type from which all VNF specific node types
shall be derived to form, together with other node types, the TOSCA service
template(s) representing the VNFD
  properties:
    descriptor_id: # instead of vnfd_id
    type: string # UUID
```

```

    description: Identifier of this VNFD information element. This attribute shall
be globally unique
    required: true
    ext_invariant_id:
    type: string # UUID
    description: Identifies the VNFD in a version independent manner. This
property is invariant across versions of the VNFD that fulfil certain conditions
related to the external connectivity and management of the VNF. When used in a VNF
node template in an NSD it allows for VNF instances during NS LCM the use of a VNFD
different from the one referenced by the descriptor_id property, provided they have
the same ext_invariant_id. This attribute shall be globally unique.
    required: false
    descriptor_version: # instead of vnfd_version
    type: string
    description: Identifies the version of the VNFD
    required: true
    provider: # instead of vnf_provider
    type: string
    description: Provider of the VNF and of the VNFD
    required: true
    product_name: # instead of vnf_product_name
    type: string
    description: Human readable name for the VNF Product
    required: true
    software_version: # instead of vnf_software_version
    type: string
    description: Software version of the VNF
    required: true
    product_info_name: # instead of vnf_product_info_name
    type: string
    description: Human readable name for the VNF Product
    required: false
    product_info_description: # instead of vnf_product_info_description
    type: string
    description: Human readable description of the VNF Product
    required: false
    vnfm_info:
    type: list
    required: true
    description: Identifies VNFM(s) compatible with the VNF
    entry_schema:
    type: string
    constraints:
    - pattern: (^etsivnfm:v[0-9]?[0-9]\.[0-9]?[0-9]\.[0-9]?[0-9]$)|(^[0-
9]+:[a-zA-Z0-9.-]+)$)
    localization_languages:
    type: list
    description: Information about localization languages of the VNF
    required: false
    entry_schema:
    type: string #IETF RFC 5646 string
    default_localization_language:
    type: string #IETF RFC 5646 string
    description: Default localization language that is instantiated if no
information about selected localization language is available
    required: false
    configurable_properties:
    type: tosca.datatypes.nfv.VnfConfigurableProperties
    description: Describes the configurable properties of the VNF
    required: false
# derived types are expected to introduce configurable_properties

```

```

# with its type derived from toasca.datatypes.nfv.VnfConfigurableProperties
modifiable_attributes:
  type: toasca.datatypes.nfv.VnfInfoModifiableAttributes
  description: Describes the modifiable attributes of the VNF
  required: false
# derived types are expected to introduce modifiable_attributes
# with its type derived from
# toasca.datatypes.nfv.VnfInfoModifiableAttributes
lcm_operations_configuration:
  type: toasca.datatypes.nfv.VnfLcmOperationsConfiguration
  description: Describes the configuration parameters for the VNF LCM operations
  required: false
monitoring_parameters:
  type: map # key: id
  entry_schema:
    type: toasca.datatypes.nfv.VnfMonitoringParameter
  description: Describes monitoring parameters applicable to the VNF.
  required: false
flavour_id:
  type: string
  description: Identifier of the Deployment Flavour within the VNFD
  required: true
flavour_description:
  type: string
  description: Human readable description of the DF
  required: true
vnf_profile:
  type: toasca.datatypes.nfv.VnfProfile
  description: Describes a profile for instantiating VNFs of a particular NS DF
according to a specific VNFD and VNF DF
  required: false
attributes:
  scale_status:
    type: map # key: aspectId
    description: Scale status of the VNF, one entry per aspect. Represents for
every scaling aspect how "big" the VNF has been scaled w.r.t. that aspect.
    entry_schema:
      type: toasca.datatypes.nfv.ScaleInfo
  requirements:
    - virtual_link:
      capability: toasca.capabilities.nfv.VirtualLinkable
      relationship: toasca.relationships.nfv.VirtuallyLinksTo
      occurrences: [ 0, 1 ]
# Additional requirements shall be defined in the VNF specific node type (deriving
from toasca.nodes.nfv.VNF) corresponding to NS virtual links that need to connect to
VnfExtCps
interfaces:
  Vnflcm:
    type: toasca.interfaces.nfv.Vnflcm
  VnfIndicator:
    type: toasca.interfaces.nfv.VnfIndicator
# derived types are expected to introduce Vnf Indicator interfaces
# with their type derived from toasca.interfaces.nfv.VnfIndicator

```

6.8.1.7 Artifact

None.

6.8.1.8 Additional Requirements

For a given VNFD, a new VNF node type shall be defined following the below requirements:

- a) The node type shall be derived from: `tosca.nodes.nfv.VNF`.
- b) The following properties listed in `tosca.nodes.nfv.VNF` where the "required:" field is set to "true" shall be included with their values indicated as constraints and as default values or assigned as final fixed values if only one value is permitted (see clause 6.8.1.9 for an example):
 - a. `descriptor_id`
 - b. `descriptor_version`
 - c. `provider`
 - d. `product_name`
 - e. `software_version`
 - f. `vnfm_info`
 - g. `flavour_id`

NOTE 1: Indicating their values as default or assigning them a fixed value allows not to include them in property assignments in node templates, e.g. in the NSD.

NOTE 2: Assignment of a fixed value to the `flavour_id` property is not applicable if multiple deployment flavours exist.

- c) An empty string shall be indicated as the default value of the `flavour_description` property, without providing constraints.
- d) The capabilities, requirements, interfaces of `tosca.nodes.nfv.VNF` shall be preserved.
- e) Depending on the number of external connection points of the VNF that need to connect to NS virtual links, additional requirements for `VirtualLinkable` capability shall be defined with the occurrences set to [0, 1]. In this case, it is the VNFD author's choice to use the requirement for `VirtualLinkable` capability defined in the `tosca.nodes.nfv.VNF` node type or use only the additional requirements defined in the derived VNF specific node type. In the latter case, the `virtual_link` requirement should be included in the node type definition with occurrences [0, 0].

If the external connection point exposes a `VipCp`, a new requirement for `VirtualLinkableCapability` using the `VipVirtualLinksTo` relationship shall be defined for this connection point.

- f) The rule for naming this node type in the service template should be:
 - `provider.product_name.software_version.descriptor_version`, by concatenating the values of the corresponding properties of the created VNF node type.

NOTE 3: If the `software_version` value or `descriptor_version` value contains a dot (i.e. "."), this character should be replaced with an underscore (i.e. "_").

- g) If the VNF supports VNF indicators, the VNF node type definition shall include an interface definition of a VNF specific interface type indicating the mapping of notification outputs to the VNF node attributes and, optionally, `tosca.policies.nfv.VnfIndicator` policies that may invoke auto-scale or auto-heal operations. For each of the VNF indicators, the name of the notification output shall be the same as the name of the corresponding VNF attribute.

NOTE 4: The notifications keyname in TOSCA interface is defined in TOSCA-Simple-Profile-YAML-v1.3 [20].

- h) If "additionalParams" are expected in the Change current VNF Package request on the API (NFV-SOL 003 or NFV-SOL 002), then they shall be defined as "additional_parameters" inputs of the change_current_package operation on the Vnflcm interface (in case the same LCM script with the same set of "additionalParams" is suitable for all change paths) or the VNF-specific operations on the ChangeCurrentVnfPackage interface (in case different change paths require different LCM scripts potentially with different sets of "additionalParams").
- i) If the VNFD supports external invariancy the VNF node type definition shall include the ext_invariant_id property with its value indicated as constraint.

VNF Providers shall use the following types to derive the VNF specific modifiable attributes and additional configurable properties:

- `tosca.datatypes.nfv.VnfInfoModifiableAttributesExtensions`.
- `tosca.datatypes.nfv.VnfInfoModifiableAttributesMetadata`.
- `tosca.datatypes.nfv.VnfAdditionalConfigurableProperties`.
- `tosca.datatypes.nfv.VnfInfoModifiableAttributes`.
- `tosca.datatypes.nfv.VnfConfigurableProperties`.

See illustrative examples in clauses 6.8.1.9, 6.2.35.4 and 6.2.31.4.

In the derived VNF node type, the `modifiable_attributes` and `configurable_properties` (VNF-specific extension of the `tosca.datatypes.nfv.VnfInfoModifiableAttributes` and `tosca.datatypes.nfv.VnfConfigurableProperties`, respectively, by extending the above listed types) describe the name and type of the modifiable attributes (extensions and metadata) and configurable properties (`vnfConfigurableProperties`).

The `modifiable_attributes` and `configurable_properties` information provided in the node type is sufficient for the client of the VNF LCM API for providing values to these properties. A value provided via the VNF LCM API to such a property overrides the value (if any) assigned in the node template or defined as default value in the node type definition.

Node templates of the VNF specific node type shall not include the `vnf_profile` property when they are part of a VNFD service template.

For a given NSD, when describing a referenced VNFD as a node templates, the `vnf_profile` property shall be included with a valid value.

For a given NSD, when describing a referenced VNFD as a node templates, the `monitoring_parameters` property shall not be included.

6.8.1.9 Example

Example usage of `modifiable_attributes`:

```
tosca_definitions_version: toska_simple_yaml_1_3

node_types:
  MyCompany.SunshineDB.1_0.1_0:
    derived_from: toska.nodes.nfv.VNF
    properties:
      flavour_id:
        constraints:
          - valid_values: [ simple, complex ]
    modifiable_attributes:
      type: mycompany.datatypes.nfv.VnfInfoModifiableAttributes

data_types:
  mycompany.datatypes.nfv.VnfInfoModifiableAttributes:
    derived_from: toska.datatypes.nfv.VnfInfoModifiableAttributes
```

```

properties:
  extensions:
    type: mycompany.datatypes.nfv.VnfInfoModifiableAttributesExtensions

mycompany.datatypes.nfv.VnfInfoModifiableAttributesExtensions:
  derived_from: tosca.datatypes.nfv.VnfInfoModifiableAttributesExtensions
  properties:
    http_proxy:
      type: string
      required: true
    https_proxy:
      type: string
      required: false

```

Example usage of lcm_operations_configuration:

Top level service template:

```

tosca_definitions_version: tosca_simple_yaml_1_3

node_types:
  MyCompany.SunshineDB.1_0.1_0:
    derived_from: tosca.nodes.nfv.VNF
    properties:
      flavour_id:
        type: string
        constraints:
          - valid_values: [ simple, complex ]
    lcm_operations_configuration:
      scale:
        scaling_by_more_than_one_step_supported: true
      scale_to_level:
        arbitrary_target_levels_supported: true
      heal:
        causes:
          - service_unavailable
          - performance_degraded
      terminate:
        min_graceful_termination_timeout: 60 s
        max_recommended_graceful_termination_timeout: 600 s
      operate:
        min_graceful_stop_timeout: 60 s
        max_recommended_graceful_stop_timeout: 600 s

```

Example usage of describing a VNF node template with vnf_profile in an NSD TOSCA service template:

```
tosca_definitions_version: tosca_simple_yaml_1_3

description: an example of NSD TOSCA service template

topology template:
...

node_templates:
  VNF_1:
    type: tosca.nodes.nfv.exampleVNF
    properties:
      flavour_id: small
      descriptor_id: b1bb0ce7-ebca-4fa7-95ed-4840d70a1177
      provider: MyCompany
      product_name: SunshineDB
      software_version: 1.0
      descriptor_version: 1.0
      vnf_profile:
        instantiation_level: level_1
        min_number_of_instances: 2
        max_number_of_instances: 6
      # other properties omitted for brevity
    requirements:
      - virtual_link: NsVirtualLink
```

Example usage of VNF indicators attributes in VNF node type definition and VNF indicator notifications in interface definition:

```
tosca_definitions_version: tosca_simple_yaml_1_3

interface_types:
  tosca.interfaces.nfv.MyCompanyVnfIndicator
    derived_from: tosca.interfaces.nfv.VnfIndicator
    notifications:
      health:
        description: this notification is used to received asynchronous
information of value change of the health_vnf_indicator
      utilization:
        description: this notification is used to received asynchronous
information of value change of the utilization_vnf_indicator

node_types:
  MyCompany.SunshineDB.1_0.1_0:
    derived_from: tosca.nodes.nfv.VNF
    properties:
      flavour_id:
        constraints:
          - valid_values: [ simple, complex ]
    modifiable_attributes:
      type: mycompany.datatypes.nfv.VnfInfoModifiableAttributes
    attributes:
      health_vnf_indicator:
        type: string
        constraints:
          - valid_values: [ green, red, yellow ]
      utilization_vnf_indicator:
        type: float
        constraints:
```

```

    - in_range [ 0.0, 100.0 ]
interfaces:
  Vnflcm:
    type: toska.interfaces.nfv.Vnflcm
    operations:
      # omitted for brevity
  VnfIndicator:
    type: toska.interfaces.nfv.MyCompanyVnfIndicator
    notifications:
      health:
        output:
          health_vnf_indicator: [ SELF, health_vnf_indicator ]
      utilization:
        output:
          utilization_vnf_indicator: [ SELF, utilization_vnf_indicator ]

```

Examples of VNF-specific node type definition illustrating the two methods to assign values to required properties:

Example with constraints and default values:

```

tosca_definitions_version: toska_simple_yaml_1_3

description: A simple example VNF

imports:
  - etsi_nfv_sol001_vnfd_types.yaml

node_types:

  MyCompany.MultiFlavourVNF.1_0.1_0:
    derived_from: toska.nodes.nfv.VNF
    properties:
      descriptor_id:
        type: string
        constraints: [ equal: b1bb0ce7-ebca-4fa7-95ed-4840d70a1177 ]
        default: b1bb0ce7-ebca-4fa7-95ed-4840d70a1177
      provider:
        type: string
        constraints: [ equal: MyCompany ]
        default: MyCompany
      product_name:
        type: string
        constraints: [ equal: SunshineDB ]
        default: SunshineDB
      software_version:
        type: string
        constraints: [ equal: '1.0' ]
        default: '1.0'
      descriptor_version:
        type: string
        constraints: [ equal: '1.0' ]
        default: '1.0'
      flavour_id:
        type: string
        constraints: [ valid_values: [ simple, complex ] ]
        default: simple
      flavour_description:
        type: string

```

```

    default: "" #empty string
  vnfm_info:
    type: list
    entry_schema:
      type: string
    constraints: [ valid_values: [ [ '0:MyCompany-1.0.0' ] ] ]
    default: [ '0:MyCompany-1.0.0' ]

```

Example with fixed value assignments (except for flavour_id and flavour_description) using single-line grammar for parameter definitions:

```

MyCompany.MultiFlavourVNF.1_0.1_1:
  derived_from: toasca.nodes.nfv.VNF
  properties:
    descriptor_id: b1bb0ce7-ebca-4fa7-95ed-4840d70a1178
    provider: MyCompany
    product_name: SunshineDB
    software_version: '1.0'
    descriptor_version: '1.0'
    flavour_id:
      constraints: [ valid_values: [ simple, complex ] ]
      default: simple
    flavour_description:
      default: "" #empty string
    vnfm_info: [ '0:MyCompany-1.0.0' ]

```

Example with fixed value assignments using multi-line grammar for parameter definitions:

```

MyCompany.SimpleVNF.1_0.1_1:
  derived_from: toasca.nodes.nfv.VNF
  properties:
    descriptor_id:
      value: "b1bb0ce7-ebca-4fa7-95ed-4840d70a1178"
    provider:
      value: "MyCompany"
    product_name:
      value: "SimpleVNF"
    software_version:
      value: "1.0"
    descriptor_version:
      value: "1.0"
    flavour_id:
      value: simple
    flavour_description:
      default: "" #empty string
    vnfm_info:
      value: [ '0:MyCompany-1.0.0' ]

```

6.8.2 toasca.nodes.nfv.VnfExtCp

6.8.2.1 Description

The VnfExtCp node type represents the VnfExtCpd information element as defined in ETSI GS NFV-IFA 011 [1], which describes a logical external connection point, exposed by this VNF enabling connecting with an external Virtual Link. Table 6.8.2.1-1 specifies the declared names for this node type. These names shall be used as specified in TOSCA-Simple-Profile-YAML-v1.3 [20].

Table 6.8.2.1-1: Type name, shorthand, and URI

Shorthand Name	VnfExtCp
Type Qualified Name	toscanfv:VnfExtCp
Type URI	tosca.nodes.nfv.VnfExtCp

6.8.2.2 Properties

The properties of the VnfExtCp node type shall comply with the provisions set out in table 6.8.2.2-1.

Table 6.8.2.2-1: Properties

Name	Required	Type	Constraints	Description
virtual_network_interface_requirements	no	list of toasca.datatypes.nfv.VirtualNetworkInterfaceRequirements		The actual virtual NIC requirements that is been assigned when instantiating the connection point.

6.8.2.3 Attributes

None.

6.8.2.4 Requirements

The requirements of the VnfExtCp node type shall comply with the provisions set out in table 6.8.2.4-1.

Table 6.8.2.4-1: Requirements

Name	Required	Capability type	Constraints	Description
external_virtual_link	no	tosca.capabilities.nfv.VirtualLinkable		Specifies that CP instances require to be connected to a node that has a VirtualLinkable capability
internal_virtual_link	yes	tosca.capabilities.nfv.VirtualLinkable		Specifies that CP instances require to be connected to a node that has a VirtualLinkable capability

6.8.2.5 Capabilities

None.

6.8.2.6 Definition

The syntax of the VnfExtCp node type shall comply with the following definition:

```
tosca.nodes.nfv.VnfExtCp:
  derived_from: toasca.nodes.nfv.Cp
  description: Describes a logical external connection point, exposed by the VNF
  enabling connection with an external Virtual Link
  properties:
    virtual_network_interface_requirements:
      type: list
      description: The actual virtual NIC requirements that is been assigned when
  instantiating the connection point
      required: false
      entry_schema:
        type: toasca.datatypes.nfv.VirtualNetworkInterfaceRequirements
  requirements:
    - external_virtual_link:
```

```

    capability: tosca.capabilities.nfv.VirtualLinkable
    relationship: tosca.relationships.nfv.VirtualLinksTo
    occurrences: [0, 1]
  - internal_virtual_link:
    capability: tosca.capabilities.nfv.VirtualLinkable
    relationship: tosca.relationships.nfv.VirtualLinksTo
    occurrences: [1, 1]

```

6.8.2.7 Additional Requirements

A node template of this type is used to represent a VNF external connection point only in the case the VnfExtCp is connected to an internal virtual link. The node template has the following requirements:

- internal_virtual_link requirement to allow to connect it to an internal virtual link;
- external_virtual_link requirement to allow to connect it to an external virtual link.

In the case where a VNF external connection point is re-exposing a VduCp (internal connection point) or a VipCp or a VirtualCp or a VduSubCp, the VduCp or VipCp or VirtualCp or VduSubCp node type shall be used in the service template, instead of the VnfExtCp node type.

6.8.2.8 Example

In a typical scenario, the VnfExtCp node template will be part of a service template representing a certain VNF deployment flavour. The service template substitutes for a VNF specific node type. In this substitution, the virtual_link requirement is mapped to the external_virtual_link requirement of the VnfExtCp node. This example is illustrated in clause A.3.3.

When a VNF external connection point re-exposes a Vdu connection point, the service template does not include an explicit node template of type VnfExtCp in a typical scenario where a VNF specific node type is substituted by a service template representing a certain VNF deployment flavour. In this substitution, the virtual_link requirement is mapped to the virtual_link requirement of the VduCp node. This example is illustrated in clause A.3.2.

When a VNF external connection point re-exposes a VIP connection point, the service template does not include an explicit node template of type VnfExtCp in a typical scenario where a VNF specific node type is substituted by a service template representing a certain VNF deployment flavour. In this substitution, the virtual_link requirement is mapped to the virtual_link requirement of the VipCp node. This example is illustrated in clause A.13.

When a VNF external connection point re-exposes a Subport connection point in the trunk mode, the service template does not include an explicit node template of type VnfExtCp in a typical scenario where a VNF specific node type is substituted by a service template representing a certain VNF deployment flavour. In this substitution, the virtual_link requirement is mapped to the virtual_link requirement of the VduSubCp node.

When a VNF external connection point re-exposes a Virtual connection point, the service template does not include an explicit node template of type VnfExtCp in a typical scenario where a VNF specific node type is substituted by a service template representing a certain VNF deployment flavour. In this substitution, the virtual_link requirement is mapped to the virtual_link requirement of the VirtualCp node. This example is illustrated in clause A.18.

6.8.3 tosca.nodes.nfv.Vdu.Compute

6.8.3.1 Description

The Vdu.Compute node type describes the virtual compute part of a VDU (when realized as a VM) which is a construct supporting the description of the deployment and operational behaviour of a VNFC, as defined in ETSI GS NFV-IFA 011 [1].

Table 6.8.3.1-1 specifies the declared names for this node type. These names shall be used as specified in TOSCA-Simple-Profile-YAML-v1.3 [20].

Table 6.8.3.1-1: Type name, shorthand, and URI

Shorthand Name	Vdu.Compute
Type Qualified Name	toscanfv:Vdu.Compute
Type URI	tosca.nodes.nfv.Vdu.Compute

6.8.3.2 Properties

The properties of the Vdu.Compute node type shall comply with the provisions set out in table 6.8.3.2-1.

Table 6.8.3.2-1: Properties

Name	Required	Type	Constraints	Status	Description
name	yes	string			Human readable name of the Vdu.
description	yes	string			Human readable description of the Vdu.
boot_order	yes	boolean			It indicates whether the order of the virtual_storage requirements is used as the boot index (the first requirement represents the lowest index and defines highest boot priority). If no boot order is indicated or the value is false, the default boot order defined in the VIM or NFVI shall be used.
nfvi_constraints	no	map of string			Describes constraints on the NFVI for the VNFC instance(s) created from this Vdu. For example, aspects of a secure hosting environment for the VNFC instance that involve additional entities or processes. This property is reserved for future use in the present document.
monitoring_parameters	no	map of toasca.data types.nfv.VnfcMonitoringParameter			Describes monitoring parameters applicable to a VNFC based on this VDU.
configurable_properties	no	tosca.data types.nfv.VnfcConfigurableProperties			Describes the configurable properties of all VNFC instances based on this VDU.

Name	Required	Type	Constraints	Status	Description
boot_data	no	tosca.datatypes.nfv.BootData			Contains the information used to customize a virtualised compute resource at boot time. See note. The bootData may contain variable parts that are replaced by deployment specific values before being sent to the VIM. For "volatile" parameters, i.e. those that exist only during the lifetime of an LCM operation occurrence, the parameters of each variable part shall be declared in a type derived from tosca.datatypes.nfv.VnfOperationAdditionalParameters. For "persistent" parameters, i.e. those that exist during the lifetime of the VNF instance beyond the lifetime of a single LCM operation occurrence, the parameters shall be declared in a type derived from tosca.datatypes.nfv.VnfInfoModifiableAttributesExtensions or tosca.datatypes.nfv.VnfConfigurableProperties.
vdu_profile	yes	tosca.datatypes.nfv.VduProfile			Defines additional instantiation data for the VDU.Compute node.
NOTE: The boot_data structure passed to a VNFC instance cannot be changed after the boot time of the VNFC instance.					

6.8.3.3 Attributes

None.

6.8.3.4 Requirements

The requirements of the Vdu.Compute node type shall comply with the provisions set out in table 6.8.3.4-1.

Table 6.8.3.4-1: Requirements

Name	Required	Capability type	Constraints	Description
virtual_storage	no	tosca.capabilities.nfv.VirtualStorage		Describes storage requirements for a virtual_storage instance attached to the virtualisation container created from virtual_compute defined for this vdu

6.8.3.5 Capabilities

The capabilities of the Vdu.Compute node type shall comply with the provisions set out in table 6.8.3.5-1.

Table 6.8.3.5-1: Capabilities

Name	Type	Constraints	Description
virtual_compute	tosca.capabilities.nfv.VirtualCompute		Describes virtual compute resources capabilities.
virtual_binding	tosca.capabilities.nfv.VirtualBindable		Defines ability of VirtualBindable.

6.8.3.6 Definition

The syntax of the Vdu.Compute node type shall comply with the following definition:

```

tosca.nodes.nfv.Vdu.Compute:
  derived_from: tosca.nodes.Root
  description: Describes the virtual compute part of a VDU which is a construct
  supporting the description of the deployment and operational behavior of a VNFC
  properties:
    name:
      type: string
      description: Human readable name of the VDU
      required: true
    description:
      type: string
      description: Human readable description of the VDU
      required: true
    boot_order:
      type: boolean
      description: indicates whether the order of the virtual_storage requirements
  is used as the boot index (the first requirement represents the lowest index and
  defines highest boot priority)
      required: true
      default: false
    nfvi_constraints:
      type: map
      description: Describes constraints on the NFVI for the VNFC instance(s)
  created from this VDU. This property is reserved for future use in the present
  document.
      required: false
    entry_schema:
      type: string
    monitoring_parameters:
      type: map # key: id
      description: Describes monitoring parameters applicable to a VNFC instantiated
  from this VDU
      required: false
    entry_schema:
      type: tosca.datatypes.nfv.VnfcMonitoringParameter
    configurable_properties:
      type: tosca.datatypes.nfv.VnfcConfigurableProperties
      required: false
  # derived types are expected to introduce
  # configurable_properties with its type derived from
  # tosca.datatypes.nfv.VnfcConfigurableProperties
    vdu_profile:
      type: tosca.datatypes.nfv.VduProfile
      description: Defines additional instantiation data for the VDU.Compute node
      required: true
    boot_data:
      type: tosca.datatypes.nfv.BootData
      description: Contains the information used to customize a virtualised compute
  resource at boot time. The bootData may contain variable parts that are replaced by
  deployment specific values before being sent to the VIM.
      required: false
    capabilities:
      virtual_compute:
        type: tosca.capabilities.nfv.VirtualCompute
        occurrences: [ 1, 1 ]
      virtual_binding:
        type: tosca.capabilities.nfv.VirtualBindable

```

```

    occurrences: [ 1, UNBOUNDED ]
  requirements:
    - virtual_storage:
        capability: tosca.capabilities.nfv.VirtualStorage
        relationship: tosca.relationships.nfv.AttachesTo
        occurrences: [ 0, UNBOUNDED ]

```

6.8.3.7 Additional requirements

Node templates of type `tosca.nodes.nfv.Vdu.Compute` may contain an artifact definition of type `tosca.artifacts.nfv.SwImage`. There shall be a maximum number of one such artifact definition in a `tosca.nodes.nfv.Vdu.Compute` node template. The node template name of type `tosca.nodes.nfv.Vdu.Compute` fulfils the purpose of the "id" attribute of the `SwImageDesc` information element in ETSI GS NFV-IFA 011 [1] and hence it will be used in APIs to identify the software image id from the VNFD perspective. See example in clause 6.8.3.8.

When VNF-specific configurable properties are defined at the VDU-level, VNF providers shall define a VNF/VDU specific `Vdu.Compute` node type, where the `configurable_properties` property has a datatype derived from `tosca.datatypes.nfv.VnfcConfigurableProperties`. See example in clause 6.2.10.4.

The VNF/VDU specific `Vdu.Compute` node type shall be defined as follows:

- All properties listed in `tosca.nodes.nfv.Vdu.Compute` where the "required:" field is set to "true" shall be included.
- The capabilities and requirements of `tosca.nodes.nfv.Vdu.Compute` shall be preserved.
- The `configurable_properties` property shall have a datatype derived from `tosca.datatypes.nfv.VnfcConfigurableProperties`, according to the rules defined in clause 5.7.2 of the present document.

The definition of a VNF/VDU specific node type shall be included in one of the following yaml files:

- 1) In the yaml file which contains the corresponding VNF specific node type definition.
- 2) In low-level service templates or in the single TOSCA service template representing the VNFD in case of a single deployment flavour design with a single TOSCA service template.
- 3) In a standalone yaml file, to be imported from the low-level TOSCA service templates or from the single TOSCA service template representing the VNFD in case of a single deployment flavour design with a single TOSCA service template.
- 4) In any other VNF-specific files containing type definitions used by the VNFD TOSCA service template.

In the derived `Vdu.Compute` node type, the `additional_vnfc_configurable_properties` (VNF/VDU-specific extension of the `tosca.datatypes.nfv.VnfcAdditionalConfigurableProperties` data type) describe the name and type of the VNFC configurable properties.

The `additional_vnfc_configurable_properties` information provided in the node type is sufficient for the client of the VNF LCM API for providing values to these properties. A value provided via the VNF LCM API to such a property overrides the value (if any) assigned in the node template or defined as default value in the node type definition.

The node template name of type `tosca.nodes.nfv.Vdu.Compute` fulfils the purpose of the 'virtualComputeDescId' attribute of the `virtualComputeDesc` information element in ETSI GS NFV-IFA 011 [1] and hence it will be used in APIs to identify the virtual compute id (`vnfdVirtualComputeDescId`).

NOTE: The use of the node template name of type `tosca.nodes.nfv.Vdu.Compute` for the 'virtualComputeDescId' attribute of the `virtualComputeDesc` information element in ETSI GS NFV-IFA 011 [1] implies in the present document version a one-to-one mapping of `virtualComputeDesc` with VDU. This deviates from the ETSI GS NFV-IFA 011 [1] modelling that defines a mapping where a `virtualComputeDesc` can be reused by one or more VDU, i.e. it implies a one-to-many mapping of `virtualComputeDesc` with VDU. This can have an impact in the determination of the number of compute flavours needed to be created with the VIM.

6.8.3.8 Example

This example illustrates boot data containing kvp_data by using modifiable_attributes.

```

tosca_definitions_version: toska_simple_yaml_1_3
..
node_types:
  mycompany.nodes.nfv.SunshineDB.1_0.1_0:
    derived_from: toska.nodes.nfv.VNF
    properties:
      ..
      modifiable_attributes:
        type: mycompany.datatypes.nfv.VnfInfoModifiableAttributes
      ..

data_types:
  mycompany.datatypes.nfv.VnfInfoModifiableAttributes:
    derived_from: toska.datatypes.nfv.VnfInfoModifiableAttributes
    properties:
      extensions:
        type: mycompany.datatypes.nfv.VnfInfoModifiableAttributesExtensions
        required: false

  mycompany.datatypes.nfv.VnfInfoModifiableAttributesExtensions:
    derived_from: toska.datatypes.nfv.VnfInfoModifiableAttributesExtensions
    properties:
      http_proxy:
        type: string
        required: true
      https_proxy:
        type: string
        required: false
      ip_address_1:
        type: string
        required: false
      vm_Nname:
        type: string
        required: false

topology_template:
  inputs:
    extensions:
      type: mycompany.datatypes.nfv.VnfInfoModifiableAttributesExtensions

  substitution_mappings:
    node_type: mycompany.nodes.nfv.SunshineDB.1_0.1_0
    ..

  node_templates:
    vnf:
      type: mycompany.nodes.nfv.SunshineDB.1_0.1_0
      properties:
        ..
        modifiable_attributes:
          extensions: { get_input: extensions }

    dbBackend:
      type: toska.nodes.nfv.Vdu.Compute
      properties:
        ..
        boot_data:

```

```

    kvp_data:
      data:
        ip_address_1: { get_property: [vnf, modifiable_attributes, extensions,
ip_address_1 ] }
    ..

```

This example illustrates boot data containing kvp_data by using configurable_properties.

```

tosca_definitions_version: tosca_simple_yaml_1_3
..
node_types:
  mycompany.nodes.nfv.SunshineDB.1_0.1_0:
    derived_from: tosca.nodes.nfv.VNF
    properties:
      ..
      configurable_properties:
        type: mycompany.datatypes.nfv.VnfConfigurableProperties
      ..
data_types:
  mycompany.datatypes.nfv.VnfConfigurableProperties:
    derived_from: tosca.datatypes.nfv.VnfConfigurableProperties
    properties:
      additional_configurable_properties:
        type: mycompany.datatypes.nfv.VnfAdditionalConfigurableProperties
        required: false

  mycompany.datatypes.nfv.VnfAdditionalConfigurableProperties:
    derived_from: tosca.datatypes.nfv.VnfAdditionalConfigurableProperties
    properties:
      host_name:
        type: string
        required: false

topology_template:
  inputs:
    configurable_properties:
      type: mycompany.datatypes.nfv.VnfConfigurableProperties

  substitution_mappings:
    node_type: mycompany.nodes.nfv.SunshineDB.1_0.1_0
    ..

  node_templates:
    vnf:
      type: mycompany.nodes.nfv.SunshineDB.1_0.1_0
      properties:
        ..
        configurable_properties: { get_input: configurable_properties }

  dbBackend:
    type: tosca.nodes.nfv.Vdu.Compute
    properties:
      ..
      boot_data:
        kvp_data:
          data:

```

```

        ip_address_1: { get_property: [vnf, configurable_properties,
additional_configurable_properties, host_name ] }
    ..

```

This example illustrates fetching the boot data value by using `content_or_file_data`.

```

tosca_definitions_version: tosca_simple_yaml_1_3
..
node_types:
  mycompany.nodes.nfv.SunshineDB.1_0.1_0:
    derived_from: tosca.nodes.nfv.VNF
    properties:
      ..
      modifiable_attributes:
        type: mycompany.datatypes.nfv.VnfInfoModifiableAttributes
      ..

data_types:
  mycompany.datatypes.nfv.VnfInfoModifiableAttributes:
    derived_from: tosca.datatypes.nfv.VnfInfoModifiableAttributes
    properties:
      extensions:
        type: mycompany.datatypes.nfv.VnfInfoModifiableAttributesExtensions
        required: false

  mycompany.datatypes.nfv.VnfInfoModifiableAttributesExtensions:
    derived_from: tosca.datatypes.nfv.VnfInfoModifiableAttributesExtensions
    properties:
      http_proxy:
        type: string
        required: true
      https_proxy:
        type: string
        required: false
      ip_address_1:
        type: string
        required: false
      vm_name:
        type: string
        required: false

topology_template:
  inputs:
    extensions:
      type: mycompany.datatypes.nfv.VnfInfoModifiableAttributesExtensions

  substitution_mappings:
    node_type: mycompany.nodes.nfv.SunshineDB.1_0.1_0
    ..

node_templates:
  vnf:
    type: mycompany.nodes.nfv.SunshineDB.1_0.1_0
    properties:
      ..
      modifiable_attributes:
        extensions: { get_input: extensions }

dbBackend:

```

```

type: toasca.nodes.nfv.Vdu.Compute
properties:
  ..
  boot_data:
    content_or_file_data
      contents: { concat: [ "#!/bin/bash\n",
"echo setting HTTP proxy to: ", { get_property: [vnf, modifiable_attributes,
extensions, http_proxy ] }, "\n", "..."] }

```

This example illustrates fetching the boot data value from a file by using `content_or_file_data`.

```

tosca_definitions_version: toasca_simple_yaml_1_3
..
topology_template:
  ..

  node_templates:
    dbBackend:
      type: toasca.nodes.nfv.Vdu.Compute
      properties:
        ..
        boot_data:
          content_or_file_data
            data:
              http_proxy: { get_property: [vnf, modifiable_attributes, extensions,
http_proxy ] }
              source_path: { get_artifact : [ SELF, boot_data ] }
            artifacts:
              sw_image:
                type: toasca.artifacts.nfv.SwImage
                file: images/dbBackend.v1.0.1.qcow2
              boot_data:
                type: toasca.artifacts.example
                file: implementation/templates/boot_data.file
          ..

```

This example illustrates fetching the boot data value from a file by using `content_or_file_data` with `destination_path`.

```

tosca_definitions_version: toasca_simple_yaml_1_3
..
topology_template:
  ..

  node_templates:
    dbBackend:
      type: toasca.nodes.nfv.Vdu.Compute
      properties:
        ..
        boot_data:
          content_or_file_data:
            data:
              vm_name: get_property: [vnf, modifiable_attributes, extensions,
vm_name ]
              source_path: { get_artifact : [ SELF, boot_data ] }
              destination_path: /etc/
            artifacts:
              sw_image:
                type: toasca.artifacts.nfv.SwImage
                file: images/dbBackend.v1.0.1.qcow2
              boot_data:

```



```

type: toska.artifacts.example
file: implementation/templates/boot_data.file
..

```

This example illustrates the association of a software image artifact to a Vdu.Compute node. The name of the Vdu.Compute node template "dbBackend" will be used in external APIs to identify the image.

```

tosca_definitions_version: toska_simple_yaml_1_3
..
topology_template:
..

node_templates:
  dbBackend:
    type: toska.nodes.nfv.Vdu.Compute
    properties:
    ..

    ..
  artifacts:
    sw_image:
      type: toska.artifacts.nfv.SwImage
      file: images/dbBackend.v1.0.1.qcow2
      properties:
    ..

```

This example illustrates the association of a software image artifact to more than Vdu.Compute nodes. The name of the Vdu.Compute node template "dbBackend" and "oamService" will be used in external APIs to identify the image of each Vdu.Compute node.

```

tosca_definitions_version: toska_simple_yaml_1_3
..
topology_template:
..

node_templates:
  dbBackend:
    type: toska.nodes.nfv.Vdu.Compute
    properties:
    ..

    ..
  artifacts:
    sw_image:
      type: toska.artifacts.nfv.SwImage
      file: images/dbBackend.v1.0.1.qcow2
      properties:

  oamService:
    type: toska.nodes.nfv.Vdu.Compute
    properties:
    ..

    ..
  artifacts:
    sw_image:
      type: toska.artifacts.nfv.SwImage
      file: images/dbBackend.v1.0.1.qcow2
      properties:

```

..

6.8.4 tosca.nodes.nfv.Vdu.VirtualBlockStorage

6.8.4.1 Description

The VirtualBlockStorage node type describes the specifications of requirements related to virtual block storage resources, as defined in ETSI GS NFV-IFA 011 [1]. Table 6.8.4.1-1 specifies the declared names for this node type. These names shall be used as specified in TOSCA-Simple-Profile-YAML-v1.3 [20].

Table 6.8.4.1-1: Type name, shorthand, and URI

Shorthand Name	VirtualBlockStorage
Type Qualified Name	toscanfv:VirtualBlockStorage
Type URI	tosca.nodes.nfv.Vdu.VirtualBlockStorage

6.8.4.2 Properties

The properties of the VirtualBlockStorage node type shall comply with the provisions set out in table 6.8.4.2-1.

Table 6.8.4.2-1: Properties

Name	Required	Type	Constraints	Status	Description
virtual_block_storage_data	yes	tosca.datatypes.nfv.VirtualBlockStorage			Describes the block storage characteristics.
per_vnfc_instance	yes	boolean	default: true		Indicates whether the virtual storage descriptor shall be instantiated per VNFC instance.
nfvi_maintenance_info	no	tosca.datatypes.nfv.NfviMaintenanceInfo			Provides information on the rules to be observed when an instance based on this VirtualBlockStorage is impacted during NFVI operation and maintenance (e.g. NFVI resource upgrades).

6.8.4.3 Attributes

None.

6.8.4.4 Requirements

None.

6.8.4.5 Capabilities

The capabilities of the VirtualBlockStorage node type shall comply with the provisions set out in table 6.8.4.5-1.

Table 6.8.4.5-1: Capabilities

Name	Type	Constraints	Description
virtual_storage	tosca.capabilities.nfv.VirtualStorage		Defines the capabilities of virtual_storage.

6.8.4.6 Definition

The syntax of the VirtualBlockStorage node type shall comply with the following definition:

```

tosca.nodes.nfv.Vdu.VirtualBlockStorage:
  derived_from: toska.nodes.Root
  description: This node type describes the specifications of requirements related
to virtual block storage resources
  properties:
    virtual_block_storage_data:
      type: toska.datatypes.nfv.VirtualBlockStorageData
      description: Describes the block storage characteristics.
      required: true
    per_vnfc_instance:
      type: boolean
      description: Indicates whether the virtual storage descriptor shall be
instantiated per VNFC instance.
      required: true
      default: true
    nfvi_maintenance_info:
      type: toska.datatypes.nfv.NfviMaintenanceInfo
      description: Provides information on the rules to be observed when an instance
based on this VirtualBlockStorage is impacted during NFVI operation and maintenance
(e.g. NFVI resource upgrades).
      required: false
  capabilities:
    virtual_storage:
      type: toska.capabilities.nfv.VirtualStorage
      description: Defines the capabilities of virtual_storage.

```

6.8.4.7 Additional requirements

Node templates of type `tosca.nodes.nfv.Vdu.VirtualBlockStorage` may contain an artifact definition of type `tosca.artifacts.nfv.SwImage`. There shall be a maximum number of one such artifact definition in a `tosca.nodes.nfv.Vdu.VirtualBlockStorage` node template when attached to the node with type `tosca.nodes.nfv.Vdu.Compute`, otherwise, such artifact definition shall not be present. The node template name of type `tosca.nodes.nfv.Vdu.VirtualBlockStorage` fulfils the purpose of the "id" attribute of the `SwImageDesc` information element in ETSI GS NFV-IFA 011 [1] and hence it will be used in APIs to identify the software image id from the VNFD descriptor. See example in clause 6.8.3.8.

6.8.5 toska.nodes.nfv.Vdu.VirtualObjectStorage

6.8.5.1 Description

The `VirtualObjectStorage` node type describes the specifications of requirements related to virtual object storage resources, as defined in ETSI GS NFV-IFA 011 [1]. Table 6.8.5.1-1 specifies the declared names for this node type. These names shall be used as specified in TOSCA-Simple-Profile-YAML-v1.3 [20].

Table 6.8.5.1-1: Type name, shorthand, and URI

Shorthand Name	<code>VirtualObjectStorage</code>
Type Qualified Name	<code>toscanfv:VirtualObjectStorage</code>
Type URI	<code>tosca.nodes.nfv.Vdu.VirtualObjectStorage</code>

6.8.5.2 Properties

The properties of the `VirtualObjectStorage` node type shall comply with the provisions set out in table 6.8.5.2-1.

Table 6.8.5.2-1: Properties

Name	Required	Type	Constraints	Description
virtual_object_storage_data	yes	tosca.datatypes.nfv.VirtualObjectStorageData		Describes the object storage characteristics.
per_vnfc_instance	yes	boolean	default: true	Indicates whether the virtual storage descriptor shall be instantiated per VNFC instance.
nfvi_maintenance_info	no	tosca.datatypes.nfv.NfviMaintenanceInfo		Provides information on the rules to be observed when an instance based on this VirtualObjectStorage is impacted during NFVI operation and maintenance (e.g. NFVI resource upgrades).

6.8.5.3 Attributes

None.

6.8.5.4 Requirements

None.

6.8.5.5 Capabilities

The capabilities of the VirtualObjectStorage node type shall comply with the provisions set out in table 6.8.5.5-1.

Table 6.8.5.5-1: Capabilities

Name	Type	Constraints	Description
virtual_storage	tosca.capabilities.nfv.VirtualStorage		Defines the capabilities of virtual_storage.

6.8.5.6 Definition

The syntax of the VirtualObjectStorage node type shall comply with the following definition:

```

tosca.nodes.nfv.Vdu.VirtualObjectStorage:
  derived_from: tosca.nodes.Root
  description: This node type describes the specifications of requirements
related to virtual object storage resources
  properties:
    virtual_object_storage_data:
      type: tosca.datatypes.nfv.VirtualObjectStorageData
      description: Describes the object storage characteristics.
      required: true
    per_vnfc_instance:
      type: boolean
      description: Indicates whether the virtual storage descriptor shall be
instantiated per VNFC instance.
      required: true
      default: true
    nfvi_maintenance_info:
      type: tosca.datatypes.nfv.NfviMaintenanceInfo
      description: Provides information on the rules to be observed when an
instance based on this VirtualObjectStorage is impacted during NFVI operation and
maintenance (e.g. NFVI resource upgrades).
      required: false
  capabilities:

```

```

virtual_storage:
  type: toska.capabilities.nfv.VirtualStorage
  description: Defines the capabilities of virtual_storage.

```

6.8.5.7 Additional requirements

None.

6.8.6 toska.nodes.nfv.Vdu.VirtualFileStorage

6.8.6.1 Description

The VirtualFileStorage node type describes the specifications of requirements related to virtual file storage resources, as defined in ETSI GS NFV-IFA 011 [1]. Table 6.8.6.1-1 specifies the declared names for this node type. These names shall be used as specified in TOSCA-Simple-Profile-YAML-v1.3 [20].

Table 6.8.6.1-1: Type name, shorthand, and URI

Shorthand Name	VirtualFileStorage
Type Qualified Name	toscanfv:VirtualFileStorage
Type URI	tosca.nodes.nfv.Vdu.VirtualFileStorage

6.8.6.2 Properties

The properties of the VirtualFileStorage node type shall comply with the provisions set out in table 6.8.6.2-1.

Table 6.8.6.2-1: Properties

Name	Required	Type	Constraints	Description
virtual_file_storage_data	yes	tosca.datatypes.nfv.VirtualFileStorageData		Describes the file storage characteristics.
per_vnfc_instance	yes	boolean	default: true	Indicates whether the virtual storage descriptor shall be instantiated per VNFC instance.
nfvi_maintenance_info	no	tosca.datatypes.nfv.NfviMaintenanceInfo		Provides information on the rules to be observed when an instance based on this VirtualFileStorage is impacted during NFVI operation and maintenance (e.g. NFVI resource upgrades).

6.8.6.3 Attributes

None.

6.8.6.4 Requirements

The requirements of the VirtualFileStorage node type shall comply with the provisions set out in table 6.8.6.4-1.

Table 6.8.6.4-1: Requirements

Name	Required	Capability type	Constraints	Description
virtual_link	yes	tosca.capabilities.nfv.VirtualLinkable		Describes the requirements for linking to virtual link

6.8.6.5 Capabilities

The capabilities of the VirtualFileStorage node type shall comply with the provisions set out in table 6.8.6.5-1.

Table 6.8.6.5-1: Capabilities

Name	Type	Constraints	Description
virtual_storage	tosca.capabilities.nfv.VirtualStorage		Defines the capabilities of virtual_storage.

6.8.6.6 Definition

The syntax of the VirtualFileStorage node type shall comply with the following definition:

```

tosca.nodes.nfv.Vdu.VirtualFileStorage:
  derived_from: toska.nodes.Root
  description: This node type describes the specifications of requirements
related to virtual file storage resources
  properties:
    virtual_file_storage_data:
      type: toska.datatypes.nfv.VirtualFileStorageData
      description: Describes the file storage characteristics.
      required: true
    per_vnfc_instance:
      type: boolean
      description: Indicates whether the virtual storage descriptor shall be
instantiated per VNFC instance.
      required: true
      default: true
    nfvi_maintenance_info:
      type: toska.datatypes.nfv.NfviMaintenanceInfo
      description: Provides information on the rules to be observed when an
instance based on this VirtualFileStorage is impacted during NFVI operation and
maintenance (e.g. NFVI resource upgrades).
      required: false
  capabilities:
    virtual_storage:
      type: toska.capabilities.nfv.VirtualStorage
      description: Defines the capabilities of virtual_storage.
  requirements:
    - virtual_link:
      capability: toska.capabilities.nfv.VirtualLinkable
      relationship: toska.relationships.nfv.VirtualLinksTo
      occurrences: [1, 1]
      # description: Describes the requirements for linking to virtual link

```

6.8.6.7 Additional requirements

None.

6.8.7 toska.nodes.nfv.Cp

6.8.7.1 Description

The Cp node type is defined in clause 9.8.1 of the present document.

6.8.8 tosca.nodes.nfv.VduCp

6.8.8.1 Description

A VduCp node type represents the VduCpd information element as defined in ETSI GS NFV-IFA 011 [1], which describes network connectivity between a VNFC instance (based on VDU) and an internal VL. Table 6.8.8.1-1 specifies the declared names for this node type. These names shall be used as specified in TOSCA-Simple-Profile-YAML-v1.3 [20].

Table 6.8.8.1-1: Type name, shorthand, and URI

Shorthand Name	VduCp
Type Qualified Name	toscanfv:VduCp
Type URI	tosca.nodes.nfv.VduCp

6.8.8.2 Properties

The properties of the VduCp node type shall comply with the provisions set out in table 6.8.8.2-1.

Table 6.8.8.2-1: Properties

Name	Required	Type	Constraints	Description
bitrate_requirement	no	integer	greater_or_equal: 0	Bitrate requirement in bit per second on this connection point. See note 2.
virtual_network_interface_requirements	no	list of tosca.datatypes.nfv.VirtualNetworkInterfaceRequirements		Specifies requirements on a virtual network interface realizing the CPs instantiated from this CPD. See note 2.
order	no	integer	greater_or_equal: 0	The order of the NIC on the compute instance (e.g. eth2). See note 1. compute (also known as multi vNICs) and ordering is desired, it is <i>*mandatory*</i> that all ports will be set with an order value and. The order values shall represent a positive, arithmetic progression that starts with 0 (e.g. 0, 1, 2, ..., n). If the property is not present, it shall be left to the VIM to assign the value when creating the instance. See note 2.
vnic_type	no	string	Allowed values: normal, macvtap, direct, baremetal, virtio-forwarder, direct-physical, smart-nic, bridge, ipvlan, loopback, macvlan, ptp, vlan, host-device	Describes the type of the virtual network interface realizing the CPs instantiated from this CPD. This is used to determine which mechanism driver(s) to be used to bind the port. Additional values of the attribute for VDUs realized by one or set of OS containers: <ul style="list-style-type: none"> • bridge • ipvlan • loopback • macvlan • ptp • vlan host-device

Name	Required	Type	Constraints	Description
NOTE 1:				When binding more than one port to a single compute (also known as multi vNICs) and ordering is desired, it is mandatory that all ports will be set with an order value. The order values shall represent a positive, arithmetic progression that starts with 0 (i.e. 0, 1, 2,..., n).
NOTE 2:				For VDUs realized by one or a set of OS containers, the ability to configure virtualised resources based on this property might not be supported by all container technologies.
NOTE 3:				For CPs of VDUs realized by one or set of OS containers and used by the OS containers to connect to the primary container cluster external network, the ability to configure virtualised resources based on cpRole and trunkMode properties might not be supported by all container technologies.

6.8.8.3 Attributes

None.

6.8.8.4 Requirements

The requirements of the VduCp node type shall comply with the provisions set out in table 6.8.8.4-1.

Table 6.8.8.4-1: Requirements

Name	Required	Capability type	Constraints	Description
virtual_binding	no	tosca.capabilities.nfv.VirtualBindable		Describe the requirement for binding with VDU
virtual_link	yes	tosca.capabilities.nfv.VirtualLinkable		Describes the requirements for linking to virtual link

6.8.8.5 Capabilities

The capabilities of the VduCp node type shall comply with the provisions set out in table 6.8.8.5-1. This capability is available only the trunk_mode property value of this VduCp is "true" and there is at least one VduSubCp defined as subport of the same trunk.

Table 6.8.8.5-1: Capabilities

Name	Type	Constraints	Description
trunk_binding	tosca.capabilities.nfv.TrunkBindable		Defines ability of TrunkBindable.

6.8.8.6 Definition

The syntax of the VduCp node type shall comply with the following definition:

```

tosca.nodes.nfv.VduCp:
  derived_from: tosca.nodes.nfv.Cp
  description: describes network connectivity between a VNFC instance based on this
  VDU and an internal VL
  properties:
    bitrate_requirement:
      type: integer # in bits per second
      description: Bitrate requirement in bit per second on this connection point
      required: false
      constraints:
        - greater_or_equal: 0
    virtual_network_interface_requirements:
      type: list
      description: Specifies requirements on a virtual network interface realizing
      the CPs instantiated from this CPD
      required: false
      entry_schema:
        type: tosca.datatypes.nfv.VirtualNetworkInterfaceRequirements
    order:
      type: integer
      description: The order of the NIC on the compute instance (e.g.eth2)
      required: false
      constraints:
        - greater_or_equal: 0
    vnic_type:
      type: string
      description: Describes the type of the virtual network interface realizing the
      CPs instantiated from this CPD
      required: false
      constraints:
        - valid_values: [ normal, macvtap, direct, baremetal, virtio-forwarder,
        direct-physical, smart-nic, bridge, ipvlan, loopback, macvlan, ptp, vlan, host-device
        ]
    capabilities:
      trunk_binding: # This capability is available only the trunk_mode property value
      of this VduCp is true and there is at least one VduSubCp defined as subport of the
      same trunk.
      type: tosca.capabilities.nfv.TrunkBindable
      occurrences: [ 0, UNBOUNDED ]
    requirements:
      - virtual_link:
          capability: tosca.capabilities.nfv.VirtualLinkable
          relationship: tosca.relationships.nfv.VirtualLinksTo
          occurrences: [1, 1]
      - virtual_binding:
          capability: tosca.capabilities.nfv.VirtualBindable
          relationship: tosca.relationships.nfv.VirtualBindsTo
          occurrences: [0, 1]

```

6.8.8.7 Additional Requirements

The occurrence 0 of the virtual_binding requirement is applicable for node templates of tosca.nodes.nfv.VduSubCp node type derived from tosca.nodes.nfv.VduCp. For node templates of tosca.nodes.nfv.VduCp node type occurrence 1 applies.

6.8.9 tosca.nodes.nfv.VnfVirtualLink

6.8.9.1 Description

The VnfVirtualLink node type represents the VnfVirtualLinkDesc information element as defined in ETSI GS NFV-IFA 011 [1], which describes the information about an internal VNF VL. Table 6.8.9.1-1 specifies the declared names for this node type. These names shall be used as specified in TOSCA-Simple-Profile-YAML-v1.3 [20].

Table 6.8.9.1-1: Type name, shorthand, and URI

Shorthand Name	VnfVirtualLink
Type Qualified Name	toscanfv:VnfVirtualLink
Type URI	tosca.nodes.nfv.VnfVirtualLink

6.8.9.2 Properties

The properties of the VnfVirtualLink node type shall comply with the provisions set out in table 6.8.9.2-1.

Table 6.8.9.2-1: Properties

Name	Required	Type	Constraints	Description
connectivity_type	yes	ConnectivityType		Specifies the protocol exposed by the VL and the flow pattern supported by the VL.
description	no	string		Provides human-readable information on the purpose of the VL (e.g. control plane traffic).
test_access	no	list of string	Valid values: See YAML definition constraints	Test access facilities available on the VL.
vl_profile	yes	tosca.datatypes.nfv.VIProfile		Defines additional data for the VL: maximum and minimum bit rate requirements and QoS.
monitoring_parameters	no	map of tosca.datatypes.nfv.VirtualLinkMonitoringParameter		Describe monitoring parameters applicable to a VL instantiated from this node type. See note.
nfvi_maintenance_info	no	tosca.datatypes.nfv.NfviMaintenanceInfo		Provides information on the rules to be observed when an instance based on this VnfVirtualLink is impacted during NFVI operation and maintenance (e.g. NFVI resource upgrades).
externally_managed	no	string	Valid values: See YAML definition constraints	<p>Specifies the intent of the VNF designer with reference to the internal VL instances created from this descriptor being externally managed, i.e. whether it is "allowed" or "required" that these are externally managed.</p> <p>If this property is absent, the value "allowed" is assumed.</p> <p>If the VNFD does not reference any LCM script and if the "vnfm_info" property in the VNF-specific node type derived from the tosca.nodes.nfv.VNF node type indicates that the VNF can be managed by any ETSI NFV compliant VNFM, this property shall not be present.</p>

Name	Required	Type	Constraints	Description
NOTE: This property shall not be present in a VNFD service template when all the virtualisation containers of the VNF are realized as OsContainers.				

6.8.9.3 Requirements

None.

6.8.9.4 Capabilities

The capabilities of the VnfVirtualLink node type shall comply with the provisions set out in table 6.8.9.4-1.

Table 6.8.9.4-1: Capabilities

Name	Type	Constraints	Description
virtual_linkable	tosca.capabilities.nfv.VirtualLinkable		Defines ability of VirtualLinkable.

6.8.9.5 Definition

The syntax of the VnfVirtualLink node type shall comply with the following definition:

```

tosca.nodes.nfv.VnfVirtualLink:
  derived_from: toska.nodes.Root
  description: Describes the information about an internal VNF VL
  properties:
    connectivity_type:
      type: toska.datatypes.nfv.ConnectivityType
      description: Specifies the protocol exposed by the VL and the flow pattern
supported by the VL
      required: true
    description:
      type: string
      description: Provides human-readable information on the purpose of the VL
      required: false
    test_access:
      type: list
      description: Test access facilities available on the VL
      required: false
    entry_schema:
      type: string
      constraints:
        - valid_values: [ passive_monitoring, active_loopback ]
    vl_profile:
      type: toska.datatypes.nfv.VlProfile
      description: Defines additional data for the VL
      required: true
    monitoring_parameters:
      type: map #key: id
      entry_schema:
        type: toska.datatypes.nfv.VirtualLinkMonitoringParameter
        description: Describes monitoring parameters applicable to the VL
        required: false
    nfvi_maintenance_info:
      type: toska.datatypes.nfv.NfviMaintenanceInfo
      description: Provides information on the rules to be observed when an instance
based on this VnfVirtualLink is impacted during NFVI operation and maintenance (e.g.
NFVI resource upgrades).
      required: false

```

```

externally_managed:
  type: string
  description: Specifies the intent of the VNF designer w.r.t. the external
management of the internal VL instances created from this descriptor, i.e. whether it
is "allowed" or "required" that these are externally managed. If this property is
absent, the value "allowed" is assumed. If the VNFD does not reference any LCM script
and if the "vnfm_info" property in the VNF-specific node type derived from the
tosca.nodes.nfv.VNF node type indicates that the VNF can be managed by any ETSI NFV
compliant VNFM, this property shall not be present.
  required: false
  constraints:
    - valid_values: [ allowed, required ]
capabilities:
  virtual_linkable:
    type: toasca.capabilities.nfv.VirtualLinkable

```

6.8.10 toasca.nodes.nfv.VipCp

6.8.10.1 Description

A VipCp node type represents the VipCpd information element as defined in ETSI GS NFV-IFA 011 [1], which describes a connection point to allocate one or a set of virtual IP addresses. Table 6.8.10.1-1 specifies the declared names for this node type. These names shall be used as specified in TOSCA-Simple-Profile-YAML-v1.3 [20].

Table 6.8.10.1-1: Type name, shorthand, and URI

Shorthand Name	VipCp
Type Qualified Name	toscanfv:VipCp
Type URI	tosca.nodes.nfv.VipCp

6.8.10.2 Properties

The properties of the VipCp node type shall comply with the provisions set out in table 6.8.10.2-1.

Table 6.8.10.2-1: Properties

Name	Required	Type	Constraints	Description
dedicated_ip_addresses	yes	boolean		Indicates whether the VIP address shall be different from the addresses allocated to all associated VduCp instances or shall be the same as one of them. If set to true, the VIP address shall be different from the addresses allocated to all of the VduCp instances associated to it. If set to false, the VIP address shall be the same as one of the VduCp instances associated to it.
vip_function	yes	string	valid values: See YAML definition constraints	Indicates the function the virtual IP address is used for: high availability or load balancing. See note.
NOTE: When used for high availability, only one of the internal VDU CP instances or VNF external CP instances that share the virtual IP is bound to the VIP address at a time, i.e. only one is configured in the external (to the VNF) router to receive the packets e.g. as a result of a G-ARP message previously sent by this instance. When used for load balancing purposes all CP instances that share the virtual IP are bound to it. A load balancing function sends the packet to one or the other, but not to both.				

6.8.10.3 Attributes

None.

6.8.10.4 Requirements

The requirements of the VipCp node type shall comply with the provisions set out in table 6.8.10.4-1.

Table 6.8.10.4-1: Requirements

Name	Required	Type	Constraints	Description
target	yes	tosca.capabilities.Node		Describes the requirement for connecting to VDU CP instances that share the virtual IP address.
virtual_link	yes	tosca.capabilities.nfv.VirtualLinkable		Describes the requirements for linking to virtual link.

6.8.10.5 Definition

The syntax of the VipCp node type shall comply with the following definition:

```

tosca.nodes.nfv.VipCp:
  derived_from: tosca.nodes.nfv.Cp
  description: Describes a connection point to allocate one or a set of virtual IP
addresses
  properties:
    dedicated_ip_address:
      type: boolean
      description: Indicates whether the VIP address shall be different from the
addresses allocated to all associated VduCp instances or shall be the same as one of
them.
      required: true
      default: true
    vip_function:
      type: string
      description: "Indicates the function the virtual IP address is used for: high
availability or load balancing. When used for high availability, only one of the
internal VDU CP instances or VNF external CP instances that share the virtual IP is
bound to the VIP address at a time. When used for load balancing purposes all CP
instances that share the virtual IP are bound to it."
      required: true
      constraints:
        - valid_values: [ high_availability, load_balance ]
  requirements:
    - target:
      capability: tosca.capabilities.Node
      node: tosca.nodes.nfv.VduCp
      relationship: tosca.relationships.DependsOn
      occurrences: [ 1, UNBOUNDED ]
    - virtual_link:
      capability: tosca.capabilities.nfv.VirtualLinkable
      relationship: tosca.relationships.nfv.VipVirtualLinksTo
      occurrences: [1, 1]

```

6.8.10.6 Example

See clause A.13.

6.8.11 toska.nodes.nfv.VduSubCp

6.8.11.1 Description

A VduSubCp node type represents the Subport information element as defined in ETSI GS NFV-IFA 011 [1], which describes network connectivity between a VNFC instance (based on VDU) and an internal VL through a trunk port. Table 6.8.11.1-1 specifies the declared names for this node type. These names shall be used as specified in TOSCA-Simple-Profile-YAML-v1.3 [20].

Table 6.8.11.1-1: Type name, shorthand, and URI

Shorthand Name	VduSubCp
Type Qualified Name	toscanfv:VduSubCp
Type URI	tosca.nodes.nfv.VduSubCp

6.8.11.2 Properties

The properties of the VduSubCp node type shall comply with the provisions set out in table 6.8.11.2-1.

Table 6.8.11.2-1: Properties

Name	Required	Type	Constraints	Description
segmentation_type	no	string	Allowed values: vlan, inherit	Specifies the encapsulation type for the traffics coming in and out of the trunk subport.
segmentation_id	no	integer	greater_or_equal: 0	Specifies the segmentation ID for the subport, which is used to differentiate the traffics on different networks coming in and out of the trunk port. If a value is provided here it may be overridden by a value provided at run time when the infrastructure does not support mapping of segmentation IDs.

6.8.11.3 Attributes

None.

6.8.11.4 Requirements

The requirements of the VduSubCp node type shall comply with the provisions set out in table 6.8.11.4-1.

Table 6.8.11.4-1: Requirements

Name	Required	Capability type	Constraints	Description
trunk_binding	yes	tosca.capabilities.nfv.TrunkBindable		Describes the requirements for binding with trunk parent port.

6.8.11.5 Definition

The syntax of the VduSubCp node type shall comply with the following definition:

```
tosca.nodes.nfv.VduSubCp:
  derived_from: toska.nodes.nfv.VduCp
  description: describes network connectivity between a VNFC instance based on this
  VDU and an internal VL through a trunk port
  properties:
    segmentation_type:
```

```

    type: string
    description: Specifies the encapsulation type for the traffics coming in and
out of the trunk subport.
    required: false
    constraints:
      - valid_values: [ vlan, inherit ]
  segmentation_id:
    type: integer
    description: Specifies the segmentation ID for the subport, which is used to
differentiate the traffics on different networks coming in and out of the trunk port.
    required: false
    constraints:
      - greater_or_equal: 0
  requirements:
    - trunk_binding:
      capability: tosca.capabilities.nfv.TrunkBindable
      relationship: tosca.relationships.nfv.TrunkBindsTo
      node: tosca.nodes.nfv.VduCp
      occurrences: [1, 1]

```

6.8.11.6 Example

See clause A.16.

6.8.11.7 Additional Requirements

The trunk_mode property of the VduSubCp node shall be set as false.

6.8.12 tosca.nodes.nfv.Vdu.OsContainer

6.8.12.1 Description

The Vdu.OsContainer node type represents the OsContainerDesc information element as defined in ETSI GS NFV-IFA 011 [1]. Table 6.8.12.1-1 specifies the declared names for this node type. These names shall be used as specified in TOSCA-Simple-Profile-YAML-v1.3 [20].

Table 6.8.12.1-1: Type name, shorthand, and URI

Shorthand Name	Vdu.OsContainer
Type Qualified Name	toscanfv:Vdu.OsContainer
Type URI	tosca.nodes.nfv.Vdu.OsContainer

6.8.12.2 Properties

The properties of the Vdu.OsContainer node type shall comply with the provisions set out in table 6.8.12.2-1.

Table 6.8.12.2-1: Properties

Name	Required	Type	Constraints	Status	Description
name	yes	string			Human readable name of the OS Container.
description	yes	string			Human readable description of the OS Container.
requested_cpu_resources	no	integer	greater_than: 0		Number of CPU resources requested for the OS container in milli-CPU.
cpu_resource_limit	no	integer	greater_than: 0		Number of CPU resources the OS container can maximally use in milli-CPU.
requested_memory_resources	no	scalar-unit.size	greater_than: 0		Amount of memory resources requested for the OS container (e.g. in MB).
memory_resource_limit	no	scalar-unit.size	greater_than: 0		Amount of memory resources the OS container can maximum use (e.g. in MB).
requested_ephemeral_storage_resources	no	scalar-unit.size	greater_than: 0		Size of ephemeral storage resources requested for the OS container (e.g. in GB).
ephemeral_storage_resource_limit	no	scalar-unit.size	greater_than: 0		Size of ephemeral storage resources the OS container can maximum use (e.g. in GB).
extended_resource_requests	no	list of toasca.datatypes.nfv.ExtendedResourceData			Extended resources and their respective amount required by the container.
huge_pages_resources	no	list of toasca.datatypes.nfv.Hugepages			The requirement for huge pages resources. Each element in the list indicates a hugepage size and the total memory requested for hugepages of that size.
cpu_pinning_requirements	no	tosca.datatypes.nfv.VirtualCpuPinning			Requirements for CPU pinning configuration.

6.8.12.3 Attributes

None.

6.8.12.4 Capabilities

The capabilities of the Vdu.OsContainer node type shall comply with the provisions set out in table 6.8.12.4-1.

Table 6.8.12.4-1: Capabilities

Name	Type	Constraints	Description
container_deployable	tosca.capabilities.nfv.ContainerDeployable		Defines ability of ContainerDeployable.

6.8.12.5 Definition

The syntax of the Vdu.OsContainer node type shall comply with the following definition:

```
tosca.nodes.nfv.Vdu.OsContainer:
  derived_from: toasca.nodes.Root
  description: Describes the resources of a single OS container within a VDU
  properties:
    name:
```



```

    type: string
    description: Human readable name of the OS container
    required: true
  description:
    type: string
    description: Human readable description of the OS container
    required: true
  requested_cpu_resources:
    type: integer
    description: Number of CPU resources requested for the OS container in milli-
CPU.
    required: false
    constraints:
      - greater_or_equal: 0
  cpu_resource_limit:
    type: integer
    description: Number of CPU resources the OS container can maximally use in
milli-CPU.
    required: false
    constraints:
      - greater_or_equal: 0
  requested_memory_resources:
    type: scalar-unit.size
    description: Amount of memory resources requested for the OS container (e.g.
in MB).
    required: false
  memory_resource_limit:
    type: scalar-unit.size
    description: Amount of memory resources the OS container can maximum use (e.g.
in MB).
    required: false
  requested_ephemeral_storage_resources:
    type: scalar-unit.size
    description: Size of ephemeral storage resources requested for the OS
container (e.g. in GB).
    required: false
  ephemeral_storage_resource_limit:
    type: scalar-unit.size
    description: Size of ephemeral storage resources the OS container can maximum
use (e.g. in GB).
    required: false
  extended_resource_requests:
    type: list
    description: Extended resources and their respective amount required by the
container.
    required: false
  entry_schema:
    type: tosca.datatypes.nfv.ExtendedResourceData
    constraints:
      - min_length: 1
  huge_pages_resources:
    type: list
    description: The requirement for huge pages resources. Each element in the
list indicates a hugepage size and the total memory requested for hugepages of that
size.
    required: false
  entry_schema:
    type: tosca.datatypes.nfv.Hugepages
  cpu_pinning_requirements:
    type: tosca.datatypes.nfv.VirtualCpuPinning
    description: Requirements for CPU pinning configuration.

```

```

required: false
capabilities:
  container_deployable:
    type: toska.capabilities.nfv.ContainerDeployable
    occurrences: [ 1, UNBOUNDED ]

```

6.8.12.6 Additional requirements

Node templates of type `tosca.nodes.nfv.Vdu.OsContainer` shall contain an artifact definition of type `tosca.artifacts.nfv.SwImage`. There shall be a maximum number of one such artifact definition in a `tosca.nodes.nfv.Vdu.OsContainer` node template. The node template name of type `tosca.nodes.nfv.Vdu.OsContainer` fulfils the purpose of the "id" attribute of the `SwImageDesc` information element in ETSI GS NFV-IFA 011 [1] and hence it will be used in APIs to identify the software image id from the VNFD perspective.

6.8.13 `tosca.nodes.nfv.Vdu.OsContainerDeployableUnit`

6.8.13.1 Description

The `Vdu.OsContainerDeployableUnit` node type describes the aggregate of OS containers of a VDU (when realized as OS containers) which is a construct supporting the description of the deployment and operational behaviour of a VNFC.

Table 6.8.13.1-1 specifies the declared names for this node type. These names shall be used as specified in TOSCA-Simple-Profile-YAML-v1.3 [20].

Table 6.8.13.1-1: Type name, shorthand, and URI

Shorthand Name	<code>Vdu.OsContainerDeployableUnit</code>
Type Qualified Name	<code>toscanfv:Vdu.OsContainerDeployableUnit</code>
Type URI	<code>tosca.nodes.nfv.Vdu.OsContainerDeployableUnit</code>

6.8.13.2 Properties

The properties of the `Vdu.OsContainerDeployableUnit` node type shall comply with the provisions set out in table 6.8.13.2-1.

Table 6.8.13.2-1: Properties

Name	Required	Type	Constraints	Status	Description
<code>name</code>	yes	string			Human readable name of the Vdu.
<code>description</code>	yes	string			Human readable description of the Vdu.
<code>logical_node</code>	no	Map of <code>tosca.datatypes.nfv.LogicalNodeData</code>			Describes the Logical Node requirements.
<code>requested_additional_capabilities</code>	no	Map of <code>tosca.datatypes.nfv.RequestedAdditionalCapability</code>			Describes additional capability for a particular OS container.
<code>nfvi_constraints</code>	no	map of string			Describes constraints on the NFVI for the VNFC instance(s) created from this Vdu. For example, aspects of a secure hosting environment for the VNFC instance that involve additional entities or processes. This property is reserved for future use in the present document.

Name	Required	Type	Constraints	Status	Description
configurable_properties	no	map of tosca.datatype.nfv.VnfcConfigurableProperties			Describes the configurable properties of all VNFC instances based on this VDU.
vdu_profile	yes	tosca.datatype.nfv.VduProfile			Defines additional instantiation data for the VDU.OsContainerDeployableUnit node.
mcio_constraint_params	no	list of string	Valid values: See YAML definition constraints		Defines the parameter names for constraints expected to be assigned to MCIOs realizing this Vdu.OsContainerDeployableUnit. The value specifies the standardized semantical context of the MCIO constraints.
mcio_identification_data	yes	tosca.datatype.nfv.MciIdentificationData			Name and type of the MCIO that realizes this Vdu.OsContainerDeployableUnit. It allows the VNFM to identify the MCIO e.g. when querying the CISM.

6.8.13.3 Attributes

None.

6.8.13.4 Requirements

The requirements of the Vdu.OsContainerDeployableUnit node type shall comply with the provisions set out in table 6.8.13.4-1.

Table 6.8.13.4-1: Requirements

Name	Required	Capability type	Constraints	Description
virtual_storage	no	tosca.capabilities.nfv.VirtualStorage		Describes storage requirements for a virtual_storage instance attached to the VDU released by the Vdu.OSContainerDeployableUnit
container	yes	tosca.capabilities.nfv.ContainerDeployable		Describes the OsContainer requirements that encompass the Vdu.OsContainerDeployableUnit

6.8.13.5 Capabilities

The capabilities of the Vdu.OsContainerDeployableUnit node type shall comply with the provisions set out in table 6.8.13.5-1.

Table 6.8.13.5-1: Capabilities

Name	Type	Constraints	Description
virtual_binding	tosca.capabilities.nfv.VirtualBindable		Defines ability of VirtualBindable.
associable	tosca.capabilities.nfv.AssociableVdu		Defines ability of AssociableVDU.

6.8.13.6 Definition

The syntax of the Vdu.OsContainerDeployableUnit node type shall comply with the following definition:

```
tosca.nodes.nfv.Vdu.OsContainerDeployableUnit:
  derived_from: tosca.nodes.Root
```

```

description: Describes the aggregate of container of a VDU (when realized as OS
containers) which supporting the description of the deployment and operational
behavior of a VNFC
properties:
  name:
    type: string
    description: Human readable name of the VDU
    required: true
  description:
    type: string
    description: Human readable description of the VDU
    required: true
  logical_node:
    type: map
    description: Describes the Logical Node requirements
    required: false
    entry_schema:
      type: toasca.datatypes.nfv.LogicalNodeData
  requested_additional_capabilities:
    type: map
    description: Describes additional capability for a particular OS container
    required: false
    entry_schema:
      type: toasca.datatypes.nfv.RequestedAdditionalCapability
  nfvi_constraints:
    type: map
    description: Describes constraints on the NFVI for the VNFC instance(s)
created from this VDU. This property is reserved for future use in the present
document.
    required: false
    entry_schema:
      type: string
  configurable_properties:
    type: toasca.datatypes.nfv.VnfcConfigurableProperties
    required: false
#   derived types are expected to introduce
#   configurable_properties with its type derived from
#   toasca.datatypes.nfv.VnfcConfigurableProperties
  vdu_profile:
    type: toasca.datatypes.nfv.VduProfile
    description: Defines additional instantiation data for the
Vdu.OsContainerDeployableUnit node
    required: true
  mcio_constraint_params:
    type: list
    entry_schema:
      type: string
    constraints:
      - valid_values:
          - affinity_nfvi_pop
          - affinity_zone
          - affinity_zone_group
          - affinity_nfvi_node
          - affinity_cis_node
          - anti_affinity_nfvi_pop
          - anti_affinity_zone
          - anti_affinity_zone_group
          - anti_affinity_nfvi_node
          - anti_affinity_cis_node
          - local_affinity_nfvi_pop
          - local_affinity_zone

```

- local_affinity_zoneGroup
- local_affinity_nfvi_node
- local_affinity_cis_node
- local_anti_affinity_nfvi_pop
- local_anti_affinity_zone
- local_anti_affinity_zone_group
- local_anti_affinity_nfvi_node
- local_anti_affinity_cis_node
- node_additional_capability_ssd
- node_additional_capability_dpdk
- node_additional_capability_sriov
- node_additional_capability_gpu
- node_additional_capability_fpga
- node_additional_capability_cpu_pin
- node_capability_logical_numa
- node_pool

description: Defines the parameter names for constraints expected to be assigned to MCIOs realizing this Vdu.OsContainerDeployableUnit. The value specifies the standardized semantical context of the MCIO constraints.

required: false

mcio_identification_data:

type: toska.datatypes.nfv.McioIdentificationData

description: Name and type of the MCIO that realizes this Vdu.OsContainerDeployableUnit. It allows the VNFM to identify the MCIO e.g. when querying the CISM.

capabilities:

virtual_binding:

type: toska.capabilities.nfv.VirtualBindable

occurrences: [0, UNBOUNDED]

associable:

type: toska.capabilities.nfv.AssociableVdu

occurrences: [1, 1]

requirements:

- virtual_storage:

capability: toska.capabilities.nfv.VirtualStorage

relationship: toska.relationships.nfv.AttachesTo

occurrences: [0, UNBOUNDED]

- container:

capability: toska.capabilities.nfv.ContainerDeployable

relationship: toska.relationships.nfv.DeploysTo

occurrences: [1, UNBOUNDED]

6.8.14 toska.nodes.nfv.Mciop

6.8.14.1 Description

The Mciop node type does not correspond to an information element defined in ETSI GS NFV-IFA 011 [1]. It is a representation of the object described by the mciop artifact, capable of being profiled by the properties of the MciopProfile information element defined in ETSI GS NFV-IFA 011 [1]. Table 6.8.14.1-1 specifies the declared names for this node type. These names shall be used as specified in TOSCA-Simple-Profile-YAML-v1.3 [20].

Table 6.8.14.1-1: Type name, shorthand, and URI

Shorthand Name	Mciop
Type Qualified Name	toscanfv:Mciop
Type URI	tosca.nodes.nfv.Mciop

6.8.14.2 Properties

None.

6.8.14.3 Attributes

None.

6.8.14.4 Requirements

The requirements of the Mciop node type shall comply with the provisions set out in table 6.8.14.4-1.

Table 6.8.14.4-1: Requirements

Name	Required	Capability type	Constraints	Description
associatedVdu	yes	tosca.capabilities.nfv.AssociableVdu		Specifies Vdu.OsContainerDeployableUnit nodes that are associated to the Mciop.

6.8.14.5 Capabilities

None.

6.8.14.6 Definition

The syntax of the Mciop node type shall comply with the following definition:

```

tosca.nodes.nfv.Mciop:
  derived_from: toska.nodes.Root
  description: Representation of the object described by the mciop artifact, capable
of being profiled by the properties of the MciopProfile information element defined in
ETSI GS NFV-IFA 011.
  requirements:
    - associatedVdu:
      capability: toska.capabilities.nfv.AssociableVdu
      relationship: toska.relationships.nfv.MciopAssociates
      node: toska.nodes.nfv.Vdu.OsContainerDeployableUnit
      occurrences: [1, UNBOUNDED]

```

6.8.14.7 Additional Requirements

The dependency requirement as defined in TOSCA-Simple-Profile-YAML-v1.3 [20] may be used towards other Mciop nodes to express the order of deployment.

Node templates of type toska.nodes.nfv.Mciop may contain an artifact definition of type toska.artifacts.nfv.HelmChart. There shall be a maximum number of one such artifact definition in a toska.nodes.nfv.Mciop node template.

6.8.14.8 Example

See clause A.18.

6.8.15 tosca.nodes.nfv.VirtualCp

6.8.15.1 Description

A VirtualCp node type represents the VirtualCpd information element as defined in ETSI GS NFV-IFA 011 [1], which describes a requirement to create a virtual connection point allowing the access to a number of VNFC instances (based on their respective VDUs). Table 6.8.15.1-1 specifies the declared names for this node type. These names shall be used as specified in TOSCA-Simple-Profile-YAML-v1.3 [20].

Table 6.8.15.1-1: Type name, shorthand, and URI

Shorthand Name	VirtualCp
Type Qualified Name	toscanfv:VirtualCp
Type URI	tosca.nodes.nfv.VirtualCp

6.8.15.2 Properties

The properties of the VirtualCp node type shall comply with the provisions set out in table 6.8.15.2-1.

Table 6.8.15.2-1: Properties

Name	Required	Type	Constraints	Description
additionalServiceData	no	List of tosca.datatypes.nfv.AdditionalServiceData		Additional service identification data of the VirtualCp exposed to NFV-MANO.
address_pool_name_configurable	yes	boolean	default: false	Indicates whether the corresponding MCIO supports configuration of an address pool name. See notes 1 and 2.
NOTE 1: The property is only relevant if the virtualCp is instantiated in a cluster that supports configuration of IP address pools for virtualCps. Otherwise it shall be ignored. MetalLB is an example of a solution for Kubernetes® that supports configuration of address pools for load balancer services.				
NOTE 2: The value of this property and the value of the ip_address_assignment property (see clause 9.2.2) are uncorrelated. In particular, a value false of the ip_address_assignment property does not prevent a value true of the address_pool_name_configurable property.				

6.8.15.3 Attributes

None.

6.8.15.4 Requirements

The requirements of the VirtualCp node type shall comply with the provisions set out in table 6.8.15.4-1.

Table 6.8.15.4-1: Requirements

Name	Required	Capability type	Constraints	Description
target	yes	tosca.capabilities.Node		Target shall be Vdu.OsContainerDeployableUnit
virtual_link	no	tosca.capabilities.nfv.VirtualLinkable		Describes the requirements for linking to virtual link

6.8.15.5 Definition

The syntax of the VirtualCp node type shall comply with the following definition:

```

tosca.nodes.nfv.VirtualCp:
  derived_from: tosca.nodes.nfv.Cp
  description: Describes a virtual connection point allowing access to a number of
VNFC instances (based on their respective VDUs).
  properties:
    additionalServiceData:
      type: list
      entry_schema:
        type: tosca.datatypes.nfv.AdditionalServiceData
        description: Additional service identification data of the VirtualCp exposed
to NFV-MANO
      required: false
    address_pool_name_configurable:
      type: boolean
      description: Indicates whether the corresponding MCIO supports configuration
of an address pool name.
      required: true
      default: false
    requirements:
      - target:
          capability: tosca.capabilities.Node
          relationship: tosca.relationships.DependsOn
          node: tosca.nodes.nfv.Vdu.OsContainerDeployableUnit
          occurrences: [ 1, UNBOUNDED ]
      - virtual_link:
          capability: tosca.capabilities.nfv.VirtualLinkable
          relationship: tosca.relationships.nfv.VirtualLinksTo
          occurrences: [0, 1]

```

6.8.15.5a Additional requirements

In the node type "VirtualCp", the value "mac_address" is not applicable in the "address_type" property inherited from the "Cp" node type.

In a VNFD service template, if this VirtualCp represents a Kubernetes® load balancer service realized by one or a set of OS containers:

- if the IP address is configurable in the declarative descriptor of the corresponding MCIO, the property ip_address_assignment shall be set to true in the L3AddressData;
- if the IP address is not configurable in the declarative descriptor of the corresponding MCIO, the property ip_address_assignment shall be set to false and the ip_address_assignment_subtype shall be set to dynamic.

If this VirtualCp represents a Kubernetes® NodePort service:

- the property ip_address_assignment shall be set to false and the ip_address_assignment_subtype shall be set to dynamic.

Indicating which Kubernetes® service type VirtualCp represents is not supported in the present document.

6.8.15.6 Example

```

VirtCp1:
  type: tosca.nodes.nfv.VirtualCp
  properties:
    layer_protocols: [ tcp ]
    protocol:

```



```

- address_data:
  - address_type: ip_address
    l3_address_data:
      floating_ip_activated: true
      ip_address_assignment: false
      ip_address_type: ipv6
      number_of_ip_address: 1
      associated_layer_protocol: ipv6
    additionalServiceData:
      - portData:
          - name: AccessService
            protocol: tcp
            port: 8001
            portConfigurable: false
          - name: ConfigService
            protocol: tcp
            port: 443
            portConfigurable: false
      requirements:
        - target: Vdu_1

Vdu_1:
  type: toasca.nodes.nfv.Vdu.OsContainerDeployableUnit
  properties:
    name: "SWLB"
    description: "Software Load Balancer"
    vdu_profile:
      min_number_of_instances: 1
      max_number_of_instances: 4
  requirements:
    - container: Vdu_1_Container_1

```

6.9 Group Types

6.9.1 toasca.groups.nfv.PlacementGroup

6.9.1.1 Description

PlacementGroup is used for describing the affinity or anti-affinity relationship applicable between the virtualisation containers to be created based on different VDUs, or between internal VLs to be created based on different VnfVirtualLinkDesc(s) or between the workloads being deployed based on different Mciops. Table 6.9.1.1-1 specifies the declared names for this group type. These names shall be used as specified in TOSCA-Simple-Profile-YAML-v1.3 [20].

Table 6.9.1.1-1: Type name, shorthand, and URI

Shorthand Name	PlacementGroup
Type Qualified Name	toscanfv:PlacementGroup
Type URI	tosca.groups.nfv.PlacementGroup

6.9.1.2 Properties

The properties of the PlacementGroup group type shall comply with the provisions set out in table 6.9.1.2-1.

Table 6.9.1.2-1: Properties

Name	Required	Type	Constraints	Description
description	yes	string		Human readable description of the group

6.9.1.3 Definition

The syntax of the PlacementGroup group type shall comply with the following definition:

```

tosca.groups.nfv.PlacementGroup:
  derived_from: toska.groups.Root
  description: PlacementGroup is used for describing the affinity or anti-affinity
relationship applicable between the virtualisation containers to be created based on
different VDUs, or between internal VLs to be created based on different
VnfVirtualLinkDesc(s) or between the workloads being deployed based on different
Mciops
  properties:
    description:
      type: string
      description: Human readable description of the group
      required: true
    members: [ toska.nodes.nfv.Vdu.Compute,
tosca.nodes.nfv.Vdu.OsContainerDeployableUnit, toska.nodes.nfv.VnfVirtualLink,
tosca.nodes.nfv.Mciop ]

```

6.9.1.4 Additional Requirements

A group with type toska.groups.nfv.PlacementGroup shall contain more than one member with the same node type when used as the target of an AffinityRule or AntiAffinityRule policy.

6.9.1.5 Examples

See clause 6.10.10.5.

6.10 Policy Types

6.10.1 toska.policies.nfv.InstantiationLevels

6.10.1.1 Description

The InstantiationLevels type is a policy type representing all the instantiation levels of resources to be instantiated within a deployment flavour and including default instantiation level in term of the number of VNFC instances to be created as defined in ETSI GS NFV-IFA 011 [1]. This policy concerns the whole VNF (deployment flavour) represented by the topology_template and thus has no explicit target list. Table 6.10.1.1-1 specifies the declared names for this policy type. These names shall be used as specified in TOSCA-Simple-Profile-YAML-v1.3 [20].

Table 6.10.1.1-1: Type name, shorthand, and URI

Shorthand Name	InstantiationLevels
Type Qualified Name	toscanfv:InstantiationLevels
Type URI	tosca.policies.nfv.InstantiationLevels

6.10.1.2 Properties

The properties of the InstantiationLevels policy type shall comply with the provisions set out in table 6.10.1.2-1.

Table 6.10.1.2-1: Properties

Name	Required	Type	Constraints	Description
levels	yes	map of toska.datatypes.nfv.InstantiationLevel		Describes the various levels of resources that can be used to instantiate the VNF using this flavour.
default_level	no	string		The default instantiation level for this flavour.

6.10.1.3 Definition

The syntax of the InstantiationLevels policy type shall comply with the following definition:

```
tosca.policies.nfv.InstantiationLevels:
  derived_from: toska.policies.Root
  description: The InstantiationLevels type is a policy type representing all the
instantiation levels of resources to be instantiated within a deployment flavour and
including default instantiation level in term of the number of VNFC instances to be
created as defined in ETSI GS NFV-IFA 011.
  properties:
    levels:
      type: map # key: levelId
      description: Describes the various levels of resources that can be used to
instantiate the VNF using this flavour.
      required: true
      entry_schema:
        type: toska.datatypes.nfv.InstantiationLevel
      constraints:
        - min_length: 1
    default_level:
      type: string # levelId
      description: The default instantiation level for this flavour.
      required: false # required if multiple entries in levels
```

6.10.2 toska.policies.nfv.VduInstantiationLevels

6.10.2.1 Description

The VduInstantiationLevels type is a policy type representing all the instantiation levels of resources to be instantiated within a deployment flavour in term of the number of VNFC instances to be created from each vdu. Compute as defined in ETSI GS NFV-IFA 011 [1].

Table 6.10.2.1-1 specifies the declared names for this policy type. These names shall be used as specified in TOSCA Simple-Profile-YAML-v1.3 [20].

Table 6.10.2.1-1: Type name, shorthand, and URI

Shorthand Name	VduInstantiationLevels
Type Qualified Name	toscanfv:VduInstantiationLevels
Type URI	tosca.policies.nfv.VduInstantiationLevels

6.10.2.2 Properties

The properties of the VduInstantiationLevels policy type shall comply with the provisions set out in table 6.10.2.2-1.

Table 6.10.2.2-1: Properties

Name	Required	Type	Constraints	Description
levels	yes	map of tosca.datatypes.nfv. VduLevel		Describes the Vdu.Compute levels of resources that can be used to instantiate the VNF using this flavour.

6.10.2.3 Definition

The syntax of the VduInstantiationLevels policy type shall comply with the following definition:

```
tosca.policies.nfv.VduInstantiationLevels:
  derived_from: toska.policies.Root
  description: The VduInstantiationLevels type is a policy type representing all the
instantiation levels of resources to be instantiated within a deployment flavour in
term of the number of VNFC instances to be created from each vdu.Compute. as defined
in ETSI GS NFV-IFA 011
  properties:
    levels:
      type: map # key: levelId
      description: Describes the Vdu.Compute levels of resources that can be used to
instantiate the VNF using this flavour
      required: true
      entry_schema:
        type: toska.datatypes.nfv.VduLevel
      constraints:
        - min_length: 1
      targets: [ toska.nodes.nfv.Vdu.Compute,
tosca.nodes.nfv.Vdu.OsContainerDeployableUnit ]
```

6.10.2.4 Additional Requirements

A VduInstantiationLevels policy shall contain an entry for each instantiation level (and only for them) defined in the InstantiationLevels policy.

6.10.3 toska.policies.nfv.VirtualLinkInstantiationLevels

6.10.3.1 Description

The VirtualLinkInstantiationLevels type is a policy type representing all the instantiation levels of virtual link resources to be instantiated within a deployment flavour as defined in ETSI GS NFV-IFA 011 [1]. Table 6.10.3.1-1 specifies the declared names for this policy type. These names shall be used as specified in TOSCA-Simple-Profile-YAML-v1.3 [20].

Table 6.10.3.1-1: Type name, shorthand, and URI

Shorthand Name	VirtualLinkInstantiationLevels
Type Qualified Name	toscanfv:VirtualLinkInstantiationLevels
Type URI	tosca.policies.nfv.VirtualLinkInstantiationLevels

6.10.3.2 Properties

The properties of the VirtualLinkInstantiationLevels policy type shall comply with the provisions set out in table 6.10.3.2-1.

Table 6.10.3.2-1: Properties

Name	Required	Type	Constraints	Description
levels	yes	map of tosca.dataty pes.nfv.Virtu alLinkBitrate Level		Describes the virtual link levels of resources that can be used to instantiate the VNF using this flavour.

6.10.3.3 Definition

The syntax of the VirtualLinkInstantiationLevels policy type shall comply with the following definition:

```

tosca.policies.nfv.VirtualLinkInstantiationLevels:
  derived_from: tosca.policies.Root
  description: The VirtualLinkInstantiationLevels type is a policy type representing
all the instantiation levels of virtual link resources to be instantiated within a
deployment flavour as defined in ETSI GS NFV-IFA 011.
  properties:
    levels:
      type: map # key: levelId
      description: Describes the virtual link levels of resources that can be used
to instantiate the VNF using this flavour.
      required: true
      entry_schema:
        type: tosca.datatypes.nfv.VirtualLinkBitrateLevel
      constraints:
        - min_length: 1
  targets: [ tosca.nodes.nfv.VnfVirtualLink ]

```

6.10.3.4 Additional Requirements

A VirtualLinkInstantiationLevels policy shall contain an entry for each instantiation level (and only for them) defined in the InstantiationLevels policy.

6.10.4 Void

6.10.5 tosca.policies.nfv.ScalingAspects

6.10.5.1 Description

The ScalingAspects type is a policy type representing the scaling aspects used for horizontal scaling as defined in ETSI GS NFV-IFA 011 [1]. This policy concerns the whole VNF (deployment flavour) represented by the topology_template and thus has no explicit target list. Table 6.10.5.1-1 specifies the declared names for this policy type. These names shall be used as specified in TOSCA-Simple-Profile-YAML-v1.3 [20].

Table 6.10.5.1-1: Type name, shorthand, and URI

Shorthand Name	ScalingAspects
Type Qualified Name	toscanfv:ScalingAspects
Type URI	tosca.policies.nfv.ScalingAspects

6.10.5.2 Properties

The properties of the ScalingAspects policy type shall comply with the provisions set out in table 6.10.5.2-1.

Table 6.10.5.2-1: Properties

Name	Required	Type	Constraints	Description
aspects	yes	Map of toska.datatypes.nfv.ScalingAspect		Describe maximum scale level for total number of scaling steps that can be applied to a particular aspect.

6.10.5.3 Definition

The syntax of the ScalingAspects policy type shall comply with the following definition:

```
tosca.policies.nfv.ScalingAspects:
  derived_from: toska.policies.Root
  description: The ScalingAspects type is a policy type representing the scaling
aspects used for horizontal scaling as defined in ETSI GS NFV-IFA 011
  properties:
    aspects:
      type: map # key: aspectId
      description: Describe maximum scale level for total number of scaling steps
that can be applied to a particular aspect
      required: true
      entry_schema:
        type: toska.datatypes.nfv.ScalingAspect
      constraints:
        - min_length: 1
```

6.10.5.4 Additional Requirements

A scaling aspect for which only one scaling delta is defined in VduScalingAspectDeltas and VirtualLinkBitrateScalingAspectDeltas policies is called a "uniform aspect". In the case of "uniform aspect", the step_deltas properties of toska.datatypes.nfv.ScalingAspect is optional. If step_deltas is included, the value shall be a list of entries of step_deltas.

6.10.5.5 Examples

See clause A.6.

6.10.6 toska.policies.nfv.VduScalingAspectDeltas

6.10.6.1 Description

The VduScalingAspectDeltas type is a policy type representing the Vdu.Compute detail of an aspect deltas used for horizontal scaling, as defined in ETSI GS NFV-IFA 011 [1]. Table 6.10.6.1-1 specifies the declared names for this policy type. These names shall be used as specified in TOSCA-Simple-Profile-YAML-v1.3 [20].

Table 6.10.6.1-1: Type name, shorthand, and URI

Shorthand Name	VduScalingAspectDeltas
Type Qualified Name	toscanfv:VduScalingAspectDeltas
Type URI	tosca.policies.nfv.VduScalingAspectDeltas

6.10.6.2 Properties

The properties of the VduScalingAspectDeltas policy type shall comply with the provisions set out in table 6.10.6.2-1.

Table 6.10.6.2-1: Properties

Name	Required	Type	Constraints	Description
aspect	yes	string		Represents the scaling aspect to which this policy applies.
deltas	yes	map of tosca.datatypes .nfv.VduLevel		Describes the Vdu.Compute scaling deltas to be applied for every scaling steps of a particular aspect.

6.10.6.3 Definition

The syntax of the VduScalingAspectDeltas policy type shall comply with the following definition:

```
tosca.policies.nfv.VduScalingAspectDeltas:
  derived_from: tosca.policies.Root
  description: The VduScalingAspectDeltas type is a policy type representing the
  Vdu.Compute detail of an aspect deltas used for horizontal scaling, as defined in ETSI
  GS NFV-IFA 011
  properties:
    aspect:
      type: string
      description: Represents the scaling aspect to which this policy applies
      required: true
    deltas:
      type: map # key: scalingDeltaId
      description: Describes the Vdu.Compute scaling deltas to be applied for every
  scaling steps of a particular aspect.
      required: true
      entry_schema:
        type: tosca.datatypes.nfv.VduLevel
      constraints:
        - min_length: 1
  targets: [ tosca.nodes.nfv.Vdu.Compute,
  tosca.nodes.nfv.Vdu.OsContainerDeployableUnit ]
```

6.10.6.4 Additional Requirements

In the case of "uniform aspect", the deltas properties shall have only one entry.

If a policy definition of this type is included in a service template, a policy definition of the type VduInitialDelta defined in clause 6.10.8 of the present document shall also be included with the same target.

6.10.6.5 Examples

See clause A.6.

6.10.7 tosca.policies.nfv.VirtualLinkBitrateScalingAspectDeltas

6.10.7.1 Description

The VirtualLinkBitrateScalingAspectDeltas type is a policy type representing the VnfVirtualLink detail of an aspect deltas used for horizontal scaling, as defined in ETSI GS NFV-IFA 011 [1]. Table 6.10.7.1-1 specifies the declared names for this policy type. These names shall be used as specified in TOSCA-Simple-Profile-YAML-v1.3 [20].

Table 6.10.7.1-1: Type name, shorthand, and URI

Shorthand Name	VirtualLinkBitrateScalingAspectDeltas
Type Qualified Name	toscanfv:VirtualLinkBitrateScalingAspectDeltas
Type URI	tosca.policies.nfv.VirtualLinkBitrateScalingAspectDeltas

6.10.7.2 Properties

The properties of the VirtualLinkBitrateScalingAspectDeltas policy type shall comply with the provisions set out in table 6.10.7.2-1.

Table 6.10.7.2-1: Properties

Name	Required	Type	Constraints	Description
aspect	yes	string		Represents the scaling aspect to which this policy applies.
deltas	yes	map of tosca.datatypes.nfv.VirtualLinkBitrateLevel		Describes the VnfVirtualLink scaling deltas to be applied for every scaling steps of a particular aspect.

6.10.7.3 Definition

The syntax of the VirtualLinkBitrateScalingAspectDeltas policy type shall comply with the following definition:

```
tosca.policies.nfv.VirtualLinkBitrateScalingAspectDeltas:
  derived_from: toasca.policies.Root
  description: The VirtualLinkBitrateScalingAspectDeltas type is a policy type
  representing the VnfVirtualLink detail of an aspect deltas used for horizontal
  scaling, as defined in ETSI GS NFV-IFA 011.
  properties:
    aspect:
      type: string
      description: Represents the scaling aspect to which this policy applies.
      required: true
    deltas:
      type: map # key: scalingDeltaId
      description: Describes the VnfVirtualLink scaling deltas to be applied for
  every scaling steps of a particular aspect.
      required: true
    entry_schema:
      type: toasca.datatypes.nfv.VirtualLinkBitrateLevel
    constraints:
      - min_length: 1
  targets: [ toasca.nodes.nfv.VnfVirtualLink ]
```

6.10.7.4 Additional Requirements

In the case of "uniform aspect", the deltas properties shall have only one entry.

If a policy definition of this type is included in a service template, a policy definition of the type VirtualLinkBitrateInitialDelta defined in clause 6.10.9 of the present document shall also be included with the same target.

6.10.7.5 Examples

See clause A.6.

6.10.8 tosca.policies.nfv.VduInitialDelta

6.10.8.1 Description

The VduInitialDelta type is a policy type representing the Vdu.Compute detail of an initial delta used for horizontal scaling, as defined in ETSI GS NFV-IFA 011 [1]. Table 6.10.8.1-1 specifies the declared names for this policy type. These names shall be used as specified in TOSCA-Simple-Profile-YAML-v1.3 [20].

Table 6.10.8.1-1: Type name, shorthand, and URI

Shorthand Name	VduInitialDelta
Type Qualified Name	toscanfv:VduInitialDelta
Type URI	tosca.policies.nfv.VduInitialDelta

6.10.8.2 Properties

The properties of the VduInitialDelta policy type shall comply with the provisions set out in table 6.10.8.2-1.

Table 6.10.8.2-1: Properties

Name	Required	Type	Constraints	Description
initial_delta:	yes	tosca.datatypes.nfv.VduLevel		Represents the initial minimum size of the VNF.

6.10.8.3 Definition

The syntax of the VduInitialDelta policy type shall comply with the following definition:

```
tosca.policies.nfv.VduInitialDelta:
  derived_from: tosca.policies.Root
  description: The VduInitialDelta type is a policy type representing the
  Vdu.Compute detail of an initial delta used for horizontal scaling, as defined in
  ETSI GS NFV-IFA 011.
  properties:
    initial_delta:
      type: tosca.datatypes.nfv.VduLevel
      description: Represents the initial minimum size of the VNF.
      required: true
  targets: [ tosca.nodes.nfv.Vdu.Compute,
  tosca.nodes.nfv.Vdu.OsContainerDeployableUnit ]
```

6.10.8.4 Examples

See clause A.6.

6.10.9 tosca.policies.nfv.VirtualLinkBitrateInitialDelta

6.10.9.1 Description

The VirtualLinkBitrateInitialDelta type is a policy type representing the VnfVirtualLink detail of an initial deltas used for horizontal scaling, as defined in ETSI GS NFV-IFA 011 [1]. Table 6.10.9.1-1 specifies the declared names for this policy type. These names shall be used as specified in TOSCA-Simple-Profile-YAML-v1.3 [20].

Table 6.10.9.1-1: Type name, shorthand, and URI

Shorthand Name	VirtualLinkBitrateInitialDelta
Type Qualified Name	toscanfv:VirtualLinkBitrateInitialDelta
Type URI	tosca.policies.nfv.VirtualLinkBitrateInitialDelta

6.10.9.2 Properties

The properties of the VirtualLinkBitrateInitialDelta policy type shall comply with the provisions set out in table 6.10.9.2-1.

Table 6.10.9.2-1: Properties

Name	Required	Type	Constraints	Description
initial_delta:	yes	tosca.datatypes.nfv.VirtualLinkBitrateLevel		Represents the initial minimum size of the VNF.

6.10.9.3 Definition

The syntax of the VirtualLinkBitrateInitialDelta policy type shall comply with the following definition:

```

tosca.policies.nfv.VirtualLinkBitrateInitialDelta:
  derived_from: toasca.policies.Root
  description: The VirtualLinkBitrateInitialDelta type is a policy type
representing the VnfVirtualLink detail of an initial deltas used for horizontal
scaling, as defined in ETSI GS NFV-IFA 011.
  properties:
    initial_delta:
      type: toasca.datatypes.nfv.VirtualLinkBitrateLevel
      description: Represents the initial minimum size of the VNF.
      required: true
  targets: [ toasca.nodes.nfv.VnfVirtualLink ]

```

6.10.9.4 Examples

See clause A.6.

6.10.10 AffinityRule, AntiAffinityRule

6.10.10.1 Description

The AffinityRule or AntiAffinityRule describes the affinity or anti-affinity rules applicable for the defined targets:

- If there is only one node template with node type toasca.nodes.nfv.Vdu.Compute or toasca.nodes.nfv.Vdu.OsContainerDeployableUnit or toasca.nodes.nfv.VnfVirtualLink set as the targets, the AffinityRule or AntiAffinityRule applies between the virtualisation containers to be created based on a particular VDU, or between internal VLs to be created based on a particular VnfVirtualLinkDesc as described in ETSI GS NFV-IFA 011 [1].
- If there are more than one node templates with node type toasca.nodes.nfv.Vdu.Compute or toasca.nodes.nfv.Vdu.OsContainerDeployableUnit or toasca.nodes.nfv.VnfVirtualLink or toasca.nodes.nfv.Mciop set as the targets, or a group with type toasca.groups.nfv.PlacementGroup which contains more than one members set as targets, the AffinityRule or AntiAffinityRule applies between the virtualisation containers to be created based on different VDUs, or between internal VLs to be created based on different VnfVirtualLinkDesc(s) or between sets of virtualisation containers, realized by OS containers, to be created based on different MCIOPs as described in ETSI GS NFV-IFA 011 [1].

Tables 6.10.10.1-1 and 6.10.10.1-2 specify the declared names for the policy types. These names shall be used as specified in TOSCA-Simple-Profile-YAML-v1.3 [20].

Table 6.10.10.1-1: Type name, shorthand, and URI

Shorthand Name	AffinityRule
Type Qualified Name	toscanfv:AffinityRule
Type URI	tosca.policies.nfv.AffinityRule

Table 6.10.10.1-2: Type name, shorthand, and URI

Shorthand Name	AntiAffinityRule
Type Qualified Name	toscanfv:AntiAffinityRule
Type URI	tosca.policies.nfv.AntiAffinityRule

6.10.10.2 Properties

The properties of the AffinityRule and AntiAffinityRule types shall comply with the provisions set out in table 6.10.10.2-1.

Table 6.10.10.2-1: Properties

Name	Required	Type	Constraints	Description
scope	Yes	String	Possible values are "nfvi_pop", "zone", "zone_group", "nfvi_node", "network_link_and_node", "container_namespace", "cis_node".	Specifies the scope of the affinity or anti-affinity rule. See notes 1, 2 and 3.
nfvi_maintenance_group_info	no	tosca.datatypes.nfv.NfviMaintenanceInfo		Provides information on the impact tolerance and rules to be observed when a group of instances based on the same Vdu.Compute node (for VM based VDU) is impacted during NFVI operation and maintenance (e.g. NFVI resource upgrades). See notes 4 and 5.
<p>NOTE 1: When used in an anti-affinity relationship, the "network_link_and_node" scope is conceptually similar to link and node disjoint paths capabilities used commonly in network Traffic Engineering (TE). For example, as in Fast Reroute Resource Reservation Protocol Traffic Engineering (RSVP-TE) for Label-Switched Path (LSP) tunnels as introduced in IETF RFC 4090 [i.17].</p> <p>NOTE 2: The "container" namespace is only applicable when the targets of the policy are exclusively nodes of type tosca.nodes.nfv.Mciop.</p> <p>NOTE 3: The "cis-node" scope is only applicable when the targets of the policy are exclusively nodes of type tosca.nodes.nfv.Vdu.OsContainerDeployableUnit.</p> <p>NOTE 4: The nfvi_maintenance_info property may only be present if there is only one node template with node type tosca.nodes.nfv.Vdu.Compute (for VM based VDU) set as the targets.</p> <p>NOTE 5: An NFVI level operation (e.g. restart of a virtual machine) can impact a VNF and the VNF can be able to tolerate only a limited number of such impacts simultaneously. The nfvi_maintenance_group_info provides constraints related to the tolerated simultaneous impacts on a group of resources so that negative impact on VNF functionality can be avoided during NFVI maintenance operations.</p>				

6.10.10.3 targets

The targets of the AffinityRule and AntiAffinityRule policy types shall comply with the provisions set out in table 6.10.10.3-1.

Table 6.10.10.3-1: Targets

Name	Required	Type	Constraints	Description
targets	Yes	string[]	Valid types: tosca.nodes.nfv.Vdu.Compute tosca.nodes.nfv.VnfVirtualLink tosca.groups.nfv.PlacementGroup tosca.nodes.nfv.Mciop, tosca.nodes.nfv.Vdu.OsContainerDeployableUnit	In case of LocalAffinityOrAntiAffinityRule as defined in ETSI GS NFV-IFA 011 [1], the valid type of the targets is tosca.nodes.nfv.Vdu.Compute or tosca.nodes.nfv.Vdu.OsContainerDeployableUnit or tosca.nodes.nfv.VnfVirtualLink. In case of affinityOrAntiAffinityGroup as defined in ETSI GS NFV-IFA 011 [1], the valid types of the targets are: tosca.nodes.nfv.Vdu.Compute and tosca.nodes.nfv.Vdu.OsContainerDeployableUnit and tosca.nodes.nfv.VnfVirtualLink and tosca.nodes.nfv.Mciop or a tosca.groups.nfv.PlacementGroup.

6.10.10.4 Definition

The syntax of the AffinityRule policy type shall comply with the following definition:

```

tosca.policies.nfv.AffinityRule:
  derived_from: tosca.policies.Placement
  description: The AffinityRule describes the affinity rules applicable for the
defined targets
  properties:
    scope:
      type: string
      description: scope of the rule is an NFVI_node, an NFVI_PoP, etc.
      required: true
      constraints:
        - valid_values: [ nfvi_node, zone, zone_group, nfvi_pop,
network_link_and_node, container_namespace, cis_node ]
      nfvi_maintenance_group_info:
        type: tosca.datatypes.nfv.NfviMaintenanceInfo
        description: Provides information on the impact tolerance and rules to be
observed when a group of instances based on the same Vdu.Compute (for VM based VDU)
node is impacted during NFVI operation and maintenance (e.g. NFVI resource upgrades).
        required: false
      targets: [ tosca.nodes.nfv.Vdu.Compute, tosca.nodes.nfv.VnfVirtualLink,
tosca.groups.nfv.PlacementGroup, tosca.nodes.nfv.Mciop,
tosca.nodes.nfv.Vdu.OsContainerDeployableUnit ]

```

The syntax of the AntiAffinityRule policy type shall comply with the following definition:

```

tosca.policies.nfv.AntiAffinityRule:
  derived_from: tosca.policies.Placement
  description: The AntiAffinityRule describes the anti-affinity rules applicable for
the defined targets
  properties:
    scope:
      type: string
      description: scope of the rule is an NFVI_node, an NFVI_PoP, etc.
      required: true
      constraints:
        - valid_values: [ nfvi_node, zone, zone_group, nfvi_pop,
network_link_and_node, container_namespace, cis_node ]
      nfvi_maintenance_group_info:
        type: tosca.datatypes.nfv.NfviMaintenanceInfo

```

```

description: Provides information on the impact tolerance and rules to be
observed when a group of instances based on the same Vdu.Compute node is impacted
during NFVI operation and maintenance (e.g. NFVI resource upgrades).
required: false
targets: [ tosca.nodes.nfv.Vdu.Compute, tosca.nodes.nfv.VnfVirtualLink,
tosca.groups.nfv.PlacementGroup, tosca.nodes.nfv.Mciop,
tosca.nodes.nfv.Vdu.OsContainerDeployableUnit ]

```

6.10.10.5 Examples

The following example template fragments illustrate the concepts:

```

node_templates:
  VDU_1:
    type: tosca.nodes.nfv.Vdu.Compute

policies:
  policy_affinity_local_VDU_1:
    type: tosca.policies.nfv.AffinityRule
    targets: [ VDU_1 ]
    properties:
      scope: nfvi_node

```

The above example illustrates a local affinity rule for VDU_1.

```

node_template:
  VDU_1:
    type: tosca.nodes.nfv.Vdu.Compute

  VDU_2:
    type: tosca.nodes.nfv.Vdu.Compute

groups:
  affinityOrAntiAffinityGroup_1:
    type: tosca.groups.nfv.PlacementGroup
    members: [ VDU_1, VDU_2 ]

policies:
  policy_antiaffinity_group_1:
    type: tosca.policies.nfv.AntiAffinityRule
    targets: [ affinityOrAntiAffinityGroup_1 ]
    properties:
      scope: nfvi_node

```

The above example illustrates an anti-affinity policy among a group which contains VDU_1 and VDU_2 as members.

6.10.11 tosca.policies.nfv.Abstract.SecurityGroupRule

6.10.11.1 Description

The Abstract.SecurityGroupRule policy type is defined in clause 9.10.1 of the present document.

6.10.12 tosca.policies.nfv.SupportedVnfInterface

6.10.12.1 Description

The SupportedVnfInterface policy type represents interfaces produced by a VNF, the details to access them and the applicable connection points to use to access these interfaces. It corresponds to the VnfInterfaceDetails information element defined in ETSI GS NFV-IFA 011 [1]. Table 6.10.12.1-1 specifies the declared names for this policy type. These names shall be used as specified in TOSCA-Simple-Profile-YAML-v1.3 [20].

Table 6.10.12.1-1: Type name, shorthand, and URI

Shorthand Name	SupportedVnfInterface
Type Qualified Name	toscanfv:SupportedVnfInterface
Type URI	tosca.policies.nfv.SupportedVnfInterface

6.10.12.2 Properties

The properties of the SupportedVnfInterface policy type shall comply with the provisions set out in table 6.10.12.2-1.

Table 6.10.12.2-1: Properties

Name	Required	Type	Constraints	Description
interface_name	yes	string	Valid values vnf_indicator vnf_configuration vnf_lcm_coordination	Identifies an interface produced by the VNF.
details	no	tosca.datatypes.nfv.InterfaceDetails		Provide additional data to access the interface endpoint (e.g. API URI prefix).

6.10.12.3 Definition

The syntax of the SupportedVnfInterface policy type shall comply with the following definition:

```
tosca.policies.nfv.SupportedVnfInterface:
  derived_from: tosca.policies.Root
  description: this policy type represents interfaces produced by a VNF, the details
to access them and the applicable connection points to use to access these interfaces
  properties:
    interface_name:
      type: string
      description: Identifies an interface produced by the VNF.
      required: true
      constraints:
        - valid_values: [ vnf_indicator, vnf_configuration, vnf_lcm_coordination ]
    details:
      type: tosca.datatypes.nfv.InterfaceDetails
      description: Provide additional data to access the interface endpoint
      required: false
  targets: [ tosca.nodes.nfv.VnfExtCp, tosca.nodes.nfv.VduCp ]
```

6.10.12.4 Additional requirements

The valid targets for this policy type shall be the node templates representing the connection point descriptors from which to instantiate the connection point instances through which the interfaces can be accessed. This may be a VnfExtCp node template or a VduCp node template when an internal connection point is re-exposed externally.

6.10.12.5 Example

```

policies:
  policy_interface_1:
    type: toska.policies.nfv.SupportedVnfInterface
    targets: [ MyVnfmFacingExtCp ]
    properties:
      interface_name: vnf_indicator
    details:
      uri_components:
        scheme: https
        authority:
          host: myvnf.example.com

```

6.10.13 toska.policies.nfv.SecurityGroupRule

6.10.13.1 Description

The SecurityGroupRule type is a policy type specifying the matching criteria for the ingress and/or egress traffic to and from visited connection points as defined in ETSI GS NFV-IFA 011 [1]. Table 6.10.13.1-1 specifies the declared names for this policy type. These names shall be used as specified in TOSCA-Simple-Profile-YAML-v1.3 [20].

Table 6.10.13.1-1: Type name, shorthand, and URI

Shorthand Name	SecurityGroupRule
Type Qualified Name	toscanfv:SecurityGroupRule
Type URI	tosca.policies.nfv.SecurityGroupRule

6.10.13.2 Properties

None.

6.10.13.3 targets

The targets of the SecurityGroupRule policy types shall comply with the provisions set out in table 6.10.13.3-1.

Table 6.10.13.3-1: Targets

Name	Required	Type	Constraints	Description
targets	yes	string[]	Valid types: tosca.nodes.nfv.VduCp, tosca.nodes.nfv.VnfExtCp, tosca.nodes.nfv.Vdu.OsContainerDeployableUnit	Target connection points of VduCp and/or VnfExtCp, or target VDUs based on one or set of OS containers. See note.
NOTE: If the OsContainerDeployableUnit is used as the target, the security rule is applicable for all the connection points related to the OsContainerDeployableUnit.				

6.10.13.4 Definition

The syntax of the SecurityGroupRule policy type shall comply with the following definition:

```
tosca.policies.nfv.SecurityGroupRule:
  derived_from: toska.policies.nfv.Abstract.SecurityGroupRule
  description: The SecurityGroupRule type is a policy type specified the
  matching criteria for the ingress and/or egress traffic to/from visited connection
  points as defined in ETSI GS NFV-IFA 011.
  targets: [ toska.nodes.nfv.VduCp, toska.nodes.nfv.VnfExtCp,
  toska.nodes.nfv.Vdu.OsContainerDeployableUnit ]
```

6.10.13.5 Additional Requirements

None.

6.10.14 toska.policies.nfv.VnfIndicator

6.10.14.1 Description

The VnfIndicator is a base policy type for defining VNF indicator specific policies that define the conditions to assess and the action to perform when a VNF indicator changes value as defined in ETSI GS NFV-IFA 011 [1].

Table 6.10.14.1-1 specifies the declared names for this policy type. These names shall be used as specified in TOSCA-Simple-Profile-YAML-v1.3 [20].

Table 6.10.14.1-1: Type name, shorthand, and URI

Shorthand Name	VnfIndicator
Type Qualified Name	toscanfv:VnfIndicator
Type URI	tosca.policies.nfv.VnfIndicator

6.10.14.2 Properties

The properties of the VnfIndicator policy type shall comply with the provisions set out in table 6.10.14.2-1.

Table 6.10.14.2-1: Properties

Name	Required	Type	Constraints	Description
source	yes	string	valid values: See YAML definition constraints	Describe the source of the indicator.

6.10.14.3 Definition

The syntax of the VnfIndicator policy type shall comply with the following definition:

```
tosca.policies.nfv.VnfIndicator:
  derived_from: toska.policies.Root
  description: The VnfIndicator policy type is a base policy type for defining VNF
  indicator specific policies that define the conditions to assess and the action to
  perform when a VNF indicator changes value as defined in ETSI GS NFV-IFA 011.
  properties:
    source:
      type: string
      description: Describe the source of the indicator.
      required: true
```



```

constraints:
  - valid_values: [ vnf, em, both_vnf_and_em ]
targets: [ tosca.nodes.nfv.VNF ]

```

6.10.14.4 Additional requirements

The VNFD service template may include VNF indicator specific policies of VnfIndicator type with the following requirements:

- a) it shall include one or more trigger definitions which:
 - shall include an event with a value equal to the full name of a notification in the VnfIndicator interface definition of the VNF node where the policy applies;
 - may include a condition definition which can assert the value of vnf indicator attributes and other node attributes using arbitrary AND and OR combinations of the individual assertions;
 - may include an action invoking one or multiple operations of the Vnflcm interface;
- b) the target shall be set to the node template to which the policy applies, i.e. to the node template of the VNF specific type present in the topology template that represents a particular deployment flavour.

6.10.15 tosca.policies.nfv.VnfPackageChange

6.10.15.1 Description

The VnfPackageChange type is a policy type specifying the processes and rules to be used for performing the resource related tasks, to change VNF instance to a different VNF Package (destination package) as defined in ETSI GS NFV-IFA 011 [1]. Table 6.10.15.1-1 specifies the declared names for this policy type. These names shall be used as specified in TOSCA-Simple-Profile-YAML-v1.3 [20].

Table 6.10.15.1-1: Type name, shorthand, and URI

Shorthand Name	VnfPackageChange
Type Qualified Name	toscanfv:VnfPackageChange
Type URI	tosca.policies.nfv.VnfPackageChange

6.10.15.2 Properties

The properties of the VnfPackageChange policy type shall comply with the provisions set out in table 6.10.15.2-1.

Table 6.10.15.2-1: Properties

Name	Required	Type	Constraints	Description
selectors	yes	list of toasca.datatypes.nfv.VnfPackageChangeSelector		Information to identify the source and destination VNFD for the change, and the related deployment flavours. See note 1.
modification_qualifier	yes	string	up, down	Specifies the type of modification resulting from transitioning from srcVnfId to dstVnfId. The possible values are UP indicating that the destination VNF version is newer than the source version, DOWN indicating that the destination VNF version is older than the source version.
additional_modification_description	no	string		Additional information to qualify further the change between the two versions.
component_mappings	no	list of toasca.datatypes.nfv.VnfPackageChangeComponentMapping		Mapping information related to identifiers of components in source VNFD and destination VNFD that concern to the change process.
destination_flavour_id	yes	string		Identifies the deployment flavour in the destination VNF package for which this change applies. The flavour ID is defined in the destination VNF package.
actions	no	list of string		List of applicable supported LCM coordination action names specified in this VNFD (action_name) as a TOSCA policy of a type derived from toasca.policies.nfv.LcmCoordinationAction.
referenced_coordination_actions	no	list of string		List of names of coordination actions not specified within this VNFD as a TOSCA policy of a type derived from toasca.policies.nfv.LcmCoordinationAction. See note 2.
<p>NOTE 1: If selectors include multiple entries, all other properties apart from the selectors in the VnfPackageChange policy define the package change that is applicable to any change path defined by any of the entries in the selectors. If change paths require e.g. different component_mappings they shall be described by different VnfPackageChange policies. Each triplet (source_descriptor_id, destination_descriptor_id, source_flavour_id) represented by one entry in the selectors shall not appear more than once in a VNFD. If a triplet occurs in both, source and destination package, the content of the identified VnfPackageChange policies (apart from the selectors) shall be the same.</p> <p>NOTE 2: Naming conventions for coordination names are defined in names as specified in clause 10.7 of ETSI GS NFV-SOL 002 [22].</p>				

6.10.15.3 Definition

The syntax of the VnfPackageChange policy type shall comply with the following definition:

```
tosca.policies.nfv.VnfPackageChange:
  derived_from: toasca.policies.Root
  description: policy type specifying the processes and rules to be used for
performing the resource related tasks, to change VNF instance to a different VNF
Package (destination package)
  properties:
    selector:
```

```

    type: list
    entry_schema:
      type: tosca.datatypes.nfv.VnfPackageChangeSelector
      description: Information to identify the source and destination VNFD for
the change, and the related deployment flavours.
      required: true
      constraints:
        - min_length: 1
    modification_qualifier:
      type: string
      description: Specifies the type of modification resulting from
transitioning from srcVnfdId to dstVnfdId. The possible values are UP indicating
that the destination VNF version is newer than the source version, DOWN indicating
that the destination VNF version is older than the source version.
      constraints: [ valid_values: [ up, down ] ]
      required: true
    additional_modification_description:
      type: string
      description: Additional information to qualify further the change between
the two versions.
      required: false
    component_mappings:
      type: list
      entry_schema:
        type: tosca.datatypes.nfv.VnfPackageChangeComponentMapping
        description: Mapping information related to identifiers of components in
source VNFD and destination VNFD that concern to the change process.
        required: false
    destination_flavour_id:
      type: string
      description: Identifies the deployment flavour in the destination VNF
package for which this change applies. The flavour ID is defined in the
destination VNF package.
      required: true
    actions:
      type: list
      description: List of applicable supported LCM coordination action names
(action_name) specified in this VNFD as a TOSCA policy of a type derived from
tosca.policies.nfv.LcmCoordinationAction.
      required: false
      entry_schema:
        type: string
    referenced_coordination_actions:
      type: list
      description: List of names of coordination actions not specified within
this VNFD as a TOSCA policy of a type derived from
tosca.policies.nfv.LcmCoordinationAction.
      required: false
      entry_schema:
        type: string
    targets: [ tosca.nodes.nfv.VNF ]

```

6.10.15.4 Additional Requirements

The VnfPackageChange specific type policy shall have exactly one trigger with an event and an action.

The event value shall be set to change_current_package_notification notification of Vnflcm interface.

The target shall be set to the node template to which the policy applies, i.e. to the node template of the VNF specific type present in the topology template that represents a particular deployment flavour.

The action value shall be set to either `change_current_package` operation on the `Vnflcm` (in case the same LCM script or no LCM script with the same set of "additionalParams" or no "additionalParams" is suitable for all change paths) or one of the VNF-specific operations on the `ChangeCurrentVnfPackage` interface (in case different change paths require different LCM scripts or no LCM script potentially with different sets of "additionalParams" or no "additionalParams").

The policy shall be applied when the actual values of the `descriptor_id` and `flavour_id` of the source VNF type and the `descriptor_id` of the destination VNF type match the `source_descriptor_id`, `destination_descriptor_id` and `source_flavour_id` properties, respectively, of the selector in the policy.

VNF-specific coordination actions shall be declared with their parameters in data types derived from `tosca.datatypes.nfv.VnfLcmOpCoord` (see clause 6.2.67), and an `interface_name` property of the `tosca.policies.nfv.SupportedVnfInterface` set to "vnf_lcm_coordination" shall be specified in the related deployment flavour to signal that this interface is exposed by the VNF.

NOTE: During and after the VNF Package change all information related to any other deployment flavours in the source VNFD than the source flavour is no longer applicable.

6.10.15.5 Example

The following example template illustrates a VNFD which is supporting VNF package change info via using `VnfPackageChange` policy, `additional_parameters` input for each case of the selector and VNF specific interface (`tosca.interfaces.nfv.ChangeCurrentVnfPackage`), LCM coordination actions, and other data types. A policy definition of `change_from_version_1` and `change_to_version_1` has a trigger. The action will be taken when the conditions of the selector values are satisfied. The policy has an event associated to the notification of `tosca.interfaces.nfv.Vnflcm.change_current_package_notification`.

```
tosca_definitions_version: tosca_simple_yaml_1_3

imports:
..

node_types:
  MyCompany.SunshineDB.2_0.2_0:
    derived_from: tosca.nodes.nfv.VNF
    properties:
      descriptor_id:
        type: string
        constraints: [ equal: ebc68e34-0cfa-40ba-8b45-9caa31f9dcb5 ]
        default: ebc68e34-0cfa-40ba-8b45-9caa31f9dcb5
      provider:
        type: string
        constraints: [ equal: MyCompany ]
        default: MyCompany
      product_name:
        type: string
        constraints: [ equal: SunshineDB ]
        default: SunshineDB
      software_version:
        type: string
        constraints: [ equal: '2.0' ]
        default: '2.0'
      descriptor_version:
        type: string
        constraints: [ equal: '2.0' ]
        default: '2.0'
      flavour_id:
        type: string
        constraints: [ equal: default ]
        default: default
```

```

..
interfaces:
  MyCompanyChangeCurrentVnfPackage:
    type: MyCompany.interfaces.nfv.ChangeCurrentVnfPackage

interface_types:
  MyCompany.interfaces.nfv.ChangeCurrentVnfPackage
  derived_from: tosca.interfaces.nfv.ChangeCurrentVnfPackage
  operations:
    change_from_version_1:
      description: operation for change from version 1 to 2
      inputs:
        additional_parameters:
          type:
MyCompany.datatypes.nfv.VnfChangeFromVersion1AdditionalParameters
      change_to_version_1:
        description: operation for change from version 2 to 1
        inputs:
          additional_parameters:
            type: MyCompany.datatypes.nfv.VnfChangeToVersion1AdditionalParameters

data_types:
  ..

  MyCompany.datatypes.nfv.VnfChangeFromVersion1AdditionalParameters:
    derived_from: tosca.datatypes.nfv.VnfOperationAdditionalParameters
    properties:
      parameter_1:
        type: string
      parameter_2:
        type: string

  MyCompany.datatypes.nfv.VnfChangeToVersion1AdditionalParameters:
    derived_from: tosca.datatypes.nfv.VnfOperationAdditionalParameters
    properties:
      parameter_3:
        type: string
      parameter_4:
        type: string

  MyCompany.datatypes.nfv.VnfChangeFromVersion1OpCoord:
    derived_from: tosca.datatypes.nfv.VnfLcmOpCoord
    properties:
      description:
        type: string
        required: true
        constraints: [ equal: 'MyCompany vnf change from version 1 operation
coordination information' ]
        default: 'MyCompany vnf change from version 1 operation coordination
information'
      endpoint_type:
        type: string
        required: true
        constraints: [ equal: 'vnf' ]
        default: 'vnf'
      coordination_stage:
        type: string
        required: true
        constraints: [ equal: 'start' ]
        default: 'start'
      input_parameters:

```

```

    type: MyCompany.datatypes.nfv.VnfChangeFromVersion1InputOpCoordParams
    required: true
  output_parameters:
    type: MyCompany.datatypes.nfv.VnfChangeGeneralOutputOpCoordParams
    required: true

MyCompany.datatypes.nfv.VnfChangeToVersion1OpCoord:
  derived_from: tosca.datatypes.nfv.VnfLcmOpCoord
  properties:
    description:
      type: string
      required: true
      constraints: [ equal: 'MyCompany vnf change to version 1 operation
coordination information' ]
    default: 'MyCompany vnf change to version 1 operation coordination
information'
    endpoint_type:
      type: string
      required: true
      constraints: [ equal: 'vnf' ]
      default: 'vnf'
    coordination_stage:
      type: string
      required: true
      constraints: [ equal: 'start' ]
      default: 'start'
    input_parameters:
      type: MyCompany.datatypes.nfv.VnfChangeToVersion1InputOpCoordParams
      required: true
    output_parameters:
      type: MyCompany.datatypes.nfv.VnfChangeGeneralOutputOpCoordParams
      required: true

MyCompany.datatypes.nfv.InstantiateOpCoord:
  derived_from: tosca.datatypes.nfv.VnfLcmOpCoord
  properties:
    description:
      type: string
      required: true
      constraints: [ equal: 'MyCompany vnf instantiate operation coordination
information' ]
    default: 'MyCompany vnf instantiate operation coordination information'
    endpoint_type:
      type: string
      required: true
      constraints: [ equal: 'vnf' ]
      default: 'vnf'
    coordination_stage:
      type: string
      required: true
      constraints: [ equal: 'start' ]
      default: 'start'
    input_parameters:
      type: MyCompany.datatypes.nfv.InstantiateInputOpCoordParams
      required: true

MyCompany.datatypes.nfv.InstantiateInputOpCoordParams:
  derived_from: tosca.datatypes.nfv.InputOpCoordParams
  properties:
    data1:
      type: string

```

```

    required: true
    constraints: [ equal: 'value_1' ]
    default: 'value_1'

MyCompany.datatypes.nfv.VnfChangeFromVersion1InputOpCoordParams:
  derived_from: tosca.datatypes.nfv.InputOpCoordParams
  properties:
    data2:
      type: string
      required: true
      constraints: [ equal: 'value_2' ]
      default: 'value_2'

MyCompany.datatypes.nfv.VnfChangeToVersion1InputOpCoordParams:
  derived_from: tosca.datatypes.nfv.InputOpCoordParams
  properties:
    data3:
      type: string
      required: true
      constraints: [ equal: 'value_3' ]
      default: 'value_3'

MyCompany.datatypes.nfv.VnfChangeGeneralOutputOpCoordParams:
  derived_from: tosca.datatypes.nfv.OutputOpCoordParams
  properties:
    data4:
      type: string
      required: true
      constraints: [ equal: 'value_4' ]
      default: 'value_4'

..

policy_types:

  tosca.policies.nfv.LcmCoordinationAction.InstantiateHelloHandshake:
    derived_from: tosca.policies.nfv.LcmCoordinationAction
    properties:
      action:
        type: MyCompany.datatypes.nfv.InstantiateOpCoord

  tosca.policies.nfv.VnfChangeFromVersion1Action1OpCoord:
    derived_from: tosca.policies.nfv.LcmCoordinationAction
    properties:
      action:
        type: MyCompany.datatypes.nfv.VnfChangeFromVersion1OpCoord

  tosca.policies.nfv.VnfChangeToVersion1Action1OpCoord:
    derived_from: tosca.policies.nfv.LcmCoordinationAction
    properties:
      action:
        type: MyCompany.datatypes.nfv.VnfChangeToVersion1OpCoord

topology_template:
  substitution_mappings:
    node_type: MyCompany.SunshineDB.2_0.2_0
    ..

node_templates:
  sunshine_db:
    type: MyCompany.SunshineDB.2_0.2_0

```

```

..
interfaces:
  MyCompanyChangeCurrentVnfPackage:
    operations:
      ..
      change_from_version_1:
        implementation: change-from-version-1.workbook.mistral.yaml
      change_to_version_1:
        implementation: change-to-version-1.workbook.mistral.yaml

server:
  type: MyCompany.nodes.nfv.Vdu.Aux
  ..

volume:
  type: toasca.nodes.nfv.Vdu.VirtualBlockStorage
  ..

server_internal_cp:
  type: toasca.nodes.nfv.VduCp
  ..

internal_vl:
  type: toasca.nodes.nfv.VnfVirtualLink
  ..

policies:
  ..
  - instantiation_levels:
    type: toasca.policies.nfv.InstantiationLevels
    properties:
      levels:
        single:
          description: ..
        quadruple:
          description: ..
      default_level: single
  ..
  - change_from_version_1_0 and 1_1:
    type: toasca.policies.nfv.VnfPackageChange
    properties:
      selectors:
        - source_descriptor_id: b1bb0ce7-ebca-4fa7-95ed-4840d70a1177
          destination_descriptor_id: ebc68e34-0cfa-40ba-8b45-9caa31f9dcb5
          source_flavour_id: simple
        - source_descriptor_id: a9c82e92-0007-11ec-9a03-0242ac130003
          destination_descriptor_id: ebc68e34-0cfa-40ba-8b45-9caa31f9dcb5
          source_flavour_id: simple
      modification_qualifier: up
      additional_modification_description: ..
      component_mappings:
        - component_type: vdu
          source_id: dbBackend
          destination_id: server
          description: ..
        - component_type: virtual_storage
          source_id: mariaDbStorage
          destination_id: volume

```



```

        description: ..
    - component_type: instantiation_level
      source_id: single
      destination_id: default
      description: ..

      destination_flavour_id: default
      actions:
        - vnd.mycompany.VnfChangeFromVersion1Action1
      triggers:
        change_from_version_1:
          event:
tosca.interfaces.nfv.Vnflcm.change_current_package_notification
          action:
            - call_operation:
MyCompanyChangeCurrentVnfPackage.change_from_version_1
          targets: [sunshine_db]

    - change_to_version_1_0:
      type: toska.policies.nfv.VnfPackageChange
      properties:
        selectors:
          - source_descriptor_id: ebc68e34-0cfa-40ba-8b45-9caa31f9dcb5
            destination_descriptor_id: b1bb0ce7-ebca-4fa7-95ed-4840d70a1177
            source_flavour_id: default
        modification_qualifier: down
        additional_modification_description: ..
      component_mappings:
        - component_type: vdu
          source_id: server
          destination_id: dbBackend
          description: ..
        - component_type: virtual_storage
          source_id: volume
          destination_id: mariaDbStorage
          description: ..
        - component_type: instantiation_level
          source_id: default
          destination_id: single
          description: ..

      destination_flavour_id: simple
      actions:
        - vnd.mycompany.VnfChangeToVersion1Action1
      triggers:
        change_to_version_1:
          event:
tosca.interfaces.nfv.Vnflcm.change_current_package_notification
          action:
            - call_operation:
MyCompanyChangeCurrentVnfPackage.change_to_version_1
          targets: [sunshine_db]

    - instantiate>HelloHandshake:
      type: toska.policies.nfv.LcmCoordinationAction.InstantiateHelloHandshake
      properties:
        action_name: vnd.mycompany.hellohandshake

    - instantiate_OpCoord:
      type: toska.policies.nfv.LcmCoordinationsForLcmOperation
      properties:

```

```

    vnf_lcm_operation: instantiate
    actions:
      - vnd.mycompany.hellohandshake

- terminate_OpCoord:
  type: tosca.policies.nfv.LcmCoordinationsForLcmOperation
  properties:
    vnf_lcm_operation: terminate
    referenced_coordination_actions:
      - etsi.nfv.take-vnf-out-of-service

- VnfChangeFromVersion1Action1_OpCoord:
  type: tosca.policies.nfv.LcmCoordinationAction
  properties:
    action_name: vnd.mycompany.VnfChangeFromVersion1Action1

- VnfChangeToVersion1Action1_OpCoord:
  type: tosca.policies.nfv.LcmCoordinationAction
  properties:
    action_name: vnd.mycompany.VnfChangeToVersion1Action1

```

The following example template illustrates a VNFD which is supporting VNF package change info via using VnfPackageChange policy, without additional_parameters input and Vnflcm interface operation. A policy definition of change_from_version_1 and change_to_version_1 has a trigger. The action will be taken when the conditions of the selector values are satisfied. The policy has an event associated to the notification of tosca.interfaces.nfv.Vnflcm.change_current_package_notification.

```

tosca_definitions_version: tosca_simple_yaml_1_3

imports:
  ..

node_types:
  MyCompany.SunshineDB.2_0.2_0:
    derived_from: tosca.nodes.nfv.VNF
    properties:
      descriptor_id:
        type: string
        constraints: [ equal: ebc68e34-0cfa-40ba-8b45-9caa31f9dcb5 ]
        default: ebc68e34-0cfa-40ba-8b45-9caa31f9dcb5
      provider:
        type: string
        constraints: [ equal: MyCompany ]
        default: MyCompany
      product_name:
        type: string
        constraints: [ equal: SunshineDB ]
        default: SunshineDB
      software_version:
        type: string
        constraints: [ equal: '2.0' ]
        default: '2.0'
      descriptor_version:
        type: string
        constraints: [ equal: '2.0' ]
        default: '2.0'
      flavour_id:
        type: string
        constraints: [ equal: default ]
        default: default

```

```

..
interfaces:
  MyCompanyVnflcm:
    type: toasca.interfaces.nfv.Vnflcm

topology_template:
  substitution_mappings:
    node_type: MyCompany.SunshineDB.2_0.2_0
    ..

node_templates:
  sunshine_db:
    type: MyCompany.SunshineDB.2_0.2_0
    ..
  interfaces:
    Vnflcm:
      operations:
        ..
        change_current_package:

server:
  type: MyCompany.nodes.nfv.Vdu.Aux
  ..

volume:
  type: toasca.nodes.nfv.Vdu.VirtualBlockStorage
  ..

server_internal_cp:
  type: toasca.nodes.nfv.VduCp
  ..

internal_vl:
  type: toasca.nodes.nfv.VnfVirtualLink
  ..

policies:
  ..
  - instantiation_levels:
    type: toasca.policies.nfv.InstantiationLevels
    properties:
      levels:
        single:
          description: ..
        quadruple:
          description: ..
      default_level: single
  ..
  - change_from_version_1_0 and 1_1:
    type: toasca.policies.nfv.VnfPackageChange
    properties:
      selectors:
        - source_descriptor_id: b1bb0ce7-ebca-4fa7-95ed-4840d70a1177
          destination_descriptor_id: ebc68e34-0cfa-40ba-8b45-9caa31f9dcb5
          source_flavour_id: simple
        - source_descriptor_id: a9c82e92-0007-11ec-9a03-0242ac130003
          destination_descriptor_id: ebc68e34-0cfa-40ba-8b45-9caa31f9dcb5
          source_flavour_id: simple

```

```

modification_qualifier: up
additional_modification_description: ..
component_mappings:
  - component_type: vdu
    source_id: dbBackend
    destination_id: server
    description: ..
  - component_type: virtual_storage
    source_id: mariaDbStorage
    destination_id: volume
    description: ..
  - component_type: instantiation_level
    source_id: single
    destination_id: default
    description: ..

destination_flavour_id: default
triggers:
  change_from_version_1:
    event:
tosca.interfaces.nfv.Vnflcm.change_current_package_notification
  action:
    - call_operation: Vnflcm.change_current_package
  targets: [ sunshine_db ]

- change_to_version_1_0:
  type: tosca.policies.nfv.VnfPackageChange
  properties:
    selectors:
      - source_descriptor_id: ebc68e34-0cfa-40ba-8b45-9caa31f9dcb5
        destination_descriptor_id: b1bb0ce7-ebca-4fa7-95ed-4840d70a1177
        source_flavour_id: default
    modification_qualifier: down
    additional_modification_description: ..
    component_mappings:
      - component_type: vdu
        source_id: server
        destination_id: dbBackend
        description: ..
      - component_type: virtual_storage
        source_id: volume
        destination_id: mariaDbStorage
        description: ..
      - component_type: instantiation_level
        source_id: default
        destination_id: single
        description: ..

    destination_flavour_id: simple
  triggers:
    change_to_version_1:
      event:
tosca.interfaces.nfv.Vnflcm.change_current_package_notification
  action:
    - call_operation: Vnflcm.change_current_package
  targets: [ sunshine_db ]

```

6.10.16 tosca.policies.nfv.LcmCoordinationAction

6.10.16.1 Description

The LcmCoordinationAction type is a base type for deriving policy types which describe the LCM coordination actions supported by a VNF and/or expected to be supported by its EM. This policy concerns the whole VNF (deployment flavour) represented by the topology_template and thus has no explicit target list. Table 6.10.16.1-1 specifies the declared names for this policy type. These names shall be used as specified in TOSCA-Simple-Profile-YAML-v1.3 [20].

Table 6.10.16.1-1: Type name, shorthand, and URI

Shorthand Name	LcmCoordinationAction
Type Qualified Name	toscanfv:LcmCoordinationAction
Type URI	tosca.policies.nfv.LcmCoordinationAction

6.10.16.2 Properties

The properties of the LcmCoordinationAction policy type shall comply with the provisions set out in table 6.10.16.2-1.

Table 6.10.16.2-1: Properties

Name	Required	Type	Constraints	Description
action_name	yes	string		Coordination action name. See note 1.
action	yes	tosca.datatypes.nfv.VnfLcmOpCoord		Describes a set of information needed for coordination action in the VNF LCM operation. See note 2.
NOTE 1: The action_name shall comply with naming conventions as specified in in clause 10.7 of ETSI GS NFV-SOL 002 [22].				
NOTE 2: Represents a place holder for specifying actions of a VNF-specific type derived from tosca.datatypes.nfv.VnfLcmOpCoord.				

6.10.16.3 Definition

The syntax of the LcmCoordinationAction policy type shall comply with the following definition:

```
tosca.policies.nfv.LcmCoordinationAction:
  derived_from: tosca.policies.Root
  description: The LcmCoordinationAction type is a policy type representing the LCM
  coordination actions supported by a VNF and/or expected to be supported by its EM for
  a particular VNF LCM operation. This policy concerns the whole VNF (deployment
  flavour) represented by the topology_template and thus has no explicit target list.
  properties:
    action_name:
      type: string
      description: Coordination action name.
      required: true
    action: #represents a place holder for specifying actions of a VNF-specific
  type derived from tosca.datatypes.nfv.VnfLcmOpCoord
      type: tosca.datatypes.nfv.VnfLcmOpCoord
      description: Describes a set of information needed for coordination action in
  the VNF LCM operation.
      required: true
```

6.10.16.4 Additional Requirements

A LcmCoordinationAction policy shall contain only one LCM coordination action. The VNFD shall define a policy type derived from `tosca.policies.nfv.LcmCoordinationAction` for each of VNF LCM coordination action. The LCM coordination action specific derived policy type shall contain a property 'action' of a datatype derived from `tosca.datatypes.nfv.VnfLcmCoord`.

The `interface_name` property of the `tosca.policies.nfv.SupportedVnfInterface` set to "`vnf_lcm_coordination`" shall be specified in the related deployment flavour to signal that this interface is exposed by the VNF.

6.10.17 `tosca.policies.nfv.LcmCoordinationsForLcmOperation`

6.10.17.1 Description

The `LcmCoordinationsForLcmOperation` type is a policy type representing supported LCM coordination actions associated to a VNF LCM operation. This policy concerns the whole VNF (deployment flavour) represented by the `topology_template` and thus has no explicit target list. Table 6.10.17.1-1 specifies the declared names for this policy type. These names shall be used as specified in TOSCA-Simple-Profile-YAML-v1.3 [20].

Table 6.10.17.1-1: Type name, shorthand, and URI

Shorthand Name	<code>LcmCoordinationsForLcmOperation</code>
Type Qualified Name	<code>toscanfv:LcmCoordinationsForLcmOperation</code>
Type URI	<code>tosca.policies.nfv.LcmCoordinationsForLcmOperation</code>

6.10.17.2 Properties

The properties of the `LcmCoordinationsForLcmOperation` policy type shall comply with the provisions set out in table 6.10.17.2-1.

Table 6.10.17.2-1: Properties

Name	Required	Type	Constraints	Description
<code>vnf_lcm_operation</code>	yes	string	Valid values: See YAML definition constraints	The VNF LCM operation the LCM coordination actions are associated with.
<code>actions</code>	no	list of string		List of applicable supported LCM coordination action names (<code>action_name</code>) specified in this VNFD as a TOSCA policy of a type derived from <code>tosca.policies.nfv.LcmCoordinationAction</code> . See note 1 and note 2.
<code>referenced_coordination_actions</code>	no	list of string		List of names of coordination actions not specified within this VNFD as a TOSCA policy of a type derived from <code>tosca.policies.nfv.LcmCoordinationAction</code> . See note 1 and note 2.
NOTE 1: At least one of the <code>actions</code> and <code>referenced_coordination_actions</code> properties shall be present.				
NOTE 2: Naming conventions for coordination names are defined in names as specified in clause 10.7 of ETSI GS NFV-SOL 002 [22].				

6.10.17.3 Definition

The syntax of the LcmCoordinationsForLcmOperation policy type shall comply with the following definition:

```

tosca.policies.nfv.LcmCoordinationsForLcmOperation:
  derived_from: tosca.policies.Root
  description: The LcmCoordinationsForLcmOperation type is a policy type
representing supported LCM coordination actions associated to a VNF LCM operation.
This policy concerns the whole VNF (deployment flavour) represented by the
topology_template and thus has no explicit target list.
  properties:
    vnf_lcm_operation:
      type: string
      description: The VNF LCM operation the LCM coordination actions are associated
with.
      required: true
      constraints:
        - valid_values: [instantiate, scale, scale_to_level, change_flavour,
terminate, heal, operate, change_ext_conn, modify_info, create_snapshot,
revert_to_snapshot ]
      actions:
        type: list
        description: List of applicable supported LCM coordination action names
(action_name) specified in this VNFD as a TOSCA policy of a type derived from
tosca.policies.nfv.LcmCoordinationAction.
        required: false
        entry_schema:
          type: string
      referenced_coordination_actions:
        type: list
        description: List of names of coordination actions not specified within this
VNFD as a TOSCA policy of a type derived from
tosca.policies.nfv.LcmCoordinationAction.
        required: false
        entry_schema:
          type: string

```

6.10.17.4 Additional Requirements

The VNFD may define one LcmCoordinationsForLcmOperation policy per each VNF LCM operation (vnf_lcm_operation).

VNF lifecycle management coordination actions are invoked by the VNFM towards the VNF instance or towards operation supporting management systems (e.g. EM). They can be standardized or VNF-specific. To distinguish between both categories, clause 10.7 of ETSI GS NFV-SOL 002 [22] defines namespaces for the values of the coordination action names.

6.10.18 tosca.policies.nfv.VipCpScalingAspectDeltas

6.10.18.1 Description

The VipCpScalingAspectDeltas type is a policy type representing the VipCp detail of an aspect deltas used for horizontal scaling, as defined in ETSI GS NFV-IFA 011 [1]. Table 6.10.18.1-1 specifies the declared names for this policy type. These names shall be used as specified in TOSCA-Simple-Profile-YAML-v1.3 [20].

Table 6.10.18.1-1: Type name, shorthand, and URI

Shorthand Name	VipCpScalingAspectDeltas
Type Qualified Name	toscanfv:VipCpScalingAspectDeltas
Type URI	tosca.policies.nfv.VipCpScalingAspectDeltas

6.10.18.2 Properties

The properties of the VipCpScalingAspectDeltas policy type shall comply with the provisions set out in table 6.10.18.2-1.

Table 6.10.18.2-1: Properties

Name	Required	Type	Constraints	Description
aspect	yes	string		Represents the scaling aspect to which this policy applies.
deltas	yes	map of tosca.datatypes .nfv.VipCpLevel		Describes the VipCp scaling deltas to be applied for every scaling steps of a particular aspect.

6.10.18.3 Definition

The syntax of the VipCpScalingAspectDeltas policy type shall comply with the following definition:

```
tosca.policies.nfv.VipCpScalingAspectDeltas:
  derived_from: toasca.policies.Root
  description: The VipCpScalingAspectDeltas type is a policy type representing the
  VipCp detail of an aspect deltas used for horizontal scaling, as defined in ETSI GS
  NFV-IFA 011
  properties:
    aspect:
      type: string
      description: Represents the scaling aspect to which this policy applies
      required: true
    deltas:
      type: map # key: scalingDeltaId
      description: Describes the VipCp scaling deltas to be applied for every
      scaling steps of a particular aspect.
      required: true
      entry_schema:
        type: toasca.datatypes.nfv.VipCpLevel
      constraints:
        - min_length: 1
  targets: [ toasca.nodes.nfv.VipCp ]
```

6.10.18.4 Additional Requirements

In the case of "uniform aspect", the deltas properties shall have only one entry.

If a policy definition of this type is included in a service template, a policy definition of the type VipCpInitialDelta defined in clause 6.10.19 of the present document shall also be included with the same target.

6.10.18.5 Examples

None.

6.10.19 tosca.policies.nfv.VipCpInitialDelta

6.10.19.1 Description

The VipCpInitialDelta type is a policy type representing the VipCp detail of an initial delta used for horizontal scaling, as defined in ETSI GS NFV-IFA 011 [1]. Table 6.10.19.1-1 specifies the declared names for this policy type. These names shall be used as specified in TOSCA-Simple-Profile-YAML-v1.3 [20].

Table 6.10.19.1-1: Type name, shorthand, and URI

Shorthand Name	VipCpInitialDelta
Type Qualified Name	toscanfv:VipCpInitialDelta
Type URI	tosca.policies.nfv.VipCpInitialDelta

6.10.19.2 Properties

The properties of the VipCpInitialDelta policy type shall comply with the provisions set out in table 6.10.19.2-1.

Table 6.10.19.2-1: Properties

Name	Required	Type	Constraints	Description
initial_delta:	yes	tosca.datatypes.nfv.VipCpLevel		Represents the initial minimum size of the VNF.

6.10.19.3 Definition

The syntax of the VipCpInitialDelta policy type shall comply with the following definition:

```
tosca.policies.nfv.VipCpInitialDelta:
  derived_from: tosca.policies.Root
  description: The VipCpInitialDelta type is a policy type representing the VipCp
detail of an initial delta used for horizontal scaling, as defined in ETSI GS NFV-IFA
011
  properties:
    initial_delta:
      type: tosca.datatypes.nfv.VipCpLevel
      description: Represents the initial minimum size of the VNF.
      required: true
  targets: [ tosca.nodes.nfv.VipCp ]
```

6.10.19.4 Additional Requirements

None.

6.10.19.5 Examples

None.

6.10.20 tosca.policies.nfv.VipCpInstantiationLevels

6.10.20.1 Description

The VipCpInstantiationLevels type is a policy type representing all the instantiation levels of resources to be instantiated within a deployment flavour in term of the number of VipCp instances to be created from each VipCp. as defined in ETSI GS NFV-IFA 011 [1].

Table 6.10.20.1-1 specifies the declared names for this policy type. These names shall be used as specified in TOSCA Simple-Profile-YAML-v1.3 [20].

Table 6.10.20.1-1: Type name, shorthand, and URI

Shorthand Name	VipCpInstantiationLevels
Type Qualified Name	toscanfv:VipCpInstantiationLevels
Type URI	tosca.policies.nfv.VipCpInstantiationLevels

6.10.20.2 Properties

The properties of the VipCpInstantiationLevels policy type shall comply with the provisions set out in table 6.10.20.2-1.

Table 6.10.20.2-1: Properties

Name	Required	Type	Constraints	Description
levels	yes	map of tosca.datatypes.nfv. VipCpLevel		Describes the VipCp levels of resources that can be used to instantiate the VNF using this flavour.

6.10.20.3 Definition

The syntax of the VipCpInstantiationLevels policy type shall comply with the following definition:

```
tosca.policies.nfv.VipCpInstantiationLevels:
  derived_from: toscanfv:Root
  description: The VipCpInstantiationLevels type is a policy type representing all
the instantiation levels of resources to be instantiated within a deployment flavour
in term of the number of VipCp instances to be created from each VipCp as defined in
ETSI GS NFV-IFA 011.
  properties:
    levels:
      type: map # key: levelId
      description: Describes the VipCp levels of resources that can be used to
instantiate the VNF using this flavour
      required: true
      entry_schema:
        type: toscanfv.VipCpLevel
      constraints:
        - min_length: 1
  targets: [ toscanfv.VipCp ]
```

6.10.20.4 Additional Requirements

A VipCpInstantiationLevels policy shall contain an entry for each instantiation level (and only for them) defined in the InstantiationLevels policy.

6.11 VNFD TOSCA service template design

6.11.1 General

The TOSCA service template design for a VNFD in the general case uses two levels of service templates as described in clause 6.11.2. In this design, the top level contains an abstract VNF node template, i.e. without an implementation of the creation operation and is therefore substituted by one of the lower level service templates. This design is applicable regardless of whether the VNF has one or multiple deployment flavours.

In the particular case of a VNF with only one deployment flavour there is an alternative design which is described in clause 6.11.3 and which uses only one service template.

6.11.2 Single or multiple deployment flavour design with two levels of service templates

VNFD shall be implemented as one top-level service template and one or multiple lower level service templates, where each lower level service template represents a deployment flavour. A separate YAML file with a VNF specific node type definition which shall be derived from `tosca.nodes.nfv.VNF` node type as defined in clause 6.8.1 shall be provided and is also considered as a part of a VNFD. The top level service template shall be the main entry point of the VNF package as specified in ETSI GS NFV-SOL 004 [i.6], i.e. the Entry-definitions file. The file names of all the lower service templates shall be declared as the value of the Other-Definitions key as specified in TOSCA-Simple-Profile-YAML-v1.3 [20] in the TOSCA.meta file of the VNF package.

See clause A.2 for an example of VNFD design with multiple deployment flavours.

The top level service template shall comply with TOSCA-Simple-Profile-YAML-v1.3 [20] and shall include:

- a) an import statement referencing the TOSCA types definition file as defined in clause B.2;
- b) an import statement referencing a yaml file which contains a VNF specific node type definition;
- c) optionally, import statements referencing additional VNF-specific files containing only type definitions used by this TOSCA service template; and
- d) a topology template with a node template of the VNF specific node type, which:
 - shall include the `flavour_id` and other properties that are marked as required but do not have a default value in the VNF specific node type definition;
 - shall include the requirements as defined in clause 6.8.1;
 - may include other properties specified in the VNF specific node type definition, excluding the `vnf_profile` property;
 - may include a substitute directive;
- e) optionally, metadata and dsl definitions as specified in section 3.10 of TOSCA-Simple-Profile-YAML-v1.3 [20].

Irrespective of the presence or absence of the substitute directive, the deployment and lifecycle management of instances of this VNF node type shall be done by means of substitution by any of the lower level service templates as declared in the Other-Definitions of the TOSCA.meta file in the VNF package. The VNFD consumer shall silently ignore the substitute directive if explicit directives are not supported.

The lower level service template is an implementable TOSCA service template for the deployment of a specific deployment flavour. The lower level service template shall comply with TOSCA-Simple-Profile-YAML-v1.3 [20] and shall include:

- a) an import statement referencing the TOSCA types definition file as defined in clause B.2;
- b) an import statement referencing a yaml file which contains a VNF specific node type definition which shall be derived from `tosca.nodes.nfv.VNF` node type as defined in clause 6.8.1;
- c) optionally, additional VNF-specific type definitions and import statements referencing additional VNF-specific files containing type definitions used by this TOSCA service template; and
- d) a topology template describing the internal topology of the VNF with:
 - `substitution_mappings` indicating:
 - the same node type as defined in the VNF specific node type definition service template;
 - a `flavour_id` property and its value as defined in `substitution_filter` which identifies the DF corresponding to this low level template within the VNFD;

NOTE 1: Starting with version 3.3.1 of the present document, the `property_mapping` grammar was changed to support `substitution_filter`. For backward compatibility, TOSCA-Simple-Profile-YAML-v1.3 [20], clause 3.8.8.3 specifies the provisions for handling the previous grammar. Support of the Release 2 `property_mapping` grammar can be removed in subsequent versions of the present document.

- the mapping of the `virtual_link` requirements on external connection points;
 - a node template referencing the VNF specific node type, implementations of the operations of the LCM interface to be executed by the VNFM, if applicable; and
 - additional node templates of type `Vdu.Compute` (or a derived node type), `Vdu.VirtualBlockStorage`, `Vdu.VirtualObjectStorage`, `Vdu.VirtualFileStorage`, `VduCp`, etc. that define the topology and composition of the VNF flavour, the dependency requirements as defined in TOSCA-Simple-Profile-YAML-v1.3 [20] may be used between different node templates of type `Vdu.Compute` (or a derived node type) to specify the order in which instances of the VNFCs have to be created;
 - additional group definitions, policy definitions and parameter definitions if applicable;
- e) optionally, metadata and dsl definitions as specified in section 3.10 of TOSCA-Simple-Profile-YAML-v1.3 [20].

NOTE 2: The format and structure of a VNF package is defined in ETSI GS NFV-SOL 004 [i.6].

NOTE 3: All the imported type definition files as indicated either in the top level service template or in any of the lower level service template are considered as parts of a VNFD.

When the `flavour_id` of a VNF has been chosen (e.g. through an input parameter of a VNF instantiation request received by a VNFM) among the values included in the VNF node type imported into the top level service template, it is then used as the filter for selecting a particular lower level TOSCA service template inside the VNF package as described in TOSCA-Simple-Profile-YAML-v1.3 [20].

6.11.3 Single deployment flavour design with one service template

In case of the single deployment flavour scenario with one service template design, the VNFD shall use TOSCA-Simple-Profile-YAML-v1.3 [20] and shall include:

- a) an import statement referencing the TOSCA types definition file as defined in clause B.2;
- b) either a VNF specific node type definition derived from the `tosca.nodes.nfv.VNF` node type, as defined in clause 6.8.1 or an import statement referencing a file that contains such definition;
- c) optionally, additional VNF-specific type definitions and import statements referencing additional VNF-specific files containing type definitions used by this TOSCA service template; and
- d) a topology template describing the internal topology of the VNF with:
 - `substitution_mappings` indicating the same VNF specific node type and the mapping of the `virtual_link` requirements on external connection points;
 - a node template of this VNF specific node type with the `flavour_id` and other properties and, if applicable, implementations of the operations of the LCM interface to be executed by the VNFM; and
 - additional node templates of type `Vdu.Compute` (or a derived node type), `Vdu.VirtualBlockStorage`, `Vdu.VirtualObjectStorage`, `Vdu.VirtualFileStorage`, `VduCp`, etc. that define the topology and composition of the VNF flavour, the dependency requirements as defined in TOSCA-Simple-Profile-YAML-v1.3 [20] may be used between different node templates of type `Vdu.Compute` (or a derived node type) to specify the order in which instances of the VNFCs have to be created;
 - additional group definitions, policy definitions and parameter definitions if applicable;
- e) optionally, metadata and dsl definitions as specified in section 3.10 of TOSCA-Simple-Profile-YAML-v1.3 [20].

See clause A.5 for an example of VNFD design with single deployment flavour.

NOTE 1: The service template is deployed stand-alone, i.e. without performing a substitution. However including the substitution_mappings rule indicates its ability to substitute a node template of the VNF specific node type, which may appear in an NSD.

NOTE 2: All the imported type definition files as indicated in the service template are considered as parts of a VNFD.

6.11.4 Package change (handling the Change current VNF Package request)

The Change current VNF Package operation, defined in ETSI GS NFV-SOL 002 [22] and ETSI GS NFV-SOL 003 [i.9], enables the NFVO to request the VNFM to change the current VNF Package, i.e. the VNF package on which a VNF instance is based, hence enabling VNF software modification. For such a request to be handled properly by the VNFM, the VNFD provides a policy of type `tosca.policies.nfv.VnfPackageChange` with the following characteristics:

- there may be as many instances of this policy type in the VNFD as change paths are supported;
- either the source or the destination of a change path shall be the current VNFD i.e. the one where the policy instance is present;
- a given instance of this policy type is triggered when the combination of the `source_descriptor_id`, `destination_descriptor_id`, `source_flavour_id` values in its selector property matches with the following:
 - `source_descriptor_id: "vnfdId"`: attribute in `VnfInstance`
 - `destination_descriptor_id: "vnfdId"` attribute in `ChangeCurrentVnfPkgRequest`
 - `source_flavour_id: "flavour"` attribute in `VnfInstance`
- the operation designated by the trigger action in the policy definition is invoked upon receiving the Change current VNF Package request on the API (ETSI GS NFV-SOL 003 [i.9] or ETSI GS NFV-SOL 002 [22]);
- if "additionalParams" are to be received in the Change current VNF Package request on the API, then the input signature (`additional_parameters`) of the designated operation defines what "additionalParams" can be submitted as part of the operation request.

7 NSD TOSCA model

7.1 Introduction

The NSD information model specified by ETSI GS NFV-IFA 014 [2] is mapped to the TOSCA concepts. NSD occurrences are represented as TOSCA service templates, as defined in the TOSCA-Simple-Profile-YAML-v1.3 [20], to be used by the NFVO for managing the lifecycle of NS instances.

Table 7.1-1 shows an overview of the mapping between the main NSD information elements defined in ETSI GS NFV-IFA 014 [2] and TOSCA types defined in the present document. The definition of all TOSCA types for representing all information elements is described in the following clauses.

Table 7.1-1: Mapping of ETSI GS NFV-IFA 014 [2] information elements with TOSCA types

ETSI NFV Information Element ETSI GS NFV-IFA 014 [2]	TOSCA type	Derived from
NSD	tosca.nodes.nfv.NS	tosca.nodes.Root
Sapd	tosca.nodes.nfv.Sap	tosca.nodes.Root
NsVirtualLinkDesc	tosca.nodes.nfv.NsVirtualLink	tosca.nodes.Root
Pnfd	tosca.nodes.nfv.PNF	tosca.nodes.Root
Vnfd	tosca.nodes.nfv.VNF	tosca.nodes.Root
Vnffgd	tosca.groups.nfv.VNFFG	tosca.groups.Root

7.2 Data Types

7.2.1 Void

7.2.2 toska.datatypes.nfv.VnfProfile

7.2.2.1 Description

The VnfProfile data type is defined in clause 9.2.8 of the present document.

7.2.3 toska.datatype.nfv.NsVIPProfile

7.2.3.1 Description

The NsVIPProfile data type describes additional instantiation data for a given NsVirtualLink used in a specific NS deployment flavour. Table 7.2.3.1-1 specifies the declared names for this data type. These names shall be used as specified in TOSCA-Simple-Profile-YAML-v1.3 [20].

Table 7.2.3.1-1: Type name, shorthand, and URI

Shorthand Name	NsVIPProfile
Type Qualified Name	toscanfv:NsVIPProfile
Type URI	tosca.datatypes.nfv.NsVIPProfile

7.2.3.2 Properties

The properties of the NsVIPProfile data type shall comply with the provisions set out in table 7.2.3.2-1.

Table 7.2.3.2-1: Properties

Name	Required	Type	Constraints	Description
max_bitrate_requirements	yes	tosca.datatypes.nfv.LinkBitrateRequirements		Specifies the maximum bitrate requirements for a VL instantiated according to this profile.
min_bitrate_requirements	yes	tosca.datatypes.nfv.LinkBitrateRequirements		Specifies the minimum bitrate requirements for a VL instantiated according to this profile.
qos	no	tosca.datatypes.nfv.NsVirtualLinkQos		Specifies the QoS requirements of a VL instantiated according to this profile.
service_availability_level	no	integer	greater_or_equal: 1	If present, specifies the service availability level for the VL instance created from this profile. See note 2.

Name	Required	Type	Constraints	Description
virtual_link_protocol_data	no	list of tosca.datatypes .nfv.NsVirtualLi nkProtocolData		Specifies the protocol data for a virtual link. If more than 1 values are present, the order shall be the same as the order of the layer_protocols occurrences in the connectivity_type property of the same NsVirtualLink node, i.e. the first occurrence of the virtual_link_protocol_data represents the highest layer protocol data, and the last occurrence represents the lowest layer protocol data.
data_flow_mirroring	no	list of tosca.datatypes .nfv.NsDataFlo wMirroring		If present, it describes the data flow mirroring to be associated to the NS instance containing the NS VL created from this NsVIProfile.
NOTE 1: A virtualLinkDescId property, which exists in ETSI GS NFV-IFA 014 [2] is not needed, as the NsVIProfile is contained in the NsVirtualLink node.				
NOTE 2: The value '1' expresses the highest service availability level.				

7.2.3.3 Definition

The syntax of the NsVIProfile data type shall comply with the following definition:

```

tosca.datatypes.nfv.NsVIProfile:
  derived_from: tosca.datatypes.Root
  description: Describes additional instantiation data for a given NsVirtualLink
  used in a specific NS deployment flavour.
  properties:
    max_bitrate_requirements:
      type: tosca.datatypes.nfv.LinkBitrateRequirements
      description: Specifies the maximum bitrate requirements for a VL instantiated
  according to this profile.
      required: true
    min_bitrate_requirements:
      type: tosca.datatypes.nfv.LinkBitrateRequirements
      description: Specifies the minimum bitrate requirements for a VL instantiated
  according to this profile.
      required: true
    qos:
      type: tosca.datatypes.nfv.NsVirtualLinkQos
      description: Specifies the QoS requirements of a VL instantiated according to
  this profile.
      required: false
    service_availability_level:
      type: integer
      description: Specifies the service availability level for the VL instance
  created from this profile
      required: false
      constraints:
        - greater_or_equal: 1
    virtual_link_protocol_data:
      type: list
      description: Specifies the protocol data for a virtual link.
      required: false
      entry_schema:
        type: tosca.datatypes.nfv.NsVirtualLinkProtocolData
    data_flow_mirroring:
      type: list
      description: It describes the data flow mirroring to be associated to the NS
  instance containing the NS VL created from this NsVIProfile..

```

```

required: false
entry_schema:
  type: toasca.datatypes.nfv.NsDataFlowMirroring

```

7.2.3.4 Examples

None.

7.2.3.5 Additional Requirements

None.

7.2.4 toasca.datatypes.nfv.ConnectivityType

7.2.4.1 Description

The ConnectivityType data type is defined in clause 9.2.4 of the present document.

7.2.5 toasca.datatypes.nfv.NsVirtualLinkQos

7.2.5.1 Description

The NsVirtualLinkQoS describes QoS data type a given NsVirtualLink used in an NS deployment flavour. Table 7.2.5.1-1 specifies the declared names for this data type. These names shall be used as specified in TOSCA-Simple-Profile-YAML-v1.3 [20].

Table 7.2.5.1-1: Type name, shorthand, and URI

Shorthand Name	NsVirtualLinkQos
Type Qualified Name	toscanfv:NsVirtualLinkQos
Type URI	tosca.datatypes.nfv.NsVirtualLinkQos

7.2.5.2 Properties

The properties of the NsVirtualLinkQos data type shall comply with the provisions set out in table 7.2.5.2-1.

Table 7.2.5.2-1: Properties

Name	Required	Type	Constraints	Description
priority	no	integer	greater_or_equal: 0	Specifies the priority level in case of congestion on the underlying physical links.

7.2.5.3 Definition

The syntax of the NsVirtualLinkQos data type shall comply with the following definition:

```

tosca.datatypes.nfv.NsVirtualLinkQos:
  derived_from: toasca.datatypes.nfv.QoS
  description: describes QoS data for a given VL used in a VNF deployment flavour
  properties:
    priority:
      type: integer
      constraints:
        - greater_or_equal: 0
      description: Specifies the priority level in case of congestion on the
underlying physical links

```


required: false

7.2.5.4 Examples

None.

7.2.5.5 Additional Requirements

None.

7.2.6 `tosca.datatypes.nfv.LinkBitrateRequirements`

7.2.6.1 Description

The `LinkBitrateRequirements` data type is defined in clause 9.2.5 of the present document.

7.2.7 Void

7.2.8 Void

7.2.9 Void

7.2.10 Void

7.2.11 `tosca.datatypes.nfv.CpProtocolData`

7.2.11.1 Description

The `CpProtocolData` data type is defined in clause 9.2.6 of the present document.

7.2.12 `tosca.datatypes.nfv.AddressData`

7.2.12.1 Description

The `AddressData` data type is defined in clause 9.2.3 of the present document.

7.2.13 `tosca.datatypes.nfv.L2AddressData`

7.2.13.1 Description

The `L2AddressData` data type is defined in clause 9.2.1 of the present document.

7.2.14 `tosca.datatypes.nfv.L3AddressData`

7.2.14.1 Description

The `L3AddressData` data type is defined in clause 9.2.2 of the present document.

7.2.15 `tosca.datatypes.nfv.Qos`

7.2.15.1 Description

The Qos data type is defined in clause 9.2.7 of the present document.

7.2.16 `tosca.datatypes.nfv.NsProfile`

7.2.16.1 Description

The NsProfile data type describes a profile for instantiating nested NSs which are constituents of an NS with a particular NS DF as defined in ETSI GS NFV-IFA 014 [2]. Table 7.2.16.1-1 specifies the declared names for this data type. These names shall be used as specified in TOSCA-Simple-Profile-YAML-v1.3 [20].

Table 7.2.16.1-1: Type name, shorthand, and URI

Shorthand Name	NsProfile
Type Qualified Name	toscanfv:NsProfile
Type URI	tosca.datatypes.nfv.NsProfile

7.2.16.2 Properties

The properties of the NsProfile data type shall comply with the provisions set out in table 7.2.16.2-1.

Table 7.2.16.2-1: Properties

Name	Required	Type	Constraints	Description
<code>ns_instantiation_level</code>	no	string		Identifier of the instantiation level of the NS DF to be used for instantiation. If not present, the default instantiation level as declared in the NSD shall be used.
<code>target_ns_scale_level_info</code>	no	map of <code>tosca.datatypes.nfv.NsScaleInfo</code>		This attribute is applicable for NS target scale level instantiation. For each NS scaling aspect of the deployment flavour applicable to this NS instance, defines the target NS scale level to which the NS instance to be instantiated. If the property is present it shall contain all NS scaling aspects. See note 2.
<code>min_number_of_instances</code>	yes	integer	<code>greater_or_equal: 0</code>	Minimum number of instances of the NS based on this NSD that is permitted to exist for this NsProfile.
<code>max_number_of_instances</code>	yes	integer	<code>greater_or_equal: 0</code>	Maximum number of instances of the NS based on this NSD that is permitted to exist for this NsProfile.
<code>version_dependency</code>	no	list of <code>tosca.datatypes.nfv.VersionDependency</code>		Identifies versions of descriptors of other constituents in the NSD upon which the nested NS depends. The dependencies may be described for the NSD referenced with <code>descriptor_id</code> in the NS node where this profile is defined and for NSDs with the same <code>ext_invariant_id</code> . There shall not be more than one <code>version_dependency</code> present with the same <code>dependent_constituent_id</code> . See note.

Name	Required	Type	Constraints	Description
ns_instantiation_level	no	string		Identifier of the instantiation level of the NS DF to be used for instantiation. If not present, the default instantiation level as declared in the NSD shall be used.
target_ns_scale_level_info	no	map of tosca.datatypes.nfv.NsScaleInfo		This attribute is applicable for NS target scale level instantiation. For each NS scaling aspect of the deployment flavour applicable to this NS instance, defines the target NS scale level to which the NS instance to be instantiated. If the property is present it shall contain all NS scaling aspects. See note 2.
NOTE 1: This property does not indicate any ordering requirement, i.e. the dependent nested NS instance and the other constituents upon which this nested NS instance depends may be created or incorporated to the NS in any order, unless specified otherwise by the 'dependency' requirement in the node templates in the NSD.				
NOTE 2: The target size for NS instantiation may be provided as NS instantiation level, or alternatively as target_ns_scale_level_info, but not both. If none of the two attributes (ns_instantiation_level or target_ns_scale_level_info) are present, the default NS instantiation level as declared in the deployment flavour shall be used.				

7.2.16.3 Definition

The syntax of the NsProfile data type shall comply with the following definition:

```

tosca.datatypes.nfv.NsProfile:
  derived_from: toska.datatypes.Root
  description: describes a profile for instantiating NSs of a particular NS DF
  according to a specific NSD and NS DF.
  properties:
    ns_instantiation_level:
      type: string
      description: Identifier of the instantiation level of the NS DF to be used for
  instantiation. If not present, the default instantiation level as declared in the NSD
  shall be used.
      required: false
    target_ns_scale_level:
      type: map
      description: For each NS scaling aspect of the deployment flavour applicable
  to this NS instance, defines the target NS scale level to which the NS instance to be
  instantiated. If the property is present it shall contain all NS scaling aspects.
      required: false
    entry_schema:
      type: toska.datatypes.nfv.NsScaleInfo
    min_number_of_instances:
      type: integer
      description: Minimum number of instances of the NS based on this NSD that is
  permitted to exist for this NsProfile.
      required: true
      constraints:
        - greater_or_equal: 0
    max_number_of_instances:
      type: integer
      description: Maximum number of instances of the NS based on this NSD that is
  permitted to exist for this NsProfile.
      required: true
      constraints:
        - greater_or_equal: 0
    version_dependency:
      type: list

```

```

description: Identifies versions of descriptors of other constituents in the
NSD upon which the nested NS depends. The dependencies may be described for the NSD
referenced with descriptor_id in the NS node where this profile is defined and for
NSDs with the same ext_invariant_id.
required: false
entry_schema:
  type: toasca.datatypes.nfv.VersionDependency

```

7.2.16.4 Example

None.

7.2.16.5 Additional Requirements

None.

7.2.17 toasca.datatypes.nfv.Mask

7.2.17.1 Description

The Mask data type describes the value to be matched for a sequence of bits at a particular location in a frame. Table 7.2.17.1-1 specifies the declared names for this data type. These names shall be used as specified in TOSCA-Simple-Profile-YAML-v1.3 [20].

Table 7.2.17.1-1: Type name, shorthand, and URI

Shorthand Name	Mask
Type Qualified Name	toscanfv:Mask
Type URI	tosca.datatypes.nfv.Mask

7.2.17.2 Properties

The properties of the Mask data type shall comply with the provisions set out in table 7.2.17.2-1.

Table 7.2.17.2-1: Properties

Name	Required	Type	Constraints	Description
starting_point	yes	integer		Indicates the offset between the last bit of the source mac address and the first bit of the sequence of bits to be matched.
length	yes	integer		Indicates the number of bits to be matched.
value	yes	string		Provides the sequence of bit values to be matched.

7.2.17.3 Definition

The syntax of the Mask data type shall comply with the following definition:

```

tosca.datatypes.nfv.Mask:
  derived_from: toasca.datatypes.Root
  properties:
    starting_point:
      description: Indicates the offset between the last bit of the source mac
address and the first bit of the sequence of bits to be matched.
      type: integer
      constraints:
        - greater_or_equal: 1

```

```

    required: true
  length:
    description: Indicates the number of bits to be matched.
    type: integer
    constraints:
      - greater_or_equal: 1
    required: true
  value:
    description: Provide the sequence of bit values to be matched.
    type: string
    required: true

```

7.2.17.4 Examples

None.

7.2.18 toska.datatypes.nfv.NsOperationAdditionalParameters

7.2.18.1 Description

The NsOperationAdditionalParameters data type is an empty base type for deriving data types for describing NS specific additional parameters that affect the invocation of NS Lifecycle Management operations, as defined in ETSI GS NFV-IFA 014 [2]. These names shall be used as specified in TOSCA-Simple-Profile-YAML-v1.3 [20]. Table 7.2.18.1-1 specifies the declared names for this data type.

Table 7.2.18.1-1: Type name, shorthand, and URI

Shorthand Name	NsOperationAdditionalParameters
Type Qualified Name	tosca.nfv.NsOperationAdditionalParameters
Type URI	tosca.datatypes.nfv.NsOperationAdditionalParameters

7.2.18.2 Properties

None.

7.2.18.3 Definition

The syntax of the NsOperationAdditionalParameters data type shall comply with the following definition:

```

tosca.datatypes.nfv.NsOperationAdditionalParameters:
  derived_from: toska.datatypes.Root
  description: Is an empty base type for deriving data types for describing NS-
specific additional parameters to be passed when invoking NS lifecycle management
operations
  #properties:

```

7.2.18.4 Examples

```

tosca_definitions_version: toska_simple_yaml_1_3

node_types:
  toska.example_NS:
    derived_from: toska.nodes.nfv.NS
    properties:
      ..
    interfaces:

```

```

Nslcm:
  operations:
    instantiate:
      inputs:
        additional_parameters:
          type: MyCompany.datatypes.nfv.NsInstantiateAdditionalParameters
    scale:
      inputs:
        additional_parameters:
          type: MyCompany.datatypes.nfv.NsScaleAdditionalParameters
    heal:
      inputs:
        additional_parameters:
          type: MyCompany.datatypes.nfv.NsHealAdditionalParameters

data_types:
  MyCompany.datatypes.nfv.NsInstantiateAdditionalParameters:
    derived_from: tosca.datatypes.nfv.NsOperationAdditionalParameters
    properties:
      parameter_1:
        type: string
        required: true
      parameter_2:
        type: string
        required: true
        default: value_2

  MyCompany.datatypes.nfv.NsScaleAdditionalParameters:
    derived_from: tosca.datatypes.nfv.NsOperationAdditionalParameters
    properties:
      parameter_1:
        type: string
        required: true
      parameter_2:
        type: string
        required: true

  MyCompany.datatypes.nfv.NsHealAdditionalParameters:
    derived_from: tosca.datatypes.nfv.NsOperationAdditionalParameters
    properties:
      parameter_1:
        type: string
        required: true
      parameter_2:
        type: string
        required: true
        default: value_2

```

7.2.19 tosca.datatypes.nfv.NsMonitoringParameter

7.2.19.1 Description

This data type is used to specify information on virtualised resource related performance metrics to be monitored at the NS level. Table 7.2.19.1-1 specifies the declared names for this data type. These names shall be used as specified in TOSCA-Simple-Profile-YAML-v1.3 [20].

Table 7.2.19.1-1: Type name, shorthand, and URI

Shorthand Name	NsMonitoringParameter
Type Qualified Name	tosca.nfv:NsMonitoringParameter
Type URI	tosca.datatypes.nfv.NsMonitoringParameter

7.2.19.2 Properties

The properties of the NsMonitoringParameter data type shall comply with the provisions set out in table 7.2.19.2-1.

Table 7.2.19.2-1: Properties

Name	Required	Type	Constraints	Description
name	no	string		Human readable name of the monitoring parameter.
performance_metric	yes	string	valid values: See YAML definition constraints	Identifies a performance metric to be monitored. Performance metric values shall be either set to: <ul style="list-style-type: none"> A measurement name defined in clause 7.3 of ETSI GS NFV-IFA 027 [7]. In this case the NFVO computes these measurements from lower-level metrics collected from the VIM. A measurement name defined in clause 7.1 of ETSI GS NFV-IFA 027 [7], without appending a sub-counter. In this case the NFVO collects these metrics from the VIM for all network resources allocated to all NS virtual links.
collection_period	no	scalar-unit.time		Describes the periodicity at which to collect the performance information.

7.2.19.3 Definition

The syntax of the NsMonitoringParameter data type shall comply with the following definition:

```

tosca.datatypes.nfv.NsMonitoringParameter:
  derived_from: toska.datatypes.Root
  description: Represents information on virtualised resource related performance
metrics applicable to the NS.
  properties:
    name:
      type: string
      description: Human readable name of the monitoring parameter
      required: true
    performance_metric:
      type: string
      description: Identifies a performance metric to be monitored, according to
ETSI GS NFV-IFA 027.
      required: true
      constraints:
        - valid_values: [byte_incoming_sap, byte_outgoing_sap,
packet_incoming_sap, packet_outgoing_sap, byte_incoming, byte_outgoing,
packet_incoming, packet_outgoing ]
    collection_period:
      type: scalar-unit.time
      description: Describes the periodicity at which to collect the performance
information.
      required: false

```

7.2.19.4 Examples

None.

7.2.19.5 Additional Requirements

None.

7.2.20 `tosca.datatypes.nfv.VnfMonitoringParameter`

The `VnfMonitoringParameter` data type is defined in clause 9.2.9 of the present document.

7.2.21 `tosca.datatypes.nfv.NsVirtualLinkProtocolData`

7.2.21.1 Description

The `NsVirtualLinkProtocolData` data type describes one protocol layer and associated protocol data for a given virtual link used in a specific NS deployment flavour. Table 7.2.21.1-1 specifies the declared names for this data type. These names shall be used as specified in TOSCA-Simple-Profile-YAML-v1.3 [20].

Table 7.2.21.1-1: Type name, shorthand, and URI

Shorthand Name	<code>NsVirtualLinkProtocolData</code>
Type Qualified Name	<code>toscanfv:NsVirtualLinkProtocolData</code>
Type URI	<code>tosca.datatypes.nfv.NsVirtualLinkProtocolData</code>

7.2.21.2 Properties

The properties of the `NsVirtualLinkProtocolData` data type shall comply with the provisions set out in table 7.2.21.2-1.

Table 7.2.21.2-1: Properties

Name	Required	Type	Constraints	Description
<code>associated_layer_protocol</code>	yes	string	Valid values: See YAML definition constraints	Identifies one of the protocols a virtualLink gives access to (ethernet, mpls, odu2, ipv4, ipv6, pseudo-wire) as specified by the <code>connectivity_type</code> property.
<code>l2_protocol_data</code>	no	<code>tosca.datatypes.nfv.NsL2ProtocolData</code>		Specifies the L2 protocol data for a virtual link. Shall be present when the <code>associatedLayerProtocol</code> attribute indicates a L2 protocol and shall be absent otherwise.
<code>l3_protocol_data</code>	no	<code>tosca.datatypes.nfv.NsL3ProtocolData</code>		Specifies the L3 protocol data for this virtual link. Shall be present when the <code>associatedLayerProtocol</code> attribute indicates a L3 protocol and shall be absent otherwise.

7.2.21.3 Definition

The syntax of the `NsVirtualLinkProtocolData` data type shall comply with the following definition:

```
tosca.datatypes.nfv.NsVirtualLinkProtocolData:
  derived_from: toasca.datatypes.Root
  description: describes one protocol layer and associated protocol data for a
  given virtual link used in a specific NS deployment flavour
  properties:
    associated_layer_protocol:
      type: string
```



```

    description: Identifies one of the protocols a virtualLink gives access
to (ethernet, mpls, odu2, ipv4, ipv6, pseudo-wire) as specified by the
connectivity_type property.
    required: true
    constraints:
      - valid_values: [ ethernet, mpls, odu2, ipv4, ipv6, pseudo-wire ]
  l2_protocol_data:
    type: toska.datatypes.nfv.NsL2ProtocolData
    description: Specifies the L2 protocol data for a virtual link. Shall be
present when the associatedLayerProtocol attribute indicates a L2 protocol and
shall be absent otherwise.
    required: false
  l3_protocol_data:
    type: toska.datatypes.nfv.NsL3ProtocolData
    description: Specifies the L3 protocol data for this virtual link. Shall
be present when the associatedLayerProtocol attribute indicates a L3 protocol and
shall be absent otherwise.
    required: false

```

7.2.21.4 Examples

None.

7.2.21.5 Additional Requirements

None.

7.2.22 toska.datatypes.nfv.NsL2ProtocolData

7.2.22.1 Description

The NsL2ProtocolData data type describes L2 protocol data for a given virtual link used in a specific NS deployment flavour. Table 7.2.22.1-1 specifies the declared names for this data type. These names shall be used as specified in TOSCA-Simple-Profile-YAML-v1.3 [20].

Table 7.2.22.1-1: Type name, shorthand, and URI

Shorthand Name	NsL2ProtocolData
Type Qualified Name	toscanfv:NsL2ProtocolData
Type URI	tosca.datatypes.nfv.NsL2ProtocolData

7.2.22.2 Properties

The properties of the NsL2ProtocolData data type shall comply with the provisions set out in table 7.2.22.2-1.

Table 7.2.22.2-1: Properties

Name	Required	Type	Constraints	Description
name	no	string		Identifies the network name associated with this L2 protocol.
network_type	no	string	Valid values: See YAML definition constraints	Specifies the network type for this L2 protocol. The value may be overridden at run-time.
vlan_transparent	no	boolean	default: false	Specifies whether to support VLAN transparency for this L2 protocol or not.
mtu	no	integer	greater_than: 0	Specifies the Maximum Transmission Unit (MTU) value for this L2 protocol.
segmentation_id	no	string		If present, specifies a specific virtualised network segment, which depends on the network type. For e.g. VLAN ID for VLAN network type and tunnel ID for GRE/VXLAN network types. See note.
NOTE: If this property is included in the NSD, the property value shall be provided at run-time, unless a default value is provided at design time in the NSD. If a default value is provided at design-time, this value may be overridden at run-time.				

7.2.22.3 Definition

The syntax of the NsL2ProtocolData data type shall comply with the following definition:

```

tosca.datatypes.nfv.NsL2ProtocolData:
  derived_from: toasca.datatypes.Root
  description: describes L2 protocol data for a given virtual link used in a
specific NS deployment flavour.
  properties:
    name:
      type: string
      description: Identifies the network name associated with this L2 protocol.
      required: false
    network_type:
      type: string
      description: Specifies the network type for this L2 protocol. The value
may be overridden at run-time.
      required: false
      constraints:
        - valid_values: [ flat, vlan, vxlan, gre ]
    vlan_transparent:
      type: boolean
      description: Specifies whether to support VLAN transparency for this L2
protocol or not.
      required: false
      default: false
    mtu:
      type: integer
      description: Specifies the maximum transmission unit (MTU) value for this
L2 protocol.
      required: false
      constraints:
        - greater_than: 0
    segmentation_id:
      type: string
      description: Specifies a specific virtualised network segment, which
depends on the network type. For e.g. VLAN ID for VLAN network type and tunnel ID
for GRE/VXLAN network types
      required: false

```

7.2.22.4 Examples

None.

7.2.22.5 Additional Requirements

None.

7.2.23 `tosca.datatypes.nfv.NsL3ProtocolData`

7.2.23.1 Description

The `NsL3ProtocolData` data type describes L3 protocol data for a given virtual link used in a specific NS deployment flavour. Table 7.2.23.1-1 specifies the declared names for this data type. These names shall be used as specified in TOSCA-Simple-Profile-YAML-v1.3 [20].

Table 7.2.23.1-1: Type name, shorthand, and URI

Shorthand Name	<code>NsL3ProtocolData</code>
Type Qualified Name	<code>toscanfv:NsL3ProtocolData</code>
Type URI	<code>tosca.datatypes.nfv.NsL3ProtocolData</code>

7.2.23.2 Properties

The properties of the `NsL3ProtocolData` data type shall comply with the provisions set out in table 7.2.23.2-1.

Table 7.2.23.2-1: Properties

Name	Required	Type	Constraints	Description
<code>name</code>	no	string		Identifies the network name associated with this L3 protocol.
<code>ip_version</code>	yes	string	Valid values: See YAML definition constraints	Specifies IP version of this L3 protocol. The value of the <code>ip_version</code> property shall be consistent with the value of the <code>layer_protocol</code> in the <code>connectivity_type</code> property of the virtual link node.
<code>cidr</code>	yes	string		Specifies the CIDR (Classless Inter-Domain Routing) of this L3 protocol. The value may be overridden at run-time.
<code>ip_allocation_pools</code>	no	list of <code>tosca.datatypes.nfv.NsIpAllocationPool</code>		Specifies the allocation pools with start and end IP addresses for this L3 protocol. The value may be overridden at run-time.

7.2.23.3 Definition

The syntax of the `NsL3ProtocolData` data type shall comply with the following definition:

```
tosca.datatypes.nfv.NsL3ProtocolData:
  derived_from: toska.datatypes.Root
  description: describes L3 protocol data for a given virtual link used in a
  specific NS deployment flavour.
  properties:
    name:
      type: string
      description: Identifies the network name associated with this L3 protocol.
      required: false
    ip_version:
```

```

    type: string
    description: Specifies IP version of this L3 protocol. The value of the
ip_version property shall be consistent with the value of the layer_protocol in
the connectivity_type property of the virtual link node.
    required: true
    constraints:
      - valid_values: [ ipv4, ipv6 ]
  cidr:
    type: string
    description: Specifies the CIDR (Classless Inter-Domain Routing) of this
L3 protocol. The value may be overridden at run-time.
    required: true
  ip_allocation_pools:
    type: list
    description: Specifies the allocation pools with start and end IP
addresses for this L3 protocol. The value may be overridden at run-time.
    required: false
  entry_schema:
    type: tosca.datatypes.nfv.NsIpAllocationPool

```

7.2.23.4 Examples

None.

7.2.23.5 Additional Requirements

None.

7.2.24 tosca.datatypes.nfv.NsIpAllocationPool

7.2.24.1 Description

The NsIpAllocationPool data type specifies a range of IP addresses. Table 7.2.24.1-1 specifies the declared names for this data type. These names shall be used as specified in TOSCA-Simple-Profile-YAML-v1.3 [20].

Table 7.2.24.1-1: Type name, shorthand, and URI

Shorthand Name	NsIpAllocationPool
Type Qualified Name	toscanfv:NsIpAllocationPool
Type URI	tosca.datatypes.nfv.NsIpAllocationPool

7.2.24.2 Properties

The properties of the NsIpAllocationPool data type shall comply with the provisions set out in table 7.2.24.2-1.

Table 7.2.24.2-1: Properties

Name	Required	Type	Constraints	Description
start_ip_address	yes	string		The IP address to be used as the first one in a pool of addresses derived from the cidr block full IP range
end_ip_address	yes	string		The IP address to be used as the last one in a pool of addresses derived from the cidr block full IP range

7.2.24.3 Definition

The syntax of the NsIpAllocationPool data type shall comply with the following definition:

```

tosca.datatypes.nfv.NsIpAllocationPool:
  derived_from: tosca.datatypes.Root
  description: Specifies a range of IP addresses
  properties:
    start_ip_address:
      type: string
      description: The IP address to be used as the first one in a pool of
addresses derived from the cidr block full IP range
      required: true
    end_ip_address:
      type: string
      description: The IP address to be used as the last one in a pool of
addresses derived from the cidr block full IP range
      required: true

```

7.2.24.4 Examples

None.

7.2.24.5 Additional Requirements

None.

7.2.25 tosca.datatypes.nfv.NsScalingAspect

7.2.25.1 Description

The NsScalingAspect data type describes the details of an aspect used for horizontal scaling. Table 7.2.25.1-1 specifies the declared names for this data type. These names shall be used as specified in TOSCA-Simple-Profile-YAML-v1.3 [20].

Table 7.2.25.1-1: Type name, shorthand, and URI

Shorthand Name	NsScalingAspect
Type Qualified Name	toscanfv:NsScalingAspect
Type URI	tosca.datatypes.nfv.NsScalingAspect

7.2.25.2 Properties

The properties of the NsScalingAspect data type shall comply with the provisions set out in table 7.2.25.2-1.

Table 7.2.25.2-1: Properties

Name	Required	Type	Constraints	Description
name	yes	string		Human readable name of the NS scaling aspect.
description	yes	string		Human readable description of the NS scaling aspect.
ns_scale_levels	yes	map of tosca.datatypes.nfv.NsLevels		Description of the NS levels for this scaling aspect.

7.2.25.3 Definition

The syntax of the NsScalingAspect data type shall comply with the following definition:

```

tosca.datatypes.nfv.NsScalingAspect:
  derived_from: toska.datatypes.Root
  description: describes the details of an aspect used for horizontal scaling
  properties:
    name:
      type: string
      description: Human readable name of the aspect
      required: true
    description:
      type: string
      description: Human readable description of the aspect
      required: true
    ns_scale_levels:
      type: map
      description: Description of the NS levels for this scaling aspect.
      required: true
      key_schema:
        type: integer # Integer type in order to number the levels. First level is
level 0.
      constraints:
        - greater_or_equal: 0
      entry_schema:
        type: toska.datatypes.nfv.NsLevels

```

7.2.25.4 Examples

See clause A.17.

7.2.25.5 Additional Requirements

None.

7.2.26 toska.datatypes.nfv.NsLevels

7.2.26.1 Description

The NsLevels data type describes the Ns levels. Table 7.2.26.1-1 specifies the declared names for this data type. These names shall be used as specified in TOSCA-Simple-Profile-YAML-v1.3 [20].

Table 7.2.26.1-1: Type name, shorthand, and URI

Shorthand Name	NsLevels
Type Qualified Name	toscanfv:NsLevels
Type URI	tosca.datatypes.nfv.NsLevels

7.2.26.2 Properties

The properties of the NsLevels data type shall comply with the provisions set out in table 7.2.26.2-1.

Table 7.2.26.2-1: Properties

Name	Required	Type	Constraints	Description
description	yes	string		Human readable description of the NS level.

7.2.26.3 Definition

The syntax of the NsLevels data type shall comply with the following definition:

```
tosca.datatypes.nfv.NsLevels:
  derived_from: toska.datatypes.Root
  description: describes the Ns levels
  properties:
    description:
      type: string
      description: Human readable description of the Ns level
      required: true
```

7.2.26.4 Examples

See clause A.17.

7.2.26.5 Additional Requirements

None.

7.2.27 toska.datatypes.nfv.ScaleNsByStepsData

7.2.27.1 Description

The ScaleNsByStepsData data type describes the information needed to scale an NS instance by one or more scaling steps, with respect to a particular NS scaling aspect as defined in ETSI GS NFV-IFA 013 [i.8]. Table 7.2.27.1-1 specifies the declared names for this data type. These names shall be used as specified in TOSCA-Simple-Profile-YAML-v1.3 [20].

Table 7.2.27.1-1: Type name, shorthand, and URI

Shorthand Name	ScaleNsByStepsData
Type Qualified Name	toscanfv:ScaleNsByStepsData
Type URI	tosca.datatypes.nfv.ScaleNsByStepsData

7.2.27.2 Properties

The properties of the ScaleNsByStepsData data type shall comply with the provisions set out in table 7.2.27.2-1.

Table 7.2.27.2-1: Properties

Name	Required	Type	Constraints	Description
scaling_direction	yes	string	Valid values: See YAML definition constraints	Indicates the type of the scale operation requested.
aspect	yes	string		Identifier of the scaling aspect.
number_of_steps	yes	integer		Number of scaling steps to be executed.

7.2.27.3 Definition

The syntax of the ScaleNsByStepsData data type shall comply with the following definition:

```
tosca.datatypes.nfv.ScaleNsByStepsData:
  derived_from: toska.datatypes.Root
  description: describes the information needed to scale an NS instance by one or
more scaling steps, with respect to a particular NS scaling aspect
```

```

properties:
  scaling_direction:
    type: string
    description: Indicates the type of the scale operation requested.
    required: true
    constraints:
      - valid_values: [ scale_out, scale_in ]
  aspect:
    type: string
    description: Identifier of the scaling aspect.
    required: true
  number_of_steps:
    type: integer
    description: Number of scaling steps to be executed.
    required: true
    constraints:
      - greater_than: 0
    default: 1

```

7.2.27.4 Examples

None.

7.2.27.5 Additional Requirements

None.

7.2.28 `tosca.datatypes.nfv.ScaleNsToLevelData`

7.2.28.1 Description

The `ScaleNsByStepsData` data type describes the information needed to scale an NS instance to a target size as defined in ETSI GS NFV-IFA 013 [i.8]. Table 7.2.28.1-1 specifies the declared names for this data type. These names shall be used as specified in TOSCA-Simple-Profile-YAML-v1.3 [20].

Table 7.2.28.1-1: Type name, shorthand, and URI

Shorthand Name	<code>ScaleNsToLevelData</code>
Type Qualified Name	<code>toscanfv:ScaleNsToLevelData</code>
Type URI	<code>tosca.datatypes.nfv.ScaleNsToLevelData</code>

7.2.28.2 Properties

The properties of the `ScaleNsToLevelData` data type shall comply with the provisions set out in table 7.2.28.2-1.

Table 7.2.28.2-1: Properties

Name	Required	Type	Constraints	Description
<code>instantiation_level</code>	no	string		Identifier of the target instantiation level of the current deployment flavour to which the NS is requested to be scaled. Either <code>instantiation_level</code> or <code>ns_scale_info</code> shall be provided.
<code>ns_scale_info</code>	no	map of integer		For each scaling aspect of the current deployment flavour, indicates the target scale level to which the NS is to be scaled. Either <code>instantiation_level</code> or <code>ns_scale_info</code> shall be provided.

7.2.28.3 Definition

The syntax of the ScaleNsToLevelData data type shall comply with the following definition:

```

tosca.datatypes.nfv.ScaleNsToLevelData:
  derived_from: toska.datatypes.Root
  description: describes the information needed to scale an NS instance to a target
size.
  properties:
    instantiation_level:
      type: string
      description: Identifier of the target instantiation level of the current
deployment flavour to which the NS is requested to be scaled. Either
instantiation_level or ns_scale_info shall be provided.
      required: false
    ns_scale_info:
      type: map # key: aspectId
      description: For each scaling aspect of the current deployment flavour,
indicates the target scale level to which the NS is to be scaled. Either
instantiation_level or ns_scale_info shall be provided.
      required: false
    entry_schema:
      type: integer
      constraints:
        - greater_or_equal: 0

```

7.2.28.4 Examples

None.

7.2.28.5 Additional Requirements

None.

7.2.29 toska.datatypes.nfv.NsDataFlowMirroring

7.2.29.1 Description

The NsDataFlowMirroring data describes the data flow mirroring information to be associated to an NS instance as defined in ETSI GS NFV-IFA 014 [2].

Table 7.2.29.1-1 specifies the declared names for this data type. These names shall be used as specified in TOSCA-Simple-Profile-YAML-v1.3 [20].

Table 7.2.29.1-1: Type name, shorthand, and URI

Shorthand Name	NsDataFlowMirroring
Type Qualified Name	toscanfv:NsDataFlowMirroring
Type URI	tosca.datatypes.nfv.NsDataFlowMirroring

7.2.29.2 Properties

The properties of the NsDataFlowMirroring data type shall comply with the provisions set out in table 7.2.29.2-1.

Table 7.2.29.2-1: Properties

Name	Required	Type	Constraints	Description
mirroring_job_name	yes	string		Name of Data Flow Mirroring Job.
description	no	string		Information description of Data Flow Mirroring Job.

7.2.29.3 Definition

The syntax of the NsDataFlowMirroring data type shall comply with the following definition:

```

tosca.datatypes.nfv.NsDataFlowMirroring:
  derived_from: toasca.datatypes.Root
  description: describes the data flow mirroring information to be associated to
the NS instance.
  properties:
    mirroring_job_name:
      type: string
      description: Name of Data Flow Mirroring Job
      required: true
    description:
      type: string
      description: Information description of Data Flow Mirroring Job
      required: false

```

7.2.29.4 Example

None.

7.2.29.5 Additional Requirements

None.

7.2.30 toasca.datatypes.nfv.NsScaleInfo

7.2.30.1 Description

The NsScaleInfo data type indicates for a given nsScalingAspect the corresponding scaleLevel. Table 7.2.30.1-1 specifies the declared names for this data type. These names shall be used as specified in TOSCA-Simple-Profile-YAML-v1.3 [20].

Table 7.2.30.1-1: Type name, shorthand and URI

Shorthand Name	NsScaleInfo
Type Qualified Name	toscanfv:NsScaleInfo
Type URI	tosca.datatypes.nfv.NsScaleInfo

7.2.30.2 Properties

The properties of the NsScaleInfo data type shall comply with the provisions set out in table 7.2.30.2-1.

Table 7.2.30.2-1: Properties

Name	Required	Type	Constraints	Description
nsScale_level	yes	integer	greater_or_equal: 0	The NS scale level for a particular aspect.

7.2.30.3 Definition

The syntax of the NsScaleInfo data type shall comply with the following definition:

```

tosca.datatypes.nfv.NsScaleInfo:
  derived_from: toska.datatypes.Root
  description: Indicates for a given nsScalingAspect the corresponding NS scaleLevel
  properties:
    scale_level:
      type: integer
      description: The scale level for a particular aspect
      required: true
      constraints:
        - greater_or_equal: 0

```

7.2.30.4 Examples

None.

7.2.30.5 Additional Requirements

None.

7.3 Artifact Types

None.

7.4 Capability Types

7.4.1 toska.capabilities.nfv.VirtualLinkable

7.4.1.1 Description

The VirtualLinkable capability type is defined in clause 9.4.1 of the present document.

7.4.2 toska.capabilities.nfv.Forwarding

7.4.2.1 Description

The Forwarding capability type describes the capabilities related to nodes which can be pointed by toska.relationships.nfv.ForwardTo relationship type. Table 7.4.2.1-1 specifies the declared names for this capability type. These names shall be used as specified in TOSCA-Simple-Profile-YAML-v1.3 [20].

NOTE: The forwarding capability represents the ability of a CP or SAP to receive and forward traffic flows. Traffic flows can be received by a CP from an NS Virtual Link and forwarded to the VNF or PNF to which the CP is attached. Symmetrically, traffic flows can be received by an external CP of the VNF or PNF and forwarded to an NS Virtual Link. Traffic flows can be received by a SAP from an external link and forwarded to the NS to which the SAP is attached. Symmetrically, traffic flows can be received from the NS to which the SAP is attached and forwarded to an external link. An ingress CP is an external CP that forwards traffic to a VNF, PNF or NS while an egress CP is an external CP that forwards traffic outside a VNF, PNF or NS. The same CP may but need not play both roles.

Table 7.4.2.1-1: Type name, shorthand, and URI

Shorthand Name	Forwarding
Type Qualified Name	toscanfv:Forwarding
Type URI	tosca.capabilities.nfv.Forwarding

7.4.2.2 Properties

None.

7.4.2.3 Definition

The syntax of the Forwarding capability type shall comply with the following definition:

```
tosca.capabilities.nfv.Forwarding:
  derived_from: toasca.capabilities.Root
```

7.5 Requirement Types

None.

7.6 Relationship Types

7.6.1 toasca.relationships.nfv.VirtualLinksTo

7.6.1.1 Description

The VirtualLinksTo relationship type is defined in clause 9.6.1 of the present document representing an association relationship between the VNF or PNF or Sap of a Nested NS and NsVirtualLink node types when used in an NSD.

7.6.2 toasca.relationships.nfv.ForwardTo

7.6.2.1 Description

The ForwardTo relationship type represents an association between two node types which are a part of NFP. Table 7.6.2.1-1 specifies the declared names for this relationship type. These names shall be used as specified in TOSCA-Simple-Profile-YAML-v1.3 [20].

Table 7.6.2.1-1: Type name, shorthand, and URI

Shorthand Name	ForwardTo
Type Qualified Name	toscanfv:ForwardTo
Type URI	tosca.nodes.relationships.ForwardTo

7.6.2.2 Properties

None.

7.6.2.3 Definition

The syntax of the ForwardTo relationship type shall comply with the following definition:

```
tosca.relationships.nfv.ForwardTo:
  derived_from: toasca.relationships.Root
  valid_target_types: [ toasca.capabilities.nfv.Forwarding ]
```

7.7 Interface Types

7.7.1 toasca.interfaces.nfv.Nslcm

7.7.1.1 Description

The toasca.interfaces.nfv.Nslcm interface type contains a set of TOSCA operations corresponding to the following NS LCM operations defined in ETSI GS NFV-IFA 013 [i.8]:

- Instantiate NS
- Scale NS
- Update NS
- Heal NS
- Terminate NS

The interface also contains TOSCA operations corresponding to preamble and postamble to the execution of the aforementioned base operations. The name of these operations is constructed according to the following pattern:

<base_operation_name>_start for a preamble

<base_operation_name>_end for a postamble

The designations ("_start", "_end") in the name of TOSCA operations are postfixes so that related operations are adjacent in an alphabetical listing.

Table 7.7.1.1-1 specifies the declared names for this interface type. These names shall be used as specified in TOSCA-Simple-Profile-YAML-v1.3 [20].

Table 7.7.1.1-1: Type name, shorthand, and URI

Shorthand Name	Nslcm
Type Qualified Name	toscanfv:Nslcm
Type URI	tosca.interfaces.nfv.Nslcm

7.7.1.2 Definition

The syntax of the Nslcm interface type shall comply with the following definition:

```
tosca.interfaces.nfv.Nslcm:
  derived_from: toasca.interfaces.Root
  description: This interface encompasses a set of TOSCA operations corresponding to
  NS LCM operations defined in ETSI GS NFV-IFA 013. as well as to preamble and postamble
  procedures to the execution of the NS LCM operations.
  operations:
    instantiate_start:
      description: Preamble to execution of the instantiate operation
    instantiate:
```

```

    description: Base procedure for instantiating an NS, corresponding to the
Instantiate NS operation defined in ETSI GS NFV-IFA 013.
    inputs:
      additional_parameters:
        type: toasca.datatypes.nfv.NsOperationAdditionalParameters
        required: false
    instantiate_end:
      description: Postamble to the execution of the instantiate operation
    terminate_start:
      description: Preamble to execution of the terminate operation
    terminate:
      description: Base procedure for terminating an NS, corresponding to the
Terminate NS operation defined in ETSI GS NFV-IFA 013.
    terminate_end:
      description: Postamble to the execution of the terminate operation
    update_start:
      description: Preamble to execution of the update operation
    update:
      description: Base procedure for updating an NS, corresponding to the Update NS
operation defined in ETSI GS NFV-IFA 013.
    update_end:
      description: Postamble to the execution of the update operation
    scale_start:
      description: Preamble to execution of the scale operation
    scale:
      description: Base procedure for scaling an NS, corresponding to the Scale NS
operation defined in ETSI GS NFV-IFA 013.
    inputs:
      additional_parameters:
        type: toasca.datatypes.nfv.NsOperationAdditionalParameters
        required: false
      scale_ns_by_steps_data:
        type: toasca.datatypes.nfv.ScaleNsByStepsData
        description: Describes the information needed to scale an NS instance by
one or more scaling steps, with respect to a particular NS scaling aspect as defined
in ETSI GS NFV-IFA 013. Either scale_ns_by_steps_data or scale_ns_to_level_data shall
be provided.
        required: false
      scale_ns_to_level_data:
        type: toasca.datatypes.nfv.ScaleNsToLevelData
        description: Describes the information needed to scale an NS instance to a
target size as defined in ETSI GS NFV-IFA 013. Either scale_ns_by_steps_data or
scale_ns_to_level_data shall be provided.
        required: false
    scale_end:
      description: Postamble to the execution of the scale operation
    heal_start:
      description: Preamble to execution of the heal operation
    heal:
      description: Base procedure for healing an NS, corresponding to the Heal NS
operation defined in ETSI GS NFV-IFA 013.
    inputs:
      additional_parameters:
        type: toasca.datatypes.nfv.NsOperationAdditionalParameters
        required: false
    heal_end:
      description: Postamble to the execution of the heal operation

```

7.7.1.3 Additional Requirements

The implementation and inputs keynames specified in TOSCA-Simple-Profile-YAML-v1.3 [20] for an operation definition may be included for each operation listed in the Nslcm interface definition.

When a TOSCA operation representing an NS LCM operation does not have an associated implementation keyname, the default implementation provided by the NFVO for this NS LCM operation applies.

The NSD consumer shall make available all parameters from the message invoking the NS LCM operation as inputs to the corresponding TOSCA interface operations. The `inputs` keyname can be used to specify additional input parameters for executing the operation.

In the operation definitions on the Nslcm interface, the `additional_parameters` (NS-specific extension of the `tosca.datatypes.nfv.NsOperationAdditionalParameters`) of inputs section describes the name and type of the additional parameters that can be submitted in the NS LCM operation request. Refer example in clause 7.2.17.

The implementation of preamble and postamble TOSCA operations (e.g. `instantiate_start`), if present, is invoked with the same parameters as the corresponding base TOSCA operation (e.g. `instantiate`). The inputs of the preamble and postamble operations shall not be defined in the NSD.

If an implementation is associated to a TOSCA operation that represents a preamble or a postamble to an NS LCM operation, the implementation logic is executed before or after the execution of the NS LCM operation implementation, respectively.

Starting with version 3.3.1 [i.19] of the present document, the Nslcm interface type definition grammar was changed to support notifications and operations. For backward compatibility, TOSCA-Simple-Profile-YAML-v1.3 [20], clause 3.7.5.5 specifies the provisions for handling the previous grammar. Support of the Release 2 Nslcm interface type definition grammar can be removed in subsequent versions of the present document.

7.7.1.4 Support of LCM scripts

In ETSI GS NFV-IFA 014 [2], the definition of the "LifeCycleManagementScript" information element of the NSD associates LCM scripts with events, where an event can be an external or an internal stimulus. These events are mapped to TOSCA operations of the NS node type in the following way:

- external stimuli are mapped to TOSCA operations corresponding to the NS LCM operations defined in ETSI GS NFV-IFA 013 [i.8];
- internal stimuli are mapped to preamble and postamble of these TOSCA operations.

LCM scripts can be regarded as artifacts that provide an NS-specific implementation of the TOSCA operation corresponding to the stimulus.

The script input parameters shall be provided to the script according to the declaration in the `inputs` field of the operation definition. The artifact type definition shall enable identifying the DSL used by the script. The artifact type definition for Python is provided in section 5.4.4.1 of TOSCA-Simple-Profile-YAML-v1.3 [20]. The artifact definition for Mistral is provided in clause A.7.2 of the present document.

7.7.1.5 Examples

The following example template fragments illustrate the concept. An LCM script is associated with the `instantiate_end` operation. As no LCM script is associated to the `instantiate` operation, its default implementation runs and before running the `post-instantiate-script`. The `inputs` section of the `instantiate_end` operation definition provides additional input values to the `post-instantiate-script`, and the TOSCA artifacts definition conveys the type of DSL used as a scripting language.

```
tosca_definitions_version: toska_simple_yaml_1_3

imports:
- ..

node_types:
MyCompany.SunshineVPN.1_0.1_0:
```

```

derived_from: toska.nodes.nfv.NS
..

topology_template:
  substitution_mappings:
    node_type: MyCompany.SunshineVPN.1_0.1_0
    ..

node_templates:
  SunshineVPN:
    type: MyCompany.SunshineVPN.1_0.1_0
    ..
  interfaces:
    Nslcm:
      operations:
        instantiate_end:
          implementation: post-instantiate-script
          inputs:
            script_input_1: value_1
            script_input_2: value_2

artifacts:
  post-instantiate-script:
    description: Instantiate workflow script
    type: toska.artifacts.Implementation.Python
    file: instantiate.py
    #repository: ..
    #deploy_path: ..
    ..

```

7.7.2 toska.interfaces.nfv.NsVnfIndicator

7.7.2.1 Description

The `tosca.interfaces.nfv.NsVnfIndicator` is an empty base interface type for deriving NS specific interface types that include VNF indicator specific notifications which will be used in a NS.

Table 7.7.2.1-1 specifies the declared names for this interface type. These names shall be used as specified in TOSCA-Simple-Profile-YAML-v1.3 [20].

Table 7.7.2.1-1: Type name, shorthand, and URI

Shorthand Name	NsVnfIndicator
Type Qualified Name	toscanfv:NsVnfIndicator
Type URI	tosca.interfaces.nfv.NsVnfIndicator

7.7.2.2 Definition

The syntax of the `VnfIndicator` interface type shall comply with the following definition:

```

tosca.interfaces.nfv.NsVnfIndicator:
  derived_from: toska.interfaces.Root
  description: This interface is an empty base interface type for deriving NS
  specific interface types that include VNF indicator specific notifications which will
  be used in a NS.

```


7.7.2.3 Examples

See clause A.15.3.

7.8 Node Types

7.8.1 `tosca.nodes.nfv.NS`

7.8.1.1 Description

The NFV Network Service (NS) node type describes an NS in terms of deployment, operational behaviour, and requirements, as defined by ETSI GS NFV-IFA 014 [2]. Table 7.8.1.1-1 specifies the declared names for this node type. These names shall be used as specified in TOSCA-Simple-Profile-YAML-v1.3 [20].

Table 7.8.1.1-1: Type name, shorthand, and URI

Shorthand Name	NS
Type Qualified Name	<code>toscanfv:NS</code>
Type URI	<code>tosca.nodes.nfv.NS</code>

7.8.1.2 Properties

The properties of the NS node type shall comply with the provisions set out in table 7.8.1.2-1.

Table 7.8.1.2-1: Properties

Name	Required	Type	Constraints	Description
<code>descriptor_id</code>	yes	string		Identifier of this NS descriptor. See note 2.
<code>designer</code>	yes	string		Identifies the designer of the NSD.
<code>version</code>	yes	string		Identifies the version of the NSD.
<code>name</code>	yes	string		Provides the human readable name of the NSD.
<code>invariant_id</code>	yes	string		Identifies an NSD in a version independent manner. This attribute is invariant across versions of NSD with no constraints on the changes across versions. See note 2.
<code>ext_invariant_id</code>	no	string		Identifies an NSD in a version independent manner. This attribute is invariant across versions of the NSD that fulfil certain conditions related to the external connectivity and management of the NS. See notes 2 and 6. When used in a nested NS node template in a composite NSD it allows for nested NS instances during NS LCM the use of an NSD different from the one referenced by the <code>descriptor_id</code> property, provided they have the same <code>ext_invariant_id</code> . See note 7.
<code>flavour_id</code>	yes	string		Identifier of this NS DF within the NSD.
<code>ns_profile</code>	no	<code>tosca.datatypes.nfv.NsProfile</code>		Specifies a profile of an NS, when this NS is used as nested NS within another NS. See note 1.
<code>service_availability_level</code>	no	integer	greater_or_equal: 1	If present, specifies the service availability level for the NS instance. See note 3.

Name	Required	Type	Constraints	Description
priority	no	integer	greater_or_equal: 0	Specifies the priority for the NS instance. Examples for the usage of priority include conflict resolution in case of resource shortage. See notes 4 and 5.
strict_nsd_constituent_onboarding	yes	boolean	default: true	Indicates if all NSD constituents referenced by this NSD shall be onboarded before onboarding the NSD identified by this information element. If true all referenced constituents shall be onboarded.
<p>NOTE 1: This property is only used in an NS node template, when it is representing a nested NS within another NS.</p> <p>NOTE 2: The value of the descriptor_id string shall comply with an UUID format as specified in section 3 of IETF RFC 4122 [9].</p> <p>NOTE 3: The value '1' expresses the highest service availability level.</p> <p>NOTE 4: The value '0' expresses the highest priority and the fact that the NS instance based on this NS DF cannot be pre-empted during resource allocation.</p> <p>NOTE 5: A NSD specific node type definition can further constrain the range of valid values by indicating an upper bound.</p> <p>NOTE 6: Different versions of an NSD have different descriptor_ids but can have the same ext_invariant_id. Different versions of the NSD with the same ext_invariant_id shall have the same number and name of NS deployment flavours, where each of them exposes:</p> <ul style="list-style-type: none"> • same external connectivity, i.e. same number and name of the requirements for VirtualLinkable capability that represent SAPs • same number and name of NS instantiation levels NOTE 6a: The content of each NS instantiation level may change • same NS scaling aspects and same number of levels per aspect NOTE 6b: The constituents of each scaling aspect and the deltas between levels may change. <p>This condition implies that NSDs with the same ext_invariant_id preserve external invariancy. Therefore, fulfilling this condition allows to use a different version of a nested NSD in a composite NS instance without modification of the NSD on which the composite NS instance is based. The use of a different version is ultimately under the control of the service provider and it should consider if the composite NSD fulfils the requirements of the SAPs (e.g. bitrate, IP version, etc.).</p> <p>NOTE 7: When the NS node is used as a nested NS in a composite NSD, this property may only be included if the NS node type definition in the nested NSD includes the property with a value. If the property is supported in the NS node in the nested NSD, it should be included in the nested NS node in the composite NSD to avoid changes in the composite NSD caused by version changes in the nested NSD.</p>				

7.8.1.3 Attributes

The attribute of the NS node type shall comply with the provisions set out in table 7.8.1.3-1.

Table 7.8.1.3-1: Attributes

Name	Required	Type	Constraints	Description
scale_status	no	map of integer		Scale status of the NS, one entry per aspect. Represents for every scaling aspect how "big" the NS has been scaled with reference to that aspect.

If the NS supports VNF indicators as the monitoring data as described in ETSI GS NFV-IFA 014 [2], the NS specific node type definition shall include one TOSCA attribute of a primitive type for each monitored VNF indicator.

NOTE 1: The value of the attribute for each monitored VNF indicator can be retrieved by passing a path to the get_attribute function: { get_attribute: [<VNF_node_template_name>, <attribute_name_defined_in_the_corresponding_VNFD>] }.

NOTE 2: The rule for naming the attribute for each monitored VNF indicator should be:

" VNF node template name "_" attribute name defined in the corresponding VNFD ". See example in clause A.15.3.

NOTE 3: In this version of the present document, the type of VNF indicators is constrained to primitive types. This is due to the limitations in the TOSCA-Simple-Profile-YAML-v1.3 [20] to define conditions on attributes of complex types.

If the `scale_status` attribute is used in a NS auto-scale policy, the NS specific node type definitions may include additional attribute definitions of type integer, one for each scaling aspect. See example in clause A.15.3.

NOTE 4: As the `scale_status` attribute is complex, the value of the individual scaling aspects can be retrieved by passing a path to the `get_attribute` function: { `get_attribute`: [`SELF`, `scale_status`, { `scaling_aspect` }] }. If the value of the `scale_status` property is needed in a constraint (`tosca.policies.nfv.NsAutoScale`), then its value can be retrieved in an indirect way by accessing the aforementioned additional attributes. This is due to the limitation mentioned in the note 3.

7.8.1.4 Requirements

The requirements of the NS node type shall comply with the provisions set out in table 7.8.1.4-1.

Table 7.8.1.4-1: Requirements

Name	Required	Capability type	Constraints	Description
virtual_link	no	tosca.capabilities.nfv.VirtualLinkable		Describes the requirements for linking to virtual link

7.8.1.5 Capabilities

None.

7.8.1.6 Definition

The syntax of the NS node type shall comply with the following definition:

```
tosca.nodes.nfv.NS:
  derived_from: toasca.nodes.Root
  properties:
    descriptor_id:
      type: string # UUID
      description: Identifier of this NS descriptor
      required: true
    designer:
      type: string
      description: Identifies the designer of the NSD.
      required: true
    version:
      type: string
      description: Identifies the version of the NSD.
      required: true
    name:
      type: string
      description: Provides the human readable name of the NSD.
      required: true
    invariant_id: # UUID
      type: string
      description: Identifies an NSD in a version independent manner. This
attribute is invariant across versions of NSD with no constraints on the changes
across versions.
      required: true
    ext_invariant_id: # UUID
      type: string
      description: Identifies an NSD in a version independent manner. This
attribute is invariant across versions of the NSD that fulfil certain conditions
```

related to the external connectivity and management of the NS. When used in a nested NS node template in a composite NSD it allows for nested NS instances during NS LCM the use of an NSD different from the one referenced by the descriptor_id property, provided they have the same ext_invariant_id.

```

    required: false
  flavour_id:
    type: string
    description: Identifier of the NS Deployment Flavour within the NSD
    required: true
  ns_profile:
    type: toska.datatypes.nfv.NsProfile
    description: Specifies a profile of a NS, when this NS is used as nested
NS within another NS.
    required: false
  service_availability_level:
    type: integer
    description: Specifies the service availability level for the NS instance.
    required: false
    constraints:
      - greater_or_equal: 1
  priority:
    type: integer
    description: Specifies the priority for the NS instance. Examples for the
usage of priority include conflict resolution in case of resource shortage.
    required: false
    constraints:
      - greater_or_equal: 0
  strict_nsd_constituent_onboarding:
    type: boolean
    description: Indicates if all NSD constituents referenced by this NSD
shall be onboarded before onboarding the NSD identified by this information
element. If true all referenced constituents shall be onboarded.
    required: true
    default: true
  attributes:
    scale_status:
    type: map # key: aspectId
    description: Scale status of the NS, one entry per aspect. Represents for
every scaling aspect how "big" the NS has been scaled w.r.t. that aspect.
    entry_schema:
    type: integer
    constraints:
      - greater_or_equal: 0
  requirements:
  - virtual_link:
    capability: toska.capabilities.nfv.VirtualLinkable
    relationship: toska.relationships.nfv.VirtualLinksTo
    node: toska.nodes.nfv.NsVirtualLink
    occurrences: [ 0, 1 ]
  interfaces:
  Nslcm:
    type: toska.interfaces.nfv.Nslcm

```

7.8.1.7 Artifact

None.

7.8.1.8 Additional requirements

For a given NSD, a new NS node type shall be defined following the below requirements:

- a) The node type shall be derived from: `tosca.nodes.nfv.NS`.
- b) All properties listed in `tosca.nodes.nfv.NS` where the "required:" field is set to "true" shall be included with their values indicated as constraints or assigned as final fixed values if only one value is permitted.
- c) Properties listed in `tosca.nodes.nfv.NS` where the "required:" field is set to "false" may be included.
- d) The capabilities, requirements, interfaces of `tosca.nodes.nfv.NS` shall be preserved.
- e) Depending on the number of SAPs of the NS, additional requirements for VirtualLinkable capability shall be defined with the occurrences set to [0, 1]. In this case, it is the NSD author's choice to use the requirement for VirtualLinkable capability defined in the `tosca.nodes.nfv.NS` node type or use only the additional requirements defined in the derived NS specific node type. In the latter case, the `virtual_link` requirement should be included in the node type definition with occurrences [0, 0].
- f) If the NSD supports external invariancy the NS node type definition shall include the `ext_invariant_id` property with its value indicated as constraint.

7.8.2 `tosca.nodes.nfv.Sap`

7.8.2.1 Description

The Service Access Point (SAP) node type describes a connection point where an NS can be accessed, as defined by ETSI GS NFV-IFA 014 [2]. Table 7.8.2.1-1 specifies the declared names for this node type. These names shall be used as specified in TOSCA-Simple-Profile-YAML-v1.3 [20].

Table 7.8.2.1-1: Type name, shorthand, and URI

Shorthand Name	Sap
Type Qualified Name	<code>toscanfv:Sap</code>
Type URI	<code>tosca.nodes.nfv.Sap</code>

7.8.2.2 Properties

The properties applied to Sap node are derived from Cp node type as defined in clause 9.8.1 of the present document.

7.8.2.3 Attributes

None.

7.8.2.4 Requirements

The requirements of the Sap node type shall comply with the provisions set out in table 7.8.2.4-1.

Table 7.8.2.4-1: Requirements

Name	Required	Capability type	Constraints	Description
<code>external_virtual_link</code>	no	<code>tosca.capabilities.nfv.VirtualLinkable</code>		Specifies that CP instances require to be connected to a node that has a VirtualLinkable capability
<code>internal_virtual_link</code>	yes	<code>tosca.capabilities.nfv.VirtualLinkable</code>		Specifies that CP instances require to be connected to a node that has a VirtualLinkable capability

7.8.2.5 Capabilities

The capabilities of the Sap node type shall comply with the provisions set out in table 7.8.2.5-1.

Table 7.8.2.5-1: Capabilities

Name	Type	Constraints	Description
forwarding	tosca.capabilities.nfv.Forwarding		The forwarding capability exposed by the node.

7.8.2.6 Definition

The syntax of the Sap node type shall comply with the following definition:

```
tosca.nodes.nfv.Sap:
  derived_from: toska.nodes.nfv.Cp
  description: node definition of SAP.
  capabilities:
    forwarding:
      type: toska.capabilities.nfv.Forwarding
  requirements:
    - external_virtual_link:
      capability: toska.capabilities.nfv.VirtualLinkable
      relationship: toska.relationships.nfv.VirtualLinksTo
      occurrences: [0, 1]
    - internal_virtual_link:
      capability: toska.capabilities.nfv.VirtualLinkable
      relationship: toska.relationships.nfv.VirtualLinksTo
      occurrences: [1, 1]
```

7.8.2.7 Additional requirements

A node template of this type is used to represent a SAP only in the case the Sap is connected to an NsVirtualLink inside an NSD. The node template has the following requirements:

- internal_virtual_link requirement to allow to connect it to an NsVirtualLink inside an NSD;
- external_virtual_link requirement to allow to connect it to an NsVirtualLink outside an NSD.

In the case where a Sap is exposed by a VNF external connection point, a PNF external connection point or a Sap of the nested NS, the Sap node type does not apply.

7.8.2.8 Example

In a typical scenario, the Sap node template will be part of a service template representing a certain NS deployment flavour. The service template substitutes for a NS specific node type. In this substitution, the virtual_link requirement is mapped to the external_virtual_link requirement of the Sap node. This example is illustrated in clause A.7.3.

When a Sap re-exposes a VNF external connection point, the service template does not require an explicit node template of type Sap in a typical scenario where a NS specific node type is substituted by a service template representing a certain NS deployment flavour. In this substitution, the virtual_link requirement is mapped to the virtual_link requirement of the VNF node or a corresponding Forwarding node. The first case is illustrated in clause A.7.2 while the second case is illustrated in clause A.14.

7.8.3 toska.nodes.nfv.NsVirtualLink

7.8.3.1 Description

The NsVirtualLink node type represents the NsVirtualLinkDesc information element as defined in ETSI GS NFV-IFA 014 [2], which describes the requirements for a virtual link of a network service. Table 7.8.3.1-1 specifies the declared names for this node type. These names shall be used as specified in TOSCA-Simple-Profile-YAML-v1.3 [20].

Table 7.8.3.1-1: Type name, shorthand, and URI

Shorthand Name	NsVirtualLink
Type Qualified Name	toscanfv:NsVirtualLink
Type URI	tosca.nodes.nfv.NsVirtualLink

7.8.3.2 Properties

The properties of the NsVirtualLink node type shall comply with the provisions set out in table 7.8.3.2-1.

Table 7.8.3.2-1: Properties

Name	Required	Type	Constraints	Description
vl_profile	yes	tosca.datatype.nfv.NsVIProfile		Specifies instantiation parameters for a virtual link of a particular NS deployment flavour.
connectivity_type	yes	tosca.datatypes.nfv.ConnectivityType		Network service virtual link connectivity type.
test_access	no	list of string	Valid values: See YAML definition constraints	Test access facilities available on the VL.
description	no	string		Human readable information on the purpose of the virtual link (e.g. VL for control plane traffic).

7.8.3.3 Attributes

None.

7.8.3.4 Requirements

None.

7.8.3.5 Capabilities

The capabilities of the NsVirtualLink node type shall comply with the provisions set out in table 7.8.3.5-1.

Table 7.8.3.5-1: Capabilities

Name	Type	Constraints	Description
virtual_linkable	tosca.capabilities.nfv.VirtualLinkable		VirtualLinkable capability

7.8.3.6 Definition

The syntax of the NsVirtualLink node type shall comply with the following definition:

```
tosca.nodes.nfv.NsVirtualLink:
  derived_from: toska.nodes.Root
```

```

description: node definition of Virtual Links
properties:
  vl_profile:
    type: tosca.datatypes.nfv.NsVlProfile # only covers min/max bitrate
requirements
  description: Specifies instantiation parameters for a virtual link of a
particular NS deployment flavour.
  required: true
  connectivity_type:
    type: tosca.datatypes.nfv.ConnectivityType
    required: true
  test_access:
    type: list
    description: Test access facilities available on the VL
    required: false
    entry_schema:
      type: string
      constraints:
        - valid_values: [ passive_monitoring, active_loopback ]
  description:
    type: string
    required: false
    description: Human readable information on the purpose of the virtual link
(e.g. VL for control plane traffic).
capabilities:
  virtual_linkable:
    type: tosca.capabilities.nfv.VirtualLinkable

```

7.8.3.7 Artifact

None.

7.8.3.8 Additional Requirements

None.

7.8.3.9 Example

None.

7.8.4 tosca.nodes.nfv.Cp

7.8.4.1 Description

The Cp node type is defined in clause 9.8.1 of the present document.

7.8.5 tosca.nodes.nfv.NfpPositionElement

7.8.5.1 Description

The NfpPositionElement node type represents the NfpPositionElement information element as defined in ETSI GS NFV-IFA 014 [2], which describes one or two CPD(s) or SAPD(s) for a given Vnf, Pnf or Ns. Table 7.8.5.1-1 specifies the declared names for this node type. These names shall be used as specified in TOSCA-Simple-Profile-YAML-v1.3 [20].

A NfpPositionElement node type has a requirement for a forwarding capability to be exposed by the VNFs, PNFs or NSs, in order to re-expose this capability to an NfpPosition node type.

NOTE: The NfpPosition and NfpPositionElement node types of the VNFFG model describe the entities in VIM for enabling packets/frames to traverse the constituent VNFs, PNFs or Nested NSs of the Network Forwarding Path.

Table 7.8.5.1-1: Type name, shorthand, and URI

Shorthand Name	NfpPositionElement
Type Qualified Name	toscanfv:NfpPositionElement
Type URI	tosca.nodes.nfv.NfpPositionElement

7.8.5.2 Properties

None.

7.8.5.3 Attributes

None.

7.8.5.4 Requirements

The requirements of the NfpPositionElement node type shall comply with the provisions set out in table 7.8.5.4-1.

Table 7.8.5.4-1: Requirements

Name	Required	Capability Type	Constraints	Description
profile_element	yes	tosca.capabilities.nfv.Forwarding		Describes the requirement for the constituent of the NfpPositionElement.

7.8.5.5 Capabilities

The capabilities of the NfpPositionElement node type shall comply with the provisions set out in table 7.8.5.5-1.

Table 7.8.5.5-1: Capabilities

Name	Type	Constraints	Description
forwarding	tosca.capabilities.nfv.Forwarding		NfpPositionElement forwarding capability

7.8.5.6 Definition

The syntax of the NfpPositionElement node type shall comply with the following definition:

```

tosca.nodes.nfv.NfpPositionElement:
  derived_from: tosca.nodes.Root
  description: node definition of NfpPositionElement
  capabilities:
    forwarding:
      type: tosca.capabilities.nfv.Forwarding
  requirements:
    - profile_element:
      capability: tosca.capabilities.nfv.Forwarding
      relationship: tosca.relationships.nfv.ForwardTo
      occurrences: [ 1, 2 ] #When the number of occurrences is 1, the ingress
and egress traffic is associated to a single VnfExtCp or Sap; When the number of
occurrences is 2, the ingress VnfExtCp or Sap is associated to the first value and
the egress VnfExtCp or Sap is associated to the second value.

```

7.8.5.7 Artifact

None.

7.8.5.8 Additional Requirements

The valid node types for the "profile_element" requirements shall be limited to tosca.nodes.nfv.Forwarding and tosca.nodes.nfv.Sap.

7.8.5.9 Example

See clause A.14.

7.8.6 tosca.nodes.nfv.NFP

7.8.6.1 Description

The NFP node type associates traffic flow criteria to a list of descriptors associated to the connection points and service access points to be visited by traffic flows matching these criteria. Table 7.8.6.1-1 specifies the declared names for this node type. These names shall be used as specified in TOSCA-Simple-Profile-YAML-v1.3 [20].

Table 7.8.6.1-1: Type name, shorthand, and URI

Shorthand Name	NFP
Type Qualified Name	toscanfv:NFP
Type URI	tosca.nodes.nfv.NFP

7.8.6.2 Properties

None.

7.8.6.3 Attributes

None.

7.8.6.4 Requirements

The requirements of the NFP node type shall comply with the provisions set out in table 7.8.6.4-1.

Table 7.8.6.4-1: Requirements

Name	Required	Capability type	Constraints	Description
nfp_position	yes	tosca.capabilities.nfv.Forwarding		

7.8.6.5 Capabilities

None.

7.8.6.6 Definition

The syntax of the NFP node type shall comply with the following definition:

```
tosca.nodes.nfv.NFP:
  derived_from: toska.nodes.Root
  description: node definition of NFP
  requirements:
    - nfp_position:
      capability: toska.capabilities.nfv.Forwarding
      node: toska.nodes.nfv.NfpPosition
      relationship: toska.relationships.nfv.ForwardTo
      occurrences: [ 1, UNBOUNDED ]
```

7.8.7 toska.nodes.nfv.NfpPosition

7.8.7.1 Description

The NfpPosition node type describes the reference of one or more NfpPositionElements and rules on how to route traffic flows among VnfExtCp or SAP instances corresponding to these elements. Table 7.8.7.1-1 specifies the declared names for this node type. These names shall be used as specified in TOSCA-Simple-Profile-YAML-v1.3 [20].

NOTE: The NfpPosition and NfpPositionElement node types of the VNFFG model describe the entities in VIM for enabling packets/frames to traverse the constituent VNFs, PNFs or Nested NSs of the Network Forwarding Path.

Table 7.8.7.1-1: Type name, shorthand, and URI

Shorthand Name	NfpPosition
Type Qualified Name	toscanfv:NfpPosition
Type URI	tosca.nodes.nfv.NfpPosition

7.8.7.2 Properties

The properties of the NfpPosition node type shall comply with the provisions set out in table 7.8.7.2-1.

Table 7.8.7.2-1: Properties

Name	Required	Type	Constraints	Description
forwarding_behaviour	no	string	Possible values: "all", "lb", "ff"	Identifies a rule to apply to forward traffic to CP or SAP instances corresponding to the referenced NfpPositionElement(s). The minimum list of rules to be supported shall include: all = Traffic flows shall be forwarded simultaneously to all CP or SAP instances created from the referenced CP profile(s). lb (load balancing) = Traffic flows shall be forwarded to one CP or SAP instance created from the referenced CP profile(s) selected based on a load-balancing algorithm. The following value may be used as well: ff (fast failover) = Traffic flows shall be forwarded to the next CP or SAP in case they cannot be forwarded to a CP or SAP instance created from the referenced CP profile(s). See note.
forwarding_behaviour_input_parameters	no	map of string		Provides input parameters to configure the forwarding behaviour (e.g. identifies a load balancing algorithm). This property is reserved for future use in the present document.
NOTE: When no rules are provided and there are multiple CP or SAP instances corresponding to the referenced CP profile(s), the VIM and/or the NFVI are expected to apply NFP-independent rules determined by means outside the scope of the present document.				

7.8.7.3 Attributes

None.

7.8.7.4 Requirements

The requirements of the NfpPosition node type shall comply with the provisions set out in table 7.8.7.4-1.

Table 7.8.7.4-1: Requirements

Name	Required	Capability type	Constraints	Description
element	yes	tosca.capabilities.nfv.Forwarding		Specifies that an NfpPosition requires a node that has a forwarding capability.

7.8.7.5 Capabilities

The capabilities of the NfpPosition node type shall comply with the provisions set out in table 7.8.7.5-1.

Table 7.8.7.5-1: Capabilities

Name	Type	Constraints	Description
forwarding	tosca.capabilities.nfv.Forwarding		NfpPosition forwarding capability

7.8.7.6 Definition

The syntax of the NfpPosition node type shall comply with the following definition:

```

tosca.nodes.nfv.NfpPosition:
  derived_from: toska.nodes.Root
  description: node definition of NFP position
  properties:
    forwarding_behaviour:
      type: string
      description: Identifies a rule to apply to forward traffic to CP or SAP
instances corresponding to the referenced NfpPositionElement(s).
      constraints:
        - valid_values: [ all, lb, ff ]
        required: false
      forwarding_behaviour_input_parameters:
        description: Provides input parameters to configure the forwarding
behaviour.
        type: map
        required: false
        entry_schema:
          type: string
      capabilities:
        forwarding:
          type: toska.capabilities.nfv.Forwarding
      requirements:
        - element:
            capability: toska.capabilities.nfv.Forwarding
            node: toska.nodes.nfv.NfpPositionElement
            relationship: toska.relationships.nfv.ForwardTo
            occurrences: [ 1, UNBOUNDED ]

```

7.8.7.7 Artifact

None.

7.8.7.8 Additional Requirements

None.

7.8.7.9 Example

See clause A.14.

7.8.8 toska.nodes.nfv.Forwarding

7.8.8.1 Description

The Forwarding node type represents a point in the NS topology that is inserted between a virtual link (VirtualLinkable) requirement of a VNF/PNF node template (in effect, an external connection point of the VNF/PNF) or a nested NS node template and the virtual link template satisfying this requirement. Table 7.8.8.1-1 specifies the declared names for this node type. These names shall be used as specified in TOSCA-Simple-Profile-YAML-v1.3 [20].

Table 7.8.8.1-1: Type name, shorthand, and URI

Shorthand Name	Forwarding
Type Qualified Name	toscanfv:Forwarding
Type URI	tosca.nodes.nfv.Forwarding

7.8.8.2 Properties

None.

7.8.8.3 Attributes

None.

7.8.8.4 Requirements

The requirements of the Forwarding node type shall comply with the provisions set out in table 7.8.8.4-1.

Table 7.8.8.4-1: Requirements

Name	Capability Type	Constraints	Description
virtual_link	tosca.capabilities.nfv.VirtualLinkable		Describes the requirement for linking to a virtual linkable node type.

7.8.8.5 Capabilities

The capabilities of the Forwarding node type shall comply with the provisions set out in table 7.8.8.5-1.

Table 7.8.8.5-1: Capabilities

Name	Type	Constraints	Description
forwarding	tosca.capabilities.nfv.Forwarding		The forwarding capability exposed by the node.
virtual_linkable	tosca.capabilities.nfv.VirtualLinkable		The virtual linkable capability exposed by the node.

7.8.8.6 Definition

The syntax of the Forwarding node type shall comply with the following definition:

```
tosca.nodes.nfv.Forwarding:
  derived_from: toska.nodes.Root
  capabilities:
    virtual_linkable:
      type: toska.capabilities.nfv.VirtualLinkable
    forwarding:
      type: toska.capabilities.nfv.Forwarding
  requirements:
    - virtual_link:
        capability: toska.capabilities.nfv.VirtualLinkable
        relationship: toska.relationships.nfv.VirtualLinksTo
```

7.8.8.7 Artifact

None.

7.8.8.8 Additional Requirements

A node template with Forwarding node type when present in a NSD service template shall only be used for the following design:

- a) in the VNFFGD design, at least one node template of NfpPositionElement node type shall be included in the same NSD service template and the Forwarding node template shall be used as the node target of the profile_element requirement;
- b) in the dataFlowMirroring design, at least one policy with DataFlowInfo policy type shall be included in the same NSD service template and the Forwarding node template shall be used as the target of this policy;
- c) in the NsAffinityRule or NsAntiAffinityRule policy rule design with "l2_network" as the scope, at least one such policy shall be included in the same NSD service template and the Forwarding node template shall be used as the target of this policy.

7.8.8.9 Example

See clauses A.14, A.19 and A.20.

7.9 Group Types

7.9.1 toasca.groups.nfv.NsPlacementGroup

7.9.1.1 Description

The NsPlacementGroup group type is used for describing the affinity or anti-affinity relationship applicable between VNF instances created using different VNFDs, Virtual Link instances created using different VLDs, nested NS instances created using different NSDs when used in an NSD or connections created using different NsVirtualLinkConnectivity information elements as described in ETSI GS NFV-IFA 014 [2].

NOTE: The mapping between ETSI GS NFV-IFA 014 [2] and TOSCA concept is illustrated in clause A.9.3.

Table 7.9.1.1-1 specifies the declared names for this group type. These names shall be used as specified in TOSCA-Simple-Profile-YAML-v1.3 [20].

Table 7.9.1.1-1: Type name, shorthand, and URI

Shorthand Name	NsPlacementGroup
Type Qualified Name	toscanfv:NsPlacementGroup
Type URI	tosca.groups.nfv.NsPlacementGroup

7.9.1.2 Properties

The properties of the NsPlacementGroup group type shall comply with the provisions set out in table 7.9.1.2-1.

Table 7.9.1.2-1: Properties

Name	Required	Type	Constraints	Description
description	yes	string		Human readable description of the group

7.9.1.3 Definition

The syntax of the `NsPlacementGroup` group type shall comply with the following definition:

```

tosca.groups.nfv.NsPlacementGroup:
  derived_from: toska.groups.Root
  description: NsPlacementGroup is used for describing the affinity or anti-affinity
relationship applicable between VNF instances created using different VNFDs, the
Virtual Link instances created using different VLDs or the nested NS instances created
using different NSDs when used in a NSD.
  properties:
    description:
      type: string
      description: Human readable description of the group
      required: true
    members: [tosca.nodes.nfv.VNF, toska.nodes.nfv.NsVirtualLink, toska.nodes.nfv.NS,
tosca.nodes.nfv.Forwarding, toska.nodes.nfv.Sap ]

```

7.9.1.4 Additional Requirements

A group with type `tosca.groups.nfv.NsPlacementGroup` shall contain more than one member when used as the target of an `AffinityRule` or `AntiAffinityRule` policy with the following rules:

- a) all of the same node type as defined as members in clause 7.9.1.3 except `tosca.nodes.nfv.Sap`; or
- b) a combination of `tosca.nodes.nfv.VNF` and `tosca.nodes.nfv.NS` node types; or
- c) a combination of `tosca.nodes.nfv.Forwarding` and `tosca.nodes.nfv.Sap` node types.

7.9.2 toska.groups.nfv.VNFFG

7.9.2.1 Description

The VNF Forwarding Graph (VNFFG) group type describes a topology of the NS or a portion of the NS and optionally forwarding rules, applicable to the traffic conveyed over this topology, as defined by ETSI GS NFV-IFA 014 [2].

Table 7.9.2.1-1 specifies the declared names for this group type. These names shall be used as specified in TOSCA-Simple-Profile-YAML-v1.3 [20].

Table 7.9.2.1-1: Type name, shorthand, and URI

Shorthand Name	VNFFG
Type Qualified Name	toscanfv:VNFFG
Type URI	tosca.groups.nfv.VNFFG

7.9.2.2 Properties

The properties of the VNFFG group type shall comply with the provisions set out in table 7.9.2.2-1.

Table 7.9.2.2-1: properties

Name	Required	Type	Constraints	Description
description	yes	string		Human readable description of the group

7.9.2.3 Definition

The syntax of the VNFFG group type shall comply with the following definition:

```

tosca.groups.nfv.VNFFG:
  derived_from: toska.groups.Root
  description: the VNFFG group type describes a topology of the NS or a portion of
the NS, and optionally forwarding rules, applicable to the traffic conveyed over
this topology
  properties:
    description:
      type: string
      description: Human readable description of the group
      required: true
    members: [ toska.nodes.nfv.NFP, toska.nodes.nfv.VNF, toska.nodes.nfv.PNF,
tosca.nodes.nfv.NS, toska.nodes.nfv.NsVirtualLink,
tosca.nodes.nfv.NfpPositionElement ]

```

7.9.2.4 Additional Requirements

None.

7.9.2.5 Example

See clause A.14.

7.10 Policy Types

7.10.1 NsAffinityRule, NsAntiAffinityRule

7.10.1.1 Description

The NsAffinityRule and NsAntiAffinityRule policy describes the affinity or anti-affinity rules applicable for the defined target.

If there is only one node template with node type toska.nodes.nfv.VNF or toska.nodes.nfv.NsVirtualLink or toska.nodes.nfv.NS set as the targets, the NsAffinityRule or NsAntiAffinityRule applies between the instances to be created based on the same VNFD, or between VLDs to be created based on the same VLD, or between nested NS instances to be created based on the same NSD, as described in ETSI GS NFV-IFA 014 [2].

If there are more than one node templates with node type toska.nodes.nfv.VNF or toska.nodes.nfv.NsVirtualLink or toska.nodes.nfv.NS or toska.nodes.nfv.Sap or toska.nodes.nfv.Forwarding set as the targets, or a group with type toska.groups.nfv.PlacementGroup which contains more than one member set as the targets, the NsAffinityRule or NsAntiAffinityRule applies between VNF instances created using different VNFDs, Virtual Link instances created using different VLDs, nested NS instances created using different NSDs, or connections created using NsVirtualLinkConnectivity information elements as described in ETSI GS NFV-IFA 014 [2].

NOTE: The mapping between ETSI GS NFV-IFA 014 [2] and TOSCA concept is illustrated in clause A.9.3.

Tables 7.10.1.1-1 and 7.10.1.1-2 specify the declared names for the policy types. These names shall be used as specified in TOSCA-Simple-Profile-YAML-v1.3 [20].

Table 7.10.1.1-1: Type name, shorthand, and URI

Shorthand Name	NsAffinityRule
Type Qualified Name	toscanfv:NsAffinityRule
Type URI	tosca.policies.nfv.NsAffinityRule

Table 7.10.1.1-2: Type name, shorthand, and URI

Shorthand Name	NsAntiAffinityRule
Type Qualified Name	toscanfv:NsAntiAffinityRule
Type URI	tosca.policies.nfv.NsAntiAffinityRule

7.10.1.2 Properties

The properties of the NsAffinityRule and NsAntiAffinityRule types shall comply with the provisions set out in table 7.10.1.2-1.

Table 7.10.1.2-1: Properties

Name	Required	Type	Constraints	Description
scope	Yes	String	Valid values : "nfvi_pop", "zone", "zone_group", "nfvi_node", "network_link_and_node", "container_namespace", "l2_network".	Specifies the scope of the local affinity rule. See notes 1, 2, 3 and 4.
NOTE 1: When used in an anti-affinity relationship, the "network_link_and_node" scope is conceptually similar to link and node disjoint paths capabilities used commonly in network Traffic Engineering (TE). For example, as in Fast Reroute Resource Reservation Protocol Traffic Engineering (RSVP-TE) for Label-Switched Path (LSP) tunnels as introduced in IETF RFC 4090 [i.17].				
NOTE 2: The "container_namespace" is only applicable when the targets of the policy are exclusively nodes of type toasca.nodes.nfv.VNF and these are realized exclusively by sets of OS containers. Groups of type toasca.groups.nfv.NsPlacementGroup that consists exclusively of VNFs realized exclusively by set of OS containers may also be target of the policy when the "container_namespace" scope is indicated.				
NOTE 3: When used in an affinity or anti-affinity relationship, the "l2_network" scope represents that the targets belonging to the same policy shall or shall not, respectively, be connected to the same layer 2 network.				
NOTE 4: The "l2_network" scope shall only be used when targets are toasca.nodes.nfv.Sap and/or toasca.nodes.nfv.Forwarding.				

7.10.1.3 Targets

The targets of the NsAffinityRule and NsAntiAffinityRule policy types shall comply with the provisions set out in table 7.10.1.3-1 when used in an NSD.

Table 7.10.1.3-1: Targets

Name	Required	Type	Constraints	Description
targets	Yes	string[]	Valid types: tosca.nodes.nfv.VNF, tosca.nodes.nfv.NsVirtualLink, tosca.nodes.nfv.NS, tosca.groups.nfv.NsPlacementGroup, tosca.nodes.nfv.Sap, tosca.nodes.nfv.Forwarding	In case of LocalAffinityOrAntiAffinityRule as defined in ETSI GS NFV-IFA 014 [2], the valid type of the targets is toasca.nodes.nfv.VNF or toasca.nodes.nfv.NsVirtualLink, or toasca.nodes.nfv.NS. In case of affinityOrAntiAffinityGroup as defined in ETSI GS NFV-IFA 014 [2], the valid types of the targets are: toasca.nodes.nfv.VNF, toasca.nodes.nfv.NsVirtualLink and toasca.nodes.nfv.NS or a toasca.groups.nfv.NsPlacementGroup or toasca.nodes.nfv.Sap, toasca.nodes.nfv.Forwarding.

7.10.1.4 Definition

The syntax of the NsAffinityRule policy type shall comply with the following definition:

```

tosca.policies.nfv.NsAffinityRule:
  derived_from: tosca.policies.Placement
  description: The NsAffinityRule describes the affinity rules applicable for the
defined targets
  properties:
    scope:
      type: string
      description: Specifies the scope of the local affinity rule.
      required: true
      constraints:
        - valid_values: [ nfvi_node, zone, zone_group, nfvi_pop,
network_link_and_node, container_namespace, l2_network ]
    targets: [tosca.nodes.nfv.VNF, tosca.nodes.nfv.NsVirtualLink, tosca.nodes.nfv.NS,
tosca.groups.nfv.NsPlacementGroup, tosca.nodes.nfv.Sap, tosca.nodes.nfv.Forwarding ]

```

The syntax of the NsAntiAffinityRule policy type shall comply with the following definition:

```

tosca.policies.nfv.NsAntiAffinityRule:
  derived_from: tosca.policies.Placement
  description: The NsAntiAffinityRule describes the anti-affinity rules applicable
for the defined targets
  properties:
    scope:
      type: string
      description: Specifies the scope of the local affinity rule..
      required: true
      constraints:
        - valid_values: [ nfvi_node, zone, zone_group, nfvi_pop,
network_link_and_node, container_namespace, l2_network ]
    targets: [tosca.nodes.nfv.VNF, tosca.nodes.nfv.NsVirtualLink, tosca.nodes.nfv.NS,
tosca.groups.nfv.NsPlacementGroup, tosca.nodes.nfv.Sap, tosca.nodes.nfv.Forwarding ]

```

7.10.1.5 Examples

The following example template fragments illustrate the concepts:

```

node_templates:
  VNF_1:
    type: tosca.nodes.nfv.exampleVNF

policies:
  policy_affinity_local_VNF_1:
    type: tosca.policies.nfv.NsAffinityRule
    targets: [ VNF_1 ]
    properties:
      scope: nfvi_node

```

The above example illustrates a local affinity rule for all the instances of VNF_1.

```

node_template:
  VNF_1:
    type: tosca.nodes.nfv.exampleVNF_1

  VNF_2:
    type: tosca.nodes.nfv.exampleVNF_2

```

```

groups:
  affinityOrAntiAffinityGroup_1:
    type: toska.groups.nfv.NsPlacementGroup
    members: [ VNF_1, VNF_2 ]

policies:
  policy_antiAffinity_group_1:
    type: toska.policies.nfv.NsAntiAffinityRule
    targets: [ affinityOrAntiAffinityGroup_1 ]
    properties:
      scope: nfvi_node

```

The above example illustrates an anti-affinity policy among a group which contains VNF_1 and VNF_2 as members.

7.10.2 toska.policies.nfv.NsSecurityGroupRule

7.10.2.1 Description

The NsSecurityGroupRule policy type when used in an NSD specifies the matching criteria for the ingress and/or egress traffic to and from visited SAPs. Table 7.10.2.1-1 specifies the declared names for this policy type. These names shall be used as specified in TOSCA-Simple-Profile-YAML-v1.3 [20].

Table 7.10.2.1-1: Type name, shorthand, and URI

Shorthand Name	NsSecurityGroupRule
Type Qualified Name	toscanfv:NsSecurityGroupRule
Type URI	tosca.policies.nfv.NsSecurityGroupRule

7.10.2.2 Properties

None.

7.10.2.3 targets

The targets of the SecurityGroupRule policy types shall comply with the provisions set out in table 7.10.2.3-1.

Table 7.10.2.3-1: Targets

Name	Required	Type	Constraints	Description
targets	yes	string[]	Valid types: tosca.nodes.nfv.Sap.	Target connection points of Sap.

7.10.2.4 Definition

The syntax of the NsSecurityGroupRule policy type shall comply with the following definition:

```

tosca.policies.nfv.NsSecurityGroupRule:
  derived_from: toska.policies.nfv.Abstract.SecurityGroupRule
  description: The NsSecurityGroupRule type is a policy type specified the
  matching criteria for the ingress and/or egress traffic to/from visited SAPs.
  targets: [ toska.nodes.nfv.Sap ]

```

7.10.2.5 Additional Requirements

None.

7.10.3 tosca.policies.nfv.NfpRule

7.10.3.1 Description

The NfpRule policy type represents the NFP rule attribute of the Nfpd information element as defined in ETSI GS NFV-IFA 014 [2], which describes the conditions that shall be met in order for the NFP to be applicable to the packet. Table 7.10.3.1-1 specifies the declared names for this policy type. These names shall be used as specified in TOSCA-Simple-Profile-YAML-v1.3 [20].

Table 7.10.3.1-1: Type name, shorthand, and URI

Shorthand Name	NfpRule
Type Qualified Name	toscanfv:NfpRule
Type URI	tosca.policies.nfv.NfpRule

7.10.3.2 Properties

The properties of the NFP policy type shall comply with the provisions set out in table 7.10.3.2-1.

Table 7.10.3.2-1: Properties

Name	Required	Type	Constraints	Description
ether_destination_address	no	string		Indicates a destination Mac address.
ether_source_address	no	string		Indicates a source Mac address.
ether_type	no	string	ipv4, ipv6	Indicates the protocol carried over the Ethernet layer.
vlan_tag	no	list of string		Indicates a VLAN identifier in an IEEE 802.1Q-2018 tag [16]. Multiple tags can be included for QinQ stacking.
protocol	no	string		Indicates the L4 protocol, For IPv4 [17] this corresponds to the field called "Protocol" to identify the next level protocol. For IPv6 [18] this corresponds to the field called the "Next Header" field. Permitted values: Any keyword defined in the IANA [19] protocol registry, e.g.: <ul style="list-style-type: none"> • TCP • UDP • ICMP
dscp	no	string		For IPv4 [17] a string of "0" and "1" digits that corresponds to the 6-bit Differentiated Services Code Point (DSCP) field of the IP header. For IPv6 [18] a string of "0" and "1" digits that corresponds to the 6 differentiated services bits of the traffic class header field.
source_port_range	no	range	0 - 65 535	Indicates a range of source ports.
destination_port_range	no	range	0 - 65 535	Indicates a range of destination ports.
source_ip_address_prefix	no	string		Indicates the source IP address range in CIDR format.
destination_ip_address_prefix	no	string		Indicates the destination IP address range in CIDR format.
extended_criteria	no	list of tosca.data types.nfv.Mask		Indicates values of specific bits in a frame.

7.10.3.3 Targets

The targets of the NfpRule policy types shall comply with the provisions set out in table 7.10.3.3-1.

Table 7.10.3.3-1: Targets

Name	Required	Type	Constraints	Description
targets	yes	string[]	Valid types: tosca.nodes.nfv.NFP.	The NFPs to which the rule applies.

7.10.3.4 Definition

The syntax of the NfpRule policy type shall comply with the following definition:

```

tosca.policies.nfv.NfpRule:
  derived_from: toska.policies.Root
  description: policy definition of NfpRule
  properties:
    ether_destination_address:
      description: Indicates a destination Mac address.
      type: string
      required: false
    ether_source_address:
      description: Indicates a source Mac address.
      type: string
      required: false
    ether_type:
      description: Indicates the protocol carried over the Ethernet layer.
      type: string
      constraints:
        - valid_values: [ ipv4, ipv6 ]
      required: false
    vlan_tag:
      description: Indicates a VLAN identifier in an IEEE 802.1Q-2018 tag.
      Multiple tags can be included for QinQ stacking.
      type: list
      entry_schema:
        type: string
      required: false
    protocol:
      description: 'Indicates the L4 protocol, For IPv4 this corresponds to the
      field called "Protocol" to identify the next level protocol. For IPv6 this
      corresponds to the field is called the "Next Header" field. Permitted values: Any
      keyword defined in the IANA protocol registry.'
      type: string
      required: false
    dscp:
      description: For IPv4 a string of "0" and "1" digits that corresponds to
      the 6-bit Differentiated Services Code Point (DSCP) field of the IP header. For
      IPv6 [18] a string of "0" and "1" digits that corresponds to the 6 differentiated
      services bits of the traffic class header field.
      type: string
      required: false
    source_port_range:
      description: Indicates a range of source ports.
      type: range
      required: false
      constraints:
        - in_range: [ 0, 65535 ]
    destination_port_range:
      description: Indicates a range of destination ports.
      type: range
      required: false

```

```

constraints:
  - in_range: [ 0, 65535 ]
source_ip_address_prefix:
  description: Indicates the source IP address range in CIDR format.
  type: string
  required: false
destination_ip_address_prefix:
  description: Indicates the destination IP address range in CIDR format.
  type: string
  required: false
extended_criteria:
  description: Indicates values of specific bits in a frame.
  type: list
  entry_schema:
    type: tosca.datatypes.nfv.Mask
    required: false
targets: [ tosca.nodes.nfv.NFP ]

```

7.10.3.5 Example

None.

7.10.4 tosca.policies.nfv.NsMonitoring

7.10.4.1 Description

The NsMonitoring policy type is a policy type representing the virtualised resource related performance metrics to be monitored during the lifetime of network service instance as defined in ETSI GS NFV-IFA 014 [2] and ETSI GS NFV-IFA 027 [7]. Table 7.10.4.1-1 specifies the declared names for this policy type. These names shall be used as specified in TOSCA-Simple-Profile-YAML-v1.3 [20].

Table 7.10.4.1-1: Type name, shorthand, and URI

Shorthand Name	NsMonitoring
Type Qualified Name	toscanfv:NsMonitoring
Type URI	tosca.policies.nfv.NsMonitoring

7.10.4.2 Properties

The properties of the NsMonitoring policy type shall comply with the provisions set out in table 7.10.4.2-1.

Table 7.10.4.2-1: Properties

Name	Required	Type	Constraints	Description
ns_monitoring_parameters	yes	map of tosca.datatypes.nfv.NsMonitoringParameter		Specifies a virtualised resource related performance metric to be monitored on the NS level.

7.10.4.3 targets

The targets of the NsMonitoring policy types shall comply with the provisions set out in table 7.10.4.3-1.

Table 7.10.4.3-1: Targets

Name	Required	Type	Constraints	Description
targets	yes	string	Valid types: tosca.nodes.nfv.NS	Specifies the services node type(s) to which the monitoring policy applies.

7.10.4.4 Definition

The syntax of the NsMonitoring policy type shall comply with the following definition:

```
tosca.policies.nfv.NsMonitoring:
  derived_from: toska.policies.Root
  description: Policy type is used to identify information to be monitored
during the lifetime of a network service instance as defined in ETSI
GS NFV-IFA 014.
  properties:
    ns_monitoring_parameters:
      type: map #key: id
      description: Specifies a virtualised resource related performance metric
to be monitored on the NS level.
      required: true
      entry_schema:
        type: toska.datatypes.nfv.NsMonitoringParameter
      constraints:
        - min_length: 1
    targets: [ toska.nodes.nfv.NS ]
```

7.10.4.5 Additional Requirements

When a policy of this type is specified in an NS service template, the targets set shall only include NS node template names that correspond to this NS or to a nested NS.

7.10.5 toska.policies.nfv.VnfMonitoring

7.10.5.1 Description

The VnfMonitoring policy type is a policy type representing the virtualised resource related performance metrics to be monitored during the lifetime of VNF instance as defined in ETSI GS NFV-IFA 014 [2] and ETSI GS NFV-IFA 027 [7]. Table 7.10.5.1-1 specifies the declared names for this policy type. These names shall be used as specified in TOSCA-Simple-Profile-YAML-v1.3 [20].

Table 7.10.5.1-1: Type name, shorthand, and URI

Shorthand Name	VnfMonitoring
Type Qualified Name	toscanfv:VnfMonitoring
Type URI	tosca.policies.nfv.VnfMonitoring

7.10.5.2 Properties

The properties of the VnfMonitoring policy type shall comply with the provisions set out in table 7.10.5.2-1.

Table 7.10.5.2-1: Properties

Name	Required	Type	Constraints	Description
vnf_monitoring_parameters	yes	map of tosca.datatypes.nfv.VnfMonitoringParameter		Specifies a virtualised resource related performance metric to be monitored on the VNF level.

7.10.5.3 targets

The targets of the VnfMonitoring policy types shall comply with the provisions set out in table 7.10.5.3-1.

Table 7.10.5.3-1: Targets

Name	Required	Type	Constraints	Description
targets	yes	string	Valid types: tosca.nodes.nfv.VNF	Specifies the VNF node type(s) to which the monitoring policy applies.

7.10.5.4 Definition

The syntax of the VnfMonitoring policy type shall comply with the following definition:

```
tosca.policies.nfv.VnfMonitoring:
  derived_from: tosca.policies.Root
  description: Policy type is used to identify information to be monitored
  during the lifetime of a VNF instance as defined in ETSI GS NFV-IFA 014.
  properties:
    vnf_monitoring_parameters:
      type: map #key: id
      description: Specifies a virtualised resource related performance metric
  to be monitored on the NS level.
      required: true
      entry_schema:
        type: tosca.datatypes.nfv.VnfMonitoringParameter
      constraints:
        - min_length: 1
    targets: [ tosca.nodes.nfv.VNF ]
```

7.10.5.5 Additional Requirements

When a policy of this type is specified in an NS service template, the targets set shall only include VNF node template names representing constituent VNFs for the NS deployment flavour corresponding to this NS.

7.10.6 tosca.policies.nfv.Abstract.SecurityGroupRule

7.10.6.1 Description

The Abstract.SecurityGroupRule policy type is defined in clause 9.10.1 of the present document.

7.10.7 toska.policies.nfv.NsScalingAspects

7.10.7.1 Description

The NsScalingAspects type is a policy type representing the scaling aspects used for horizontal scaling as defined in ETSI GS NFV-IFA 014 [2]. This policy concerns the whole NS (deployment flavour) represented by the topology_template and thus has no explicit target list. Table 7.10.7.1-1 specifies the declared names for this policy type. These names shall be used as specified in TOSCA-Simple-Profile-YAML-v1.3 [20].

Table 7.10.7.1-1: Type name, shorthand, and URI

Shorthand Name	NsScalingAspects
Type Qualified Name	toscanfv:NsScalingAspects
Type URI	tosca.policies.nfv.NsScalingAspects

7.10.7.2 Properties

The properties of the NsScalingAspects policy type shall comply with the provisions set out in table 7.10.7.2-1.

Table 7.10.7.2-1: Properties

Name	Required	Type	Constraints	Description
aspects	yes	Map of toska.datatypes.nfv.NsScalingAspect		Describe the details of a particular aspect including the corresponding NS levels.

7.10.7.3 Definition

The syntax of the NsScalingAspects policy type shall comply with the following definition:

```
tosca.policies.nfv.NsScalingAspects:
  derived_from: toska.policies.Root
  description: The NsScalingAspects type is a policy type representing the scaling
  aspects used for horizontal scaling as defined in ETSI GS NFV-IFA 014
  properties:
    aspects:
      type: map # key: aspectId
      description: Describe the details of a particular aspect including the
  corresponding NS levels.
      required: true
      entry_schema:
        type: toska.datatypes.nfv.NsScalingAspect
      constraints:
        - min_length: 1
```

7.10.7.4 Examples

See clause A.17.

7.10.8 toska.policies.nfv.VnfToLevelMapping

7.10.8.1 Description

The VnfToLevelMapping type is a policy type representing the number of VNF instances that correspond to every NS level of a particular aspect, as defined in ETSI GS NFV-IFA 014 [2]. Table 7.10.8.1-1 specifies the declared names for this policy type. These names shall be used as specified in TOSCA-Simple-Profile-YAML-v1.3 [20].

Table 7.10.8.1-1: Type name, shorthand, and URI

Shorthand Name	VnfToLevelMapping
Type Qualified Name	toscanfv: VnfToLevelMapping
Type URI	tosca.policies.nfv.VnfToLevelMapping

7.10.8.2 Properties

The properties of the VnfToLevelMapping policy type shall comply with the provisions set out in table 7.10.8.2-1.

Table 7.10.8.2-1: Properties

Name	Required	Type	Constraints	Description
aspect:	yes	string		Represents the scaling aspect to which this policy applies.
number_of_instances	yes	map of integer		Describes the number of VNF instances to be deployed for each NS level of a particular aspect. The first level is level 0.

7.10.8.3 Definition

The syntax of the VnfToLevelMapping policy type shall comply with the following definition:

```
tosca.policies.nfv.VnfToLevelMapping:
  derived_from: toasca.policies.Root
  description: The VnfToLevelMapping type is a policy type representing the number
of VNF instances to be deployed at each NS level, as defined in ETSI GS NFV-IFA 014
properties:
  aspect:
    type: string
    description: Represents the scaling aspect to which this policy applies
    required: true
  number_of_instances:
    type: map # key: Ns level
    description: Number of VNF instances to be deployed for each NS level.
    required: true
  key_schema:
    type: integer # First level is level 0.
    constraints:
      - greater_or_equal: 0
  entry_schema:
    type: integer
    constraints:
      - greater_or_equal: 0
  constraints:
    - min_length: 1
  targets: [ toasca.nodes.nfv.VNF ]
```

7.10.8.4 Examples

See clause A.17.

7.10.9 tosca.policies.nfv.NsToLevelMapping

7.10.9.1 Description

The NsToLevelMapping type is a policy type representing the number of instances of a nested NS that correspond to every NS level of the composite NS of a particular aspect, as defined in ETSI GS NFV-IFA 014 [2]. Table 7.10.9.1-1 specifies the declared names for this policy type. These names shall be used as specified in TOSCA-Simple-Profile-YAML-v1.3 [20].

Table 7.10.9.1-1: Type name, shorthand, and URI

Shorthand Name	NsToLevelMapping
Type Qualified Name	toscanfv: NsToLevelMapping
Type URI	tosca.policies.nfv.NsToLevelMapping

7.10.9.2 Properties

The properties of the NsToLevelMapping policy type shall comply with the provisions set out in table 7.10.9.2-1.

Table 7.10.9.2-1: Properties

Name	Required	Type	Constraints	Description
aspect:	yes	string		Represents the scaling aspect to which this policy applies.
number_of_instances	yes	map of integer		Describes the number of NS instances of a nested NS to be deployed for each NS level of the composite NS of a particular aspect. The first level is level 0.

7.10.9.3 Definition

The syntax of the NsToLevelMapping policy type shall comply with the following definition:

```
tosca.policies.nfv.NsToLevelMapping:
  derived_from: tosca.policies.Root
  description: The NsToLevelMapping type is a policy type representing the number of
  NS instances of a nested NS to be deployed at each NS level of the composite NS, as
  defined in ETSI GS NFV-IFA 014
  properties:
    aspect:
      type: string
      description: Represents the scaling aspect to which this policy applies
      required: true
    number_of_instances:
      type: map # key: Ns level
      description: Number of NS instances of a nested NS to be deployed for each NS
  level of the composite NS.
      required: true
      key_schema:
        type: integer # First level is level 0.
        constraints:
          - greater_or_equal: 0
      entry_schema:
        type: integer
        constraints:
          - greater_or_equal: 0
      constraints:
        - min_length: 1
  targets: [ tosca.nodes.nfv.NS ]
```

7.10.9.4 Examples

See clause A.17.

7.10.10 toasca.policies.nfv.VirtualLinkToLevelMapping

7.10.10.1 Description

The VirtualLinkToLevelMapping type is a policy type representing the bitrate requirements of a VL for every NS level of a particular aspect, as defined in ETSI GS NFV-IFA 014 [2]. Table 7.10.10.1-1 specifies the declared names for this policy type. These names shall be used as specified in TOSCA-Simple-Profile-YAML-v1.3 [20].

Table 7.10.10.1-1: Type name, shorthand, and URI

Shorthand Name	VirtualLinkToLevelMapping
Type Qualified Name	toscanfv: VirtualLinkToLevelMapping
Type URI	tosca.policies.nfv.VirtualLinkToLevelMapping

7.10.10.2 Properties

The properties of the VirtualLinkToLevelMapping policy type shall comply with the provisions set out in table 7.10.10.2-1.

Table 7.10.10.2-1: Properties

Name	Required	Type	Constraints	Description
aspect:	yes	string		Represents the scaling aspect to which this policy applies.
bit_rate_requirements	yes	map of toasca.datatypes.nfv.LinkBitrateRequirements		Describes the bitrate requirements of a VL for each NS level of a particular aspect. First level is level 0.

7.10.10.3 Definition

The syntax of the VirtualLinkToLevelMapping policy type shall comply with the following definition:

```
tosca.policies.nfv.VirtualLinkToLevelMapping:
  derived_from: toasca.policies.Root
  description: The VirtualLinkToLevelMapping type is a policy type representing the
number of NS instances of a nested NS to be deployed at each NS level of the composite
NS, as defined in ETSI GS NFV-IFA 014
  properties:
    aspect:
      type: string
      description: Represents the scaling aspect to which this policy applies
      required: true
    bit_rate_requirements:
      type: map # key: Ns level
      description: Bitrate requirements of a VL for each NS level.
      required: true
      key_schema:
        type: integer # First level is level 0.
        constraints:
          - greater_or_equal: 0
      entry_schema:
        type: toasca.datatypes.nfv.LinkBitrateRequirements
      constraints:
```

```
- min_length: 1
targets: [ tosca.nodes.nfv.NsVirtualLink ]
```

7.10.10.4 Examples

See clause A.17.

7.10.11 tosca.policies.nfv.NsInstantiationLevels

7.10.11.1 Description

The NsInstantiationLevels type is a policy type representing all the instantiation levels of resources to be instantiated within a deployment flavour and including default instantiation level in term of the number of VNF instances and nested NS instances to be created as defined in ETSI GS NFV-IFA 014 [2]. This policy concerns the whole NS(deployment flavour) represented by the topology_template and thus has no explicit target list. Table 7.10.11.1-1 specifies the declared names for this policy type. These names shall be used as specified in TOSCA-Simple-Profile-YAML-v1.3 [20].

Table 7.10.11.1-1: Type name, shorthand, and URI

Shorthand Name	NsInstantiationLevels
Type Qualified Name	toscanfv:NsInstantiationLevels
Type URI	tosca.policies.nfv.NsInstantiationLevels

7.10.11.2 Properties

The properties of the NsInstantiationLevels policy type shall comply with the provisions set out in table 7.10.11.2-1.

Table 7.10.11.2-1: Properties

Name	Required	Type	Constraints	Description
ns_levels	yes	map of tosca.datatypes.nfv.NsLevels		Describes the various levels of resources that can be used to instantiate the NS using this flavour.
default_level	no	string		The default instantiation level for this flavour.

7.10.11.3 Definition

The syntax of the NsInstantiationLevels policy type shall comply with the following definition:

```
tosca.policies.nfv.NsInstantiationLevels:
  derived_from: tosca.policies.Root
  description: The NsInstantiationLevels type is a policy type representing all the
instantiation levels of resources to be instantiated within a deployment flavour and
including default instantiation level in term of the number of VNF and nested NS
instances to be created as defined in ETSI GS NFV-IFA 014.
  properties:
    ns_levels:
      type: map # key: levelId
      description: Describes the various levels of resources that can be used to
instantiate the VNF using this flavour.
      required: true
      entry_schema:
        type: tosca.datatypes.nfv.NsLevels
      constraints:
```

```

- min_length: 1
default_level:
  type: string # levelId
  description: The default instantiation level for this flavour.
  required: false # required if multiple entries in ns_levels

```

7.10.12 tosca.policies.nfv.VnfToInstantiationLevelMapping

7.10.12.1 Description

The VnfToInstantiationLevelMapping type is a policy type representing the number of VNF instances that correspond to every NS instantiation level, as defined in ETSI GS NFV-IFA 014 [2]. Table 7.10.12.1-1 specifies the declared names for this policy type. These names shall be used as specified in TOSCA-Simple-Profile-YAML-v1.3 [20].

Table 7.10.12.1-1: Type name, shorthand, and URI

Shorthand Name	VnfToInstantiationLevelMapping
Type Qualified Name	toscanfv: VnfToInstantiationLevelMapping
Type URI	tosca.policies.nfv.VnfToInstantiationLevelMapping

7.10.12.2 Properties

The properties of the VnfToInstantiationLevelMapping policy type shall comply with the provisions set out in table 7.10.12.2-1.

Table 7.10.12.2-1: Properties

Name	Required	Type	Constraints	Description
number_of_instances	yes	map of integer		Describes the number of VNF instances to be deployed for each NS instantiation level.

7.10.12.3 Definition

The syntax of the VnfToInstantiationLevelMapping policy type shall comply with the following definition:

```

tosca.policies.nfv.VnfToInstantiationLevelMapping:
  derived_from: tosca.policies.Root
  description: The VnfToInstantiationLevelMapping type is a policy type representing
the number of VNF instances to be deployed at each NS instantiation level, as defined
in ETSI GS NFV-IFA 014
  properties:
    number_of_instances:
      type: map # key: Ns instantiation level
      description: Number of VNF instances to be deployed for each NS instantiation
level.
      required: true
      entry_schema:
        type: integer
        constraints:
          - greater_or_equal: 0
      constraints:
        - min_length: 1
  targets: [ tosca.nodes.nfv.VNF ]

```

7.10.12.4 Examples

See clause A.17.

7.10.12.5 Additional requirements

There shall be one `VnfToInstantiationLevelMapping` policy defined for each VNF of the NS. If no instances of a given VNF have to be deployed at NS instantiation time for a certain instantiation level, the `number_of_instances` in the corresponding map entry shall be set to 0.

7.10.13 `tosca.policies.nfv.NsToInstantiationLevelMapping`

7.10.13.1 Description

The `NsToInstantiationLevelMapping` type is a policy type representing the number of instances of a nested NS that correspond to every NS instantiation level of the composite NS, as defined in ETSI GS NFV-IFA 014 [2]. Table 7.10.13.1-1 specifies the declared names for this policy type. These names shall be used as specified in TOSCA-Simple-Profile-YAML-v1.3 [20].

Table 7.10.13.1-1: Type name, shorthand, and URI

Shorthand Name	<code>NsToInstantiationLevelMapping</code>
Type Qualified Name	<code>toscanfv: NsToInstantiationLevelMapping</code>
Type URI	<code>tosca.policies.nfv.NsToInstantiationLevelMapping</code>

7.10.13.2 Properties

The properties of the `NsToInstantiationLevelMapping` policy type shall comply with the provisions set out in table 7.10.13.2-1.

Table 7.10.13.2-1: Properties

Name	Required	Type	Constraints	Description
<code>number_of_instances</code>	yes	map of integer		Describes the number of NS instances of a nested NS to be deployed for each NS instantiation level of the composite NS.

7.10.13.3 Definition

The syntax of the `NsToInstantiationLevelMapping` policy type shall comply with the following definition:

```
tosca.policies.nfv.NsToInstantiationLevelMapping:
  derived_from: toasca.policies.Root
  description: The NsToInstantiationLevelMapping type is a policy type representing
the number of NS instances of a nested NS to be deployed at each NS instantiation
level of the composite NS, as defined in ETSI GS NFV-IFA 014
  properties:
    number_of_instances:
      type: map # key: Ns instantiation level
      description: Number of NS instances of a nested NS to be deployed for each NS
instantiation level of the composite NS.
      required: true
      entry_schema:
        type: integer
        constraints:
          - greater_or_equal: 0
      constraints:
        - min_length: 1
```



```
targets: [ tosca.nodes.nfv.NS ]
```

7.10.13.4 Examples

See clause A.17.

7.10.13.5 Additional requirements

There shall be one `NsToInstantiationLevelMapping` policy defined for each nested NS of the composite NS. If no instances of a given nested NS have to be deployed at NS instantiation time for a certain instantiation level, the `number_of_instances` in the corresponding map entry shall be set to 0.

7.10.14 `tosca.policies.nfv.VirtualLinkToInstantiationLevelMapping`

7.10.14.1 Description

The `VirtualLinkToInstantiationLevelMapping` type is a policy type representing the bitrate requirements of a VL for every NS instantiation level of a particular aspect, as defined in ETSI GS NFV-IFA 014 [2]. Table 7.10.14.1-1 specifies the declared names for this policy type. These names shall be used as specified in TOSCA-Simple-Profile-YAML-v1.3 [20].

Table 7.10.14.1-1: Type name, shorthand, and URI

Shorthand Name	<code>VirtualLinkToInstantiationLevelMapping</code>
Type Qualified Name	<code>toscanfv: VirtualLinkToInstantiationLevelMapping</code>
Type URI	<code>tosca.policies.nfv.VirtualLinkToInstantiationLevelMapping</code>

7.10.14.2 Properties

The properties of the `VirtualLinkToInstantiationLevelMapping` policy type shall comply with the provisions set out in table 7.10.14.2-1.

Table 7.10.14.2-1: Properties

Name	Required	Type	Constraints	Description
<code>bit_rate_requirements</code>	yes	map of <code>tosca.datatypes.nfv.LinkBitrateRequirements</code>		Describes the bitrate requirements of a VL for each NS instantiation level.

7.10.14.3 Definition

The syntax of the `VirtualLinkToInstantiationLevelMapping` policy type shall comply with the following definition:

```
tosca.policies.nfv.VirtualLinkToInstantiationLevelMapping:
  derived_from: tosca.policies.Root
  description: The VirtualLinkToInstantiationLevelMapping type is a policy type
  describing the bitrate requirements of a VL at each NS instantiation level of the
  composite NS, as defined in ETSI GS NFV-IFA 014
  properties:
    bit_rate_requirements:
      type: map # key: Ns instantiation level
      description: Bitrate requirements of a VL for each NS instantiation level.
      required: true
    entry_schema:
      type: tosca.datatypes.nfv.LinkBitrateRequirements
```

```
constraints:
  - min_length: 1
targets: [ tosca.nodes.nfv.NsVirtualLink ]
```

7.10.14.4 Examples

See clause A.17.

7.10.15 tosca.policies.nfv.NsAutoScale

7.10.15.1 Description

The NsAutoScale is a base policy type for defining NS auto-scale specific policies as defined in ETSI GS NFV-IFA 014 [2].

Table 7.10.15.1-1 specifies the declared names for this policy type. These names shall be used as specified in TOSCA-Simple-Profile-YAML-v1.3 [20].

Table 7.10.15.1-1: Type name, shorthand, and URI

Shorthand Name	NsAutoScale
Type Qualified Name	toscanfv:NsAutoScale
Type URI	tosca.policies.nfv.NsAutoScale

7.10.15.2 Properties

None.

7.10.15.3 Definition

The syntax of the NsAutoScale policy type shall comply with the following definition:

```
tosca.policies.nfv.NsAutoScale:
  derived_from: tosca.policies.Root
  description: The NsAutoScale policy type is a base policy type for defining NS
  auto-scale specific policies as defined in ETSI GS NFV-IFA 014.
  targets: [ tosca.nodes.nfv.NS ]
```

7.10.15.4 Additional requirements

The NSD service template may include specific policies of NsAutoScale type with the following requirements:

- a) it shall include one or more trigger definitions which:
 - shall include an event with a value equal to the full name of a notification in the NsVnfIndicator interface definition of the NS node where the policy applies;
 - may include a condition definition which can assert the value of vnf indicator attributes and other node attributes using arbitrary AND and OR combinations of the individual assertions;
 - may include an action invoking one or multiple operations of the Nslcm interface;
- b) the target shall be set to the node template to which the policy applies, i.e. to the node template of the NS specific type present in the topology template that represents a particular deployment flavour.

7.10.16 tosca.policies.nfv.DataFlowInfo

7.10.16.1 Description

The DataFlowInfo type is a policy type representing the information to identify an external connection point of the VNF/PNF or a Sap from which the data flows are expected to be mirrored as defined in ETSI GS NFV-IFA 014 [2].

Table 7.10.16.1-1 specifies the declared names for this policy type. These names shall be used as specified in TOSCA-Simple-Profile-YAML-v1.3 [20].

Table 7.10.16.1-1: Type name, shorthand, and URI

Shorthand Name	DataFlowInfo
Type Qualified Name	toscanfv>DataFlowInfo
Type URI	tosca.policies.nfv.DataFlowInfo

7.10.16.2 Properties

The properties of the DataFlowInfo policy type shall comply with the provisions set out in table 7.10.16.2-1.

Table 7.10.16.2-1: Properties

Name	Required	Type	Constraints	Description
data_flow_info_id	yes	string		Identifier of the Data flow information.
associated_mirroring_job_name	yes	string		Associated data mirroring job name as defined in NsVirtualLink node.
direction	yes	string	Valid values: See YAML definition constraints	The direction of the data flow that are requested to be mirrored. The direction is specified against the associated CP. I.e. 'in' means the data flow that enters the target connection point needs to be mirrored. 'out' means the data flow that sends out the target connection point needs to be mirrored. 'both' means the data flows that both enters and sends out the target connection point all need to be mirrored.

7.10.16.3 Definition

The syntax of the DataFlowInfo policy type shall comply with the following definition:

```

tosca.policies.nfv.DataFlowInfo:
  derived_from: tosca.policies.Root
  description: The NsDataFlowMirroring type is a policy type representing the
information to identify an external connection point of the VNF/PNF or a Sap from
which the data flows are expected to be mirrored as defined in ETSI GS NFV-IFA 014.
  properties:
    data_flow_info_id:
      type: string
      description: Identifier of the Data flow information
      required: true
    associated_mirroring_job_name:
      type: string
      description: Associated data mirroring job name as defined in NsVirtualLink
node
      required: true
    direction:

```

```

    type: string
    description: The direction of the data flow that are requested to be mirrored. The direction is specified against the associated CP. I.e. 'in' means the data flow that enters the target connection point needs to be mirrored. 'out' means the data flow that sends out the target connection point needs to be mirrored. 'both' means the data flows that both enters and sends out the target connection point all need to be mirrored.
    required: true
    constraints:
      - valid_values: [ in, out, both ]
    targets: [ tosca.nodes.nfv.Forwarding, tosca.nodes.nfv.Sap ]

```

7.10.16.4 Additional requirements

An NSD service template may contain a policy of this type to indicate the information of data flows that are expected to be mirrored, the targets shall include a Forwarding node template name representing external connection point of the constituent VNF/PNF or a Sap node template name in this NSD service template.

7.11 NSD TOSCA service template design

7.11.1 General

The TOSCA service template design for an NSD in the general case uses two levels of service templates as described in clause 7.11.2. In this design, the top level contains an abstract NS node template, i.e. without an implementation of the creation operation and is therefore substituted by one of the lower level service templates. This design is applicable regardless of whether the NS has one or multiple deployment flavours.

In the particular case of an NS with only one deployment flavour there is an alternative design which is described in clause 7.11.3 and which uses only one service template.

7.11.2 Single or multiple deployment flavour design with two levels of service templates

NSD shall be implemented as one top-level service template and one or multiple lower level service templates, where each lower level service template represents a deployment flavour. A separate YAML file with an NS specific node type definition which shall be derived from `tosca.nodes.nfv.NS` node type as defined in clause 7.8.1 shall be provided and is also considered as a part of an NSD. The top level service template shall be the main entry point of the NSD file structure as specified in ETSI GS NFV-SOL 007 [i.11], i.e. the Entry-definitions file. The file names of all the lower service templates shall be declared as the value of the Other-Definitions key in the TOSCA.meta file of the NSD file structure as specified in TOSCA-Simple-Profile-YAML-v1.3 [20].

See clause A.11 for an example of NSD design with multiple deployment flavours.

The top level service template shall comply with TOSCA-Simple-Profile-YAML-v1.3 [20] and shall include:

- a) an import statement referencing the TOSCA types definition file as defined in clause B.3;
- b) an import statement referencing a yaml file which contains an NS specific node type definition;
- c) a topology template with a node template of the NS-specific node type, which
 - a. shall include the `flavour_id` and other properties that are marked as required but do not have a default value in the VNF specific node type definition;
 - b. shall include the requirements as defined in clause 7.8.1;
 - c. may include other properties specified in the NS specific node type definition, excluding the `'service_availability_level'`, `'ns_profile'` and the `'priority'` properties; and
 - d. may include a substitute directive;

- d) optionally, additional NS-specific type definitions and import statements referencing additional NS-specific files containing only type definitions used by this TOSCA service template;
- e) optionally, metadata and dsl definitions as specified in section 3.10 of TOSCA-Simple-Profile-YAML-v1.3 [20].

Irrespective of the presence or absence of the substitute directive, the deployment and lifecycle management of instances of this NS node type is done by means of substitution by any of the lower level service templates as declared in the Other-Definitions of the TOSCA.meta file in the NSD file structure. The NSD consumer shall silently ignore the substitute directive if explicit directives are not supported.

The lower level service template is an implementable TOSCA service template for the deployment of a specific deployment flavour.

The lower level service template shall comply with TOSCA-Simple-Profile-YAML-v1.3 [20] and shall include:

- a) an import statement referencing the TOSCA types definition file as defined in clause B.3;
- b) an import statement referencing a yaml file which contains an NS specific node type definition which shall be derived from `tosca.nodes.nfv.NS` node type as defined in clause 7.8.1;
- c) one or more import statements respectively referencing the yaml file which contains the included VNF specific node type definition if any or the included PNF specific node type definition if any or the included NS specific node type definition if any;

If the imported files contain a topology template, this topology template shall be ignored during the parsing of the NSD. To facilitate parsing the NSD, the imported files may be included in the NSD file structure as specified in ETSI GS NFV-SOL 007 [i.11], in which case the node type definitions they contain shall be identical to those contained in the corresponding VNF package, PNF archive and NSD file structure.

NOTE 1: These node type definitions are only used to parse the NSD. For the LCM operations of the corresponding VNF or nested NS, such node type definitions do not apply, only the files included in the related VNF package or NSD file structure will be used.

- d) optionally, additional NS-specific type definitions and import statements referencing additional NS-specific files containing type definitions used by this TOSCA service template; and
- e) a topology template describing the internal topology of the NS with:
 - `substitution_mappings` indicating:
 - the same node type as defined in the NS specific node type definition service template;
 - a `flavour_id` property and its value as defined in `substitution_filter` which identifies the DF corresponding to this low level template within the NSD;

NOTE 2: Starting with version 3.3.1 of the present document, the `property_mapping` grammar was changed to support `substitution_filter`. For backward compatibility, TOSCA-Simple-Profile-YAML-v1.3 [20], clause 3.8.8.3. specifies the provisions for handling the previous grammar. Support of the Release 2 `property_mapping` grammar can be removed in subsequent versions of the present document.

- the mapping of the `virtual_link` requirements on SAPs;

NOTE 3: When a Sap re-exposes a VNF or PNF external connection point or a Sap of a nested NS, the `virtual_link` requirement of the NS is mapped to the `virtual_link` requirement of the VNF or PNF or nested NS node or a corresponding Forwarding node (i.e. the forwarding node that has a capability matching the virtual link requirement of the node whose external connection point or Sap is being exposed). Otherwise the `virtual_link` requirement of the NS is mapped to the `external_virtual_link` requirement of the SAP node.

- a node template referencing the NS specific node type containing the `'service_availability_level'` property with a value, if applicable; the `'priority'` property with a value, if applicable; implementations of the operations of the LCM interface to be executed by the NFVO, if applicable;

- additional node templates of type VNF, PNF, NS, NsVirtualLink, Sap, etc. that define the topology and composition of the NS flavour, the dependency requirements as defined in TOSCA-Simple-Profile-YAML-v1.3 [20] may be used between different VNF node templates, or between a VNF node template and a nested NS node template, or between different nested NS node templates to specify the order in which instances of the VNFs and/or nested NSs have to be created; and
 - additional group definitions, policy definitions and parameter definitions if applicable.
- f) optionally, metadata and dsl definitions as specified in section 3.10 of TOSCA-Simple-Profile-YAML-v1.3 [20].

Either the `service_availability_level` property in the NS node template or the `service_availability_level` attribute in any of the VNF node templates may be provided, but not both. Either the `service_availability_level` property in the NS node template or the `service_availability_level` attribute in any of the NsVirtualLink node templates may be provided, but not both.

NOTE 4: The format and structure of an NSD file structure is defined in ETSI GS NFV-SOL 007 [i.11].

NOTE 5: All the imported type definition files as indicated either in the top level service template or in any of the lower level service template are considered as parts of an NSD.

When the `flavour_id` of an NS has been chosen (e.g. through an input parameter of an NS instantiation request received by a NFVO) among the values included in the NS node type imported into the top level service template, it is then used as the filter for selecting a particular lower level TOSCA service template inside the NSD file structure as described in TOSCA-Simple-Profile-YAML-v1.3 [20].

7.11.3 Single deployment flavour design with one service template

In case of the single deployment flavour scenario with one service template design, the NSD shall use TOSCA-Simple-Profile-YAML-v1.3 [20] and shall include:

- a) an import statement referencing the TOSCA types definition file as defined in clause B.3;
- b) one or more import statements respectively referencing the yaml file which contains the included VNF specific node type definition if any or the included PNF specific node type definition if any or the included NS specific node type definition if any;

If the imported files contain a topology template, this topology template shall be ignored during the parsing of the NSD. To facilitate parsing the NSD, the imported files may be included in the NSD file structure as specified in ETSI GS NFV-SOL 007 [i.11], in which case the node type definitions they contain shall be identical to those contained in the corresponding VNF package, PNF archive and NSD file structure.

NOTE 1: These node type definitions are only used to parse the NSD. For the LCM operations of the corresponding VNF or nested NS, such node type definitions do not apply, only the files included in the related VNF package or NSD file structure will be used.

- c) optionally, additional VNF-specific type definitions and import statements referencing additional NS-specific files containing only type definitions used by this TOSCA service template;
- d) an NS specific node type definition derived from the `tosca.nodes.nfv.NS` node type, as defined in clause 7.8.1; and
- e) a topology template describing the internal topology of the NS with:
 - `substitution_mappings` indicating the same NS specific node type and the mapping of the `virtual_link` requirements on SAPs;

NOTE 2: When a Sap re-exposes a VNF or PNF external connection point or a Sap of a nested NS, the `virtual_link` requirement of the NS is mapped to the `virtual_link` requirement of the VNF or PNF or nested NS node or a corresponding Forwarding node (i.e. the forwarding node that has a capability matching the virtual link requirement of the node whose external connection point or Sap is been exposed). Otherwise the `virtual_link` requirement of the NS is mapped to the `external_virtual_link` requirement of the SAP node.

- a node template of this NS specific node type with the `flavour_id` and other properties and, if applicable, implementations of the operations of the LCM interface to be executed by the NFVO; and

- additional node templates of type VNF, PNF, NS, NsVirtualLink, Sap, etc. that define the topology and composition of the NS flavour, the dependency requirements as defined in TOSCA-Simple-Profile-YAML-v1.3 [20] may be used between different VNF node templates, or between a VNF node template and a nested NS node template, or between different nested NS node templates to specify the order in which instances of the VNFs and/or nested NSs have to be created;
 - additional group definitions, policy definitions and parameter definitions if applicable;
- f) optionally, metadata and dsl definitions as specified in section 3.10 of TOSCA-Simple-Profile-YAML-v1.3 [20].

See clause A.8 for an example of NSD design with single deployment flavour.

NOTE 3: The service template is deployed stand-alone, i.e. without performing a substitution. However including the `substitution_mappings` rule indicates its ability to substitute a node template of the NS specific node type, which may appear in an NSD.

NOTE 4: All the imported type definition files as indicated in the service template are considered as parts of an NSD.

8 PNF D TOSCA model

8.1 Introduction

The PNF D information model specified by ETSI GS NFV-IFA 014 [2] is mapped to the TOSCA concepts. It represents as TOSCA topology template to be used by NFVO for preparing network connection.

Table 8.1-1 shows the TOSCA Type "derived from" values used when applying the TOSCA-Simple-Profile-YAML-v1.3 [20] to the PNF D.

Table 8.1-1: Mapping of ETSI GS NFV-IFA 014 [2] information elements with TOSCA types

ETSI NFV Information Element ETSI GS NFV-IFA 014 [2]	TOSCA type	Derived from
Pnf	tosca.nodes.nfv.PNF	tosca.nodes.Root
PnfExtCpd (PNF External Connection Point)	tosca.nodes.nfv.PnfExtCp	tosca.nodes.Root

Figure 8.1-1 provides an overview of the TOSCA node types used to build a service template for a PNF D.

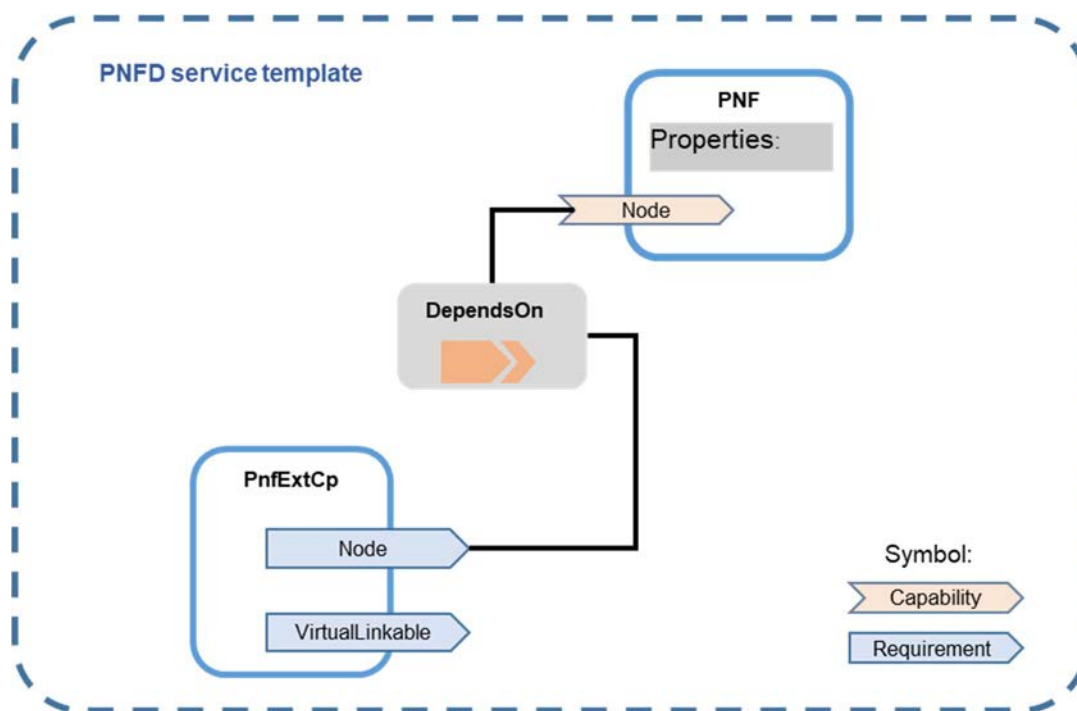


Figure 8.1-1: Service template PNFD overview

8.2 Data Types

8.2.1 `tosca.datatypes.nfv.CpProtocolData`

8.2.1.1 Description

The `CpProtocolData` data type is defined in clause 9.2.6 of the present document.

8.2.2 `tosca.datatypes.nfv.AddressData`

8.2.2.1 Description

The `AddressData` data type is defined in clause 9.2.3 of the present document.

8.2.3 `tosca.datatypes.nfv.L2AddressData`

8.2.3.1 Description

The `L2AddressData` data type is defined in clause 9.2.1 of the present document.

8.2.4 `tosca.datatypes.nfv.L3AddressData`

8.2.4.1 Description

The `L3AddressData` data type is defined in clause 9.2.2 of the present document.

8.2.5 tosca.datatypes.nfv.LocationInfo

8.2.5.1 Description

The LocationInfo data type represents geographical information on the location where a PNF is deployed as specified in ETSI GS NFV-IFA 011 [1]. Table 8.2.5.1-1 specifies the declared names for this data type. These names shall be used as specified in TOSCA-Simple-Profile-YAML-v1.3 [20].

Table 8.2.5.1-1: Type name, shorthand, and URI

Shorthand Name	LocationInfo
Type Qualified Name	toscanfv:LocationInfo
Type URI	tosca.datatypes.nfv.LocationInfo

8.2.5.2 Properties

The properties of the LocationInfo data type shall comply with the provisions set out in table 8.2.5.2-1.

Table 8.2.5.2-1: Properties

Name	Required	Type	Constraints	Description
country_code	yes	string		Shall be a two-letter ISO 3166 [10] country code in capital letters.
civic_address_element	no	list of tosca.datatypes.nfv.Ci vicAddressElement		Elements composing the civic address where the PNF is deployed.
geographic_coordinates	no	tosca.datatypes.nfv.Ge ographicCoordinates		Geographic coordinates (e.g. Altitude, Longitude, Latitude) where the PNF is deployed.

8.2.5.3 Definition

The syntax of the LocationInfo data type shall comply with the following definition:

```

tosca.datatypes.nfv.LocationInfo:
  derived_from: tosca.datatypes.Root
  description: Represents geographical information on the location where a PNF is
  deployed.
  properties:
    country_code:
      type: string #two-letter ISO 3166 country code
      description: Country code
      required: true
    civic_address_element:
      type: list
      entry_schema:
        type: tosca.datatypes.nfv.CivicAddressElement
        description: Elements composing the civic address where the PNF is deployed.
        required: false
    geographic_coordinates:
      type: tosca.datatypes.nfv.GeographicCoordinates
      description: Geographic coordinates (e.g. Altitude, Longitude, Latitude) where
  the PNF is deployed.
      required: false

```

8.2.5.4 Examples

```
<some_tosca_entity>:
  properties:
    geographical_location_info:
      country_code: FR
      civic_address_element:
        - element_1
          ca_type: 3
          ca_value: Paris
```

8.2.5.5 Additional Requirements

None.

8.2.6 tosca.datatypes.nfv.CivicAddressElement

8.2.6.1 Description

The CivicAddressElement data type represents an element of a civic location as specified in IETF RFC 4776 [11]. Table 8.2.6.1-1 specifies the declared names for this data type. These names shall be used as specified in TOSCA-Simple-Profile-YAML-v1.3 [20].

Table 8.2.6.1-1: Type name, shorthand, and URI

Shorthand Name	CivicAddressElement
Type Qualified Name	toscanfv: CivicAddressElement
Type URI	tosca.datatypes.nfv.CivicAddressElement

8.2.6.2 Properties

The properties of the CivicAddressElement data type shall comply with the provisions set out in table 8.2.6.2-1.

Table 8.2.6.2-1

Name	Required	Type	Constraints	Description
ca_type	yes	string		Describe the content type of caValue. The value of caType shall comply with section 3.4 of IETF RFC 4776 [11].
ca_value	yes	string		Content of civic address element corresponding to the caType. The format caValue shall comply with section 3.4 of IETF RFC 4776 [11].

8.2.6.3 Definition

The syntax of the CivicAddressElement data type shall comply with the following definition:

```
tosca.datatypes.nfv.CivicAddressElement:
  derived_from: tosca.datatypes.Root
  description: Represents an element of a civic location as specified in IETF
RFC 4776 [11].
  properties:
    ca_type:
      type: string # IETF RFC 4776
      description: caType as per IETF RFC 4776
      required: true
```

```

ca_value:
  type: string # IETF RFC 4776
  description: caValue as per IETF RFC 4776.
  required: true

```

8.2.6.4 Examples

See clause 8.2.5.4.

8.2.6.5 Additional Requirements

None.

8.2.7 tosca.datatypes.nfv.GeographicCoordinates

8.2.7.1 Description

The GeographicCoordinates data type represents a geographic coordinate location as specified in IETF RFC 6225 [21]. Table 8.2.7.1-1 specifies the declared names for this data type. These names shall be used as specified in TOSCA-Simple-Profile-YAML-v1.3 [20].

Table 8.2.7.1-1: Type name, shorthand, and URI

Shorthand Name	GeographicCoordinates
Type Qualified Name	toscanfv: GeographicCoordinates
Type URI	tosca.datatypes.nfv.GeographicCoordinates

8.2.7.2 Properties

The properties of the GeographicCoordinates data type shall comply with the provisions set out in table 8.2.7.2-1.

Table 8.2.7.2-1: Properties

Name	Required	Type	Constraints	Description
latitude_uncertainty	no	string		Describe the content of latitude_uncertainty. The value of latitude_uncertainty shall comply with LatUnc in section 2.3 of IETF RFC 6225 [21].
latitude	yes	string		Describe the content of latitude. The value of latitude shall comply with Latitude in section 2.3 of IETF RFC 6225 [21].
longitude_uncertainty	no	string		Describe the content of longitude_uncertainty. The value of longitude_uncertainty shall comply with LongUnc in section 2.3 of IETF RFC 6225 [21].
longitude	yes	string		Describe the content type of longitude. The value of longitude shall comply with Longitude in section 2.3 of IETF RFC 6225 [21].
altitude_type	yes	string		Describe the content type of altitude_type. The value of altitude_type shall comply with AType in section 2.4 of IETF RFC 6225 [21].
altitude_uncertainty	no	string		Describe the content of altitude_uncertainty. The value of altitude_uncertainty shall comply with AltUnc in section 2.4 of IETF RFC 6225 [21].
altitude	yes	string		Describe the content of altitude. The value of altitude shall comply with Altitude in section 2.4 of IETF RFC 6225 [21].

8.2.7.3 Definition

The syntax of the GeographicCoordinates data type shall comply with the following definition:

```

tosca.datatypes.nfv.GeographicCoordinates:
  derived_from: toska.datatypes.Root
  description: Represents an element of a geographic coordinate location as
  specified in IETF RFC 6225 [21].
  properties:
    latitude_uncertainty:
      type: string # IETF RFC 6225
      description: LatUnc as per IETF RFC 6225
      required: false
    latitude:
      type: string # IETF RFC 6225
      description: Latitude value as per IETF RFC 6225
      required: true
    longitude_uncertainty:
      type: string # IETF RFC 6225
      description: LongUnc as per IETF RFC 6225
      required: false
    longitude:
      type: string # IETF RFC 6225
      description: Longitude value as per IETF RFC 6225
      required: true
    altitude_type:
      type: string # IETF RFC 6225
      description: AType value as per IETF RFC 6225
      required: true
    altitude_uncertainty:
      type: string # IETF RFC 6225
      description: AltUnc as per IETF RFC 6225
      required: false
    altitude:
      type: string # IETF RFC 6225
      description: Altitude value as per IETF RFC 6225
      required: true

```

8.2.7.4 Examples

None.

8.2.7.5 Additional Requirements

None.

8.3 Artifact Types

None.

8.4 Capability Types

8.4.1 toska.capabilities.nfv.VirtualLinkable

8.4.1.1 Description

The VirtualLinkable capability type is defined in clause 9.4.1 of the present document.

8.5 Requirement Types

None.

8.6 Relationship Types

8.6.1 `tosca.relationships.nfv.VirtualLinksTo`

8.6.1.1 Description

The `VirtualLinksTo` relationship type is defined in clause 9.6.1 of the present document representing an association relationship between a PNF external connection point and an `NsVirtualLink` node type.

8.7 Interface Types

None.

8.8 Node Types

8.8.1 `tosca.nodes.nfv.PNF`

8.8.1.1 Description

The Physical Network Function (PNF) node type describes a PNF in terms of deployment behaviour requirements, which it contains PNF identifier, version and functional description and so on as defined by ETSI GS NFV-IFA 014 [2]. Table 8.8.1.1-1 specifies the declared names for this node type. These names shall be used as specified in TOSCA-Simple-Profile-YAML-v1.3 [20].

Table 8.8.1.1-1: Type name, shorthand, and URI

Shorthand Name	PNF
Type Qualified Name	<code>tosca:PNF</code>
Type URI	<code>tosca.nodes.nfv.PNF</code>

8.8.1.2 Properties

The properties of the PNF node type shall comply with the provisions set out in table 8.8.1.2-1.

Table 8.8.1.2-1: Properties

Name	Required	Type	Constraints	Description
<code>descriptor_id</code>	yes	string		Identifier of this PNF information element. It uniquely identifies the PNF. See note 1.
<code>function_description</code>	yes	string		Describes the PNF function.
<code>provider</code>	yes	string		Identifies the provider of the PNF. See note 2.
<code>version</code>	yes	string		Identifies the version of the PNF.
<code>descriptor_invariant_id</code>	yes	string		Identifier of this PNF in a version independent manner. This attribute is invariant across versions of PNF with no constraint on the changes across versions. See note 1.

Name	Required	Type	Constraints	Description
ext_invariant_id	no	string		Identifies a PNFD in a version independent manner. This attribute is invariant across versions of the PNFD that expose the same external connectivity, i.e. same number and name of the requirements for VirtualLinkable capability that represent PnfExtCps. See note 3. When used in a PNF node template in an NSD it allows for PNF instances during NS LCM the use of a PNFD different from the one referenced by the descriptor_id attribute, provided they have the same ext_invariant_id. See note 4.
name	yes	string		Name to identify the PNFD.
geographical_location_info	no	tosca.datatype.nfv.LocationInfo		Provides information about the geographical location (e.g. geographic coordinates or address of the building, etc.) of the PNF.
version_dependency	no	list of tosca.datatypes.nfv.VersionDependency		Identifies versions of descriptors of other constituents in the NSD upon which the PNF depends. The dependencies may be described for the PNFD referenced with descriptor_id and for PNFs with the same ext_invariant_id. There shall not be more than one version_dependency present with the same dependent_constituent_id. See notes 5 and 6.
<p>NOTE 1: The value of the descriptor_id string and the value of the descriptor_invariant_id string shall comply with an UUID format as specified in section 3 of [9].</p> <p>NOTE 2: The provider of the PNFD might be different from the provider of the PNF.</p> <p>NOTE 3: This condition implies that PNFs with the same ext_invariant_id preserve external invariancy. Therefore, fulfilling this condition allows to use a different version of a PNFD in an NS instance without modification of the NSD on which the NS instance is based. The use of a different version of a PNFD is ultimately under the control of the service provider of the NS and it should consider if the NSD fulfils the requirements of the PnfExtCps (e.g. bitrate, IP version, etc.).</p> <p>NOTE 4: When the PNF node is used in an NSD, this property may only be included if the PNF node type definition in the PNFD includes the property with a value. If the property is supported in the PNF node in the PNFD, it should be included in the PNF node in the NSD to avoid changes in the NSD caused by version changes in the PNFD.</p> <p>NOTE 5: This property may only be used in a PNF node template inside an NSD service template.</p> <p>NOTE 6: This property does not indicate any ordering requirement, i.e. the dependent PNF and the other constituents upon which this PNF depends may be created or incorporated to the NS in any order, unless specified otherwise by the 'dependency' requirement in the node templates in the NSD.</p>				

8.8.1.3 Attributes

None.

8.8.1.4 Requirements

The requirements of the VNF node type shall comply with the provisions set out in table 8.8.1.4-1.

Table 8.8.1.4-1: Requirements

Name	Required	Capability type	Constraints	Description
virtual_link	no	tosca.capabilities.nfv.VirtualLinkable		Describes the requirements for linking to virtual link

8.8.1.5 Capabilities

None.

8.8.1.6 Definition

The syntax of the PNF node type shall comply with the following definition:

```

tosca.nodes.nfv.PNF:
  derived_from: tosca.nodes.Root
  properties:
    descriptor_id: # instead of pnfd_id
      type: string # UUID
      required: true
      description: Identifier of this PNFD information element. It uniquely
identifies the PNFD.
    function_description:
      type: string
      required: true
      description: Describes the PNF function.
    provider:
      type: string
      required: true
      description: Identifies the provider of the PNFD.
    version:
      type: string
      required: true
      description: Identifies the version of the PNFD.
    descriptor_invariant_id: # instead of pnfd-invariant-id
      type: string # UUID
      required: true
      description: Identifier of this PNFD in a version independent manner. This
attribute is invariant across versions of PNFD with no constraint on the changes
across versions.
    ext_invariant_id:
      type: string # UUID
      required: false
      description: Identifies a PNFD in a version independent manner. This
attribute is invariant across versions of the PNFD that expose the same external
connectivity, i.e. same number and name of the requirements for VirtualLinkable
capability that represent PnfExtCps. When used in a PNF node template in an NSD it
allows for PNF instances during NS LCM the use of a PNFD different from the one
referenced by the descriptor_id attribute, provided they have the same
ext_invariant_id.
    name:
      type: string
      required: true
      description: Name to identify the PNFD.
    geographical_location_info:
      type: tosca.datatypes.nfv.LocationInfo
      required: false
      description: Provides information about the geographical location (e.g.
geographic coordinates or address of the building, etc.) of the PNF.
    version_dependency:
      type: list
      description: Identifies versions of descriptors of other constituents in
the NSD upon which the PNF depends. The dependencies may be described for the PNFD
referenced with descriptor_id and for PNFDs with the same ext_invariant_id.
      required: false
    entry_schema:
      type: tosca.datatypes.nfv.VersionDependency

```

```

requirements:
  - virtual_link:
      capability: tosca.capabilities.nfv.VirtualLinkable
      relationship: tosca.relationships.nfv.VirtualLinksTo
      occurrences: [ 0, 1 ]
  # Additional requirements shall be defined in the PNF specific node type
  (deriving from tosca.nodes.nfv.PNF) corresponding to NS virtual links that need to
  connect to PnfExtCps

```

8.8.1.7 Artifact

None.

8.8.1.8 Additional Requirements

For a given PNF, a new PNF node type shall be defined following the below requirements:

- a) The node type shall be derived from: `tosca.nodes.nfv.PNF`.
- b) All properties listed in `tosca.nodes.nfv.PNF` where the "required:" field is set to "true" shall be included with their values indicates as constraints or assigned as final fixed values if only one value is permitted.
- c) The requirements of `tosca.nodes.nfv.PNF` shall be preserved.
- d) Depending on the number of external connection points of the PNF that need to connect to NS virtual links, additional requirements for `VirtualLinkable` capability shall be defined. In this case, it is the PNF author's choice to use the requirement for `VirtualLinkable` capability defined in the `tosca.nodes.nfv.PNF` node type or use only the additional requirements defined in the derived PNF specific node type. In the latter case, the `virtual_link` requirement should be included in the node type definition with occurrences [0, 0].
- e) If the PNF supports external invariancy the PNF node type definition shall include the `ext_invariant_id` property with its value indicated as constraint.

8.8.1.9 Example

See clause A.10.

8.8.2 `tosca.nodes.nfv.PnfExtCp`

8.8.2.1 Description

The `PnfExtCp` node type describes the characteristics of an external interface, also known as an external CP, where to connect the PNF to a VL, as defined by ETSI GS NFV-IFA 014 [2]. Table 8.8.2.1-1 specifies the declared names for this node type. These names shall be used as specified in TOSCA-Simple-Profile-YAML-v1.3 [20].

Table 8.8.2.1-1: Type name, shorthand, and URI

Shorthand Name	<code>PnfExtCp</code>
Type Qualified Name	<code>toscanfv:PnfExtCp</code>
Type URI	<code>tosca.nodes.nfv.PnfExtCp</code>

8.8.2.2 Properties

The properties applied to `PnfExtCp` node are derived from `Cp` node type.

8.8.2.3 Attributes

None.

8.8.2.4 Requirements

The requirements of the PnfExtCp node type shall comply with the provisions set out in table 8.8.2.4-1.

Table 8.8.2.4-1: Requirements

Name	Required	Capability type	Constraints	Description
external_virtual_link	no	tosca.capabilities.nfv.VirtualLinkable		Specifies that CP instances require to be connected to a node that has a VirtualLinkable capability.

8.8.2.5 Capabilities

None.

8.8.2.6 Definition

The syntax of the PnfExtCp node type shall comply with the following definition:

```
tosca.nodes.nfv.PnfExtCp:
  derived_from: toasca.nodes.nfv.Cp
  description: node definition of PnfExtCp.
  requirements:
    - external_virtual_link:
      capability: toasca.capabilities.nfv.VirtualLinkable
      relationship: toasca.relationships.nfv.VirtualLinksTo
      occurrences: [0, 1]
```

8.8.3 toasca.nodes.nfv.Cp

8.8.3.1 Description

The Cp node type is defined in clause 9.8.1 of the present document.

8.9 Group Types

None.

8.10 Policy Types

8.10.1 toasca.policies.nfv.PnfSecurityGroupRule

8.10.1.1 Description

The PnfSecurityGroupRule policy type when used in a PNF specifies the matching criteria for the ingress and/or egress traffic to and from visited PNF external connection points. Table 8.10.1.1-1 specifies the declared names for this policy type. These names shall be used as specified in TOSCA-Simple-Profile-YAML-v1.3 [20].

Table 8.10.1.1-1: Type name, shorthand, and URI

Shorthand Name	PnfSecurityGroupRule
Type Qualified Name	toscanfv:PnfSecurityGroupRule
Type URI	tosca.policies.nfv.PnfSecurityGroupRule

8.10.1.2 Properties

None.

8.10.1.3 targets

The targets of the SecurityGroupRule policy types shall comply with the provisions set out in table 8.10.1.3-1.

Table 8.10.1.3-1: Targets

Name	Required	Type	Constraints	Description
targets	yes	string[]	Valid types: tosca.nodes.nfv.PnfExtCp	Target connection points of PnfExtCp

8.10.1.4 Definition

The syntax of the NsSecurityGroupRule policy type shall comply with the following definition:

```
tosca.policies.nfv.PnfSecurityGroupRule:
  derived_from: toasca.policies.nfv.Abstract.SecurityGroupRule
  description: The PnfSecurityGroupRule type is a policy type specified the
  matching criteria for the ingress and/or egress traffic to/from visited PNF
  external connection points.
  targets: [ toasca.nodes.nfv.PnfExtCp ]
```

8.10.1.5 Additional Requirements

None.

8.10.2 toasca.policies.nfv.Abstract.SecurityGroupRule

8.10.2.1 Description

The Abstract.SecurityGroupRule policy type is defined in clause 9.10.1 of the present document.

8.11 PNFD TOSCA service template design

8.11.1 General

One single TOSCA service template is used to design a PNFD which shall comply with TOSCA-Simple-Profile-YAML-v1.3 [20] and includes:

- a) an import statement referencing the TOSCA types definition file as defined in clause B.4;
- b) a PNF specific node type definition derived from the toasca.nodes.nfv.PNF node type, as defined in clause 8.8.1; and
- c) a topology template describing the internal topology of the PNF with:
 - substitution_mappings indicating the same PNF specific node type and the mapping of the virtual_link requirements on PNF external connection point;
 - a node template of this PNF specific node type with the properties as defined in toasca.nodes.nfv.PNF; and
 - additional node templates of type PnfExtCp that define the connection information of the PNF;

- d) optionally, metadata and dsl definitions as specified in section 3.10 of TOSCA-Simple-Profile-YAML-v1.3 [20].

See clause A.10 for an example of PNFD design.

NOTE: The service template is deployed stand-alone, i.e. without performing a substitution. However including the substitution_mappings rule indicates its ability to substitute a node template of the PNF specific node type, which may appear in an NSD.

9 Common Definitions

9.1 Introduction

This clause defines the TOSCA type definitions which are used by at least two types of deployment templates among those identified in clause 5.1.

9.2 Data Types

9.2.1 `tosca.datatypes.nfv.L2AddressData`

9.2.1.1 Description

The L2AddressData data type describes the information on the MAC addresses to be assigned to a connection point as defined in ETSI GS NFV-IFA 011 [1]. Table 9.2.1.1-1 specifies the declared names for this data type. These names shall be used as specified in TOSCA-Simple-Profile-YAML-v1.3 [20].

Table 9.2.1.1-1: Type name, shorthand, and URI

Shorthand Name	L2AddressData
Type Qualified Name	toscanfv:L2AddressData
Type URI	tosca.datatypes.nfv.L2AddressData

9.2.1.2 Properties

The properties of the L2AddressData data type shall comply with the provisions set out in table 9.2.1.2-1.

Table 9.2.1.2-1: Properties

Name	Required	Type	Constraints	Description
mac_address_assignment	yes	boolean		<p>Specifies which mode is used for the MAC address assignment.</p> <p>If it is set to True, a MAC address is expected to be provided by a management entity via the NFV MANO interfaces towards the VNFM using attributes standardized for this purpose in the NFV-MANO information model and is further transferred from the VNFM to the VIM/CISM. A MAC address will be automatically assigned by the VIM/NFVI/CISM as fallback if not provided.</p> <p>If it is set to False, a MAC address is expected to be assigned by means specific to the VNF itself (e.g. by an LCM script, by the EM) and is further transferred from the VNFM to the VIM/CISM. A MAC address will be automatically assigned by the VIM/NFVI/CISM as fallback if not provided to the VIM/CISM.</p>

9.2.1.3 Definition

The syntax of the L2AddressData data type shall comply with the following definition:

```

tosca.datatypes.nfv.L2AddressData:
  derived_from: toska.datatypes.Root
  description: Describes the information on the MAC addresses to be assigned to a
connection point.
  properties:
    mac_address_assignment:
      type: boolean
      description: Specifies which mode is used for the MAC address assignment. If
it is set to True, a MAC address is expected to be provided by a management entity via
the NFV MANO interfaces towards the VNFM using attributes standardized for this
purpose in the NFV-MANO information model and is further transferred from the VNFM to
the VIM/CISM. A MAC address will be automatically assigned by the VIM/NFVI/CISM as
fallback if not provided. If it is set to False, a MAC address is expected to be
assigned by means specific to the VNF itself (e.g. by an LCM script, by the EM) and is
further transferred from the VNFM to the VIM/CISM. A MAC address will be automatically
assigned by the VIM/NFVI/CISM as fallback if not provided to the VIM/CISM.
      required: true

```

9.2.1.4 Examples

```

<some_tosca_entity>:
  properties:
    l2_address_data:
      mac_address_assignment: true

```

9.2.1.5 Additional Requirements

None.

9.2.2 toska.datatypes.nfv.L3AddressData

9.2.2.1 Description

The L3AddressData data type supports providing information about Layer 3 level addressing scheme and parameters applicable to a CP, as defined in ETSI GS NFV-IFA 011 [1]. Table 9.2.2.1-1 specifies the declared names for this data type. These names shall be used as specified in TOSCA-Simple-Profile-YAML-v1.3 [20].

Table 9.2.2.1-1: Type name, shorthand, and URI

Shorthand Name	L3AddressData
Type Qualified Name	toscanfv:L3AddressData
Type URI	tosca.datatypes.nfv.L3AddressData

9.2.2.2 Properties

The properties of the L3AddressData data type shall comply with the provisions set out in table 9.2.2.2-1.

Table 9.2.2.2-1: Properties

Name	Required	Type	Constraints	Description
ip_address_assignment	no	boolean		<p>Specify which mode is used for the IP address assignment.</p> <p>If it is set to True and this property is not used in the context of the VirtualCp node type, IP configuration information shall be provided for the VNF by a management entity using the NFV MANO interfaces towards the VNFM.</p> <p>If it is set to True and this property is used in the context of the VirtualCp node type, IP configuration information should be provided for the VNF by a management entity using the NFV MANO interfaces towards the VNFM. If it is not provided, the CISM assigns an IP address. See note 2.</p> <p>If it is set to False, the value of the ipAddressAssignmentSubtype property defines the method of IP address assignment.</p> <p>Shall be present if the fixed_ip_address property is not present and should be absent otherwise. See note 1.</p>
ip_address_assignment_subtype	no	string	Valid values: See YAML definition constraints	<p>Method of IP address assignment in case the IP configuration is not provided using the NFV MANO interfaces towards the VNFM.</p> <p>Shall be present in case the ip_address_assignment property is set to False and shall be absent otherwise.</p> <p>Description of the valid values:</p> <ul style="list-style-type: none"> dynamic: the VNF gets an IP address that is dynamically assigned by the NFVI/VIM/CISM without receiving IP configuration information from the MANO interfaces. vnf_pkg: an IP address defined by the VNF provider is assigned by means included as part of the VNF package (e.g. LCM script). external: an IP address is provided by an external management entity (such as EM) directly towards the VNF.
floating_ip_activated	yes	boolean		Specify if the floating IP scheme is activated on the Connection Point or not. See notes 1 and 3.
ip_address_type	no	string	Valid values: See YAML definition constraints	<p>Define address type.</p> <p>The address type should be aligned with the address type supported by the layer_protocols properties of the connection point. See note 1.</p>
number_of_ip_address	no	Integer	greater_than: 0	Minimum number of IP addresses to be assigned. See note 1.

Name	Required	Type	Constraints	Description
fixed_ip_address	no	list of string		<p>Fixed IP addresses to be assigned to the internal CP instance.</p> <p>This property enables the VNF provider to define fixed IP addresses for internal CP instances to be assigned by the VNFM or the NFVO.</p> <p>This property is only permitted for CpdS without external connectivity, i.e. connectivity outside the VNF. If present, it shall be compatible with the values of the L3ProtocolData of the VnfVirtualLink referred to by the Cp, if L3ProtocolData is included in the VnfVirtualLink.</p> <p>See note 1.</p>
<p>NOTE 1: If the fixed_ip_address property is present:</p> <ul style="list-style-type: none"> - the ip_address_assignment property should not be present. If it is present in this context, its value has no meaning and shall be ignored when processing the VNFD. Using the ip_address_assignment property in this context is deprecated; implementations need to be aware that support can be removed in subsequent versions of the present document; - the value of the floating_ip_activated property shall be set to false; - the value of the ip_address_type property, if present, shall be set consistently with the fixed_ip_address; - the value of the number_of_ip_address property, if present, shall be set consistently with the cardinality of the fixed_ip_address. <p>NOTE 2: For VirtualCps exposed by a VNF component realized by one or more OS containers, if the used container technology does not support the capability to set a defined IP address and the "ip_address_assignment" property is set to True, IP configuration information should not be provided for the VNF by a management entity using the NFV MANO interfaces towards the VNFM. If it is provided nevertheless, the CISM might not be able to assign that IP address to the VirtualCp instance.</p> <p>NOTE 3: For CPs of a VNFC realized by one or a set of OS containers the ability to configure a floating IP address might not be supported by all container technologies.</p>				

9.2.2.3 Definition

The syntax of the L3AddressData data type shall comply with the following definition:

```

tosca.datatypes.nfv.L3AddressData:
  derived_from: toasca.datatypes.Root
  description: Provides information about Layer 3 level addressing scheme and
parameters applicable to a CP
  properties:
    ip_address_assignment:
      type: boolean
      description: Specify which mode is used for the IP address assignment. If it
is set to True and this property is not used in the context of the VirtualCp node
type, IP configuration information shall be provided for the VNF by a management
entity using the NFV MANO interfaces towards the VNFM. If it is set to True and this
property is used in the context of the VirtualCp node type, IP configuration
information should be provided for the VNF by a management entity using the NFV MANO
interfaces towards the VNFM. If it is not provided, the CISM assigns an IP address. If
it is set to False, the value of the ip_address_assignment_subtype property defines
the method of IP address assignment. Shall be present if the fixed_ip_address property
is not present and should be absent otherwise.
      required: false
    ip_address_assignment_subtype:
      type: string
      description: "Method of IP address assignment in case the IP configuration is
not provided using the NFV MANO interfaces towards the VNFM. Description of the valid
values: (1) dynamic: the VNF gets an IP address that is dynamically assigned by the
NFVI/VIM/CISM without receiving IP configuration information from the MANO interfaces,
(2) vnf_pkg: an IP address defined by the VNF provider is assigned by means included

```

as part of the VNF package (e.g. LCM script); (3) external: an IP address is provided by an external management entity (such as EM) directly towards the VNF. Shall be present in case the ip_address_assignment property is set to False and shall be absent otherwise."

```

    required: false
    constraints:
      - valid_values: [ dynamic, vnf_pkg, external ]
floating_ip_activated:
  type: boolean
  description: Specifies if the floating IP scheme is activated on the
Connection Point or not
  required: true
ip_address_type:
  type: string
  description: Defines address type. The address type should be aligned with the
address type supported by the layer_protocols properties of the connection point
  required: false
  constraints:
    - valid_values: [ ipv4, ipv6 ]
number_of_ip_address:
  type: integer
  description: Minimum number of IP addresses to be assigned
  required: false
  constraints:
    - greater_than: 0
fixed_ip_address:
  type: list
  description: Fixed IP addresses to be assigned to the internal CP instance.
This property enables the VNF provider to define fixed IP addresses for internal CP
instances to be assigned by the VNFM or the NFVO. This property is only permitted for
Cpds without external connectivity, i.e. connectivity outside the VNF. If present, it shall be compatible
with the values of the L3ProtocolData of the VnfVirtualLink referred to by the Cp, if L3ProtocolData is included in
the VnfVirtualLink
  required: false
  entry_schema:
    type: string

```

9.2.2.4 Examples

The following is an example of the case using dynamic IP address.

```

<some_tosca_entity>:
properties:
  l3_address_data:
    ip_address_assignment: true
    floating_ip_activated: true
    ip_address_type: ipv4
    number_of_ip_address: 4

```

The following is an example of the case using fixed IP address.

```

<some_tosca_entity>:
properties:
  l3_address_data:
    floating_ip_activated: false
    ip_address_type: ipv4
    number_of_ip_address: 1
    fixed_ip_address:
      - 192.168.0.1

```

9.2.2.5 Additional Requirements

None.

9.2.3 `tosca.datatypes.nfv.AddressData`

9.2.3.1 Description

The AddressData data type describes information about the addressing scheme and parameters applicable to a CP, as defined in ETSI GS NFV-IFA 011 [1]. Table 9.2.3.1-1 specifies the declared names for this data type. These names shall be used as specified in TOSCA-Simple-Profile-YAML-v1.3 [20].

Table 9.2.3.1-1: Type name, shorthand, and URI

Shorthand Name	AddressData
Type Qualified Name	toscanfv:AddressData
Type URI	tosca.datatypes.nfv.AddressData

9.2.3.2 Properties

The properties of the AddressData data type shall comply with the provisions set out in table 9.2.3.2-1.

Table 9.2.3.2-1: Properties

Name	Required	Type	Constraints	Description
address_type	yes	string	Valid values: See YAML definition constraints	Describes the type of the address to be assigned to a connection point The content type shall be aligned with the address type supported by the layerProtocol property of the connection point.
l2_address_data	no	tosca.datatypes.nfv.L2AddressData	Shall be present when the address_type is mac_address.	Provides the information on the MAC addresses to be assigned to a connection point.
l3_address_data	no	tosca.datatypes.nfv.L3AddressData	Shall be present when the address_type is ip_address.	Provides the information on the IP addresses to be assigned to a connection point.

9.2.3.3 Definition

The syntax of the AddressData data type shall comply with the following definition:

```

tosca.datatypes.nfv.AddressData:
  derived_from: toska.datatypes.Root
  description: Describes information about the addressing scheme and parameters
  applicable to a CP
  properties:
    address_type:
      type: string
      description: Describes the type of the address to be assigned to a connection
      point. The content type shall be aligned with the address type supported by the
      layerProtocol property of the connection point
      required: true
      constraints:
        - valid_values: [ mac_address, ip_address ]
    l2_address_data:
      type: toska.datatypes.nfv.L2AddressData
      description: Provides the information on the MAC addresses to be assigned to a
      connection point.
      required: false
    l3_address_data:
      type: toska.datatypes.nfv.L3AddressData
      description: Provides the information on the IP addresses to be assigned to a
      connection point
      required: false

```

9.2.3.4 Examples

The following is an example of the case using dynamic IP address.

```

<some_tosca_entity>:
  properties:
    address_data:
      address_type: ip_address
    l3_address_data:
      ip_address_assignment: true
      floating_ip_activated: true
      ip_address_type: ipv4
      number_of_ip_address: 4

```

The following is an example of the case using fixed IP address.

```

<some_tosca_entity>:
  properties:
    l3_address_data:
      ip_address_assignment: true
      floating_ip_activated: false
      ip_address_type: ipv4
      number_of_ip_address: 1
      fixed_ip_address:
        - 192.168.0.1

```

9.2.3.5 Additional Requirements

None.

9.2.4 tosca.datatypes.nfv.ConnectivityType

9.2.4.1 Description

The ConnectivityType data type describes the protocol exposed by a virtual link and the flow pattern supported by the virtual link, as defined in ETSI GS NFV-IFA 011 [1]. Table 9.2.4.1-1 specifies the declared names for this data type. These names shall be used as specified in TOSCA-Simple-Profile-YAML-v1.3 [20].

Table 9.2.4.1-1: Type name, shorthand, and URI

Shorthand Name	ConnectivityType
Type Qualified Name	toscanfv:ConnectivityType
Type URI	tosca.datatypes.nfv.ConnectivityType

9.2.4.2 Properties

The properties of the ConnectivityType shall comply with the provisions set out in table 9.2.4.2-1.

Table 9.2.4.2-1: Properties

Name	Required	Type	Constraints	Description
layer_protocols	yes	list of string	Valid values: See YAML definition constraints	Identifies the protocol a virtualLink gives access to (ethernet, mpls, odu2, ipv4, ipv6, pseudo-wire). The top layer protocol of the virtualLink protocol stack shall always be provided. The lower layer protocols may be included when there are specific requirements on these layers. See note.
flow_pattern	no	string	Valid values: See YAML definition constraints	Identifies the flow pattern of the connectivity.
NOTE:	If more than 1 values are present, the first value represents the highest layer protocol data, and the last value represents the lowest layer protocol data.			

9.2.4.3 Definition

The syntax of the ConnectivityType data type shall comply with the following definition:

```
tosca.datatypes.nfv.ConnectivityType:
  derived_from: tosca.datatypes.Root
  description: describes additional connectivity information of a virtualLink
  properties:
    layer_protocols:
      type: list
      description: Identifies the protocol a virtualLink gives access to (ethernet,
        mpls, odu2, ipv4, ipv6, pseudo-wire). The top layer protocol of the virtualLink
        protocol stack shall always be provided. The lower layer protocols may be included
        when there are specific requirements on these layers.
      required: true
      entry_schema:
        type: string
        constraints:
          - valid_values: [ ethernet, mpls, odu2, ipv4, ipv6, pseudo-wire ]
    flow_pattern:
      type: string
      description: Identifies the flow pattern of the connectivity
      required: false
      constraints:
        - valid_values: [ line, tree, mesh ]
```

9.2.4.4 Examples

```
<some_tosca_entity>:
  properties:
    connectivity_type:
      layer_protocol:
        - ipv4
      flow_pattern: mesh
```

9.2.4.5 Additional Requirements

None.

9.2.5 tosca.datatypes.nfv.LinkBitrateRequirements

9.2.5.1 Description

The LinkBitrateRequirements data type describes the requirements in terms of bitrate for a virtual link. Table 9.2.5.1-1 specifies the declared names for this data type. These names shall be used as specified in TOSCA-Simple-Profile-YAML-v1.3 [20].

Table 9.2.5.1-1: Type name, shorthand, and URI

Shorthand Name	LinkBitrateRequirements
Type Qualified Name	toscanfv:LinkBitrateRequirements
Type URI	tosca.datatypes.nfv.LinkBitrateRequirements

9.2.5.2 Properties

The properties of the LinkBitrateRequirements data type shall comply with the provisions set out in table 9.2.5.2-1.

Table 9.2.5.2-1: Properties

Name	Required	Type	Constraints	Description
root	yes	integer	greater_or_equal: 0	Specifies the throughput requirement in bits per second of the link (e.g. bitrate of E-Line, root bitrate of E-Tree, aggregate capacity of E-LAN).
leaf	no	integer	greater_or_equal: 0	Specifies the throughput requirement in bits per second of leaf connections to the link when applicable to the connectivity type (e.g. for E-Tree and E-LAN branches).

9.2.5.3 Definition

The syntax of the LinkBitrateRequirements data type shall comply with the following definition:

```

tosca.datatypes.nfv.LinkBitrateRequirements:
  derived_from: tosca.datatypes.Root
  description: describes the requirements in terms of bitrate for a virtual link
  properties:
    root:
      type: integer # in bits per second
      description: Specifies the throughput requirement in bits per second of the
link (e.g. bitrate of E-Line, root bitrate of E-Tree, aggregate capacity of E-LAN).
      required: true
      constraints:
        - greater_or_equal: 0
    leaf:
      type: integer # in bits per second
      description: Specifies the throughput requirement in bits per second of leaf
connections to the link when applicable to the connectivity type (e.g. for E-Tree and
E LAN branches).
      required: false
      constraints:
        - greater_or_equal: 0

```

9.2.5.4 Examples

None.

9.2.5.5 Additional Requirements

None.

9.2.6 tosca.datatypes.nfv.CpProtocolData

9.2.6.1 Description

The CpProtocolData data type describes and associates the protocol layer that a CP uses together with other protocol and connection point information. Table 9.2.6.1-1 specifies the declared names for this data type. These names shall be used as specified in TOSCA-Simple-Profile-YAML-v1.3 [20].

Table 9.2.6.1-1: Type name, shorthand, and URI

Shorthand Name	CpProtocolData
Type Qualified Name	toscanfv:CpProtocolData
Type URI	tosca.datatypes.nfv.CpProtocolData

9.2.6.2 Properties

The properties of the CpProtocolData data type shall comply with the provisions set out in table 9.2.6.2-1.

Table 9.2.6.2-1: Properties

Name	Required	Type	Constraints	Description
associated_layer_protocol	yes	string	Valid values: See YAML definition constraints	One of the values of the property layer_protocols of the CP.
address_data	no	list of toasca.datatypes.nfv.AddressData		Provides information on the addresses to be assigned to the CP.

9.2.6.3 Definition

The syntax of the CpProtocolData data type shall comply with the following definition:

```

tosca.datatypes.nfv.CpProtocolData:
  derived_from: toasca.datatypes.Root
  description: Describes and associates the protocol layer that a CP uses together
with other protocol and connection point information
  properties:
    associated_layer_protocol:
      type: string
      description: One of the values of the property layer_protocols of the CP
      required: true
      constraints:
        - valid_values: [ ethernet, mpls, odu2, ipv4, ipv6, pseudo-wire ]
    address_data:
      type: list
      description: Provides information on the addresses to be assigned to the CP
  entry_schema:
    type: toasca.datatypes.nfv.AddressData
    required: false

```

9.2.6.4 Examples

None.

9.2.6.5 Additional Requirements

None.

9.2.7 toasca.datatypes.nfv.Qos

9.2.7.1 Description

The QoS describes QoS data type a given VL used in a VNF deployment flavour. Table 9.2.7.1-1 specifies the declared names for this data type. These names shall be used as specified in TOSCA-Simple-Profile-YAML-v1.3 [20].

Table 9.2.7.1-1: Type name, shorthand, and URI

Shorthand Name	Qos
Type Qualified Name	toscanfv:Qos
Type URI	tosca.datatypes.nfv.Qos

9.2.7.2 Properties

The properties of the Qos data type shall comply with the provisions set out in table 9.2.7.2-1.

Table 9.2.7.2-1: Properties

Name	Required	Type	Constraints	Description
latency	yes	scalar-unit.time	greater_than: 0 s	Specifies the maximum latency.
packet_delay_variation	yes	scalar-unit.time		Specifies the maximum jitter.
packet_loss_ratio	no	float	in_range: [0,1]	Specifies the maximum packet loss ratio.

9.2.7.3 Definition

The syntax of the Qos data type shall comply with the following definition:

```

tosca.datatypes.nfv.Qos:
  derived_from: toska.datatypes.Root
  description: describes QoS data for a given VL used in a VNF deployment flavour
  properties:
    latency:
      type: scalar-unit.time #Number
      description: Specifies the maximum latency
      required: true
      constraints:
        - greater_than: 0 s
    packet_delay_variation:
      type: scalar-unit.time #Number
      description: Specifies the maximum jitter
      required: true
      constraints:
        - greater_or_equal: 0 s
    packet_loss_ratio:
      type: float
      description: Specifies the maximum packet loss ratio
      required: false
      constraints:
        - in_range: [ 0.0, 1.0 ]

```

9.2.7.4 Examples

None.

9.2.7.5 Additional Requirements

None.

9.2.8 toska.datatypes.nfv.VnfProfile

9.2.8.1 Description

The VnfProfile data type describes a profile for instantiating VNFs of a particular NS DF according to a specific VNFD and VNF DF as defined in ETSI GS NFV-IFA 014 [2]. Table 9.2.8.1-1 specifies the declared names for this data type. These names shall be used as specified in TOSCA-Simple-Profile-YAML-v1.3 [20].

Table 9.2.8.1-1: Type name, shorthand, and URI

Shorthand Name	VnfProfile
Type Qualified Name	toscanfv:VnfProfile
Type URI	tosca.datatypes.nfv.VnfProfile

9.2.8.2 Properties

The properties of the VnfProfile data type shall comply with the provisions set out in table 9.2.8.2-1.

Table 9.2.8.2-1: Properties

Name	Required	Type	Constraints	Description
instantiation_level	no	string		Identifier of the instantiation level of the VNF DF to be used for instantiation. See note 3.
target_vnf_scale_level_info	no	map of tosc.datatypes.nfv.ScaleInfo		For each scaling aspect of the current VNF deployment flavour, it specifies the scale level of VNF constituents (e.g. VDU level) to be instantiated. If the property is present it shall contain all scaling aspects. This property is applicable if VNF supports target scale level instantiation. See note 3.
min_number_of_instances	yes	integer	greater_or_equal: 0	Minimum number of instances of the VNF based on this VNFD that is permitted to exist for this VnfProfile.
max_number_of_instances	yes	integer	greater_or_equal: 0	Maximum number of instances of the VNF based on this VNFD that is permitted to exist for this VnfProfile.
service_availability_level	no	integer	greater_or_equal: 1	If present, specifies the service availability level for the VNF instance created from this profile. See note 1.
version_dependency	no	list of tosc.datatypes.nfv.VersionDependency		Identifies versions of descriptors of other constituents in the NSD upon which the VNF depends. The dependencies may be described for the VNFD referenced with descriptor_id in the VNF node where this profile is defined and for VNFDs with the same ext_invariant_id. There shall not be more than one version_dependency present with the same dependent_constituent_id. See note 2.
NOTE 1: The value '1' expresses the highest service availability level.				
NOTE 2: This property does not indicate any ordering requirement, i.e. the dependent VNF instance and the other constituents upon which this VNF instance depends may be created or incorporated to the NS in any order, unless specified otherwise by the 'dependency' requirement in the node templates in the NSD.				
NOTE 3: The target size for VNF instantiation is either expressed as an instantiation level of that deployment flavour as defined in the VNFD, or alternatively as target_vnf_scale_level_info, but not both. If none of the two attributes (instantiation_level or target_vnf_scale_level_info) are present, the default instantiation level as declared in the VNFD shall be used.				

9.2.8.3 Definition

The syntax of the VnfProfile data type shall comply with the following definition:

```

tosca.datatypes.nfv.VnfProfile:
  derived_from: tosc.datatypes.Root
  description: describes a profile for instantiating VNFs of a particular NS DF
  according to a specific VNFD and VNF DF.
  properties:
    instantiation_level:
      type: string
      description: Identifier of the instantiation level of the VNF DF to be used
      for instantiation. If not present, the default instantiation level as declared in the
      VNFD shall be used.
      required: false

```

```

target_vnf_scale_level_info:
  type: map # key: aspectId
  description: For each scaling aspect of the current VNF deployment flavour, it
specifies the scale level of VNF constituents (e.g. VDU level) to be instantiated. If
the property is present it shall contain all scaling aspects
  required: false
  entry_schema:
    type: toasca.datatypes.nfv.ScaleInfo
min_number_of_instances:
  type: integer
  description: Minimum number of instances of the VNF based on this VNFD that is
permitted to exist for this VnfProfile.
  required: true
  constraints:
    - greater_or_equal: 0
max_number_of_instances:
  type: integer
  description: Maximum number of instances of the VNF based on this VNFD that is
permitted to exist for this VnfProfile.
  required: true
  constraints:
    - greater_or_equal: 0
service_availability_level:
  type: integer
  description: Specifies the service availability level for the VNF instance
created from this profile.
  required: false
  constraints:
    - greater_or_equal: 1
version_dependency:
  type: list
  description: Identifies versions of descriptors of other constituents in the
NSD upon which the VNF depends. The dependencies may be described for the VNFD
referenced with descriptor_id in the VNF node where this profile is defined and for
VNFDs with the same ext_invariant_id.
  required: false
  entry_schema:
    type: toasca.datatypes.nfv.VersionDependency

```

9.2.8.4 Example

None.

9.2.8.5 Additional Requirements

None.

9.2.9 toasca.datatypes.nfv.VnfMonitoringParameter

9.2.9.1 Description

This data type provides information on virtualised resource related performance metrics applicable to VNF. Table 9.2.9.1-1 specifies the declared names for this data type. These names shall be used as specified in TOSCA-Simple-Profile-YAML-v1.3 [20].

Table 9.2.9.1-1: Type name, shorthand, and URI

Shorthand Name	VnfMonitoringParameter
Type Qualified Name	tosca.nfv.VnfMonitoringParameter
Type URI	tosca.datatypes.nfv.VnfMonitoringParameter

9.2.9.2 Properties

The properties of the VnfMonitoringParameter data type shall comply with the provisions set out in table 9.2.9.2-1.

Table 9.2.9.2-1: Properties

Name	Required	Type	Constraints	Description
name	no	string		Human readable name of the monitoring parameter.
performance_metric	yes	string	valid values: See YAML definition constraints	Identifies a performance metric to be monitored. Performance metric values shall be set to a measurement name defined in clause 7.2 of ETSI GS NFV-IFA 027 [7], without appending a sub-counter. In this case the VNFM computes these measurements from lower-level metrics collected from the VIM.
collection_period	no	scalar-unit.time		Describes the periodicity at which to collect the performance information.

9.2.9.3 Definition

The syntax of the VnfMonitoringParameter data type shall comply with the following definition:

```

tosca.datatypes.nfv.VnfMonitoringParameter:
  derived_from: toska.datatypes.Root
  description: Represents information on virtualised resource related performance
metrics applicable to the VNF.
  properties:
    name:
      type: string
      description: Human readable name of the monitoring parameter
      required: true
    performance_metric:
      type: string
      description: Identifies a performance metric to be monitored, according to
ETSI GS NFV-IFA 027.
      required: true
      constraints:
        - valid_values: [ v_cpu_usage_mean_vnf, v_cpu_usage_peak_vnf,
v_memory_usage_mean_vnf, v_memory_usage_peak_vnf, v_disk_usage_mean_vnf,
v_disk_usage_peak_vnf, byte_incoming_vnf_ext_cp, byte_outgoing_vnf_ext_cp,
packet_incoming_vnf_ext_cp, packet_outgoing_vnf_ext_cp ]
    collection_period:
      type: scalar-unit.time
      description: Describes the periodicity at which to collect the performance
information.
      required: false
      constraints:
        - greater_than: 0 s

```

9.2.9.4 Examples

See clause A.8.

9.2.9.5 Additional Requirements

None.

9.2.10 `tosca.datatypes.nfv.VersionDependency`

9.2.10.1 Description

The `VersionDependency` data type describes all dependencies that an NSD constituent has on the versions of other NSD constituents. Table 9.2.10.1-1 specifies the declared names for this data type. These names shall be used as specified in TOSCA-Simple-Profile-YAML-v1.3 [20].

Table 9.2.10.1-1: Type name, shorthand and URI

Shorthand Name	<code>VersionDependency</code>
Type Qualified Name	<code>tosca.nfv:VersionDependency</code>
Type URI	<code>tosca.datatypes.nfv.VersionDependency</code>

9.2.10.2 Properties

The properties of the `VersionDependency` data type shall comply with the provisions set out in table 9.2.10.2-1.

Table 9.2.10.2-1: Properties

Name	Required	Type	Constraints	Description
<code>dependent_constituent_id</code>	yes	string		Identifier of the NSD constituent which has version dependencies on other NSD constituents.
<code>version_dependency_statement</code>	yes	list of <code>tosca.datatypes.nfv.VersionDependencyStatement</code>		Identifies one or multiple versions of an NSD constituent upon which the dependent constituent identified by <code>dependent_constituent_id</code> has a dependency.

9.2.10.3 Definition

The syntax of the `VersionDependency` data type shall comply with the following definition:

```
tosca.datatypes.nfv.VersionDependency:
  derived_from: tosca.datatypes.Root
  description: Describes and associates the protocol layer that a CP uses together
with other protocol and connection point information.
  properties:
    dependent_constituent_id:
      type: string
      description: Identifier of the NSD constituent which has version dependencies
on other NSD constituents.
      required: true
    version_dependency_statement:
      type: list
      description: Identifies one or multiple versions of an NSD constituent upon
which the dependent constituent identified by dependent_constituent_id has a
dependency.
    entry_schema:
      type: tosca.datatypes.nfv.VersionDependencyStatement
      required: true
```

9.2.10.4 Examples

Every `version_dependency_statement` shall be fulfilled if the NS constituent based on the descriptor referenced by `dependent_constituent_id` is present in an NS instance. If more than one `descriptor_id` is indicated in a particular `version_dependency_statement`, the `version_dependency_statement` is fulfilled if at least one NS constituent based on one of the `descriptors_ids` referenced in the `version_dependency_statement` is present in the NS instance.

The following example shows an excerpt of the FrontEnd VNF node template definition, which is part of an NSD service template. The FrontEnd VNF has a version dependency with two elements of the `version_dependency_statement` list.

The first element in the `version_dependency_statement` list indicates a dependency to a version 1.0 of the BackEnd VNF.

The second element in the `version_dependency_statement` list indicates a dependency to either version 1.0 or 1.1 of the DB VNF.

In order to fulfil the dependency of the FronEnd VNF in an instance of the NS:

- An instance of the BackEnd VNF v1.0 shall be part of the NS instance
- An instance of the DB VNF, either v1.0 or v1.1, shall be part of the NS instance

```
FrontEnd:
  type: MyCompany.FrontEnd_1_0
  properties:
    descriptor_id: d8ec18e0-2002-42c5-8758-ebf03b52103d
    # other properties omitted
  vnf_profile:
    # other properties omitted
  version_dependency:
    - dependent_constituent_id: d8ec18e0-2002-42c5-8758-ebf03b52103d
      version_dependency_statement:
        - descriptor_id: 028df007-7d7d-4f8a-aaec-db01d39f37b7 # VNFD of BackEnd
v1.0.
        - descriptor_id: [ df1e20a4-88bf-4e49-bd2d-9b1800e6b48b, e1bc5e71-ab87-
48e8-b0e0-05e9062534d8 ] # VNFDs of DB v1.0 and v1.1.
```

9.2.10.5 Additional Requirements

None.

9.2.11 `tosca.datatypes.nfv.VersionDependencyStatement`

9.2.11.1 Description

The `VersionDependencyStatement` data type lists one or more VNF, NS or PNF descriptor identifiers which describe one single dependency. Table 9.2.11.1-1 specifies the declared names for this data type. These names shall be used as specified in TOSCA-Simple-Profile-YAML-v1.3 [20].

Table 9.2.11.1-1: Type name, shorthand, and URI

Shorthand Name	<code>VersionDependencyStatement</code>
Type Qualified Name	<code>toscanfv:VersionDependencyStatement</code>
Type URI	<code>tosca.datatypes.nfv.VersionDependencyStatement</code>

9.2.11.2 Properties

The properties of the VersionDependencyStatement data type shall comply with the provisions set out in table 9.2.11.2-1.

Table 9.2.11.2-1: Properties

Name	Required	Type	Constraints	Description
descriptor_id	yes	list of string		List of identifiers of VNFDs, NSDs or PNFDs upon which the entity using this information element depends. When more than one descriptor is indicated, they shall correspond to versions of the same VNF, NS or PNF and they represent alternatives, i.e. the presence of one of them fulfils the dependency.

9.2.11.3 Definition

The syntax of the VersionDependencyStatement data type shall comply with the following definition:

```

tosca.datatypes.nfv.VersionDependencyStatement:
  derived_from: toasca.datatypes.Root
  description: Lists one or more VNF, NS or PNF descriptor identifiers which
describe one single dependency.
  properties:
    descriptor_id:
      description: List of identifiers of VNFDs, NSDs or PNFDs upon which the entity
using this information element depends. When more than one descriptor is indicated,
they shall correspond to versions of the same VNF, NS or PNF and they represent
alternatives, i.e. the presence of one of them fulfils the dependency.
      type: list
      entry_schema:
        type: string
      required: true

```

9.2.11.4 Examples

See clause 9.2.10.4.

9.2.11.5 Additional Requirements

None.

9.2.12 toasca.datatypes.nfv.ScaleInfo

9.2.12.1 Description

The scaleInfo data type indicates for a given scaleAspect the corresponding scaleLevel. Table 9.2.12.1-1 specifies the declared names for this data type. These names shall be used as specified in TOSCA-Simple-Profile-YAML-v1.3 [20].

Table 9.2.12.1-1: Type name, shorthand and URI

Shorthand Name	ScaleInfo
Type Qualified Name	toscanfv:ScaleInfo
Type URI	tosca.datatypes.nfv.ScaleInfo

9.2.12.2 Properties

The properties of the ScaleInfo data type shall comply with the provisions set out in table 9.2.12.2-1.

Table 9.2.12.2-1: Properties

Name	Required	Type	Constraints	Description
scale_level	yes	integer	greater_or_equal: 0	The scale level for a particular aspect.

9.2.12.3 Definition

The syntax of the ScaleInfo data type shall comply with the following definition:

```

tosca.datatypes.nfv.ScaleInfo:
  derived_from: toska.datatypes.Root
  description: Indicates for a given scaleAspect the corresponding scaleLevel
  properties:
    scale_level:
      type: integer
      description: The scale level for a particular aspect
      required: true
      constraints:
        - greater_or_equal: 0

```

9.2.12.4 Examples

None.

9.2.12.5 Additional Requirements

None.

9.3 Artifact Types

None.

9.4 Capability Types

9.4.1 toska.capabilities.nfv.VirtualLinkable

9.4.1.1 Description

A node type that includes the VirtualLinkable capability indicates that it can be pointed by toska.relationships.nfv.VirtualLinksTo relationship type, which is used to model the association between a VduCpd and an intVirtualLinkDesc and the association between a VnfExtCpd and an intVirtualLinkDesc as specified in ETSI GS NFV-IFA 011 [1] as well as the association represented by the NsVirtualLinkConnectivity information element in ETSI GS NFV-IFA 014 [2]. Table 9.4.1.1-1 specifies the declared names for this capability type. These names shall be used as specified in TOSCA-Simple-Profile-YAML-v1.3 [20].

Table 9.4.1.1-1: Type name, shorthand, and URI

Shorthand Name	VirtualLinkable
Type Qualified Name	toscanfv:VirtualLinkable
Type URI	tosca.capabilities.nfv.VirtualLinkable

9.4.1.2 Properties

None.

9.4.1.3 Definition

The syntax of the `VirtualLinkable` capability type shall comply with the following definition:

```
tosca.capabilities.nfv.VirtualLinkable:
  derived_from: tosca.capabilities.Node
  description: A node type that includes the VirtualLinkable capability indicates
  that it can be pointed by tosca.relationships.nfv.VirtualLinksTo relationship type
```

9.4.2 Void

9.5 Requirement Types

None.

9.6 Relationship Types

9.6.1 `tosca.relationships.nfv.VirtualLinksTo`

9.6.1.1 Description

This relationship type represents an association between the `VduCp` or the `VnfExtCp` and the `VnfVirtualLink` node types or the association between either the `VnfExtCp`, the `VduCp`, the `VirtualCp`, the `PnfExtCp` or the `Sap` and an `NsVirtualLink` node types. Table 9.6.1.1-1 specifies the declared names for this relationship type. These names shall be used as specified in TOSCA-Simple-Profile-YAML-v1.3 [20].

Table 9.6.1.1-1: Type name, shorthand, and URI

Shorthand Name	<code>VirtualLinksTo</code>
Type Qualified Name	<code>toscanfv:VirtualLinksTo</code>
Type URI	<code>tosca.relationships.nfv.VirtualLinksTo</code>

9.6.1.2 Properties

None.

9.6.1.3 Definition

The syntax of the `VirtualLinksTo` relationship type shall comply with the following definition:

```
tosca.relationships.nfv.VirtualLinksTo:
  derived_from: tosca.relationships.DependsOn
  description: Represents an association relationship between the VduCp or the
  VnfExtCp and the VnfVirtualLink node types or the association between either a
  VnfExtCp, a VduCp, a VirtualCp, a PnfExtCp or a Sap and an NsVirtualLink node types.
  valid_target_types: [ tosca.capabilities.nfv.VirtualLinkable ]
```

9.6.2 Void

9.6.3 toska.relationships.nfv.VipVirtualLinksTo

9.6.3.1 Description

This relationship type represents an association between the VipCp and a VnfVirtualLink node types or between the former and an NsVirtualLink node types. Table 9.6.3.1-1 specifies the declared names for this relationship type. These names shall be used as specified in TOSCA-Simple-Profile-YAML-v1.3 [20].

Table 9.6.3.1-1: Type name, shorthand, and URI

Shorthand Name	VipVirtualLinksTo
Type Qualified Name	toscanfv:VipVirtualLinksTo
Type URI	tosca.relationships.nfv.VipVirtualLinksTo

9.6.3.2 Properties

None.

9.6.3.3 Definition

The syntax of the VipVirtualLinksTo relationship type shall comply with the following definition:

```
tosca.relationships.nfv.VipVirtualLinksTo:
  derived_from: toska.relationships.DependsOn
  description: Represents an association relationship between the VipCp and a
  VnfVirtualLink node types or between the former and a NsVirtualLink node types.
  valid_target_types: [ toska.capabilities.nfv.VirtualLinkable ]
```

9.7 Interface Types

None.

9.8 Node Types

9.8.1 toska.nodes.nfv.Cp

9.8.1.1 Description

A Cp node type represents the Cp information element as defined in ETSI GS NFV-IFA 011 [1], which describes network connectivity to a compute resource or a VL. This is an abstract type used as parent for the various Cp node types. Table 9.8.1.1-1 specifies the declared names for this node type. These names shall be used as specified in TOSCA-Simple-Profile-YAML-v1.3 [20].

Table 9.8.1.1-1: Type name, shorthand, and URI

Shorthand Name	Cp
Type Qualified Name	toscanfv:Cp
Type URI	tosca.nodes.nfv.Cp

9.8.1.2 Properties

The properties of the Cp node type shall comply with the provisions set out in table 9.8.1.2-1.

Table 9.8.1.2-1: Properties

Name	Required	Type	Constraints	Description
layer_protocols	yes	list of string	Valid values: See YAML definition constraints	Identifies which protocol the connection point uses for connectivity purposes.
ip_stack_mode	no	string	Valid values: See YAML definition constraints	Specifies the capability of the CP to support IP dual stack or tunnelling. Values: <ul style="list-style-type: none"> • ipv4_xor_ipv6: the CP supports both IPV4 and IPV6 but it can only be configured with IPV4 or with IPV6. • ipv4_or_ipv6: the CP supports both IPV4 and IPV6 and it can be configured with either of them or with both. • tunnel_ipv6_over_ipv4: the CP supports IPv6 tunnelling over IPv4. • tunnel_ipv4_over_ipv6: the CP supports IPv4 tunnelling over IPv6. See notes 1 and 2.
role	no	string	Valid values: See YAML definition constraints	Identifies the role of the port in the context of the traffic flow patterns in the VNF or parent NS. For example a VNF with a tree flow pattern within the VNF will have legal cpRoles of ROOT and LEAF.
description	no	string		Provides human-readable information on the purpose of the connection point (e.g. connection point for control plane traffic).
protocol	no	list of toasca.datatypes.nfv.Cp ProtocolData		Provides information on the addresses to be assigned to the connection point(s) instantiated from this Connection Point Descriptor.
trunk_mode	no	boolean		Information about whether the CP instantiated from this Cp is in Trunk mode (802.1Q or other). When operating in "trunk mode", the Cp is capable of carrying traffic for several VLANs. Absence of this property implies that trunkMode is not configured for the Cp i.e. It is equivalent to boolean value "false".
<p>NOTE 1: If multiple values are indicated in the layer_protocols property they represent layers of a protocol stack with the top layer first, with the exception of ipv4 and ipv6 values, when used as consecutive values, in which case the interpretation of their presence shall be specified through the ip_stack_mode property.</p> <p>NOTE 2: The ip_stack_mode property shall be present If layer_protocols indicates both ipv4 and ipv6 and these are listed as consecutive values and shall be absent otherwise.</p>				

9.8.1.3 Attributes

None.

9.8.1.4 Requirements

None.

9.8.1.5 Capabilities

None.

9.8.1.6 Definition

The syntax of the Cp node type shall comply with the following definition:

```

tosca.nodes.nfv.Cp:
  derived_from: tosca.nodes.Root
  description: Provides information regarding the purpose of the connection point
  properties:
    layer_protocols:
      type: list
      description: Identifies which protocol the connection point uses for
connectivity purposes
      required: true
      entry_schema:
        type: string
        constraints:
          - valid_values: [ ethernet, mpls, odu2, ipv4, ipv6, pseudo-wire ]
    ip_stack_mode:
      type: string
      description: Specifies the capability of the CP to support IP dual stack or
tunnelling
      required: false
      constraints:
        - valid_values: [ ipv4_xor_ipv6, ipv4_or_ipv6, tunnel_ipv6_over_ipv4,
tunnel_ipv4_over_ipv6 ]
    role: #Name in ETSI GS NFV-IFA 011: cpRole
      type: string
      description: Identifies the role of the port in the context of the traffic
flow patterns in the VNF or parent NS
      required: false
      constraints:
        - valid_values: [ root, leaf ]
    description:
      type: string
      description: Provides human-readable information on the purpose of the
connection point
      required: false
    protocol:
      type: list
      description: Provides information on the addresses to be assigned to the
connection point(s) instantiated from this Connection Point Descriptor
      required: false
      entry_schema:
        type: tosca.datatypes.nfv.CpProtocolData
    trunk_mode:
      type: boolean
      description: Provides information about whether the CP instantiated from this
Cp is in Trunk mode (802.1Q or other). When operating in "trunk mode", the Cp is
capable of carrying traffic for several VLANs. Absence of this property implies that
trunkMode is not configured for the Cp i.e. It is equivalent to boolean value "false".
      required: false

```

9.8.1.7 Additional requirements

The 'protocol' property shall not be included in a derived PnfExtCp node and shall be included in all other cases.

9.9 Group Types

None.

9.10 Policy Types

9.10.1 `tosca.policies.nfv.Abstract.SecurityGroupRule`

9.10.1.1 Description

The `Abstract.SecurityGroupRule` type represents an abstract policy type without any target requirements. Table 9.10.1.1-1 specifies the declared names for this policy type. These names shall be used as specified in TOSCA-Simple-Profile-YAML-v1.3 [20].

Table 9.10.1.1-1: Type name, shorthand, and URI

Shorthand Name	<code>Abstract.SecurityGroupRule</code>
Type Qualified Name	<code>toscanfv:Abstract.SecurityGroupRule</code>
Type URI	<code>tosca.policies.nfv.Abstract.SecurityGroupRule</code>

9.10.1.2 Properties

The properties of the `Abstract.SecurityGroupRule` policy type shall comply with the provisions set out in table 9.10.1.2-1.

Table 9.10.1.2-1: Properties

Name	Required	Type	Constraints	Description
description	no	string		Human readable description of the security group rule.
direction	yes	string	ingress, egress	The direction in which the security group rule is applied. The direction of 'ingress' or 'egress' is specified against the associated CP. I.e. 'ingress' means the packets entering a CP, while 'egress' means the packets sent out of a CP.
ether_type	yes	string	ipv4, ipv6	Indicates the protocol carried over the Ethernet layer.
protocol	yes	string	see note	Indicates the protocol carried over the IP layer. Permitted values: any protocol defined in the IANA protocol registry [19], e.g. TCP, UDP, ICMP, etc.

Name	Required	Type	Constraints	Description
port_range_min	yes	integer	0 - 65 535	Indicates minimum port number in the range that is matched by the security group rule. If a value is provided at design-time, this value may be overridden at run-time based on other deployment requirements or constraints.
port_range_max	yes	integer	0 - 65 535	Indicates maximum port number in the range that is matched by the security group rule. If a value is provided at design-time, this value may be overridden at run-time based on other deployment requirements or constraints.
NOTE: "protocol" constraints values: hopopt, icmp, igmp, ggp, ipv4, st, tcp, cbt, egp, igp, bbn_rcc_mon, nvp_ii, pup, argus, emcon, xnet, chaos, udp, mux, dcn_meas, hmp, prn, xns_idp, trunk_1, trunk_2, leaf_1, leaf_2, rdp, irtp, iso_tp4, netblt, mfe_nsp, merit_inp, dccc, 3pc, idpr, xtp, ddp, idpr_cmt, tp++, il, ipv6, sdrp, ipv6_route, ipv6_frag, idrp, rsvp, gre, dsr, bna, esp, ah, i_nlsp, swipe, narp, mobile, tlsp, skip, ipv6_icmp, ipv6_no_nxt, ipv6_opts, cftp, sat_expak, kryptolan, rvd, ippc, sat_mon, visa, ipcv, cpnx, cphb, wsn, pvp, br_sat_mon, sun_nd, wb_mon, wb_expak, iso_ip, vmtp, secure_vmtp, vines, ttp, iptm, nsfnet_igp, dgp, tcf, eigrp, ospfigp, sprite_rpc, larp, mtp, ax.25, ipip, micp, scc_sp, etherip, encap, gmtp, ifmp, pnai, pim, aris, scps, qnx, a/n, ip_comp, snp, compaq_peer, ipx_in_ip, vrrp, pgm, l2tp, ddx, iatp, stp, srp, uti, smp, sm, ptp, isis, fire, crtp, crudp, sscopmce, iplt, sps, pipe, sctp, fc, rsvp_e2e_ignore, mobility, udp_lite, mpls_in_ip, manet, hip, shim6, wesp, rohc.				

9.10.1.3 Definition

The syntax of the Abstract.SecurityGroupRule policy type shall comply with the following definition:

```

tosca.policies.nfv.Abstract.SecurityGroupRule:
  derived from: toasca.policies.Root
  description: The Abstract.SecurityGroupRule type represents an abstract policy
type without any target requirements
  properties:
    description:
      type: string
      description: Human readable description of the security group rule.
      required: false
    direction:
      type: string
      description: The direction in which the security group rule is applied.
The direction of 'ingress' or 'egress' is specified against the associated CP.
I.e. 'ingress' means the packets entering a CP, while 'egress' means the packets
sent out of a CP.
      required: true
      constraints:
        - valid_values: [ ingress, egress ]
      default: ingress
    ether_type:
      type: string
      description: Indicates the protocol carried over the Ethernet layer.
      required: true
      constraints:
        - valid_values: [ ipv4, ipv6 ]
      default: ipv4
    protocol:
      type: string
      description: Indicates the protocol carried over the IP layer. Permitted
values include any protocol defined in the IANA protocol registry, e.g. TCP, UDP,
ICMP, etc.
      required: true
      constraints:

```

```

- valid_values: [ hopopt, icmp, igmp, ggp, ipv4, st, tcp, cbt, egp, igp,
bbn_rcc_mon, nvp_ii, pup, argus, emcon, xnet, chaos, udp, mux, dcn_meas, hmp, prm,
xns_idp, trunk_1, trunk_2, leaf_1, leaf_2, rdp, irtcp, iso_tp4, netblt, mfe_nsp,
merit_inp, dccp, 3pc, idpr, xtp, ddp, idpr_cmtp, tp++, il, ipv6, sdrp, ipv6_route,
ipv6_frag, idrp, rsvp, gre, dsr, bna, esp, ah, i_nlsp, swipe, narp, mobile, tlsp,
skip, ipv6_icmp, ipv6_no_nxt, ipv6_opts, cftp, sat_expak, kryptolan, rvd, ippc,
sat_mon, visa, ipcv, cpnx, cphb, wsn, pvp, br_sat_mon, sun_nd, wb_mon, wb_expak,
iso_ip, vmtp, secure_vmtp, vines, ttp, iptm, nsfnet_igp, dgp, tcf, eigrp, ospfigp,
sprite_rpc, larp, mtp, ax.25, ipip, micp, scc_sp, etherip, encap, gmtp, ifmp,
pnni, pim, aris, scps, qnx, a/n, ip_comp, snp, compaq_peer, ipx_in_ip, vrrp, pgm,
l2tp, ddx, iatp, stp, srp, uti, smp, sm, ptp, isis, fire, crtp, crudp, sscopmce,
iplt, sps, pipe, sctp, fc, rsvp_e2e_ignore, mobility, udp_lite, mpls_in_ip, manet,
hip, shim6, wesp, rohc ]
  default: tcp
  port_range_min:
    type: integer
    description: Indicates minimum port number in the range that is matched by
the security group rule. If a value is provided at design-time, this value may be
overridden at run-time based on other deployment requirements or constraints.
    required: true
    constraints:
      - greater_or_equal: 0
      - less_or_equal: 65535
    default: 0
  port_range_max:
    type: integer
    description: Indicates maximum port number in the range that is matched by
the security group rule. If a value is provided at design-time, this value may be
overridden at run-time based on other deployment requirements or constraints.
    required: true
    constraints:
      - greater_or_equal: 0
      - less_or_equal: 65535
    default: 65535

```

9.10.1.4 Additional Requirements

The design of security group rule follows a permissive model where all security group rules applied to a connection point are dealt with in an "OR" logic fashion, i.e. the traffic is allowed if it matches any security group rule applied to this connection point.

Annex A (informative): Examples

A.1 Deployment flavour design mapping

A.1.1 Introduction

This clause describes the main design principle for VNF/NS deployment flavour and the mapping between VNF/NS deployment flavour elements to TOSCA concept.

A.1.2 Design principle for VNF deployment flavour

Each Deployment flavour as specified in ETSI GS NFV-IFA 011 [1] describes a given deployment configuration of a VNF in terms of its internal topology and resource needs. Different deployment flavours can define different topologies of the same VNF, with different scalingAspect, different VDUs and different internal connectivity requirements. The idea of VNF deployment flavour as specified in [1] is that each deployment flavour describes the required vduProfiles and virtualLinkProfiles which are the additional instantiation data for the given VDUs and virtualLinks, once a specific deployment flavour has been chosen at the instantiation time, in order to successfully deploy the given VDUs and virtualLinks, the bindings between the VDU with the corresponding VduProfile and the virtualLinkDesc with the corresponding virtualLinkProfile are required.

To achieve the concept of deployment flavour by using TOSCA, the main design principle is to describe each deployment flavour as a standalone implementable TOSCA service template, and binding VDU and virtualLink with the corresponding VduProfile and virtualLinkProfile, respectively, together at the design time. Once a specific deployment flavour has been chosen at the instantiation time, the corresponding TOSCA service template will be used for deploying the VNF with the given deployment flavour.

Figure A.1.2-1 shows the general principle for a VNF deployment flavour design.

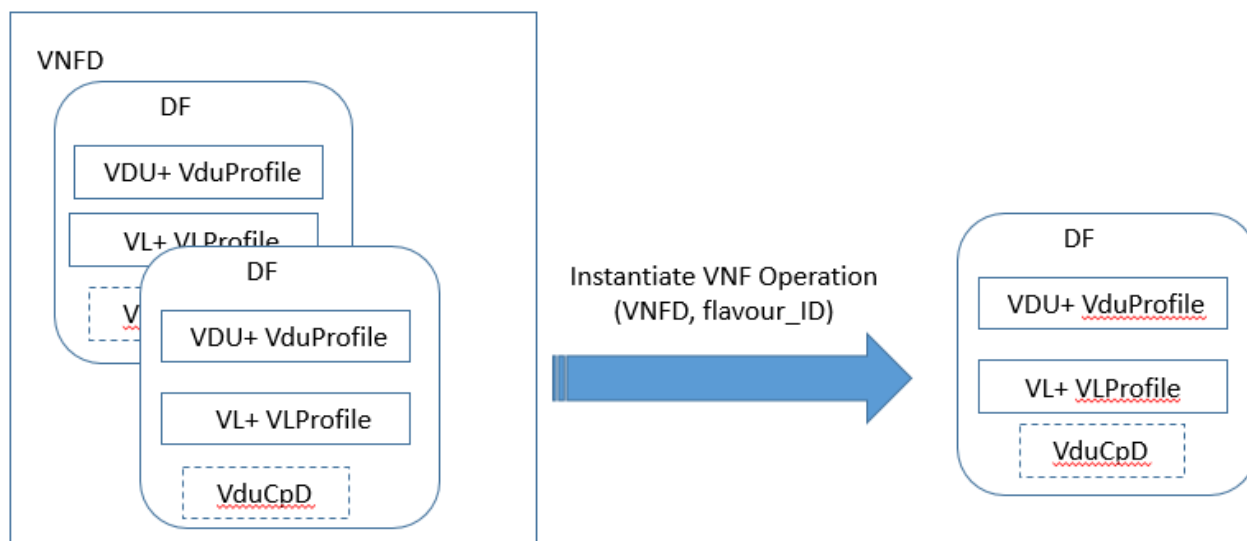


Figure A.1.2-1: General principle for a VNF deployment flavour design

A.1.3 Design principle for NS deployment flavour

The design principle for NSD deployment flavour is the same with the VNF deployment flavour design. Each NS deployment flavour is described as a standalone implementable TOSCA service template, the constituent VNF, virtualLink, nested NS and PNF is bound with the corresponding VnfProfile, VirtualLinkProfile, NsProfile and virtual_link requirements respectively together at the design time. Once a specific deployment flavour has been chosen at the instantiation time, the corresponding TOSCA service template will be used for deploying the NS with the given deployment flavour.

Figure A.1.3-1 shows the general principle for a NS deployment flavour design.

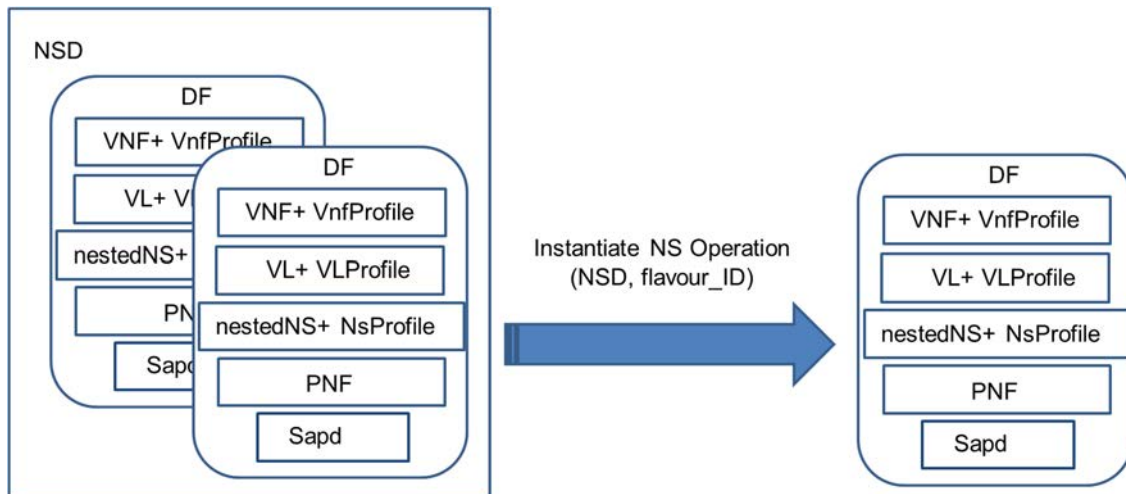


Figure A.1.3-1: General principle for a NS deployment flavour design

A.2 VNFD with deployment flavour modelling design example

Deployment flavours are represented as deployable TOSCA topology templates. This way one VNF service template represents one deployment flavour, and different deployment flavours are described by different VNF service templates. This is in line with the idea that different deployment flavours can define different topologies of the same VNF, with different scaling aspects, different VDUs and different internal connectivity.

In order to represent a VNF a top-level service template is used. This top-level service template contains a topology template with only an abstract VNF node which defines the common parts of the different deployment flavours (such as product information, modifiable attributes and parts of the lifecycle management interface definition). It also sets a constraint on the deployment flavour property (the required value of the flavour_id property); this constraint comes from the VNF instantiation request which contains a flavour_id selected among those available in the VNFD.

As a result, the VNFM will look into the available further service templates representing the different VNF deployment flavours of the VNF and use the one that has the matching flavour_id property value to substitute for the abstract VNF. These are the low-level service templates.

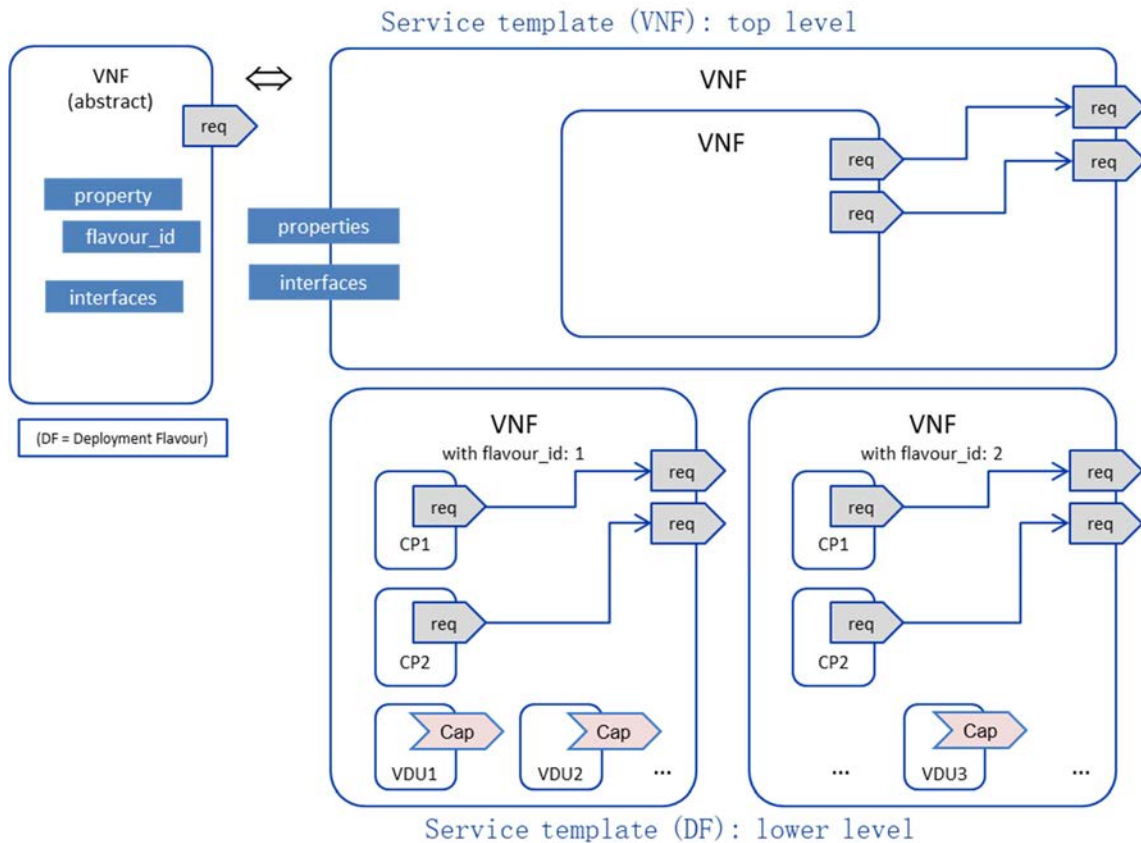


Figure A.2-1: VNFD overview with deployment flavour

A VNFD contains a TOSCA top-level Service Template as entry point in the VNF package and one or more TOSCA low-level Service templates representing the different deployment flavours (see figure A.2-1). The VNFD is interpreted by an NFVO or VNF manager. In this example, the templates describe two variants of the VNF each corresponding to a deployment flavour: a simple one and a complex one. The simple VNF consists of one server: a DB backend whereas, the complex VNF variant consists of minimum three DB backend servers and one serviceNode, which may be scaled out in one-size increments.

SunshineDB: VNFD-top level

sunshine.vnfd.tosca.yaml

```
tosca_definitions_version: tosca_simple_yaml_1_3

description: Relational database, non-scalable
imports:
  - etsi_nfv_sol001_vnfd_types.yaml # all of TOSCA VNFD types as defined in ETSI
  GS NFV-SOL 001
  - sunshineVNF.yaml # contains the VNF node type definition

topology_template:
  inputs:
    flavour_id:
      type: string
      description: VNF deployment flavour selected by the consumer. It is provided in
the API

  node_templates:
    SunshineDB:
      type: MyCompany.SunshineDB.1_0.1_0
      properties:
```

```

    flavour_id: { get_input: flavour_id }
  # requirements:
  #- virtual_link_backend # mapped in lower-level templates
  #- virtual_link_service # mapped in lower-level templates

```

The sunshineVNF.yaml file has the following content:

```

tosca_definitions_version: tosca_simple_yaml_1_3

description: Relational database, non-scalable

imports:
  - etsi_nfv_sol001_vnfd_types.yaml # all of TOSCA VNFD types as defined in ETSI
    GS NFV-SOL 001

data_types:
  MyCompany.datatypes.nfv.VnfInstantiateAdditionalParameters:
    derived_from: tosca.datatypes.nfv.VnfOperationAdditionalParameters
    properties:
      parameter_1:
        type: string
        required: true
        default: value_1
      parameter_2:
        type: string
        required: true
        default: value_2

node_types:
  MyCompany.SunshineDB.1_0.1_0:
    derived_from: tosca.nodes.nfv.VNF
    properties:
      descriptor_id:
        type: string
        constraints: [ equal: b1bb0ce7-ebca-4fa7-95ed-4840d70a1177 ]
        default: b1bb0ce7-ebca-4fa7-95ed-4840d70a1177
      provider:
        type: string
        constraints: [ equal: MyCompany ]
        default: MyCompany
      product_name:
        type: string
        constraints: [ equal: SunshineDB ]
        default: SunshineDB
      software_version:
        type: string
        constraints: [ equal: '1.0' ]
        default: '1.0'
      descriptor_version:
        type: string
        constraints: [ equal: '1.0' ]
        default: '1.0'
      flavour_id:
        type: string
        constraints: [ valid_values: [ simple, complex ] ]
        default: simple
      flavour_description:
        type: string
        default: "" #empty string

```



```

vnfm_info:
  type: list
  entry_schema:
    type: string
  constraints: [ valid_values: [ [ '0:MyCompany-1.0.0' ] ] ]
  default: [ '0:MyCompany-1.0.0' ]
requirements:
- virtual_link:
  capability: tosca.capabilities.nfv.VirtualLinkable
  relationship: tosca.relationships.nfv.VirtualLinksTo
  occurrences: [ 0, 0 ]
- virtual_link_backend:
  capability: tosca.capabilities.nfv.VirtualLinkable
  relationship: tosca.relationships.nfv.VirtualLinksTo
  occurrences: [ 0, 1 ]
- virtual_link_service:
  capability: tosca.capabilities.nfv.VirtualLinkable
  relationship: tosca.relationships.nfv.VirtualLinksTo
  occurrences: [ 0, 1 ]
interfaces:
  Vnflcm:
    type: tosca.interfaces.nfv.Vnflcm
    operations:
      instantiate:
        inputs:
          additional_parameters:
            type: MyCompany.datatypes.nfv.VnfInstantiateAdditionalParameters
            required: false

```

The vnf node template in the `sunshine.vnfd.tosca.yaml` file is abstract and is subject to substitution; the lower-level templates in the subsequent sections provide these substitutions. The actual lower-level template is selected based on the node type and a value constraint on the `flavour_id` property.

Each low level service template contains a node template of type `MyCompany.SunshineDB.1_0.1_0` with implementation of the LCM interfaces.

SunshineDB (simple): Lower level

This example illustrates one `Vdu.Compute` nodes (`dbBackend`) with two connection points and two virtual links (see figure A.2-2). The `flavour_id` is "Simple".

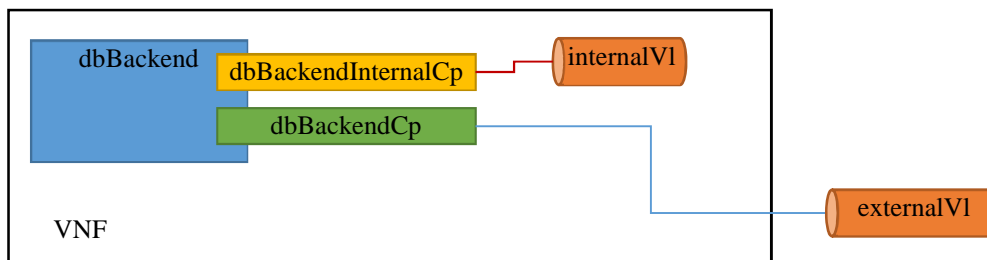


Figure A.2-2: SunshineDB (simple): Lower level

`sunshinedbsimple.vnfd.tosca.yaml`

```

tosca_definitions_version: tosca_simple_yaml_1_3
description: Relational database, simple
imports:

```

```

- etsi_nfv_sol001_vnfd_types.yaml # all of TOSCA VNFD types as defined in ETSI
GS NFV-SOL 001
- sunshineVNF.yaml # contains the VNF node type definition

node_types:
  MyCompany.nodes.nfv.Vdu.Aux:
    derived_from: tosca.nodes.nfv.Vdu.Compute
    properties:
      configurable_properties:
        type: MyCompany.datatypes.nfv.AuxVnfcConfigurableProperties
        required: false

data_types:
  MyCompany.datatypes.nfv.AuxVnfcConfigurableProperties:
    derived_from: tosca.datatypes.nfv.VnfcConfigurableProperties
    properties:
      additional_vnfc_configurable_properties:
        type: MyCompany.datatypes.nfv.AuxVnfcAdditionalConfigurableProperties
        required: true

  MyCompany.datatypes.nfv.AuxVnfcAdditionalConfigurableProperties:
    derived_from: tosca.datatypes.nfv.VnfcAdditionalConfigurableProperties
    properties:
      name_prefix_in_vim:
        type: string
        required: true
        default: "MyCustomer"
      dns_server:
        type: string
        required: true
        default: "90.200.250.57"

topology_template:
  substitution_mappings:
    node_type: MyCompany.SunshineDB.1_0.1_0
    substitution_filter:
      properties:
        - flavour_id: { equal: simple }
    requirements:
      virtual_link_backend: [ dbBackendCp, virtual_link ] # IPv4 for SQL

node_templates:
  SunshineDB:
    type: MyCompany.SunshineDB.1_0.1_0
    properties:
      flavour_description: A simple flavour
    interfaces:
      Vnflcm:
        operations:
          instantiate:
            implementation: instantiate.workbook.mistral.yaml
          terminate:
            implementation: terminate.workbook.mistral.yaml

  dbBackend:
    type: MyCompany.nodes.nfv.Vdu.Aux
    properties:
      name: dbBackend
      description: dbBackend compute node
      nfvi_constraints:
        key_1: value_1

```

```

    key_2: value_2
  vdu_profile:
    min_number_of_instances: 1
    max_number_of_instances: 1
  capabilities:
    virtual_compute:
      properties:
        virtual_memory:
          virtual_mem_size: 8192 MiB
        virtual_cpu:
          cpu_architecture: x86
          num_virtual_cpu: 2
          virtual_cpu_clock: 1800 MHz
  requirements:
    - virtual_storage: mariaDbStorage

mariaDbStorage:
  type: toasca.nodes.nfv.Vdu.VirtualBlockStorage
  properties:
    virtual_block_storage_data:
      size_of_storage: 100 GB
      rdma_enabled: true
# ..
artifacts:
  sw_image:
    type: toasca.artifacts.nfv.SwImage
    file: maria.db.image.v1.0.qcow2
    properties:
      name: Software of Maria Db
      version: '1.0'
      checksum:
        algorithm: sha-256
        hash: b9c3036539fd7a5f87a1bf38eb05fdde8b556a1a7e664dbeda90ed3cd74b4f9d
      container_format: bare
      disk_format: qcow2
      min_disk: 2 GB
      min_ram: 8192 MiB
      size: 2 GB
      operating_system: Linux
      supported_virtualisation_environments:
        - KVM

dbBackendCp:
  type: toasca.nodes.nfv.VduCp
  properties:
    layer_protocols: [ ipv4 ]
    role: leaf
    description: External connection point to access the DB on IPv4
    protocol: [ associated_layer_protocol: ipv4 ]
    trunk_mode: false
  requirements:
    - virtual_binding: dbBackend
    # - virtual_link: # the target node is determined in the NSD

dbBackendInternalCp:
  type: toasca.nodes.nfv.VduCp
  properties:
    layer_protocols: [ ipv4 ]
    role: leaf
    description: Internal connection point on an VL
    protocol: [ associated_layer_protocol: ipv4 ]
    trunk_mode: false

```

```

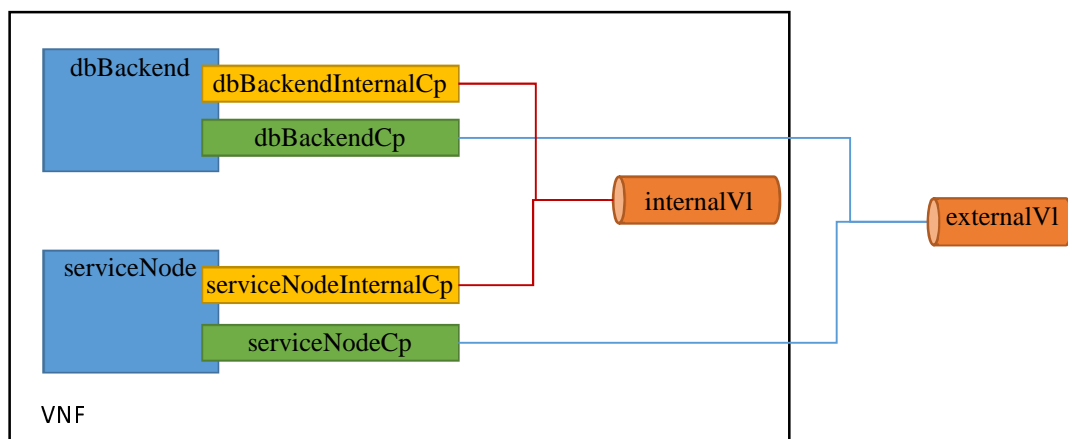
requirements:
  - virtual_binding: dbBackend
  - virtual_link: internalVl

internalVl:
  type: toasca.nodes.nfv.VnfVirtualLink
  properties:
    connectivity_type:
      layer_protocols: [ ipv4 ]
      flow_pattern: mesh
    description: Internal Virtual link in the VNF
    vl_profile:
      max_bitrate_requirements:
        root: 100000
        leaf: 20000
      min_bitrate_requirements:
        root: 10000
        leaf: 10000

```

SunshineDB (complex): Lower level

This example illustrates two Vdu.Compute nodes (dbBackend and serviceNode) with two connection points and two virtual links (see figure A.2-3). The flavour_id is "complex".



NOTE: The single external VL above illustrates that both serviceNodeCp and dbBackendCp are connected to the same external VL. Alternatively, external connection points can be connected to separate external VLs.

Figure A.2-3: SunshineDB (complex): Lower level

sunshinedbcomplex.vnfd.tosca.yaml

```

tosca_definitions_version: toasca_simple_yaml_1_3

description: Relational database, complex
imports:
  - etsi_nfv_sol001_vnfd_types.yaml # all of TOSCA VNFD types as defined in ETSI
    GS NFV-SOL 001
  - sunshineVNF.yaml # contains the VNF node type definition

node_types:
  MyCompany.nodes.nfv.Vdu.Aux:
    derived_from: toasca.nodes.nfv.Vdu.Compute
    properties:

```

```

    configurable_properties:
      type: MyCompany.datatypes.nfv.AuxVnfcConfigurableProperties
      required: false

data_types:
  MyCompany.datatypes.nfv.AuxVnfcConfigurableProperties:
    derived_from: tosca.datatypes.nfv.VnfcConfigurableProperties
    properties:
      additional_vnfc_configurable_properties:
        type: MyCompany.datatypes.nfv.AuxVnfcAdditionalConfigurableProperties
        required: true

  MyCompany.datatypes.nfv.AuxVnfcAdditionalConfigurableProperties:
    derived_from: tosca.datatypes.nfv.VnfcAdditionalConfigurableProperties
    properties:
      name_prefix_in_vim:
        type: string
        required: true
        default: "MyCustomer"
      dns_server:
        type: string
        required: true
        default: "90.200.250.57"

topology_template:
  substitution_mappings:
    node_type: MyCompany.SunshineDB.1_0.1_0
    substitution_filter:
      properties:
        - flavour_id: { equal: complex }
    requirements:
      virtual_link_backend: [ dbBackendCp, virtual_link ] # IPv4 for SQL
      virtual_link_service: [ serviceNodeCp, virtual_link ] # IPv4 for SSH

node_templates:
  SunshineDB:
    type: MyCompany.SunshineDB.1_0.1_0
    properties:
      flavour_id : complex
      flavour_description: A complex flavour
    interfaces:
      Vnflcm:
        operations:
          instantiate:
            implementation: instantiate.workbook.mistral.yaml
          terminate:
            implementation: terminate.workbook.mistral.yaml
          heal:
            implementation: heal.workbook.mistral.yaml

  dbBackend:
    type: MyCompany.nodes.nfv.Vdu.Aux
    properties:
      name: dbBackend
      description: dbBackend compute node
      nfvi_constraints:
        key_1: value_1
        key_2: value_2
      vdu_profile:
        min_number_of_instances: 3
        max_number_of_instances: 4

```

```

capabilities:
  virtual_compute:
    properties:
      virtual_memory:
        virtual_mem_size: 8192 MiB
      virtual_cpu:
        cpu_architecture: x86
        num_virtual_cpu: 2
        virtual_cpu_clock: 1800 MHz
  requirements:
    - virtual_storage: mariaDbStorage

serviceName:
  type: toasca.nodes.nfv.Vdu.Compute
  properties:
    name: serviceName
    description: brief description about serviceName
    nfvi_constraints:
      key_3: value_3
      key_4: value_4
    vdu_profile:
      min_number_of_instances: 1
      max_number_of_instances: 1
  capabilities:
    virtual_compute:
      properties:
        virtual_memory:
          virtual_mem_size: 8192 MiB
        virtual_cpu:
          cpu_architecture: x86
          num_virtual_cpu: 2
          virtual_cpu_clock: 1800 MHz
  requirements:
    - virtual_storage: mariaDbStorage
artifacts:
  sw_image:
    type: toasca.artifacts.nfv.SwImage
    file: maria.db.image.v1.0.qcow2
    properties:
      name: Software of Maria Db
      version: '1.0'
      checksum:
        algorithm: sha-256
        hash: b9c3036539fd7a5f87a1bf38eb05fdde8b556a1a7e664dbeda90ed3cd74b4f9d
      container_format: bare
      disk_format: qcow2
      min_ram: 8192 MiB
      size: 2 GB
      operating_system: Linux
      supported_virtualisation_environments:
        - KVM

mariaDbStorage:
  type: toasca.nodes.nfv.Vdu.VirtualBlockStorage
  properties:
    virtual_block_storage_data:
      size_of_storage: 100 GB
      rdma_enabled: true

artifacts:
  sw_image:

```

```
type: toasca.artifacts.nfv.SwImage
file: maria.db.image.v1.0.qcow2
properties:
  name: Software of Maria Db
  version: '1.0'
  checksum:
    algorithm: sha-256
    hash: b9c3036539fd7a5f87a1bf38eb05fdde8b556a1a7e664dbeda90ed3cd74b4f9d
  container_format: bare
  disk_format: qcow2
  min_disk: 2 GB
  min_ram: 8192 MiB
  size: 2 GB
  operating_system: Linux
  supported_virtualisation_environments:
    - KVM

dbBackendCp:
type: toasca.nodes.nfv.VduCp
properties:
  layer_protocols: [ ipv4 ]
  role: leaf
  description: External connection point to access the DB on IPv4
  protocol: [ associated_layer_protocol: ipv4 ]
  trunk_mode: false
requirements:
  - virtual_binding: dbBackend
  #- virtual_link: # the target node is determined in the NSD

dbBackendInternalCp:
type: toasca.nodes.nfv.VduCp
properties:
  layer_protocols: [ ipv4 ]
  role: leaf
  description: Internal connection point on an VL
  protocol: [ associated_layer_protocol: ipv4 ]
  trunk_mode: false
requirements:
  - virtual_binding: dbBackend
  - virtual_link: internalVL

serviceNodeCp:
type: toasca.nodes.nfv.VduCp
properties:
  layer_protocols: [ ipv4 ]
  role: leaf
  description: External connection point to access the DB on IPv4
  protocol: [ associated_layer_protocol: ipv4 ]
  trunk_mode: false
requirements:
  - virtual_binding: serviceNode
  #- virtual_link: # the target node is determined in the NSD

serviceNodeInternalCp:
type: toasca.nodes.nfv.VduCp
properties:
  layer_protocols: [ ipv4 ]
  role: leaf
  description: Internal connection point on VL
  protocol: [ associated_layer_protocol: ipv4 ]
  trunk_mode: false
```

```

requirements:
  - virtual_binding: serviceNode
  - virtual_link: internalVL

internalVL:
  type: toasca.nodes.nfv.VnfVirtualLink
  properties:
    connectivity_type:
      layer_protocols: [ ipv4 ]
      flow_pattern: mesh
    description: Internal VL
    vl_profile:
      max_bitrate_requirements:
        root: 100000
        leaf: 20000
      min_bitrate_requirements:
        root: 10000
        leaf: 10000

```

A.3 VNF external connection point

A.3.1 General

A VNF external connection point may either be an internal connection point (a VDU connection point) which is re-exposed externally, i.e. it may be connected to an external virtual link, or a virtual link port. In the latter case the external connection point node has an association relationship of type `VirtualLinksTo` to the internal virtual link node.

The following clauses illustrate the use of both models of VNF external connection point, re-exposure of an internal connection point and connected to an internal virtual link.

A.3.2 External connection point re-exposing an internal connection point

In this case there is no need for a `VnfExtCp` node template. When substituting the VNFD low level service template for the abstract VNF node, the `virtual_link` requirement of the abstract VNF node is mapped to the VDU connection point's `virtual_link` requirement. This is shown in figure A.3.2-1. In this case the VNF Service Template does not include a node template of type `tosca.nodes.nfv.VnfExtCp`, but the functionality of it is provided by a VDU connection point.

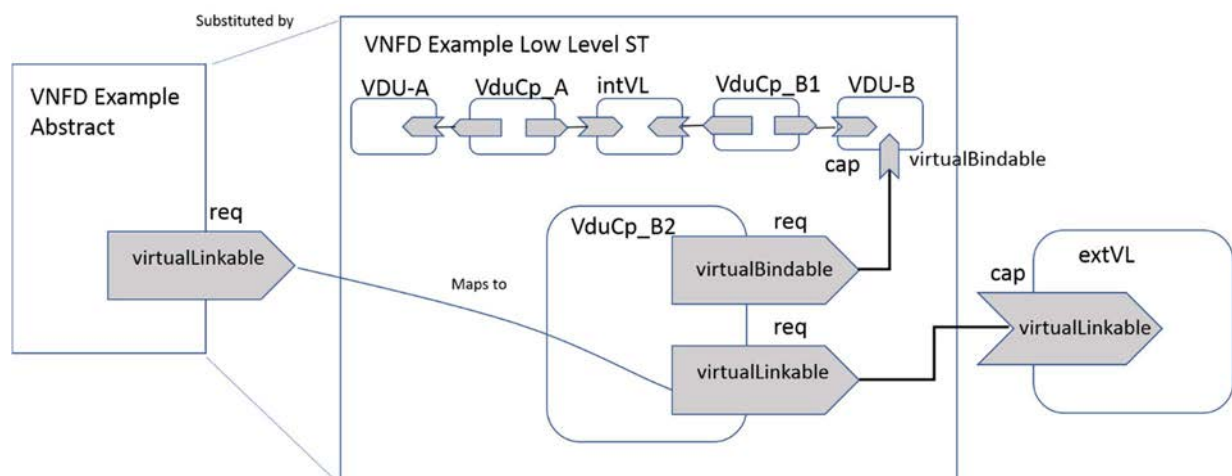


Figure A.3.2-1: VNFD with an VDU connection point acting as `VnfExtCp`

The following snippet shows the relevant part of the service template:

```
tosca_definitions_version: tosca_simple_yaml_1_3
imports:
- etsi_nfv_sol001_vnfd_types.yaml # all of TOSCA VNFD types as defined in ETSI
GS NFV-SOL 001
- exampleVNF.yaml # contains the VNF node type definition

topology_template:
#...

substitution_mappings:
  node_type: tosca.nodes.nfv.exampleVNF
  substitution_filter:
    properties:
      - flavour_id: { equal: simple }
  requirements:
    virtual_link: [vduCp_B2, virtual_link]

node_templates:
#..
ExampleVNF:
  type: tosca.nodes.nfv.exampleVNF
  properties:
    flavour_description: A simple flavour
  interfaces:
    Vnflcm:
      operations:
        instantiate:
          implementation: instantiate.workbook.mistral.yaml
        terminate:
          implementation: terminate.workbook.mistral.yaml

vduCp_B2:
  type: tosca.nodes.nfv.VduCp
  properties:
    layer_protocols: [ ipv4 ]
  # other properties omitted for brevity
  requirements:
    - virtual_binding: VDU-B
    # - virtual_link: # mapped to virtual_link requirement of VNF node

# other node template definitions (VDU-A, VDU-B, intVL, etc.):
VDU-A:
  type: tosca.nodes.nfv.Vdu.Compute
  properties:
    name: VDU-A
    description: VDU-A description
    vdu_profile:
      min_number_of_instances: 1
      max_number_of_instances: 1
  capabilities:
    virtual_compute:
      properties:
        virtual_memory:
          virtual_mem_size: 1 GB
```

```
    virtual_cpu:
      num_virtual_cpu: 1

vduCp_A:
  type: toasca.nodes.nfv.VduCp
  properties:
    layer_protocols: [ ipv4 ]
    protocol: [ associated_layer_protocol: ipv4 ]
    trunk_mode: true
  requirements:
    - virtual_binding: VDU-A
    - virtual_link: intVL

intVL:
  type: toasca.nodes.nfv.VnfVirtualLink
  properties:
    connectivity_type:
      layer_protocols: [ ipv4 ]
    vl_profile:
      max_bitrate_requirements:
        root: 1000000
        leaf: 100000
      min_bitrate_requirements:
        root: 100000
        leaf: 10000

vduCp_B:
  type: toasca.nodes.nfv.VduCp
  properties:
    layer_protocols: [ ipv4 ]
    protocol: [ associated_layer_protocol: ipv4 ]
    trunk_mode: true
  requirements:
    - virtual_binding: VDU-B
    - virtual_link: intVL

VDU-B:
  type: toasca.nodes.nfv.Vdu.Compute
  properties:
    name: VDU-B
    description: VDU-B description
    vdu_profile:
      min_number_of_instances: 1
      max_number_of_instances: 1
  capabilities:
    virtual_compute:
      properties:
        virtual_memory:
          virtual_mem_size: 1 GB
        virtual_cpu:
          num_virtual_cpu: 1
```

The following snippet shows the relevant part of the file containing the imported node type definition:

exampleVNF.yaml

```
tosca_definitions_version: tosca_simple_yaml_1_3
imports:
  - etsi_nfv_sol001_vnfd_types.yaml # all of TOSCA VNFD types as defined in ETSI
    GS NFV-SOL 001
node_types:
  tosca.nodes.nfv.exampleVNF:
    derived_from: tosca.nodes.nfv.VNF
    properties:
      descriptor_id:
        type: string
        constraints: [ equal: b1bb0ce7-ebca-4fa7-95ed-4840d70a1177 ]
        default: b1bb0ce7-ebca-4fa7-95ed-4840d70a1177
      provider:
        type: string
        constraints: [ equal: MyCompany ]
        default: MyCompany
      product_name:
        type: string
        constraints: [ equal: ExampleVNF ]
        default: ExampleVNF
      software_version:
        type: string
        constraints: [ equal: '1.0' ]
        default: '1.0'
      descriptor_version:
        type: string
        constraints: [ equal: '1.0' ]
        default: '1.0'
      flavour_id:
        type: string
        constraints: [ valid_values: [ simple, complex ] ]
        default: simple
      flavour_description:
        type: string
        default: "" #empty string
      vnf_info:
        type: list
        entry_schema:
          type: string
          constraints: [ valid_values: [ [ '0:MyCompany-1.0.0' ] ] ]
          default: [ '0:MyCompany-1.0.0' ]
    # other properties omitted for brevity
  requirements:
    - virtual_link:
        capability: tosca.capabilities.nfv.VirtualLinkable
        relationship: tosca.relationships.nfv.VirtualLinksTo
```

A.3.3 External connection point connected to an internal virtual link

In this case a VnfExtCp node template is needed. When substituting the VNFD low level service template for the abstract VNF node type, the virtual_link requirement of the abstract VNF node maps to the external_virtual_link requirement of the VnfExtCp node. The internal_virtual_link requirement of the VnfExtCp node is fulfilled with the corresponding capability of the internal VirtualLink node. This is shown in figure A.3.3-1.

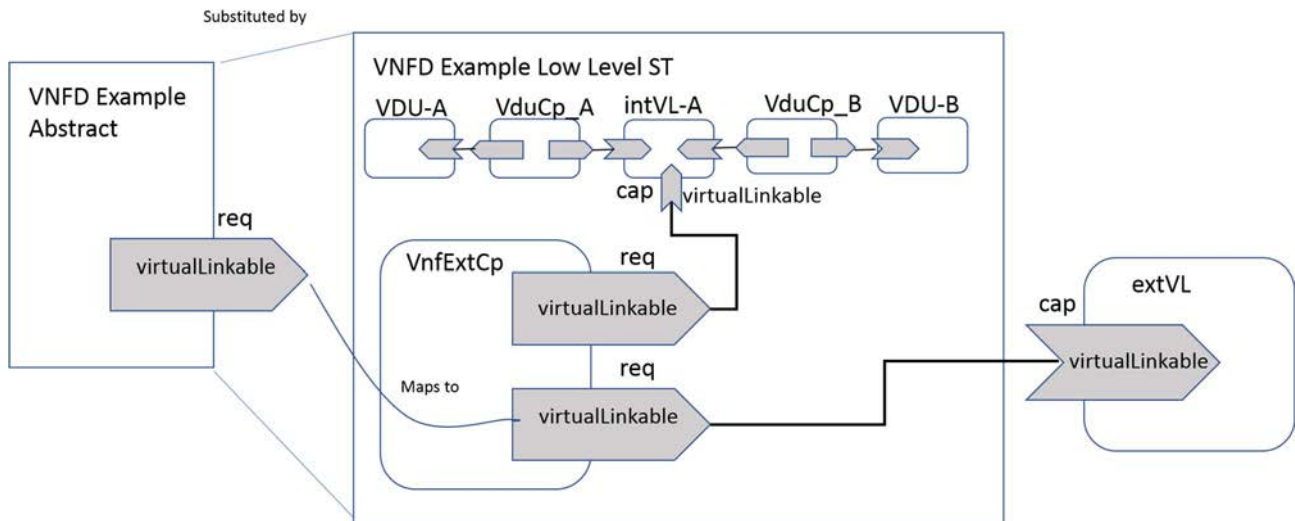


Figure A.3.3-1: VNFD with a VnfExtCp connected to an internal virtual link

The following snippet shows the corresponding node template definition.

The node type definition is assumed to be identical to the example in clause A.3.2.

```
tosca_definitions_version: tosca_simple_yaml_1_3
imports:
- etsi_nfv_sol001_vnfd_types.yaml # all of TOSCA VNFD types as defined in ETSI
GS NFV-SOL 001
- exampleVNF.yaml # contains the VNF node type definition

topology_template:
#...

substitution_mappings:
node_type: tosca.nodes.nfv.exampleVNF
substitution_filter:
properties:
- flavour_id: { equal: simple }
requirements:
virtual_link: [myMRFExtCp, external_virtual_link]

node_templates:
ExampleVNF:
type: tosca.nodes.nfv.exampleVNF
properties:
flavour_description: A simple flavour
interfaces:
Vnflcm:
operations:
instantiate:
implementation: instantiate.workbook.mistral.yaml
terminate:
implementation: terminate.workbook.mistral.yaml

myMRFExtCp:
type: tosca.nodes.nfv.VnfExtCp
properties:
layer_protocols: [ ipv4 ]
# other properties omitted for brevity
# ...
```

```

requirements:
  # - external_virtual_link: # mapped to virtual_link requirement of VNF node
  - internal_virtual_link: intVL-A

```

```

intVL-A:
  type: tosca.nodes.nfv.VnfVirtualLink
  properties:
    connectivity_type:
      layer_protocols: [ ipv4 ]
      flow_pattern: mesh
    description: Internal VL
  vl_profile:
    max_bitrate_requirements:
      root: 1000000
      leaf: 100000
    min_bitrate_requirements:
      root: 100000
      leaf: 10000
  qos:
    latency: 100 ms
    packet_delay_variation: 80 ms
    packet_loss_ratio: 0.00001

```

```

# Other node templates e.g. VDU-A, VDU-B, VduCP_A, etc.:

```

```

# ...

```

A.4 VNFD modelling design example by using TOSCA composition

The following example in figure A.4-1 shows a VNFD which contains three VDUs, which are interconnected by two virtualLinks.

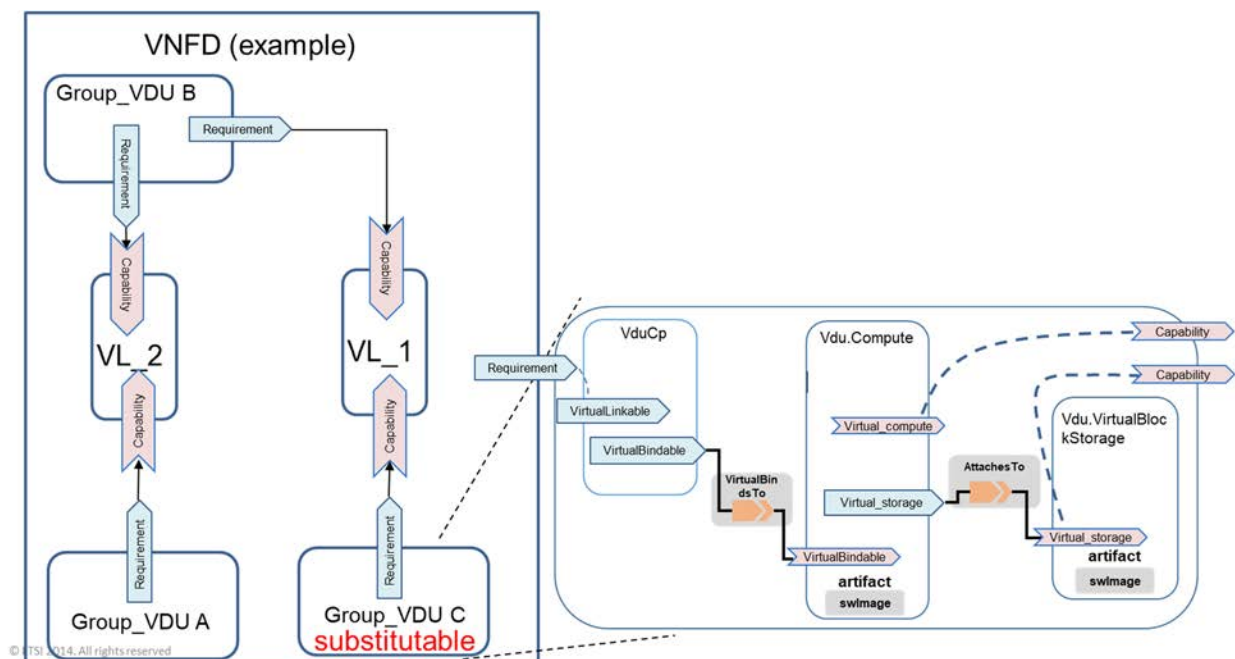


Figure A.4-1: Example of using substitution mapping for the VNFD design

In this example, a separate service template is used to describe the composition of Vdu.Compute, Vdu.VirtualBlockStorage and VduCp, and then substituted as a node template in a VNFD service template. `tosca.nodes.nfv.groupVDU_A`, `tosca.nodes.nfv.groupVDU_B`, `tosca.nodes.nfv.groupVDU_C` types are used for `substitution_mapping`.

```
tosca_definitions_version: toska_simple_yaml_1_3
description: Template of a VNFD example
imports:
- etsi_nfv_sol001_vnfd_types.yaml # all of TOSCA VNFD types as defined in ETSI
  GS NFV-SOL 001
- MyGroups.yaml #contains the node types definitions

topology_template:

node_templates:
  Group_VDU_A:
    type: toska.nodes.nfv.groupVDU_A
    capabilities:
      virtual_compute:
        properties:
          virtual_memory:
            virtual_mem_size: 1 GB
          virtual_cpu:
            num_virtual_cpu: 1
    requirements:
      - virtual_link: VL_2

  Group_VDU_B:
    type: toska.nodes.nfv.groupVDU_B
    capabilities:
      virtual_compute:
        properties:
          virtual_memory:
            virtual_mem_size: 1 GB
          virtual_cpu:
            num_virtual_cpu: 1
    requirements:
      - virtual_link: VL_2
      - virtual_link1: VL_1

  Group_VDU_C:
    type: toska.nodes.nfv.groupVDU_C # the description of this type is described
                                     # in another service template.
    capabilities:
      virtual_compute:
        properties:
          virtual_memory:
            virtual_mem_size: 1 GB
          virtual_cpu:
            num_virtual_cpu: 1
    requirements:
      - virtual_link: VL_1

  VL_1:
    type: toska.nodes.nfv.VnfVirtualLink
    properties:
      connectivity_type:
        layer_protocols: [ ipv4 ]
      vl_profile:
        max_bitrate_requirements:
```

```

    root: 100000
    leaf: 100000
    min_bitrate_requirements:
      root: 100000
      leaf: 10000
    # other properties omitted here for brevity

VL_2:
  type: tosca.nodes.nfv.VnfVirtualLink
  properties:
    connectivity_type:
      layer_protocols: [ ipv4 ]
    vl_profile:
      max_bitrate_requirements:
        root: 100000
        leaf: 100000
      min_bitrate_requirements:
        root: 100000
        leaf: 10000
    # other properties omitted here for brevity

```

The TOSCA service template example of Group_VDU C is shown in figure A.4-2.

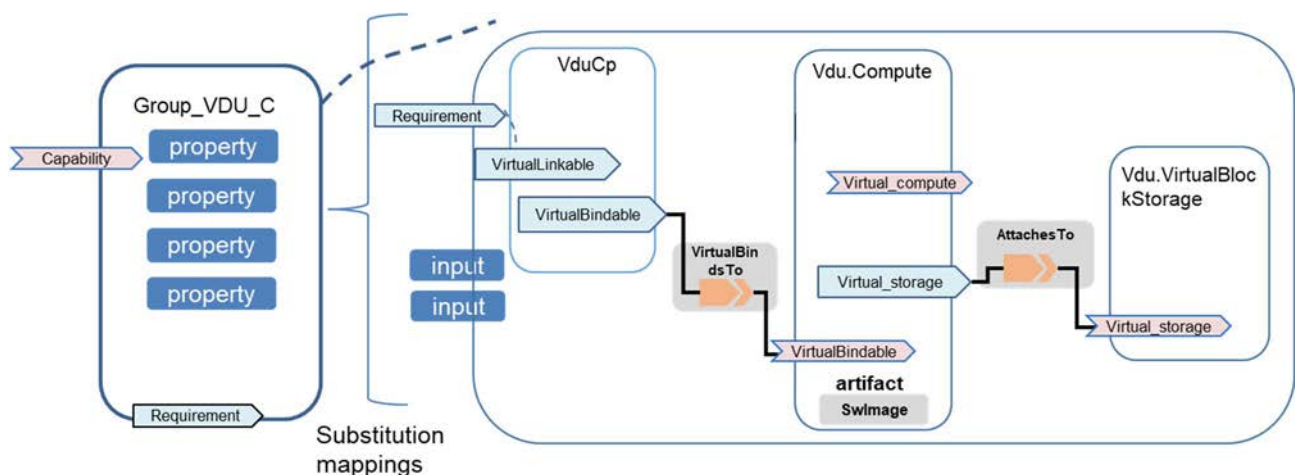


Figure A.4-2: Example of composition Vdu.Compute, Vdu.VirtualBlockStorage and VduCp together using TOSCA substitution mapping

```

tosca_definitions_version: tosca_simple_yaml_1_3

imports:
- etsi_nfv_sol001_vnfd_types.yaml # all of TOSCA VNFD types as defined in ETSI
  GS NFV-SOL 001
- MyGroups.yaml #contains the node types definitions
description: composition of Vdu.Compute, Vdu.VirtualBlockStorage and VduCp.

topology_template:
  substitution_mappings:
    node_type: tosca.nodes.nfv.groupVDU_C # substituted as a node type
  requirements:
    virtual_link: [ internalCpd, virtual_link ]
  capabilities:
    virtual_compute: [ vduC_compute, virtual_compute ]
    virtual_storage: [ vduC_storage, virtual_storage ]

  node_templates:
    vduC_compute:

```

```

type: toska.nodes.nfv.Vdu.Compute
properties:
  name: vduC_compute
  description: vduC_compute ..
  vdu_profile:
    min_number_of_instances: 1
    max_number_of_instances: 1
  # other properties omitted here for brevity
capabilities:
  virtual_compute:
    properties:
      virtual_memory:
        virtual_mem_size: 1 GB
      virtual_cpu:
        num_virtual_cpu: 1
# artifacts:
#   sw_image:          # omitted here for brevity
requirements:
  - virtual_storage: vduC_storage

vduC_storage:
type: toska.nodes.nfv.Vdu.VirtualBlockStorage
properties:
  virtual_block_storage_data:
    size_of_storage: 2 GB
  # other properties omitted here for brevity

internalCpd:
type: toska.nodes.nfv.VduCp
properties:
  layer_protocols: [ ipv4 ]
#   protocol: [ associated_layer_protocol: ipv4 ]
#   trunk_mode: false
# properties omitted here for brevity
requirements:
  # - virtual_link:
  - virtual_binding: vduC_compute

```

The following template fragment provides the group definitions used in the above examples.

MyGroups.yaml

```

tosca_definitions_version: toska_simple_yaml_1_3
imports:
  - etsi_nfv_sol001_vnfd_types.yaml # all of VNFD types as defined in NFV SOL 001 GS

node_types:

tosca.nodes.nfv.groupVDU:
description: Abstract group VDU.
derived_from: toska.nodes.Root
capabilities:
  virtual_compute:
description: Describes virtual compute resources capabilities.
type: toska.capabilities.nfv.VirtualCompute
  virtual_storage:
description: Defines the capabilities of virtual_storage.
type: toska.capabilities.nfv.VirtualStorage
requirements:
  - virtual_link:

```



```

capability: tosca.capabilities.nfv.VirtualLinkable
relationship: tosca.relationships.nfv.VirtualLinksTo
node: tosca.nodes.nfv.VnfVirtualLink
occurrences: [ 1, 1 ]

```

```

tosca.nodes.nfv.groupVDU_A:
  description: Abstract group VDU A.
  derived_from: tosca.nodes.nfv.groupVDU

```

```

tosca.nodes.nfv.groupVDU_B:
  description: Abstract group VDU B.
  derived_from: tosca.nodes.nfv.groupVDU
  requirements:
    - virtual_link1:
        capability: tosca.capabilities.nfv.VirtualLinkable
        relationship: tosca.relationships.nfv.VirtualLinksTo
        node: tosca.nodes.nfv.VnfVirtualLink
        occurrences: [ 1, 1 ]

```

```

tosca.nodes.nfv.groupVDU_C:
  description: Abstract group VDU C.
  derived_from: tosca.nodes.nfv.groupVDU

```

A.5 VNFD with Single deployment flavour modelling design example

In this example, there is one deployment flavour applied to this VNFD, and TOSCA-Simple-Profile-YAML-v1.3 [20] is used for designing and processing this VNFD TOSCA model.

The one service template design illustrated by this example is only applicable when the VNF has only one deployment flavour.

The service template is the main entry point in the VNF Package, i.e. the Entry-definitions file, and is deployed as a stand-alone service template, i.e. without substituting for a node template. However, the service template still contains `substitution_mappings` to indicate its ability to substitute for a node template of the specific node type.

The service template contains a node template of type `MyCompany.SunshineDB.1_0.1_0`. The node template contains the properties defined in the node type definition and implementations for the LCM interfaces.

sunshinesimple.vnfd.tosca.yaml

This example illustrates a VNF with one VDU.Compute nodes (`dbBackend`) with two VDU connection points and one VNF virtual link (see figure A.5-1). The VNF is also connected to an external virtual link. The `flavour_id` is "simple".

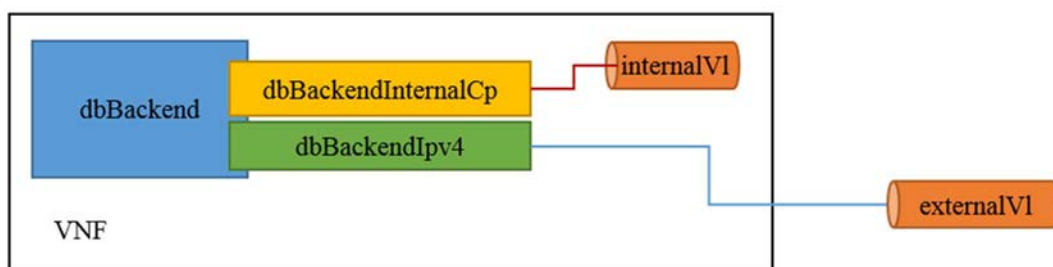


Figure A.5-1: SunshineDB (simple)

```

tosca_definitions_version: tosca_simple_yaml_1_3

description: Relational database, simple

imports:
  - etsi_nfv_sol001_vnfd_types.yaml # all of TOSCA VNFD types as defined in ETSI
    GS NFV-SOL 001 for a VNFD

data_types:
  MyCompany.datatypes.nfv.VnfInstantiateAdditionalParameters:
    derived_from: tosca.datatypes.nfv.VnfOperationAdditionalParameters
    properties:
      segmentation_id_of_internalVl:
        type: string
        required: true
        default: 1-4095
      parameter_2:
        type: string
        required: true
        default: value_2

  MyCompany.datatypes.nfv.AuxVnfcConfigurableProperties:
    derived_from: tosca.datatypes.nfv.VnfcConfigurableProperties
    properties:
      additional_vnfc_configurable_properties:
        type: MyCompany.datatypes.nfv.AuxVnfcAdditionalConfigurableProperties
        required: true

  MyCompany.datatypes.nfv.AuxVnfcAdditionalConfigurableProperties:
    derived_from: tosca.datatypes.nfv.VnfcAdditionalConfigurableProperties
    properties:
      name_prefix_in_vim:
        type: string
        required: true
        default: "MyCustomer"
      dns_server:
        type: string
        required: true
        default: "90.200.250.57"

node_types:
  MyCompany.SunshineDB.1_0.1_0:
    derived_from: tosca.nodes.nfv.VNF
    properties:
      descriptor_id:
        type: string
        constraints: [ equal: b1bb0ce7-ebca-4fa7-95ed-4840d70a1177 ]
        default: b1bb0ce7-ebca-4fa7-95ed-4840d70a1177
      provider:
        type: string
        constraints: [ equal: MyCompany ]
        default: MyCompany
      product_name:
        type: string
        constraints: [ equal: SunshineDB ]
        default: SunshineDB
      software_version:
        type: string
        constraints: [ equal: '1.0' ]
        default: '1.0'
      descriptor_version:

```

```

    type: string
    constraints: [ equal: '1.0' ]
    default: '1.0'
  flavour_id:
    type: string
    constraints: [ equal: simple ]
    default: simple
  flavour_description:
    type: string
    default: ""
  vnfm_info:
    type: list
    entry_schema:
      type: string
    constraints: [ valid_values: [ [ '0:MyCompany-1.0.0' ] ] ]
    default: [ '0:MyCompany-1.0.0' ]
  interfaces:
    Vnflcm:
      type: tosca.interfaces.nfv.Vnflcm
      operations:
        instantiate:
          inputs:
            additional_parameters:
              type: MyCompany.datatypes.nfv.VnfInstantiateAdditionalParameters
              required: false
          #terminate:

MyCompany.nodes.nfv.Vdu.Aux:
  derived_from: tosca.nodes.nfv.Vdu.Compute
  properties:
    configurable_properties:
      type: MyCompany.datatypes.nfv.AuxVnfcConfigurableProperties
      required: false

topology_template:
  substitution_mappings:
    node_type: MyCompany.SunshineDB.1_0.1_0
  requirements:
    virtual_link: [ dbBackendIpv4, virtual_link ] # IPv4 for SQL

  inputs:
    segmentation_id_of_internalVl:
      type: string
      required: true

  node_templates:
    SunshineDB:
      type: MyCompany.SunshineDB.1_0.1_0
      properties:
        flavour_description: 'vnf simple flavour description'
      interfaces:
        Vnflcm:
          operations:
            instantiate:
              implementation: instantiate.workbook.mistral.yaml
            terminate:
              implementation: terminate.workbook.mistral.yaml

```

```
    heal:
      implementation: heal.workbook.mistral.yaml

dbBackend:
  type: MyCompany.nodes.nfv.Vdu.Aux
  properties:
    name: dbbackend
    description: dbBackend
    nfvi_constraints:
      key_1: value_1
      key_2: value_2
    vdu_profile:
      min_number_of_instances: 1
      max_number_of_instances: 4
  capabilities:
    virtual_compute:
      properties:
        virtual_memory:
          virtual_mem_size: 8192 MiB
        virtual_cpu:
          cpu_architecture: x86
          num_virtual_cpu: 2
          virtual_cpu_clock: 1800 MHz
  requirements:
    - virtual_storage: mariaDbStorage

mariaDbStorage:
  type: tosca.nodes.nfv.Vdu.VirtualBlockStorage
  properties:
    virtual_block_storage_data:
      size_of_storage: '200 GB'
      rdma_enabled: true
  artifacts:
    sw_image:
      type: tosca.artifacts.nfv.SwImage
      file: maria.db.image.v1.0.qcow2
      properties:
        name: Software of Maria Db
        version: '1.0'
        checksum:
          algorithm: sha-256
          hash: b9c3036539fd7a5f87a1bf38eb05fdde8b556a1a7e664dbeda90ed3cd74b4f9d
        container_format: bare
        disk_format: qcow2
        min_disk: 2 GB
        min_ram: 8192 MiB
        size: 2 GB
        operating_system: Linux
        supported_virtualisation_environments:
          - KVM

dbBackendInternalCp:
  type: tosca.nodes.nfv.VduCp
  properties:
    protocol: [associated_layer_protocol: ipv4 ]
    trunk_mode: false
    layer_protocols: [ ipv4 ]
    role: leaf
    description: Internal connection point on an VL
  requirements:
    - virtual_binding: dbBackend
```

```

- virtual_link: internalVl

internalVl:
  type: toasca.nodes.nfv.VnfVirtualLink
  properties:
    connectivity_type:
      layer_protocols: [ ipv4, ethernet ]
      flow_pattern: mesh
    test_access: []
    description: Internal Virtual link in the VNF
    vl_profile:
      max_bitrate_requirements:
        root: 100000
        leaf: 20000
      min_bitrate_requirements:
        root: 10000
        leaf: 10000
      virtual_link_protocol_data:
        - associated_layer_protocol: ethernet
          l2_protocol_data:
            network_type: vlan
            segmentation_id: { get_input: segmentation_id_of_internalVl }

dbBackendIpv4:
  type: toasca.nodes.nfv.VduCp
  properties:
    protocol: [ associated_layer_protocol: ipv4 ]
    trunk_mode: false
    layer_protocols: [ ipv4 ]
    role: leaf
    description: External connection point to access the DB on IPv4
  requirements:
    #- virtual_link: # the target node is determined in the NSD
    - virtual_binding: dbBackend

```

A.6 Scaling and Instantiation Level examples

A.6.1 ScalingAspect and InstantiationLevels policies with uniform delta

This example shows instantiationLevels, and ScalingAspect policy types in the complex scaling scenario where scaling aspect delta is based on "uniform delta" values, where it has only one entry. For a uniform aspect, the example 1 shows that step_deltas is omitted, whereas the example 2 shows step_deltas is included as a list of entries.


```
capabilities:
  virtual_compute:
    properties:
      virtual_memory:
        virtual_mem_size: 1 GB
      virtual_cpu:
        num_virtual_cpu: 1

vdu_3:
  type: toasca.nodes.nfv.Vdu.Compute
  properties:
    name: ..
    description: ..
    vdu_profile:
      min_number_of_instances: 1
      max_number_of_instances: 5
    nfvi_constraints:
      key_1: value_1
      key_2: value_2
  capabilities:
    virtual_compute:
      properties:
        virtual_memory:
          virtual_mem_size: 1 GB
        virtual_cpu:
          num_virtual_cpu: 1

vdu_4:
  type: toasca.nodes.nfv.Vdu.Compute
  properties:
    name: ..
    description: ..
    vdu_profile:
      min_number_of_instances: 1
      max_number_of_instances: 9
    nfvi_constraints:
      key_1: value_1
      key_2: value_2
  capabilities:
    virtual_compute:
      properties:
        virtual_memory:
          virtual_mem_size: 1 GB
        virtual_cpu:
          num_virtual_cpu: 1

vl_1:
  type: toasca.nodes.nfv.VnfVirtualLink
  properties:
    connectivity_type:
      layer_protocols: [ ipv4 ]
    vl_profile:
      min_bitrate_requirements:
        root: 1000000
      max_bitrate_requirements:
        root: 2000000

vl_2:
  type: toasca.nodes.nfv.VnfVirtualLink
```

```
properties:
  connectivity_type:
    layer_protocols: [ ipv4 ]
  vl_profile:
    min_bitrate_requirements:
      root: 1000000
    max_bitrate_requirements:
      root: 4000000

policies:
- scaling_aspects:
  type: tosca.policies.nfv.ScalingAspects
  properties:
    aspects:
      database:
        name: ..
        description: ..
        max_scale_level: 2

      call_proc:
        name: ..
        description: ..
        max_scale_level: 4

- vdu_1_initial_delta:
  type: tosca.policies.nfv.VduInitialDelta
  properties:
    initial_delta:
      number_of_instances: 1
  targets: [ vdu_1 ]

- vdu_1_scaling_aspect_deltas:
  type: tosca.policies.nfv.VduScalingAspectDeltas
  properties:
    aspect: database
    deltas:
      delta_1:
        number_of_instances: 2
  targets: [ vdu_1 ]

- vdu_2_initial_delta:
  type: tosca.policies.nfv.VduInitialDelta
  properties:
    initial_delta:
      number_of_instances: 1
  targets: [ vdu_2 ]

- vdu_2_scaling_aspect_deltas:
  type: tosca.policies.nfv.VduScalingAspectDeltas
  properties:
    aspect: database
    deltas:
      delta_1:
        number_of_instances: 3
  targets: [ vdu_2 ]

- vl_1_bitrate_initial_delta:
  type: tosca.policies.nfv.VirtualLinkBitrateInitialDelta
```



```
properties:
  initial_delta:
    bitrate_requirements:
      root: 1000000
  targets: [ vl_1 ]

- vl_1_bitrate_scaling_aspect_deltas:
  type: tosca.policies.nfv.VirtualLinkBitrateScalingAspectDeltas
  properties:
    aspect: database
    deltas:
      delta_1:
        bitrate_requirements:
          root: 1000000
  targets: [ vl_1 ]

- vdu_3_initial_delta:
  type: tosca.policies.nfv.VduInitialDelta
  properties:
    initial_delta:
      number_of_instances: 1
  targets: [ vdu_3 ]

- vdu_3_scaling_aspect_deltas:
  type: tosca.policies.nfv.VduScalingAspectDeltas
  properties:
    aspect: call_proc
    deltas:
      delta_1:
        number_of_instances: 1
  targets: [ vdu_3 ]

- vdu_4_initial_delta:
  type: tosca.policies.nfv.VduInitialDelta
  properties:
    initial_delta:
      number_of_instances: 1
  targets: [ vdu_4 ]

- vdu_4_scaling_aspect_deltas:
  type: tosca.policies.nfv.VduScalingAspectDeltas
  properties:
    aspect: call_proc
    deltas:
      delta_1:
        number_of_instances: 2
  targets: [ vdu_4 ]

- vl_2_bitrate_initial_delta:
  type: tosca.policies.nfv.VirtualLinkBitrateInitialDelta
  properties:
    initial_delta:
      bitrate_requirements:
        root: 1000000
  targets: [ vl_2 ]

- vl_2_bitrate_scaling_aspect_deltas:
  type: tosca.policies.nfv.VirtualLinkBitrateScalingAspectDeltas
  properties:
    aspect: call_proc
```

```

    deltas:
      delta_1:
        bitrate_requirements:
          root: 1000000
    targets: [ vl_2 ]

- instantiation_levels:
  type: tosca.policies.nfv.InstantiationLevels
  properties:
    levels:
      instantiation_level_1:
        description: ..
        scale_info:
          database:
            scale_level: 0
          call_proc:
            scale_level: 0
      instantiation_level_2:
        description: ..
        scale_info:
          database:
            scale_level: 2
          call_proc:
            scale_level: 3
    default_level: instantiation_level_1

- vdu_1_instantiation_levels:
  type: tosca.policies.nfv.VduInstantiationLevels
  properties:
    levels:
      instantiation_level_1:
        number_of_instances: 1
      instantiation_level_2:
        number_of_instances: 5
    targets: [ vdu_1 ]

- vdu_2_instantiation_levels:
  type: tosca.policies.nfv.VduInstantiationLevels
  properties:
    levels:
      instantiation_level_1:
        number_of_instances: 1
      instantiation_level_2:
        number_of_instances: 7
    targets: [ vdu_2 ]

- vl_1_instantiation_levels:
  type: tosca.policies.nfv.VirtualLinkInstantiationLevels
  properties:
    levels:
      instantiation_level_1:
        bitrate_requirements:
          root: 30000
      instantiation_level_2:
        bitrate_requirements:
          root: 30000
    targets: [ vl_1 ]

- vdu_3_instantiation_levels:
  type: tosca.policies.nfv.VduInstantiationLevels
  properties:

```

```

    levels:
      instantiation_level_1:
        number_of_instances: 1
      instantiation_level_2:
        number_of_instances: 4
    targets: [ vdu_3 ]

- vdu_4_instantiation_levels:
  type: toasca.policies.nfv.VduInstantiationLevels
  properties:
    levels:
      instantiation_level_1:
        number_of_instances: 1
      instantiation_level_2:
        number_of_instances: 7
    targets: [ vdu_4 ]

- vl_2_instantiation_levels:
  type: toasca.policies.nfv.VirtualLinkInstantiationLevels
  properties:
    levels:
      instantiation_level_1:
        bitrate_requirements:
          root: 30000
      instantiation_level_2:
        bitrate_requirements:
          root: 60000

    targets: [ vl_2 ]

```

EXAMPLE 2: This example is same as the example 1, except for ScalingAspects, which shows step_deltas list of entries.

```

topology_template:
  . . .
  policies:
    - scaling_aspects:
      type: toasca.policies.nfv.ScalingAspects
      properties:
        aspects:
          database:
            name: ..
            description: ..
            max_scale_level: 2
            step_deltas:
              - delta_1
              - delta_1
          call_proc:
            name: ..
            description: ..
            max_scale_level: 4
            step_deltas:
              - delta_1
              - delta_1
              - delta_1
              - delta_1
  . . .

```

A.6.2 ScalingAspect and InstantiationLevels policies with non-uniform deltas

This example shows instantiationLevel, ScalingAspect policies and group types in the complex scaling scenario where scaling aspect delta is based on "delta" (non-uniform) values for Processing Auxiliary VNFC.

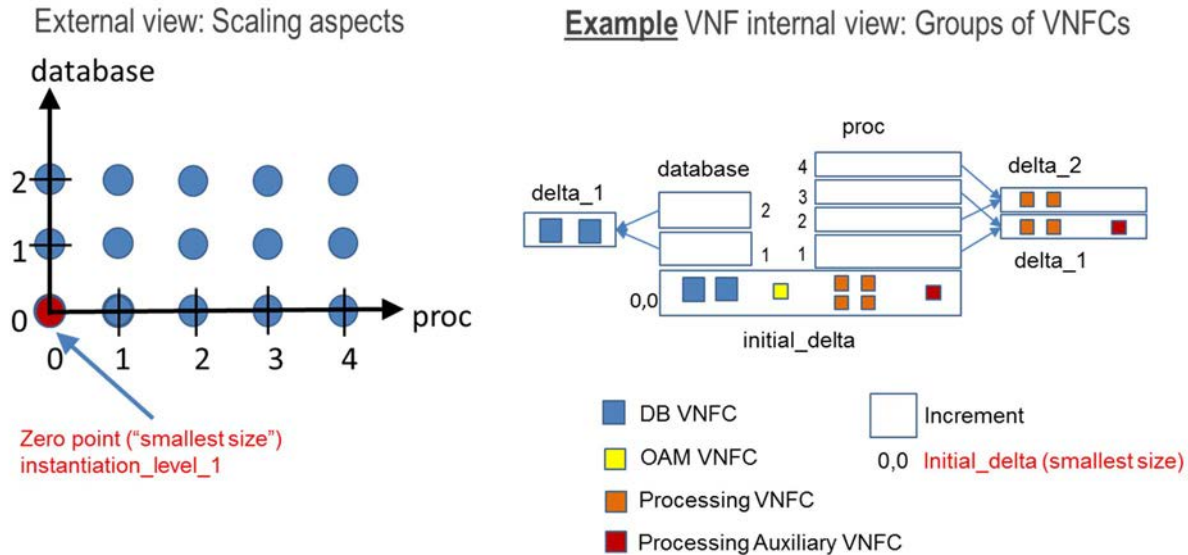


Figure A.6.2-1: Complex scaling example with non-uniform delta

For simplicity, virtual link is not illustrated and instantiation level is one level (default) in this example, as these properties are already illustrated in clause A.6.1.

The "Proc" aspect contains a uniform delta part ("processing" and a non-uniform part ("processing_auxiliary").

The "DB" aspect contains a non-uniform part ("db"), and no delta information for "oam".

```
tosca_definitions_version: tosca_simple_yaml_1_3
description: Complex example (uniform and non-uniform delta value) described with
policies
imports:
- etsi_nfv_sol001_vnfd_types.yaml # all of TOSCA VNFD types as defined in ETSI
GS NFV-SOL 001

topology_template:
  node_templates:
    db:
      type: tosca.nodes.nfv.Vdu.Compute
      properties:
        name: ..
        description: ..

      vdu_profile:
        min_number_of_instances: 2
        max_number_of_instances: 6
      nfvi_constraints:
        key_1: value_1
        key_2: value_2
      capabilities:
        virtual_compute:
          properties:
            virtual_memory:
              virtual_mem_size: 1 GB
```

```
    virtual_cpu:
      num_virtual_cpu: 1

oam:
  type: toasca.nodes.nfv.Vdu.Compute
  properties:
    name: ..
    description: ..
    vdu_profile:
      min_number_of_instances: 1
      max_number_of_instances: 1
      nfvi_constraints:
        key_1: value_1
        key_2: value_2
    capabilities:
      virtual_compute:
        properties:
          virtual_memory:
            virtual_mem_size: 1 GB
          virtual_cpu:
            num_virtual_cpu: 1

processing:
  type: toasca.nodes.nfv.Vdu.Compute
  properties:
    name: ..
    description: ..

    vdu_profile:
      min_number_of_instances: 4
      max_number_of_instances: 12
      nfvi_constraints:
        key_1: value_1
        key_2: value_2
    capabilities:
      virtual_compute:
        properties:
          virtual_memory:
            virtual_mem_size: 1 GB
          virtual_cpu:
            num_virtual_cpu: 1

processing_auxiliary:
  type: toasca.nodes.nfv.Vdu.Compute
  properties:
    name: ..
    description: ..

    vdu_profile:
      min_number_of_instances: 1
      max_number_of_instances: 3
      nfvi_constraints:
        key_1: value_1
        key_2: value_2
    capabilities:
      virtual_compute:
        properties:
          virtual_memory:
            virtual_mem_size: 1 GB
```

```
    virtual_cpu:
      num_virtual_cpu: 1

policies:
- scaling_aspects:
  type: toasca.policies.nfv.ScalingAspects
  properties:
    aspects:
      database:
        name: ..
        description: ..
        max_scale_level: 2
        step_deltas:
          - delta_1
          - delta_1
      proc:
        name: ..
        description: ..
        max_scale_level: 4
        step_deltas:
          - delta_1
          - delta_2
          - delta_1
          - delta_2

- db_initial_delta:
  type: toasca.policies.nfv.VduInitialDelta
  properties:
    initial_delta:
      number_of_instances: 2
  targets: [ db ]

- db_scaling_aspect_deltas:
  type: toasca.policies.nfv.VduScalingAspectDeltas
  properties:
    aspect: database
    deltas:
      delta_1:
        number_of_instances: 2
  targets: [ db ]

- oam_initial_delta:
  type: toasca.policies.nfv.VduInitialDelta
  properties:
    initial_delta:
      number_of_instances: 1
  targets: [ oam ]

- processing_initial_delta:
  type: toasca.policies.nfv.VduInitialDelta
  properties:
    initial_delta:
      number_of_instances: 4
  targets: [ processing ]

- processing_scaling_aspect_deltas:
  type: toasca.policies.nfv.VduScalingAspectDeltas
```

```
properties:
  aspect: proc
  deltas:
    delta_1:
      number_of_instances: 2
    delta_2:
      number_of_instances: 2
  targets: [ processing ]

- processing_auxiliary_initial_delta:
  type: tosca.policies.nfv.VduInitialDelta
  properties:
    initial_delta:
      number_of_instances: 1
  targets: [ processing_auxiliary ]

- processing_auxiliary_scaling_aspect_deltas:
  type: tosca.policies.nfv.VduScalingAspectDeltas
  properties:
    aspect: proc
    deltas:
      delta_1:
        number_of_instances: 1
      delta_2:
        number_of_instances: 0
  targets: [ processing_auxiliary ]

- instantiation_levels:
  type: tosca.policies.nfv.InstantiationLevels
  properties:
    levels:
      instantiation_level_1:
        description: ..
        scale_info:
          database:
            scale_level: 0
          proc:
            scale_level: 0

- db_instantiation_levels:
  type: tosca.policies.nfv.VduInstantiationLevels
  properties:
    levels:
      instantiation_level_1:
        number_of_instances: 2
  targets: [ db ]

- oam_instantiation_levels:
  type: tosca.policies.nfv.VduInstantiationLevels
  properties:
    levels:
      instantiation_level_1:
        number_of_instances: 1
  targets: [ oam ]

- processing_instantiation_levels:
  type: tosca.policies.nfv.VduInstantiationLevels
  properties:
    levels:
      instantiation_level_1:
        number_of_instances: 4
```

```

targets: [ processing ]

- processing_auxiliary_instantiation_levels:
  type: toasca.policies.nfv.VduInstantiationLevels
  properties:
    levels:
      instantiation_level_1:
        number_of_instances: 1
    targets: [ processing_auxiliary ]

```

A.7 Service Access Point

A.7.1 General

A SAP may either be a VNF external connection point (or a PNF external connection points or a Sap of a nested NS of this NS) which is exposed as CP of one of the NS constituents (VnfExtCp, PnfExtCp, nested NS Sap externally, or be exposed as a new CP on NS virtual link. This is shown in figure A.7.1-1. In the latter case the Sap node has an association relationship of type VirtualLinksTo to the NsVirtualLink node.

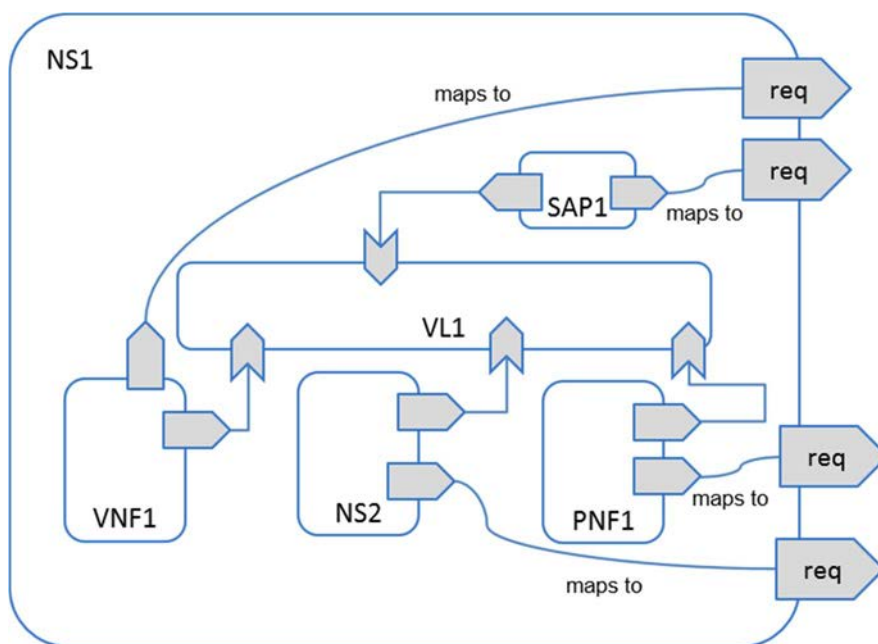


Figure A.7.1-1: Overview of SAP options

The following clauses illustrate the use of both models of SAP, re-exposure of a VNF external connection point and connected to an NS virtual link.

A.7.2 VNF External connection point exposing as a SAP

In this case, Sap node template is not required. When substituting the NSD service template for the abstract NS node, the virtual_link requirement of the abstract NS node is mapped to the VNF external connection point's virtual_link requirement. This is shown in figure A.7.2-1. In this case the NS Service Template does not include a node template of type toasca.nodes.nfv.Sap, but the functionality of it is provided by a VNF external connection point.

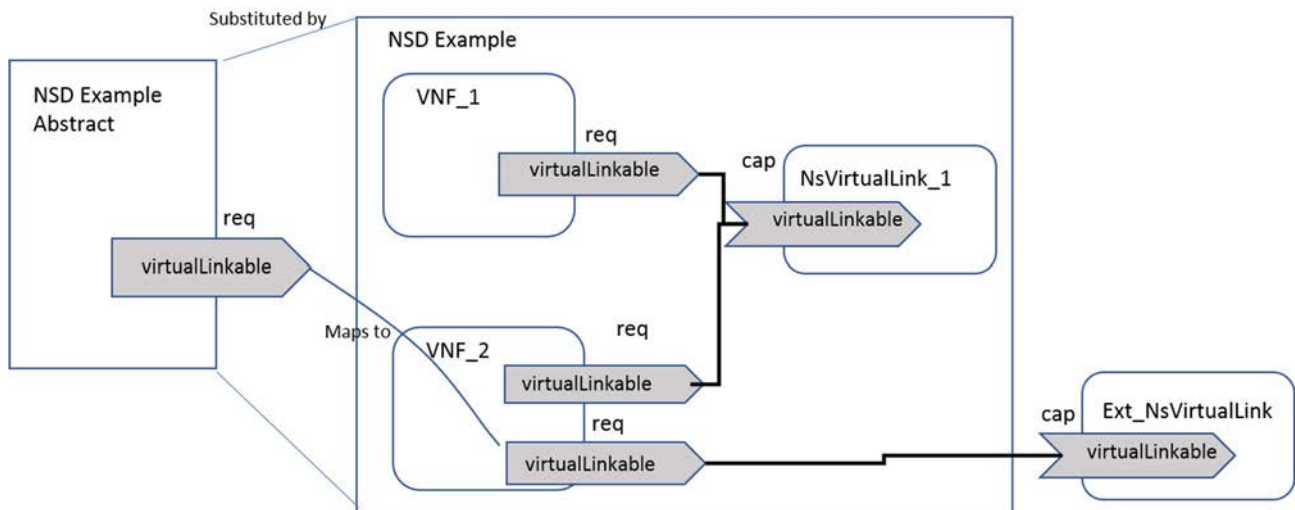


Figure A.7.2-1: VNF_2 External connection point (VnfExtCp) exposed as a Sap

The following snippet shows the relevant part of the NS service template:

```

tosca_definitions_version: tosca_simple_yaml_1_3
imports:
  - etsi_nfv_sol001_nsd_types.yaml # all of TOSCA NSD types as defined in ETSI
    GS NFV-SOL 001
  - example_VNF_2.yaml

node_types:
  tosca.nodes.nfv.exampleNS:
    derived_from: tosca.nodes.nfv.NS
    properties:
      descriptor_id:
        type: string
        constraints: [ valid_values: [ b1bb0ce7-ebca-4fa7-95ed-4840d70a1177 ] ]
        default: b1bb0ce7-ebca-4fa7-95ed-4840d70a1177
      designer:
        type: string
        constraints: [ valid_values: [ MyCompany ] ]
        default: MyCompany
      name:
        type: string
        constraints: [ valid_values: [ ExampleService ] ]
        default: ExampleService
      version:
        type: string
        constraints: [ valid_values: [ '1.0' ] ]
        default: '1.0'
      invariant_id:
        type: string
        constraints: [ valid_values: [ 1111-2222-aaaa-bbbb ] ]
        default: 1111-2222-aaaa-bbbb
      flavour_id:
        type: string
        constraints: [ valid_values: [ small, big ] ]
        default: small

```

```

requirements:
  - virtual_link:
      capability:  toasca.capabilities.nfv.VirtualLinkable
      relationship: toasca.relationships.nfv.VirtualLinksTo

#...

topology_template:

#...

substitution_mappings:
  node_type: toasca.nodes.nfv.exampleNS
  requirements:
    virtual_link: [VNF_2, virtual_link_2] # the External connection point of VNF_2
                                           # will be used as the Sap of this NS

node_templates:
  VNF_2:
    type: toasca.nodes.nfv.example_VNF2
    # properties omitted for brevity
    requirements:
      - virtual_link_1: NsVirtualLink_1 # connects to the External connection
                                       # point which maps to the
                                       # virtual_link_1 requirement of VNF_2
      - virtual_link_2: # mapped to virtual_link requirement of NS node

  NsVirtualLink_1:
    type: toasca.nodes.nfv.NsVirtualLink
    properties:
      vl_profile:
        min_bitrate_requirements:
          root: 100000
        max_bitrate_requirements:
          root: 200000
      connectivity_type:
        layer_protocols: [ ipv4 ]

# other node template definitions
#...

```

A.7.3 SAP connected to an NS virtual link

In this case, a Sap node template is required. When substituting the NSD service template for the abstract NS node type, the `virtual_link` requirement of the abstract NS node maps to the `virtual_link` requirement of the Sap node. This is shown in figure A.7.3-1.

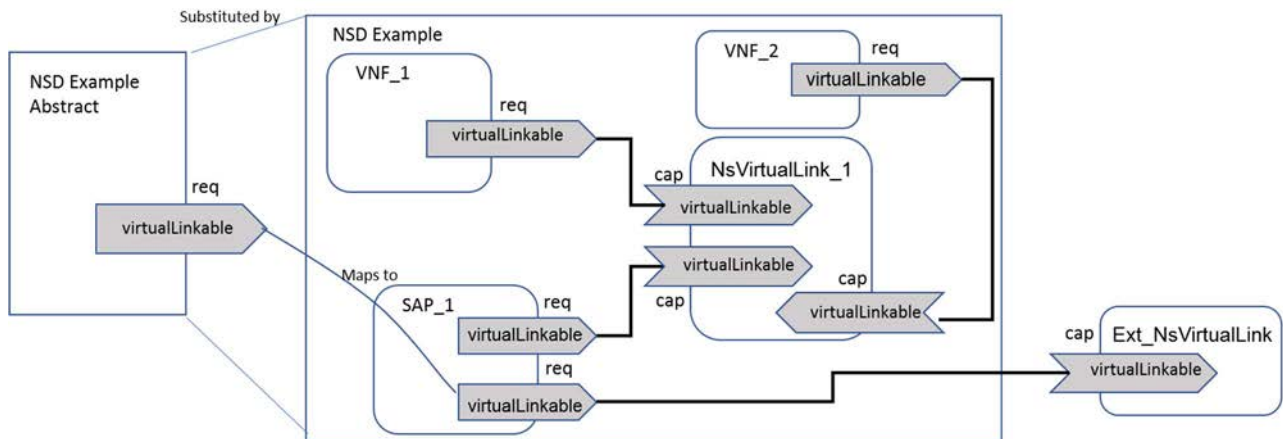


Figure A.7.3-1: SAP_1 exposed as new CP on an internal virtual link

The following snippet shows the corresponding node template definition:

```

tosca_definitions_version: tosa_simple_yaml_1_3
imports:
  - etsi_nfv_sol001_nsd_types.yaml # all of TOSCA NSD types as defined in ETSI
    GS NFV-SOL 001

node_types:
  tosa.nodes.nfv.exampleNS:
    derived_from: tosa.nodes.nfv.NS
    properties:
      descriptor_id:
        type: string
        constraints: [ valid_values: [ b1bb0ce7-ebca-4fa7-95ed-4840d70a1177 ] ]
        default: b1bb0ce7-ebca-4fa7-95ed-4840d70a1177
      designer:
        type: string
        constraints: [ valid_values: [ MyCompany ] ]
        default: MyCompany
      name:
        type: string
        constraints: [ valid_values: [ ExampleService ] ]
        default: ExampleService
      version:
        type: string
        constraints: [ valid_values: [ '1.0' ] ]
        default: '1.0'
      invariant_id:
        type: string
        constraints: [ valid_values: [ 1111-2222-aaaa-bbbb ] ]
        default: 1111-2222-aaaa-bbbb
      flavour_id:
        type: string
        constraints: [ valid_values: [ small, big ] ]
        default: small
      requirements:
        - virtual_link:
            capability: tosa.capabilities.nfv.VirtualLinkable
            relationship: tosa.relationships.nfv.VirtualLinksTo

topology_template:
  #...

  substitution_mappings:

```

```

node_type: toska.nodes.nfv.exampleNS
requirements:
  virtual_link: [SAP_1, external_virtual_link] #SAP_1 is the Sap of the NS

node_templates:
  SAP_1:
    type: toska.nodes.nfv.Sap
    properties:
      protocol: [ associated_layer_protocol: ipv4 ]
      trunk_mode: false
      layer_protocols: [ ipv4 ]
    # other properties omitted for brevity
    requirements:
      - internal_virtual_link: NsVirtualLink_1
      # - external_virtual_link: # map to virtual_link requirement of the NS node

  NsVirtualLink_1:
    type: toska.nodes.nfv.NsVirtualLink
    properties:
      vl_profile:
        min_bitrate_requirements:
          root: 100000
        max_bitrate_requirements:
          root: 200000
      connectivity_type:
        layer_protocols: [ ipv4 ]

# Other node templates
#...
```

A.8 NSD with Single deployment flavour modelling design example

In this example, there is one deployment flavour applied to this NSD, and TOSCA-Simple-Profile-YAML-v1.3 [20] is used for designing and processing this NSD TOSCA model.

The one service template design illustrated by this example is only applicable when the NS has only one deployment flavour.

The service template is the main entry point in the NSD file structure, i.e. the Entry-definitions file, and is deployed as a stand-alone service template, i.e. without substituting for a node template. However, the service template still contains substitution_mappings to indicate its ability to substitute for a node template of the specific node type.

example_NS.yaml

This example illustrates an NS which contains two VNF: VNF_1 and VNF_2, they connect through NsVirtualLink_1. One of the VnfExtCp of VNF_2 is exposed as the Sap of this NS. The flavour_id is "simple". In the VNF_2 node template, it defines a dependency requirement to VNF_1, which indicates that all the instances of VNF_1 have to be deployed first before deploy the instances of VNF_2. NsMonitoring and VnfMonitoring policies represent information to be monitored during the lifetime of a network service and VNF instances.

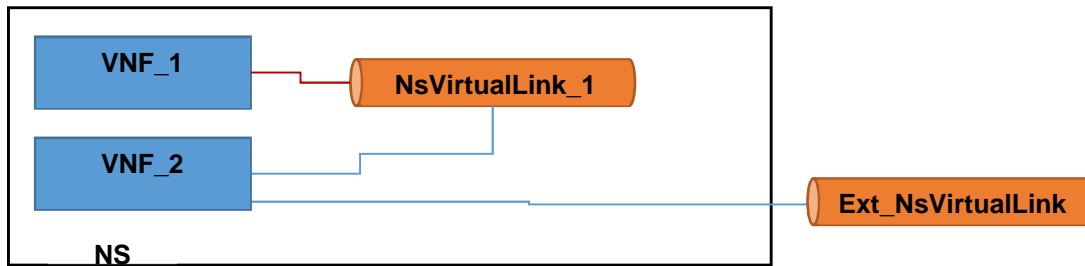


Figure A.8-1: example_NS (simple)

```

tosca_definitions_version: tosca_simple_yaml_1_3

description: Relational database, simple

imports:
  - etsi_nfv_sol001_nsd_types.yaml # all of NSD related TOSCA types as defined in ETSI
    GS NFV-SOL 001
  - example_VNF_1.yaml # uri of the yaml file which contains the definition of
    tosca.nodes.nfv.example_VNF1, this file might be included in the NSD file structure
  - example_VNF_2.yaml # uri of the yaml file which contains the definition of
    tosca.nodes.nfv.example_VNF2, this file might be included in the NSD file structure

data_types:
  MyCompany.datatypes.nfv.NsInstantiateAdditionalParameters:
    derived_from: tosca.datatypes.nfv.NsOperationAdditionalParameters
    properties:
      parameter_1:
        type: string
        required: true
        default: value_1
      parameter_2:
        type: string
        required: true
        default: value_2

node_types:
  tosca.example_NS:
    derived_from: tosca.nodes.nfv.NS
    properties:
      descriptor_id:
        type: string
        constraints: [ equal: b1bb0ce7-ebca-4fa7-95ed-4840d70a1177 ]
        default: b1bb0ce7-ebca-4fa7-95ed-4840d70a1177
      designer:
        type: string
        constraints: [ equal: MyCompany ]
        default: MyCompany
      name:
        type: string
        constraints: [ equal: ExampleService ]
        default: ExampleService
      version:
        type: string
        constraints: [ equal: '1.0' ]
        default: '1.0'
      invariant_id:
        type: string
  
```

```

    constraints: [ equal: 1111-2222-aaaa-bbbb ]
    default: 1111-2222-aaaa-bbbb
  flavour_id:
    type: string
    constraints: [ equal: simple ]
    default: simple
  interfaces:
    Nslcm:
      type: toska.interfaces.nfv.Nslcm
      operations:
        instantiate:
          inputs:
            additional_parameters:
              type: MyCompany.datatypes.nfv.NsInstantiateAdditionalParameters
              required: false

topology_template:
  substitution_mappings:
    node_type: toska.example_NS
  requirements:
    virtual_link: [ VNF_2, virtual_link_2 ] # the External connection point of
                                           # VNF_2 is exposed as the Sap

node_templates:
  my_service:
    type: toska.example_NS
    properties:
    interfaces:
      Nslcm:
        operations:
          instantiate:
            implementation: instantiate.workflow.yaml
          terminate:
            implementation: terminate.workflow.yaml

  VNF_1:
    type: toska.nodes.nfv.example_VNF1
    properties:
      # no property assignments needed for required properties that have a default
      # value assigned in the node type definition, e.g. descriptor_id
      vnf_profile:
        instantiation_level: level_1
        min_number_of_instances: 2
        max_number_of_instances: 6
    requirements:
      - virtual_link: NsVirtualLink_1

  VNF_2:
    type: toska.nodes.nfv.example_VNF2
    properties:
      vnf_profile:
        instantiation_level: level_1
        min_number_of_instances: 1
        max_number_of_instances: 3
    requirements:
      - virtual_link_1: NsVirtualLink_1
      # - virtual_link_2: # map to virtual_link requirement of the NS node
      - dependency: VNF_1

```

```

NsVirtualLink_1:
  type: toasca.nodes.nfv.NsVirtualLink
  properties:
    connectivity_type:
      layer_protocols: [ipv4, ethernet]
      flow_pattern: mesh
    vl_profile:
      max_bitrate_requirements:
        root: 1000
      min_bitrate_requirements:
        root: 1000
      virtual_link_protocol_data:
        - associated_layer_protocol: ethernet
          l2_protocol_data:
            name: nsBaseNetwork
            network_type: vlan
            segmentation_id: VLAN100
        - associated_layer_protocol: ipv4
          l3_protocol_data:
            name: mybaseSubnet
            ip_version: ipv4
            cidr: 192.168.0.0/24

policies:
- my_service_NsMonitoring:
  type: toasca.policies.nfv.NsMonitoring
  properties:
    ns_monitoring_parameters:
      ns_monitoring_1111: #key map to the id of this monitoring parameter
        name: MyService_byte_incoming_sap
        performance_metric: byte_incoming_sap
        collection_period: 1 s
      ns_monitoring_2222: #key map to the id of this monitoring parameter
        name: MyService_byte_outgoing_sap
        performance_metric: byte_outgoing_sap
        collection_period: 1 s
    targets: [ my_service ]

- VNF_1_VnfMonitoring:
  type: toasca.policies.nfv.VnfMonitoring
  properties:
    vnf_monitoring_parameters:
      vnf_1_monitoring_1111: #key map to the id of this monitoring parameter
        name: VNF_1_v_cpu_usage_mean_vnf
        performance_metric: v_cpu_usage_mean_vnf
        collection_period: 1 s
      vnf_1_monitoring_2222: #key map to the id of this monitoring parameter
        name: VNF_1_v_disk_usage_mean_vnf
        performance_metric: v_disk_usage_mean_vnf
        collection_period: 1 s
    targets: [ VNF_1 ]

- VNF_2_VnfMonitoring:
  type: toasca.policies.nfv.VnfMonitoring
  properties:
    vnf_monitoring_parameters:
      vnf_2_monitoring_1111: #key map to the id of this monitoring parameter
        name: VNF_2_v_cpu_usage_mean_vnf
        performance_metric: v_cpu_usage_mean_vnf
        collection_period: 1 s
      vnf_2_monitoring_2222: #key map to the id of this monitoring parameter

```

```

name: VNF_2_v_disk_usage_mean_vnf
performance_metric: v_disk_usage_mean_vnf
collection_period: 1 s
vnf_2_monitoring_3333: #key map to the id of this monitoring parameter
name: VNF_2_v_memory_usage_mean_vnf
performance_metric: v_memory_usage_mean_vnf
collection_period: 1 s
targets: [ VNF_2 ]

```

The above example illustrates three policies (1 NS-level policy and 2 VNF-level policies). Each of the policies has different monitoring parameters. In the case, where the values of `vnf_monitoring_parameters` are the same across all constituent VNFs, a single `VnfMonitoring` policy can be used with a `targets` referencing all VNF node types.

A.9 Mapping between NFV IM and TOSCA concepts

A.9.1 Introduction

This clause describes the mapping between the NFV information model and the TOSCA concepts.

A.9.2 Mapping between ETSI GS NFV-IFA 011 IM and TOSCA concepts

Table A.9.2-1 illustrates the mapping between the information model as specified in ETSI GS NFV-IFA 011 [1] and the corresponding TOSCA concepts.

Table A.9.2-1: Mapping between ETSI GS NFV-IFA 011 [1] IM and TOSCA concepts

ETSI GS NFV-IFA 011 [1] information element	TOSCA concept
VNFD (clause 7.1.2)	TOSCA service template(s) in the VNF package
VnfExtCpd (clause 7.1.4)	node template with type <code>tosca.nodes.nfv.VnfExtCp</code> or <code>tosca.nodes.nfv.VduCp</code> or <code>tosca.nodes.nfv.VipCp</code>
VnfLcmOperationsConfiguration (clause 7.1.5)	property of VNF node type with data type <code>tosca.datatypes.nfv.VnfLcmOperationsConfiguration</code> and/or inputs <code>additional_parameters</code> of the corresponding operation in the <code>Vnflcm</code> interface with type <code>tosca.datatypes.nfv.VnfOperationAdditionalParameters</code>
Vdu (clause 7.1.6)	collection of <code>tosca.nodes.nfv.VduCp</code> , <code>tosca.nodes.nfv.Vdu.Compute</code> (for VM based VNFs), <code>tosca.nodes.nfv.Vdu.OsContainerDeployableUnit</code> (for Oscontainer based VNFs), <code>tosca.nodes.nfv.Vdu.OsContainer</code> (for Oscontainer based VNFs), <code>tosca.nodes.nfv.Vdu.VirtualBlockStorage</code> , <code>tosca.nodes.nfv.Vdu.VirtualObjectStorage</code> and <code>tosca.nodes.nfv.Vdu.VirtualFileStorage</code> types
Cpd (clause 7.1.6.3)	node type <code>tosca.nodes.nfv.Cp</code>
VduCpd (clause 7.1.6.4)	node template with type <code>tosca.nodes.nfv.VduCp</code>
SwImageDesc (clause 7.1.6.5)	Artifact with type <code>tosca.artifacts.nfv.SwImage</code>
SecurityGroupRule (clause 7.1.6.9)	policy with type <code>tosca.policies.nfv.SecurityGroupRule</code>

ETSI GS NFV-IFA 011 [1] information element	TOSCA concept
TrunkPortTopology (clause 7.1.6.11)	trunk_binding requirement between node with type <code>tosca.nodes.nfv.VduCp</code> and node with type <code>tosca.nodes.nfv.VduSubCp</code>
Subport (clause 7.1.6.12)	node template with type <code>tosca.nodes.nfv.VduSubCp</code>
VLd (clause 7.1.7)	node template with type <code>tosca.nodes.nfv.VnfVirtualLink</code>
DeploymentFlavour (clause 7.1.8)	lower level service template(s) in the VNF package
VduProfile (clause 7.1.8.3)	property of <code>Vdu.Compute</code> node type with data type <code>tosca.datatypes.nfv.VduProfile</code>
VirtualLinkProfile (clause 7.1.8.4)	property of <code>VnfVirtualLink</code> node type with data type <code>tosca.datatypes.nfv.VIPProfile</code>
VirtualLinkDescFlavour (clause 7.1.8.5)	Only qos attribute in <code>VirtualLinkDescFlavour</code> has been defined as property of the <code>VIPProfile</code> data type
InstantiationLevel (clause 7.1.8.7)	policy with type <code>tosca.policies.nfv.InstantiationLevels</code>
VduLevel (clause 7.1.8.9)	policy with type <code>tosca.policies.nfv.VduInstantiationLevels</code>
LocalAffinityOrAntiAffinityRule (clause 7.1.8.11)	policy with type <code>tosca.policies.nfv.AffinityRule</code> or <code>tosca.policies.nfv.AntiAffinityRule</code>
AffinityOrAntiAffinityGroup (clause 7.1.8.12)	policy with type <code>tosca.policies.nfv.AffinityRule</code> or <code>tosca.policies.nfv.AntiAffinityRule</code>
Dependencies (clause 7.8.1.19)	dependency requirements between different node templates of type <code>Vdu.Compute</code> (or a derived node type)
VirtualComputeDesc (clause 7.1.9.2.2)	VirtualCompute capability of the <code>Vdu.Compute</code> node template
VirtualStorageDesc with BlockStorageData (clause 7.1.9.4.3)	node template with type <code>tosca.nodes.nfv.Vdu.VirtualBlockStorage</code>
VirtualStorageDesc with ObjectStorageData (clause 7.1.9.4.4)	node template with type <code>tosca.nodes.nfv.Vdu.VirtualObjectStorage</code>
VirtualStorageDesc with FileStorageData (clause 7.1.9.4.5)	node template with type <code>tosca.nodes.nfv.Vdu.VirtualFileStorage</code>
ScalingAspect (clause 7.1.10.2)	policy with type <code>tosca.policies.nfv.ScalingAspects</code>
ScalingDelta (clause 7.1.10.4)	policy with type <code>tosca.policies.nfv.VduScalingAspectDeltas</code> and/or <code>tosca.policies.nfv.VirtualLinkBitrateScalingAspectDeltas</code>
VnfIndicator (clause 7.1.11.2)	interface with type <code>tosca.interfaces.nfv.VnfIndicator</code> and related attributes of the VNF node type.
MonitoringParameter (clause 7.1.11.3)	property of the VNF, <code>Vdu.Compute</code> and <code>VnfVirtualLink</code> node types
VnfConfigurableProperties (clause 7.1.12)	property of VNF node template with data type <code>tosca.datatypes.nfv.VnfConfigurableProperties</code>
LifeCycleManagementScript (clause 7.1.13)	interface with type <code>tosca.interfaces.nfv.Vnflcm</code> or <code>tosca.interfaces.nfv.ChangeCurrentVnfPackage</code>
VnfInfoModifiableAttributes (clause 7.1.14)	property of VNF node template with data type <code>tosca.datatypes.nfv.VnfInfoModifiableAttributes</code>
VnfPackageChangeInfo (clause 7.1.15)	policy with type <code>tosca.policies.nfv.VnfPackageChange</code> , and <code>tosca.interfaces.nfv.ChangeCurrentVnfPackage</code> or <code>tosca.interfaces.nfv.Vnflcm</code>
VnflcmOperationCoordination and LcmCoordinationActionMapping (clause 7.1.16)	policy with type <code>tosca.policies.nfv.LcmCoordinationAction</code> and <code>tosca.policies.nfv.LcmCoordinationsForLcmOperation</code>

ETSI GS NFV-IFA 011 [1] information element	TOSCA concept
VipCpd (clause 7.1.17)	node template with type <code>tosca.nodes.nfv.VipCp</code>
VirtualCpd (clause 7.1.18)	node template with type <code>tosca.nodes.nfv.VirtualCp</code>

A.9.3 Mapping between ETSI GS NFV-IFA 014 IM and TOSCA concepts

Table A.9.3-1 illustrates the mapping between the information model as specified in ETSI GS NFV-IFA 014 [2] and the corresponding TOSCA concepts.

Table A.9.3-1: Mapping between ETSI GS NFV-IFA 014 [2] IM and TOSCA concepts

ETSI GS NFV-IFA 014 [2] information element	TOSCA concept
NSD (clause 6.2.2)	TOSCA service template(s) in the NSD file structure
Sapd (clause 6.2.3)	node template with type <code>tosca.nodes.nfv.Sap</code> or the <code>virtual_link</code> requirement in the <code>substitution_mapping</code>
MonitoredData (clause 6.2.6)	policy with type <code>tosca.policies.nfv.VnfMonitoring</code> and <code>tosca.policies.nfv.NsMonitoring</code>
VnfIndicatorData (clause 6.2.7)	interface with type <code>tosca.interfaces.nfv.NsVnfIndicator</code> and related attributes of the NS node type
LifeCycleManagementScript (clause 6.2.9)	Interface with type <code>Nslcm</code>
NsDf (clause 6.3)	lower level service template(s) in the NSD file structure
VnfProfile (clause 6.3.3)	property of VNF node template with data type <code>tosca.datatypes.nfv.VnfProfile</code>
VirtualLinkProfile (clause 6.3.4)	property of <code>NsVirtualLink</code> node template with data type <code>tosca.datatypes.nfv.VIProfile</code>
AffinityOrAntiAffinityGroup (clause 6.3.5)	policy with type <code>tosca.policies.nfv.NsAffinityRule</code> or <code>tosca.policies.nfv.NsAntiAffinityRule</code>
NsVirtualLinkConnectivity (clause 6.3.7)	requirement and capability between VNF or Forwarding or Sap and <code>NsVirtualLink</code> node templates
LocalAffinityOrAntiAffinityRule (clause 6.3.8)	policy with type <code>tosca.policies.nfv.NsAffinityRule</code> or <code>tosca.policies.nfv.NsAntiAffinityRule</code>
NsLevel (clause 6.3.9)	policy with type <code>tosca.policies.nfv.NsInstantiationLevels</code>
NsProfile (clause 6.3.11)	property of NS node template with data type <code>tosca.datatypes.nfv.NsProfile</code>
Dependencies (clause 6.3.12)	dependency requirements
Vnffgd (clause 6.4.2)	group with type <code>tosca.groups.nfv.VNFFG</code>
Nfpcd (clause 6.4.3)	node template with type <code>tosca.nodes.nfv.NFP</code>
NfpPositionElement (clause 6.4.6)	node template with type <code>tosca.nodes.nfv.NfpPositionElement</code>
NfpPositionDesc (clause 6.4.5)	node template with type <code>tosca.nodes.nfv.NfpPosition</code>
CpdInConstituentElement (clause 6.4.8)	node template with type <code>tosca.nodes.nfv.Forwarding</code> or <code>tosca.nodes.nfv.Sap</code>
NsVirtualLinkDesc (clause 6.5.2)	node template with type <code>tosca.nodes.nfv.NsVirtualLink</code>

ETSI GS NFV-IFA 014 [2] information element	TOSCA concept
VirtualLinkDf (clause 6.5.4)	Only the serviceAvailabilityLevel and qos attributes in VirtualLinkDf have been defined as properties of the NsVIPProfile data type. The flavour id is not mapped to a property as there is only one flavour of a particular NS virtual link per NS service template.
NsDataFlowMirroring (clause 6.5.7)	data_flow_mirroring property in NsVIPProfile
DataFlowInfo (clause 6.5.8)	policy with type toasca.policies.nfv.DataFlowInfo
Pnfd (clause 6.6.2)	A standalone TOSCA service template
PnfExtCpd (clause 6.6.4)	node template with type toasca.nodes.nfv.PnfExtCp
NsScalingAspect (clause 6.7.2)	policy with type toasca.policies.nfv.NsScalingAspects
VnfToLevelMapping (clause 6.7.4)	policy with type toasca.policies.nfv.VnfToLevelMapping and toasca.policies.nfv.VnfToInstantiationLevelMapping
VirtualLinkToLevelMapping (clause 6.7.5)	policy with type toasca.policies.nfv.VirtualLinkToLevelMapping and toasca.policies.nfv.VirtualLinkToInstantiationLevelMapping
NsToLevelMapping (clause 6.7.6)	policy with type toasca.policies.nfv.NsToLevelMapping and toasca.policies.nfv.NsToInstantiationLevelMapping

A.10 PNFD modelling design example

In this example, TOSCA-Simple-Profile-YAML-v1.3 [20] is used for designing and processing a PNFD TOSCA model.

The service template contains a node template of type MyCompany.examplePnf.1_0 which represents the main part of the PNF and a node template of type toasca.nodes.nfv.PnfExtCp representing the PNF external connection point.

examplePnf.yaml

This example illustrates a PNF with one external connection point, pnfExtCp_1. All the rest parts of the PNF are described as a single box, e.g. called pnf_mainPart in the PNFD.

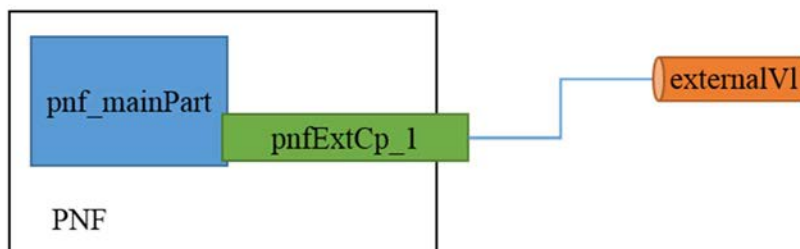


Figure A.10-1: examplePnf

```

tosca_definitions_version: toasca_simple_yaml_1_3

description: the service template of a PNFD

imports:
  - etsi_nfv_sol001_pnfd_types.yaml
  
```

```

node_types:
  MyCompany.examplePnf.1_0:
    derived_from: tosca.nodes.nfv.PNF
    properties:
      descriptor_id:
        type: string
        constraints: [ equal: b1bb0ce7-ebca-4fa7-95ed-4840d70a2233 ]
        default: b1bb0ce7-ebca-4fa7-95ed-4840d70a2233
      function_description:
        type: string
        constraints: [ equal: an example PNF ]
        default: an example PNF
      provider:
        type: string
        constraints: [ equal: MyCompany ]
        default: MyCompany
      version:
        type: string
        constraints: [ equal: '1.0' ]
        default: '1.0'
      descriptor_invariant_id:
        type: string
        constraints: [ equal: 1111-2222-ccaa-bbdd ]
        default: 1111-2222-ccaa-bbdd
      name:
        type: string
        constraints: [ equal: ExamplePnf ]
        default: ExamplePnf
    requirements:
      - virtual_link:
          capability: tosca.capabilities.nfv.VirtualLinkable

topology_template:
  substitution_mappings:
    node_type: MyCompany.examplePnf.1_0
    requirements:
      virtual_link: [ pnfExtCp_1, external_virtual_link ]

node_templates:
  pnf_mainPart:
    type: MyCompany.examplePnf.1_0
    properties:

  pnfExtCp_1:
    type: tosca.nodes.nfv.PnfExtCp
    properties:
      trunk_mode: false
      layer_protocols: [ ipv4 ]
      role: leaf
      description: External connection point to access this pnf
    requirements:
      # - external_virtual_link:
      - dependency: pnf_mainPart

```

A.11 NSD with Multiple deployment flavour modelling design example

Deployment flavours are represented as deployable TOSCA topology templates. This way one NS service template represents one NS deployment flavour, and different deployment flavours are described by different NS service templates. This is in line with the concept that different deployment flavours can define different topologies of the same NS, with different scaling aspects, different constituent VNFs, PNFs and nested NSs, and different internal connectivity.

In order to represent an NS, a top-level service template is used. This top-level service template contains a topology template with only an abstract NS node which defines the common parts of the different deployment flavours (such as designer, version and parts of the lifecycle management interface definition). It also sets a constraint on the deployment flavour property (the required value of the flavour_id property); this constraint comes from the NS instantiation request which contains a flavour_id selected among those available in the NSD.

As a result, the NFVO will look into the available further service templates representing the different NS deployment flavours of the NS and use the one that has the matching flavour_id property value to substitute for the abstract NS. These are the low-level service templates.

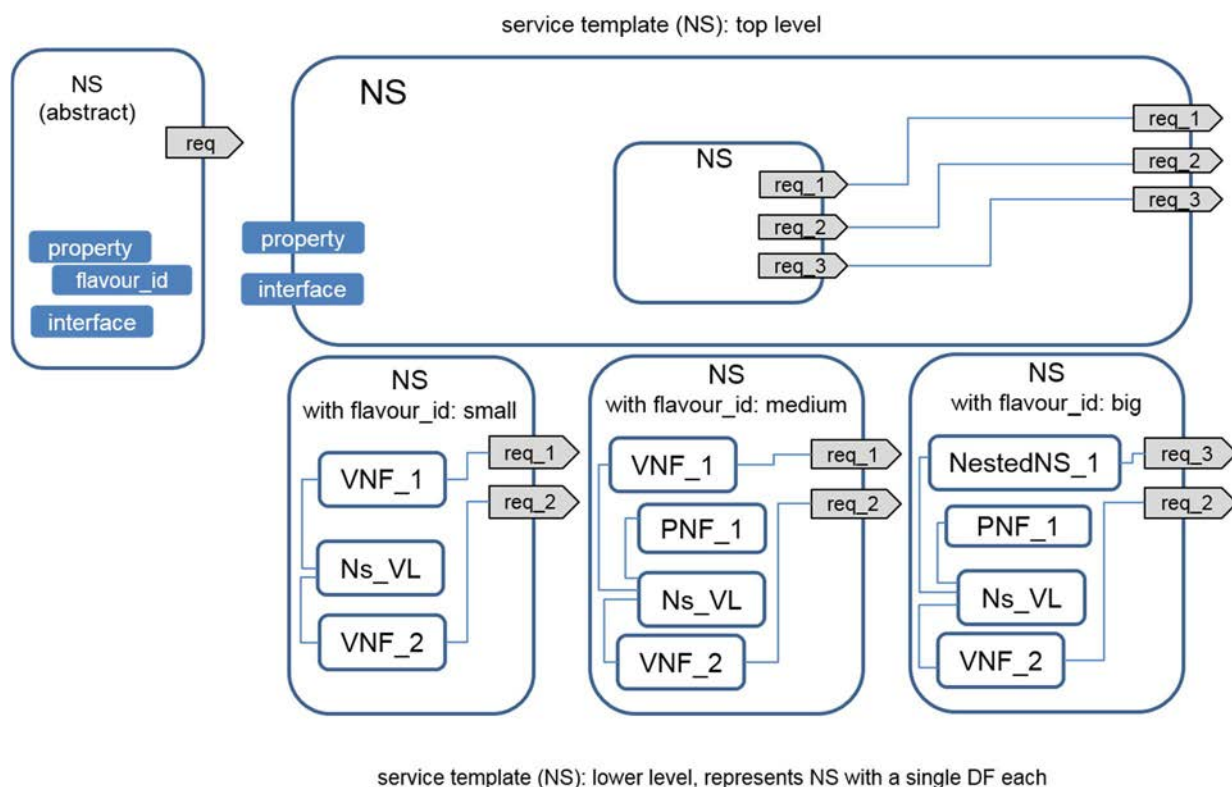


Figure A.11-1: NSD overview with multiple deployment flavour

An NSD contains a TOSCA top-level Service Template as entry point in the NSD file structure and one or more TOSCA low-level Service templates representing the different deployment flavours (see figure A.11-1). The NSD is interpreted by an NFVO. In this example, the templates describe two variants of the NS each corresponding to a deployment flavour: a small and a big one. The small NS consists of two VNFs one NS Virtual link and, the big VNF variant consists of three VNFs and one NS Virtual link.

NSD-top level MyExampleNs.yaml:

```
tosca_definitions_version: toasca_simple_yaml_1_3

description: my service
imports:
  - etsi_nfv_sol001_nsd_types.yaml
```

```
- MyExampleNs_Type.yaml # contains the NS node type definition
```

```
topology_template:
  inputs:
    flavour_id:
      type: string
      description: NS deployment flavour selected by the consumer. It is provided in
the SOL005 API

  node_templates:
    myexampleNs:
      type: toska.MyExampleNS
      directives:
        - substitute
      properties:
        flavour_id: {get_input: flavour_id}
      # requirements:
      #- virtual_link # mapped in lower-level templates
```

The MyExampleNs_Type.yaml file has the following content:

```
tosca_definitions_version: toska_simple_yaml_1_3

description: type definition of toska.MyExampleNS

imports:
  - etsi_nfv_sol001_nsd_types.yaml # all of TOSCA NSD types as defined in ETSI
GS NFV-SOL 001

data_types:
  MyCompany.datatypes.nfv.NsInstantiateNsAdditionalParameters:
    derived_from: toska.datatypes.nfv.NsOperationAdditionalParameters
    properties:
      parameter_1:
        type: string
        required: true
        default: value_1
      parameter_2:
        type: string
        required: true
        default: value_2

node_types:
  toska.MyExampleNS:
    derived_from: toska.nodes.nfv.NS
    properties:
      descriptor_id:
        type: string
        constraints: [ valid_values: [ b1bb0ce7-ebca-4fa7-95ed-4840d70a1177 ] ]
        default: b1bb0ce7-ebca-4fa7-95ed-4840d70a1177
      designer:
        type: string
        constraints: [ valid_values: [ MyCompany ] ]
        default: MyCompany
    name:
      type: string
      constraints: [ valid_values: [ ExampleService ] ]
      default: ExampleService
    version:
```

```

type: string
constraints: [ valid_values: [ '1.0' ] ]
default: '1.0'
invariant_id:
type: string
constraints: [ valid_values: [ 1111-2222-aaaa-bbbb ] ]
default: 1111-2222-aaaa-bbbb
flavour_id:
type: string
constraints: [ valid_values: [ small, big ] ]
default: small
requirements:
- virtual_link:
capability: toska.capabilities.nfv.VirtualLinkable
relationship: toska.relationships.nfv.VirtualLinksTo
interfaces:
Nslcm:
type: toska.interfaces.nfv.Nslcm
operations:
instantiate:
inputs:
additional_parameters:
type: MyCompany.datatypes.nfv.NsInstantiateNsAdditionalParameters
required: false

```

The NS node template in the **myexample_NS.yaml** file is abstract and is subject to substitution; the lower-level templates in the subsequent sections provide these substitutions. The actual lower-level template is selected based on the node type and a value constraint on the `flavour_id` property.

Each low level service template contains a node template of type `tosca.MyExampleNS` with implementation of the LCM interfaces.

MyExampleNs (small): Lower level, contains 2 VNFs and 1 NS virtual link.

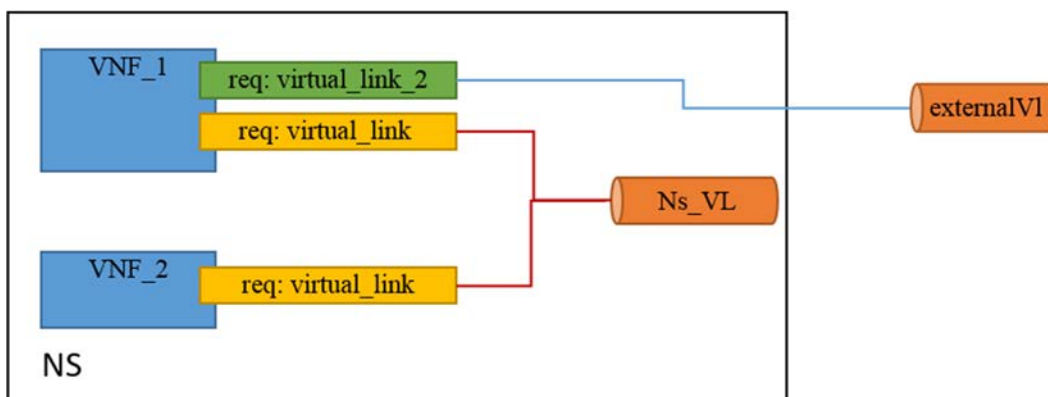


Figure A.11-2: MyExampleNs (simple): Lower level

MyExampleNs_small.yaml

```

tosca_definitions_version: toska_simple_yaml_1_3
description: myExampleNs with small flavour
imports:
- etsi_nfv_sol001_nsd_types.yaml # all of TOSCA NSD types as defined in ETSI
  GS NFV-SOL 001
- MyExampleNs_Type.yaml # contains the NS node type definition

```

```

- example_vnf1.yaml # uri of the yaml file which contains the
tosca.nodes.nfv.example_VNF1 node type definition, this file might be included in the
NSD file structure
- example_vnf2.yaml # uri of the yaml file which contains the
tosca.nodes.nfv.example_VNF2 node type definition, this file might be included in the
NSD file structure

topology_template:
  substitution_mappings:
    node_type: tosca.MyExampleNS
  substitution_filter:
    properties:
      - flavour_id: { equal: small }
  requirements:
    virtual_link: [ VNF_1, virtual_link_2 ]

node_templates:
  MyExampleNS:
    type: tosca.MyExampleNS
    # properties:
    #
    interfaces:
      Nslcm:
        operations:
          instantiate:
            implementation: instantiate.workflow.yaml
          terminate:
            implementation: terminate.workflow.yaml

  VNF_1:
    type: tosca.nodes.nfv.example_VNF1
    properties:
      # no property assignments needed for required properties that have a default
value assigned in the node type definition, e.g. descriptor_id
      vnf_profile:
        instantiation_level: level_1
        min_number_of_instances: 2
        max_number_of_instances: 6
    requirements:
      - virtual_link: Ns_VL
      # - virtual_link_2: # map to virtual_link requirement of the NS node

  VNF_2:
    type: tosca.nodes.nfv.example_VNF2
    properties:
      vnf_profile:
        instantiation_level: level_1
        min_number_of_instances: 1
        max_number_of_instances: 3
    requirements:
      - virtual_link_1: Ns_VL

  Ns_VL:
    type: tosca.nodes.nfv.NsVirtualLink
    properties:
      connectivity_type:
        layer_protocols: [ipv4]
        flow_pattern: mesh
      vl_profile:
        max_bitrate_requirements:
          root: 1000

```



```
min_bitrate_requirements:
  root: 1000
```

MyExampleNs (big): Lower level, contains 3 VNFs and 1 NS virtual link.

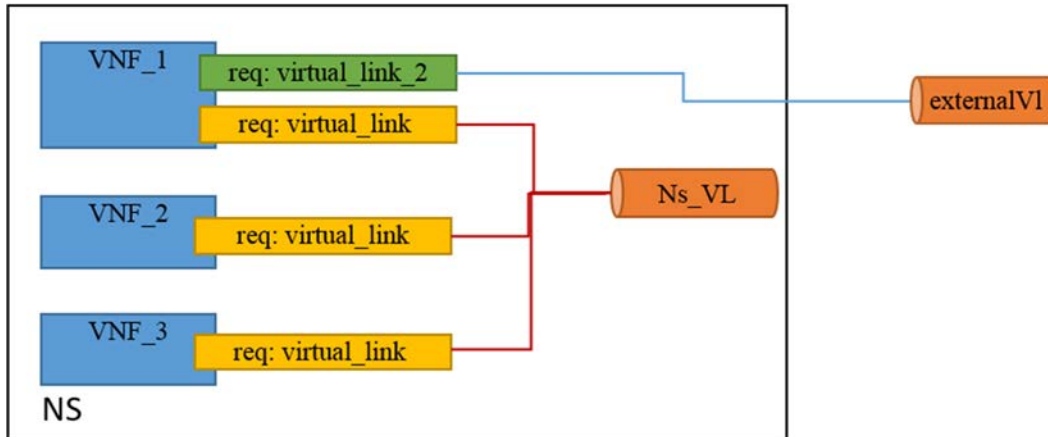


Figure A.11-3: MyExampleNs (big): Lower level

MyExampleNs_big.yaml

```
tosca_definitions_version: tosca_simple_yaml_1_3

description: myExampleNs with big flavour
imports:
  - etsi_nfv_sol001_nsd_types.yaml # all of TOSCA NSD types as defined in ETSI
    GS NFV-SOL 001
  - MyExampleNs_Type.yaml # contains the NS node type definition
  - example_vnf1.yaml # uri of the yaml file which contains the
    tosca.nodes.nfv.example_VNF1 node type definition, this file might be included in the
    NSD file structure
  - example_vnf2.yaml # uri of the yaml file which contains the
    tosca.nodes.nfv.example_VNF2 node type definition, this file might be included in the
    NSD file structure
  - example_vnf3.yaml # uri of the yaml file which contains the
    tosca.nodes.nfv.example_VNF3 node type definition, this file might be included in the
    NSD file structure

topology_template:
  substitution_mappings:
    node_type: tosca.MyExampleNS
  substitution_filter:
    properties:
      - flavour_id: { equal: big }
  requirements:
    virtual_link: [ VNF_1, virtual_link_2 ]

node_templates:
  MyExampleNS:
    type: tosca.MyExampleNS
    properties:
      flavour_id : big
    interfaces:
      Nslcm:
        operations:
          instantiate:
```

```

        implementation: instantiate.workflow.yaml
    terminate:
        implementation: terminate.workflow.yaml
    scale:
        implementation: scale.workbook.yaml

VNF_1:
  type: toasca.nodes.nfv.example_VNF1
  properties:
    # no property assignments needed for required properties that have a default
    value assigned in the node type definition, e.g. descriptor_id
    vnf_profile:
      instantiation_level: level_1
      min_number_of_instances: 2
      max_number_of_instances: 6
  requirements:
    - virtual_link_1: Ns_VL
    # - virtual_link_2: # map to virtual_link requirement of the NS node

VNF_2:
  type: toasca.nodes.nfv.example_VNF2
  properties:
    vnf_profile:
      instantiation_level: level_1
      min_number_of_instances: 1
      max_number_of_instances: 3
  requirements:
    - virtual_link_1: Ns_VL

VNF_3:
  type: toasca.nodes.nfv.example_VNF3
  properties:
    vnf_profile:
      instantiation_level: level_1
      min_number_of_instances: 1
      max_number_of_instances: 3
  requirements:
    - virtual_link_1: Ns_VL

Ns_VL:
  type: toasca.nodes.nfv.NsVirtualLink
  properties:
    connectivity_type:
      layer_protocols: [ipv4]
      flow_pattern: mesh
    vl_profile:
      max_bitrate_requirements:
        root: 1000
      min_bitrate_requirements:
        root: 1000

```

A.12 NSD with nested NS design example

A TOSCA service template representing an NSD may contain a node template of some specific NS node type as one of its constituents. The latter is a nested NS. When the containing NS is deployed, the node template of the nested NS is substituted by the topology template representing the nested NS.

Figure A.12-1 illustrates a network service NS_1 that consists of one VNF (VNF_1), one NsVirtualLink (NS_VL_1) and one nested NS (NS_2).

The nested NS consists of two VNFs (VNF_3 and VNF_4) and one NsVirtualLink (NS_VL_2).

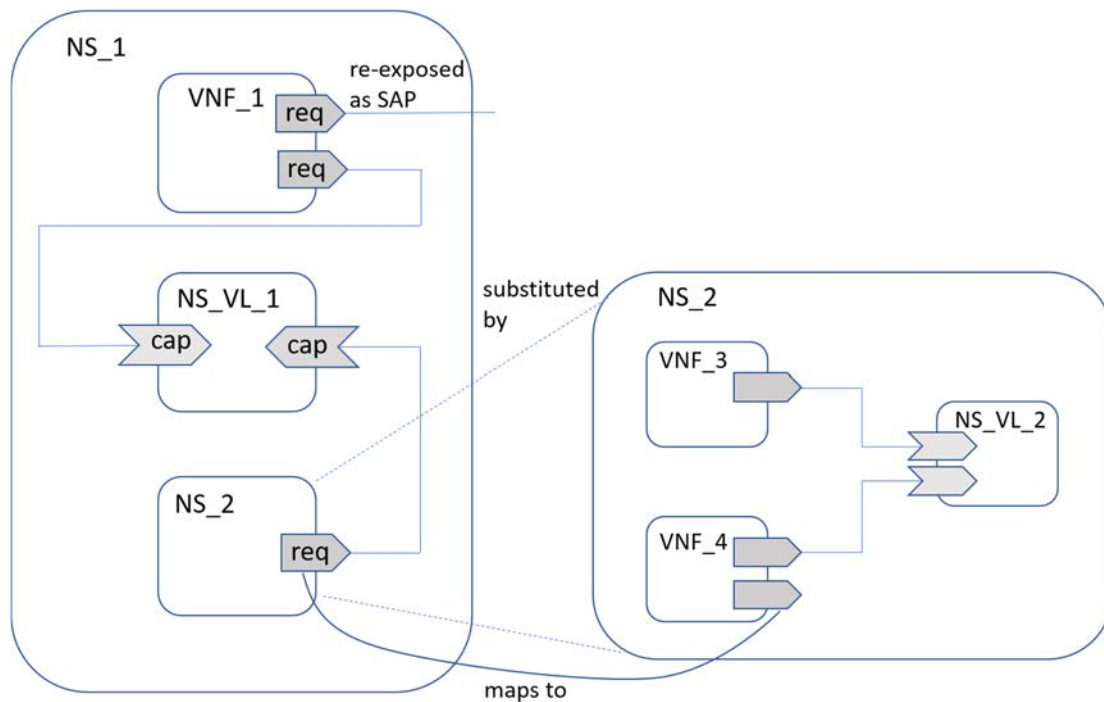


Figure A.12-1: Example of a network service containing a nested network service

```

tosca_definitions_version: tosca_simple_yaml_1_3
description: myExampleNs with small flavour

imports:
- etsi_nfv_sol001_nsd_types.yaml # all of TOSCA NSD types as defined in ETSI
  GS NFV-SOL 001
- MyExampleNs_TypeBis.yaml # contains the NS node type definition
- MyExampleNS_2.yaml # uri of the yaml file which contains the tosca.myExample.NS_2
  node type definition, this file might be included in the NSD file structure of NS_1
- example_vnf1.yaml # uri of the yaml file which contains the
  tosca.nodes.nfv.example_VNF1 node type definition, this file might be included in the
  NSD file structure of NS_1

topology_template:
  substitution_mappings:
    node_type: tosca.MyExampleNS
  substitution_filter:
    properties:
      - flavour_id: { equal: small }
  requirements:
    virtual_link: [ VNF_1, virtual_link_2 ]

node_templates:
  NS_1:
    type: tosca.MyExampleNS
    interfaces:
      Nslcm:
        operations:
          instantiate:
            implementation: instantiate.workflow.yaml
          terminate:
            implementation: terminate.workflow.yaml

```

```

VNF_1:
  type: toska.nodes.nfv.example_VNF1
  properties:
    # no property assignments needed for required properties that have a default
value assigned in the node type definition, e.g. descriptor_id
    vnf_profile:
      instantiation_level: level_1
      min_number_of_instances: 2
      max_number_of_instances: 6
  requirements:
    - virtual_link_1: NS_VL_1
    # - virtual_link_2: # map to virtual_link requirement of the NS node

NS_2:
  type: toska.myExample.NS_2
  properties:
    ns_profile:
      ns_instantiation_level: level_1
      min_number_of_instances: 1
      max_number_of_instances: 3

NS_VL_1:
  type: toska.nodes.nfv.NsVirtualLink
  properties:
    connectivity_type:
      layer_protocols: [ipv4]
      flow_pattern: mesh
    vl_profile:
      max_bitrate_requirements:
        root: 1000
      min_bitrate_requirements:
        root: 1000

```

The contents of MyExampleNs_TypeBis.yaml file with the node type definition are as follows:

```

tosca_definitions_version: toska_simple_yaml_1_3

description: type definition of toska.MyExampleNS

imports:
  - etsi_nfv_sol001_nsd_types.yaml # all of TOSCA types as defined in ETSI
GS NFV-SOL 001

node_types:
  toska.MyExampleNS:
    derived_from: toska.nodes.nfv.NS
    properties:
      descriptor_id:
        type: string
        constraints: [ valid_values: [ b1bb0ce7-ebca-4fa7-95ed-4840d70a1177 ] ]
        default: b1bb0ce7-ebca-4fa7-95ed-4840d70a1177
      designer:
        type: string
        constraints: [ valid_values: [ MyCompany ] ]
        default: MyCompany
    name:
      type: string
      constraints: [ valid_values: [ ExampleService ] ]
      default: ExampleService

```

```

version:
  type: string
  constraints: [ valid_values: [ '1.0' ] ]
  default: '1.0'
invariant_id:
  type: string
  constraints: [ valid_values: [ 1111-2222-aaaa-bbbb ] ]
  default: 1111-2222-aaaa-bbbb
flavour_id:
  type: string
  constraints: [ valid_values: [ small, big ] ]
  default: small
requirements:
  - virtual_link:
      capability: toasca.capabilities.nfv.VirtualLinkable
      relationship: toasca.relationships.nfv.VirtualLinksTo
interfaces:
  Nslcm:
    type: toasca.interfaces.nfv.Nslcm

```

The following snippet shows the service template representing the NSD NS_2. In this example, NS_2 supports one single deployment flavour.

MyExampleNS_2.yaml:

```

tosca_definitions_version: toasca_simple_yaml_1_3

description: Relational database, simple

imports:
  - etsi_nfv_sol001_nsd_types.yaml # all of NSD related TOSCA types as defined in ETSI
    GS NFV-SOL 001
  - example_vnf3.yaml # uri of the yaml file which contains the definition of
    toasca.nodes.nfv.example_VNF3, this file might be included in the NSD file structure
  - example_vnf4.yaml # uri of the yaml file which contains the definition of
    toasca.nodes.nfv.example_VNF4, this file might be included in the NSD file structure

node_types:
  toasca.myExample.NS_2:
    derived_from: toasca.nodes.nfv.NS
    properties:
      descriptor_id:
        type: string
        constraints: [ valid_values: [ c1bb0ab8-deab-4fa7-95ed-4840d70a3574 ] ]
        default: c1bb0ab8-deab-4fa7-95ed-4840d70a3574
      designer:
        type: string
        constraints: [ valid_values: [ MyCompany ] ]
        default: MyCompany
    name:
      type: string
      constraints: [ valid_values: [ myExample2Service ] ]
      default: myExample2Service
    version:
      type: string
      constraints: [ valid_values: [ '1.0.0.0' ] ]
      default: '1.0.0.0'
    invariant_id:
      type: string
      constraints: [ valid_values: [ aaaa-bbbb-cccc-dddd ] ]

```

```

    default: aaaa-bbbb-cccc-dddd
  flavour_id:
    type: string
    constraints: [ valid_values: [ simple ] ]
    default: simple

topology_template:
  substitution_mappings:
    node_type: toasca.myExample.NS_2
  requirements:
    virtual_link: [ VNF_4, virtual_link_2 ] # the External connection point of
                                             # VNF_2 is exposed as the Sap

node_templates:
  NS_2:
    type: toasca.myExample.NS_2
    interfaces:
      Nslcm:
        operations:
          instantiate:
            implementation: instantiate.workflow.yaml
          terminate:
            implementation: terminate.workflow.yaml

  VNF_3:
    type: toasca.nodes.nfv.example_VNF3
    properties:
      # no property assignments needed for required properties that have a default
      # value assigned in the node type definition, e.g. descriptor_id
      flavour_id: simple
      vnf_profile:
        instantiation_level: level_1
        min_number_of_instances: 2
        max_number_of_instances: 6
    requirements:
      - virtual_link: NS_VL_2

  VNF_4:
    type: toasca.nodes.nfv.example_VNF4
    properties:
      flavour_id: simple
      vnf_profile:
        instantiation_level: level_1
        min_number_of_instances: 1
        max_number_of_instances: 3
    requirements:
      - virtual_link_1: NS_VL_2
      # - virtual_link_2: # map to virtual_link requirement of the NS node

  NS_VL_2:
    type: toasca.nodes.nfv.NsVirtualLink
    properties:
      connectivity_type:
        layer_protocols: [ipv4]
        flow_pattern: mesh
      vl_profile:
        max_bitrate_requirements:
          root: 1000
        min_bitrate_requirements:
          root: 1000

```

The following template fragment is part of the content in the example_vnf4.yaml. Template fragments for example_vnf1.yaml, example_vnf2.yaml and example_vnf3.yaml are available in clause A.14.

example_vnf4.yaml

```
tosca_definitions_version: tosca_simple_yaml_1_3

description: Example VNF4 type

imports:
  - etsi_nfv_sol001_vnfd_types.yaml # all of VNFD types as defined in NFV SOL 001 GS

node_types:
  tosca.nodes.nfv.example_VNF4:
    derived_from: tosca.nodes.nfv.VNF
    properties:
      descriptor_id:
        type: string
        constraints: [ equal: b1bb0ce7-ebca-4fa7-95ed-4840d70a1184 ]
        default: b1bb0ce7-ebca-4fa7-95ed-4840d70a1184
      provider:
        type: string
        constraints: [ equal: MyCompany ]
        default: MyCompany
      product_name:
        type: string
        constraints: [ equal: Example_VNF4 ]
        default: Example_VNF4
      software_version:
        type: string
        constraints: [ equal: '1.0' ]
        default: '1.0'
      descriptor_version:
        type: string
        constraints: [ equal: '1.0' ]
        default: '1.0'
      flavour_id:
        type: string
        constraints: [ equal: simple ]
        default: simple
      flavour_description:
        type: string
        default: ""
      vnfm_info:
        type: list
        entry_schema:
          type: string
          constraints: [ valid_values: [ [ '0:MyCompany-1.0.0' ] ] ]
          default: [ '0:MyCompany-1.0.0' ]
    requirements:
      - virtual_link_1:
          capability: tosca.capabilities.nfv.VirtualLinkable
          relationship: tosca.relationships.nfv.VirtualLinksTo
          occurrences: [ 1, 1 ]
      - virtual_link_2:
          capability: tosca.capabilities.nfv.VirtualLinkable
          relationship: tosca.relationships.nfv.VirtualLinksTo
          occurrences: [ 1, 1 ]
```

A.13 Virtual IP address connection point

Virtual IP address connection points (VipCps) are used to allocate one or multiple IP addresses that are shared by other CP instances, which may be instances of the same or of different VduCp or VnfExtCp nodes.

Load balancing

In the following example two or more instances of a particular VNFC are created. The respective instances of the VduCp, in addition to their default IP address which is assigned according to the 'protocol' property, share a virtual IP address. The multiple instances are created for load sharing purposes.

In this particular example the VduCp is re-exposed as VnfExtCp. Therefore the VipCp is also re-exposed as VnfExtCp.

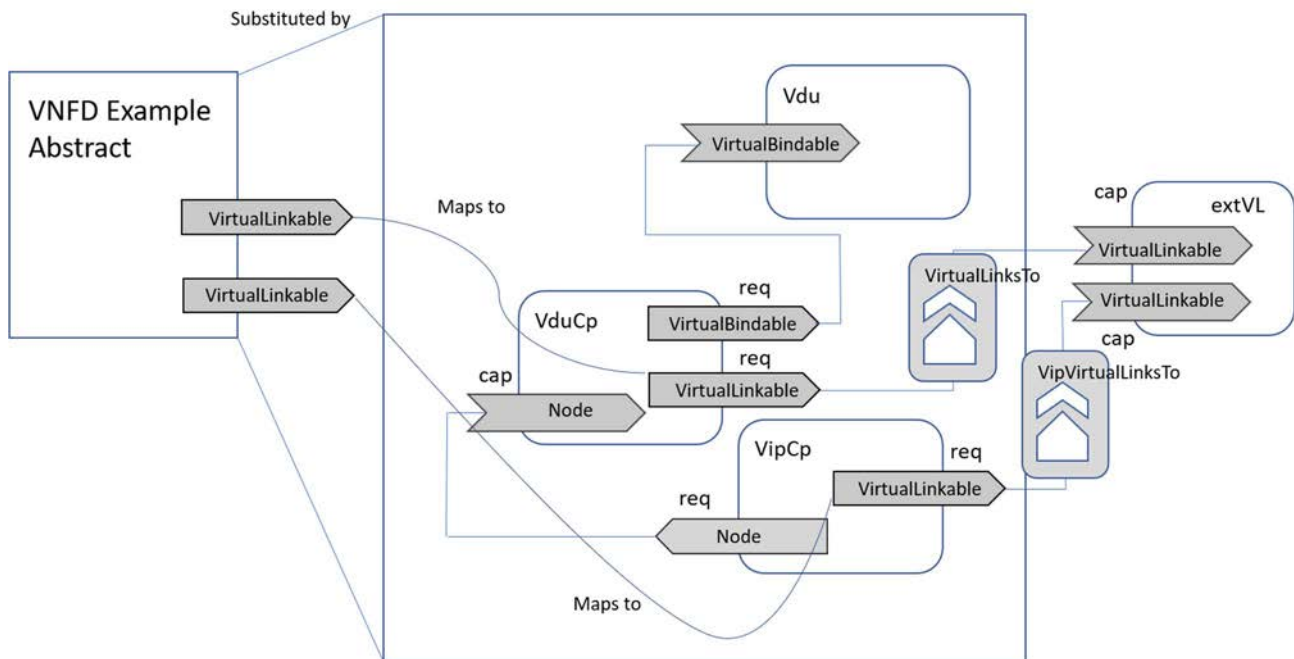


Figure A.13-1: VNFD with a VDU connection point acting as VnfExtCp and sharing a virtual IP address

In this example the VduCp and the VipCp are exposed as VnfExtCps. Thus, the VNF abstract node has two requirements for a VirtualLinkable capability. One of them uses the VirtualLinksTo relationship and the other one uses the VipVirtualLinksTo relationship. Both requirements are considered in the substitution mapping.

The following service template shows the relevant parts of the TOSCA VNFD corresponding to figure A.13-1. For simplicity, a single deployment flavour VNF is assumed.

```
tosca_definitions_version: tosca_simple_yaml_1_3
description: Relational database, simple
imports:
  - etsi_nfv_sol001_vnfd_types.yaml # all of TOSCA VNFD types as defined in ETSI
    GS NFV-SOL 001 for a VNFD
node_types:
  MyCompany.SunshineDB.1_0.1_0:
    derived_from: tosca.nodes.nfv.VNF
    properties:
      descriptor_id:
        type: string
        constraints: [ equal: b1bb0ce7-ebca-4fa7-95ed-4840d70a1177 ]
        default: b1bb0ce7-ebca-4fa7-95ed-4840d70a1177
    provider:
      type: string
```



```

    constraints: [ equal: MyCompany ]
    default: MyCompany
  product_name:
    type: string
    constraints: [ equal: SunshineDB ]
    default: SunshineDB
  software_version:
    type: string
    constraints: [ equal: '1.0' ]
    default: '1.0'
  descriptor_version:
    type: string
    constraints: [ equal: '1.0' ]
    default: '1.0'
  flavour_id:
    type: string
    constraints: [ valid_values: [ simple ] ]
    default: simple
  flavour_description:
    type: string
    default: ""
  vnfm_info:
    type: list
    entry_schema:
      type: string
      constraints: [ valid_values: [ [ '0:MyCompany-1.0.0' ] ] ]
      default: [ '0:MyCompany-1.0.0' ]
  interfaces:
    Vnflcm:
      operations:
        instantiate: {}
        terminate: {}
  requirements:
    - virtual_link:
        capability: tosca.capabilities.nfv.VirtualLinkable
        relationship: tosca.relationships.nfv.VirtualLinksTo
        occurrences: [ 0, 1 ]
    - virtual_link_vip:
        capability: tosca.capabilities.nfv.VirtualLinkable
        relationship: tosca.relationships.nfv.VipVirtualLinksTo
        occurrences: [ 0, 1 ]

topology_template:
  substitution_mappings:
    node_type: MyCompany.SunshineDB.1_0.1_0
  requirements:
    virtual_link: [ Vdu-A-Cp, virtual_link ]
    virtual_link_vip: [ VipCp, virtual_link ]

node_templates:
  SunshineDB:
    type: MyCompany.SunshineDB.1_0.1_0
    # properties:
    #   # omitted for brevity
    # interfaces:
    #   # omitted for brevity

  VDU-A:
    type: tosca.nodes.nfv.Vdu.Compute
    properties:
      name: VDU-A

```

```

description: VDU-A description
vdu_profile:
  min_number_of_instances: 2
  max_number_of_instances: 5
  # other properties omitted for brevity
capabilities:
  virtual_compute:
    properties: # following properties are required.
      virtual_memory:
        virtual_mem_size: 1 GB
      virtual_cpu:
        num_virtual_cpu: 1
# requirements:
# omitted for brevity

```

Vdu-A-Cp:

```

type: toasca.nodes.nfv.VduCp
properties:
  protocol: [associated_layer_protocol: ipv4 ]
  trunk_mode: false
  layer_protocols: [ ipv4 ]
  role: leaf
  description: Internal connection point on an VL
requirements:
  - virtual_binding: VDU-A
  #- virtual_link: # the target node is determined in the NSD

```

VipCp:

```

type: toasca.nodes.nfv.VipCp
properties:
  vip_function: load_balance
  protocol:
    - associated_layer_protocol: ipv4
      address_data:
        - address_type: ip_address
          l3_address_data:
            ip_address_assignment: true
            floating_ip_activated: false
            number_of_ip_address: 1
  trunk_mode: false
  layer_protocols: [ ipv4 ]
  description: >

```

Virtual IP connection point. It holds one IP address shared by all instances (between 2 and 5 according to the vdu_profile) of the Vdu-A-Cp node. Floating IP address is not used in the VipCp. Thus, incoming packets are forwarded with unmodified destination address to one of the instances of Vdu-A-Cp. A router external to the VNF with Equal-Cost Multi-Path (ECMP) load balancing functionality is assumed to be properly configured to route the packets accordingly to the available instances applying load balancing, i.e. one packet is only forwarded to one instance.

```

requirements:
  - target: Vdu-A-Cp
  # - virtual_link: # the target node is determined in the NSD

```

High availability

In the following example, a VNF uses two VNFCs to provide high availability of a service. One of them is the active one receiving IP packets, the other one is in stand-by mode. The VNF logic determines which VNFC is the active and which is the stand-by. The respective VduCp instances, in addition to their default IP address which is assigned according to the 'protocol' property, share a virtual IP address. At any point in time, only one of the VduCp instances, the one belonging to the active VNFC, is bound to the virtual IP address, i.e. only one receives the packets. During the life of the VNF the binding may change, for example in case of failure of the active VNFC, or if determined by the VNF logic. In order to bind the virtual IP address, the active VNFC sends a Gratuitous ARP (G-ARP) message with the mapping of the VIP address to its MAC address. A router external to the VNF updates its routing tables when receiving the G-ARP and thereafter routes packets that have the virtual IP address as destination address to the active VNFC.

In this particular example the VduCps are re-exposed as VnfExtCps. Therefore the VipCp is also re-exposed as VnfExtCp.

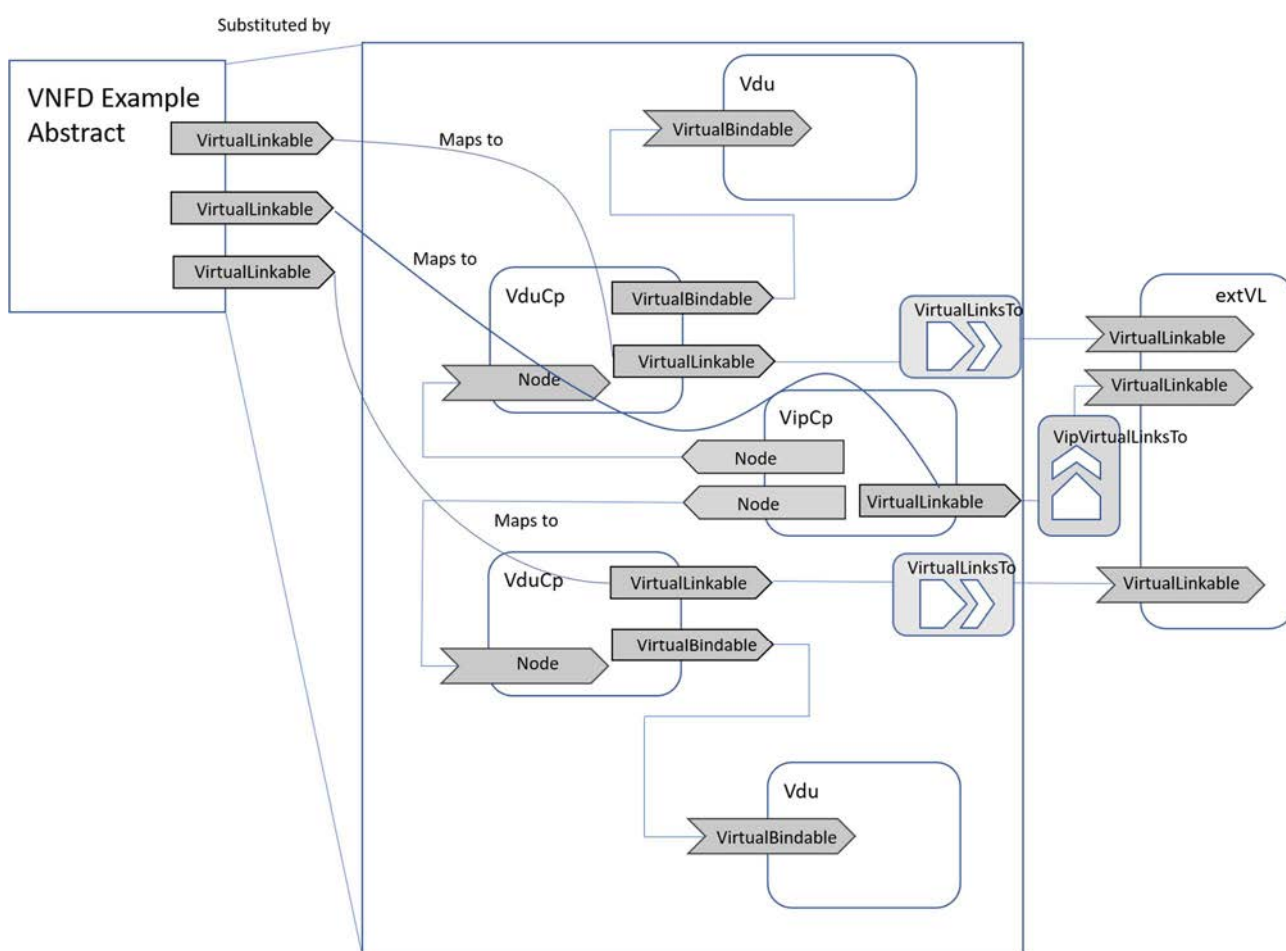


Figure A.13-2: VNFD with two VDU connection points acting as VnfExtCps and sharing a virtual IP address

In this example the two VduCps and the VipCp are exposed as VnfExtCps. Therefore the VNF abstract node has three requirements for a VirtualLinkable capability. Two of them use the VirtualLinksTo relationship and the third one uses the VipVirtualLinksTo relationship. The three of them are considered in the substitution mapping.

The following service template shows the relevant parts of the TOSCA VNFD corresponding to figure A.13-2. For simplicity, a single deployment flavour VNF is assumed.

```

tosca_definitions_version: tosca_simple_yaml_1_3
description: Relational database, simple
imports:
  - etsi_nfv_sol001_vnfd_types.yaml # all of TOSCA VNFD types as defined in ETSI
    GS NFV-SOL 001 for a VNFD

node_types:
  MyCompany.SunshineDB.1_0.1_0:
    derived_from: tosca.nodes.nfv.VNF
    properties:
      descriptor_id:
        type: string
        constraints: [ equal: b1bb0ce7-ebca-4fa7-95ed-4840d70a1177 ]
        default: b1bb0ce7-ebca-4fa7-95ed-4840d70a1177
      provider:
        type: string
        constraints: [ equal: MyCompany ]
        default: MyCompany
      product_name:
        type: string
        constraints: [ equal: SunshineDB ]
        default: SunshineDB
      software_version:
        type: string
        constraints: [ equal: '1.0' ]
        default: '1.0'
      descriptor_version:
        type: string
        constraints: [ equal: '1.0' ]
        default: '1.0'
      flavour_id:
        type: string
        constraints: [ valid_values: [ simple ] ]
        default: simple
      flavour_description:
        type: string
        default: ""
      vnfm_info:
        type: list
        entry_schema:
          type: string
          constraints: [ valid_values: [ [ '0:MyCompany-1.0.0' ] ] ]
          default: [ '0:MyCompany-1.0.0' ]
    # interfaces:
    #   # omitted for brevity
  requirements:
    - virtual_link:
        capability: tosca.capabilities.nfv.VirtualLinkable
        relationship: tosca.relationships.nfv.VirtualLinksTo
        occurrences: [ 0, 1 ]
    - virtual_link_sby:
        capability: tosca.capabilities.nfv.VirtualLinkable
        relationship: tosca.relationships.nfv.VirtualLinksTo
        occurrences: [ 0, 1 ]
    - virtual_link_vip:
        capability: tosca.capabilities.nfv.VirtualLinkable
        relationship: tosca.relationships.nfv.VipVirtualLinksTo
        occurrences: [ 0, 1 ]

```

```

topology_template:
  substitution_mappings:
    node_type: MyCompany.SunshineDB.1_0.1_0
  requirements:
    virtual_link: [ Vdu-A-Cp, virtual_link ]
    virtual_link_sby: [ Vdu-B-Cp, virtual_link ]
    virtual_link_vip: [ VipCp, virtual_link ]

node_templates:
  SunshineDB:
    type: MyCompany.SunshineDB.1_0.1_0
    # properties:
    #   omitted for brevity
    # interfaces:
    #   omitted for brevity

  VDU-A:
    type: toasca.nodes.nfv.Vdu.Compute
    properties:
      name: VDU-A
      description: VDU-A description

    vdu_profile:
      min_number_of_instances: 1
      max_number_of_instances: 1
      # other properties omitted for brevity
    capabilities:
      virtual_compute:
        properties: # following properties are required.
          virtual_memory:
            virtual_mem_size: 1 GB
          virtual_cpu:
            num_virtual_cpu: 1

      # requirements:
      #   omitted for brevity

  VDU-B:
    type: toasca.nodes.nfv.Vdu.Compute
    properties:
      name: VDU-B
      description: VDU-B description
    vdu_profile:
      min_number_of_instances: 1
      max_number_of_instances: 1
      # other properties omitted for brevity
    capabilities:
      virtual_compute:
        properties: # following properties are required.
          virtual_memory:
            virtual_mem_size: 1 GB
          virtual_cpu:
            num_virtual_cpu: 1

      # requirements:
      #   omitted for brevity

  Vdu-A-Cp:
    type: toasca.nodes.nfv.VduCp

```

```

properties:
  protocol: [associated_layer_protocol: ipv4 ]
  trunk_mode: false
  layer_protocols: [ ipv4 ]
  role: leaf
  description: Internal connection point on an VL
requirements:
  - virtual_binding: VDU-A
  #- virtual_link: # the target node is determined in the NSD

```

Vdu-B-Cp:

```

type: toasca.nodes.nfv.VduCp
properties:
  protocol: [associated_layer_protocol: ipv4 ]
  trunk_mode: false
  layer_protocols: [ ipv4 ]
  role: leaf
  description: Internal connection point on an VL
requirements:
  - virtual_binding: VDU-B
  #- virtual_link: # the target node is determined in the NSD

```

VipCp:

```

type: toasca.nodes.nfv.VipCp
properties:
  vip_function: high_availability
  protocol:
    - associated_layer_protocol: ipv4
      address_data:
        - address_type: ip_address
          l3_address_data:
            ip_address_assignment: true
            floating_ip_activated: true
            number_of_ip_address: 1
  trunk_mode: false
  layer_protocols: [ ipv4 ]
  description: >

```

Virtual IP connection point. It holds one IP address shared by the instances of the Vdu-A-Cp and the Vdu-B-Cp nodes (one instance of each). Floating IP address is used. Thus, incoming packets are first NATed to the virtual IP address and then forwarded with the virtual IP address as destination address to the instance of Vdu-A-Cp or Vdu-B-Cp that currently has the address binding.

```

requirements:
  - target: Vdu-A-Cp
  - target: Vdu-B-Cp
  # - virtual_link: # the target node is determined in the NSD

```

In the example above, the VipCp uses a floating IP address. Thus, the incoming packets are expected to have the floating IP as destination address and they are first NATed to the virtual IP address and then forwarded to the instance of the VduCp that currently has the binding to the virtual IP address.

If the VipCp does not use floating IP address, the incoming packets are expected to have the virtual IP address as destination address.

A.14 NSD VNF Forwarding Graph design example

The following template fragment illustrates a VNF FG data model for a Network Service. The NS consists of VNF_1, VNF_2, VNF_3 and NsvirtualLink_1 as its constituents. VNF_1, VNF_2 and VNF_3 node templates have virtual link requirements pointing to node templates of the type `tosca.nodes.nfv.Forwarding` defined in clause 7.8.8 which in turn have virtual link requirements pointing to the NS virtual links *or* to external virtual links (i.e. *transport links beyond the SAPs*) to which these VNFs are attached.

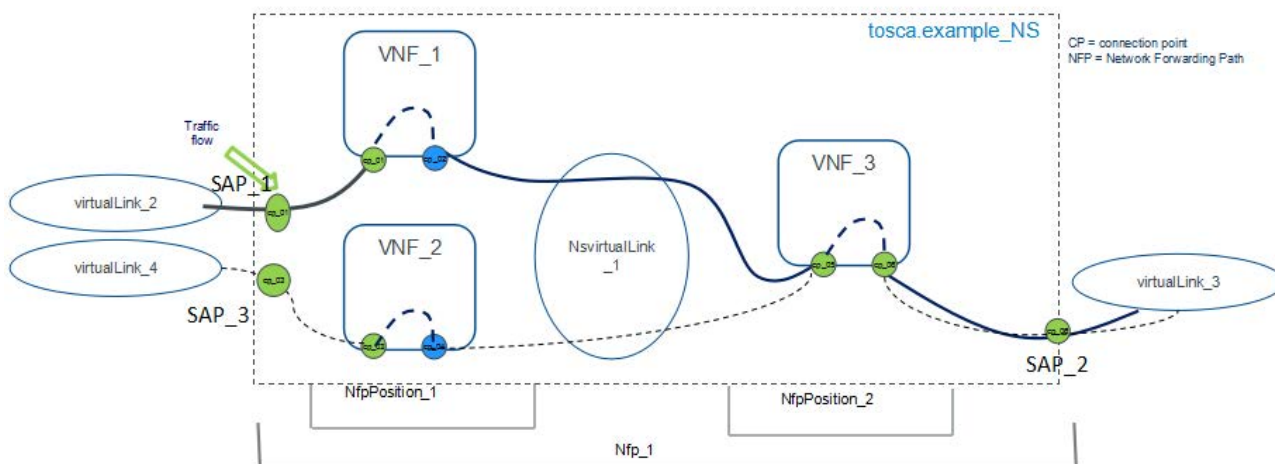


Figure A.14-1: Example Network Forwarding Path

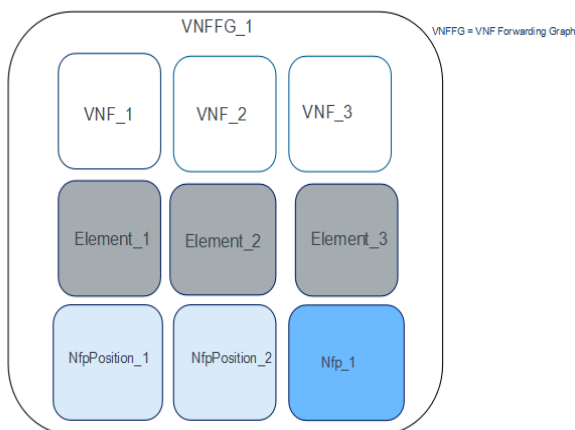


Figure A.14-2: Example VNFFG_1 group with constituent elements

```
tosca_definitions_version: toska_simple_yaml_1_3
description: VNF FG Model for example_NS
imports:
  - etsi_nfv_sol001_nsd_types.yaml # all of NSD related TOSCA types as defined in
    ETSI GS NFV-SOL 001
  - example_vnf1.yaml # uri of the yaml file which contains the
    toska.nodes.nfv.example_VNF1 node type definition, this file might be included in
    the NSD file structure
  - example_vnf2.yaml # uri of the yaml file which contains the
    toska.nodes.nfv.example_VNF2 node type definition, this file might be included in
    the NSD file structure
```

- example_vnf3.yaml # uri of the yaml file which contains the toasca.nodes.nfv.example_VNF3 node type definition, this file might be included in the NSD file structure

```

data_types:
  MyCompany.datatypes.nfv.NsInstantiateAdditionalParameters:
    derived_from: toasca.datatypes.nfv.NsOperationAdditionalParameters

node_types:
  toasca.example_NS:
    derived_from: toasca.nodes.nfv.NS
    properties:
      descriptor_id:
        type: string
        constraints: [ equal: b1bb0ce7-ebca-4fa7-95ed-4840d70a1177 ]
        default: b1bb0ce7-ebca-4fa7-95ed-4840d70a1177
      designer:
        type: string
        constraints: [ equal: MyCompany ]
        default: MyCompany
      name:
        type: string
        constraints: [ equal: ExampleService ]
        default: ExampleService
      version:
        type: string
        constraints: [ equal: '1.0' ]
        default: '1.0'
      invariant_id:
        type: string
        constraints: [ equal: 1111-2222-aaaa-bbbb ]
        default: 1111-2222-aaaa-bbbb
      flavour_id:
        type: string
        constraints: [ equal: simple ]
        default: simple
    interfaces:
      Nslcm:
        type: toasca.interfaces.nfv.Nslcm
        operations:
          instantiate:
            inputs:
              additional_parameters:
                type: MyCompany.datatypes.nfv.NsInstantiateAdditionalParameters
                required: false
    requirements:
      - virtual_link:
          capability: toasca.capabilities.nfv.VirtualLinkable
          relationship: toasca.relationships.nfv.VirtualLinksTo
          occurrences: [ 0, 0 ]
      - virtual_link_2:
          capability: toasca.capabilities.nfv.VirtualLinkable
          relationship: toasca.relationships.nfv.VirtualLinksTo
          occurrences: [ 0, 1 ]
      - virtual_link_3:
          capability: toasca.capabilities.nfv.VirtualLinkable
          relationship: toasca.relationships.nfv.VirtualLinksTo
          occurrences: [ 0, 1 ]
      - virtual_link_4:

```



```

    capability: tosca.capabilities.nfv.VirtualLinkable
    relationship: tosca.relationships.nfv.VirtualLinksTo
    occurrences: [ 0, 1 ]

topology_template:
  substitution_mappings:
    node_type: tosca.example_NS
    requirements:
      virtual_link_2: [ VNF_1_forward_1, virtual_link ] # the requirement of SAP_1
      virtual_link_3: [ VNF_3_forward_6, virtual_link ] # the requirement of SAP_2
      virtual_link_4: [ VNF_2_forward_3, virtual_link ] # the requirement of SAP_3

node_templates:
  my_service:
    type: tosca.example_NS
    properties:
      # . . .
    interfaces:
      Nslcm:
        operations:
          instantiate:
            implementation: instantiate.workflow.yaml
          terminate:
            implementation: terminate.workflow.yaml

NsVirtualLink_1:
  type: tosca.nodes.nfv.NsVirtualLink
  properties:
    vl_profile:
      min_bitrate_requirements:
        root: 100000
      max_bitrate_requirements:
        root: 200000
    connectivity_type:
      layer_protocols: [ ipv4 ]
    # . . .

VNF_1:
  type: tosca.nodes.nfv.example_VNF1
  properties:
    # . . .
  requirements:
    - virtual_link: VNF_1_forward_1 # related to cp_01 in VNF_1
    - virtual_link_2: VNF_1_forward_2 # related to cp_02 in VNF_1

VNF_1_forward_1:
  type: tosca.nodes.nfv.Forwarding

VNF_1_forward_2:
  type: tosca.nodes.nfv.Forwarding
  requirements:
    - virtual_link: NsVirtualLink_1

VNF_2:
  type: tosca.nodes.nfv.example_VNF2
  properties:
    # . . .

```

```

requirements:
  - virtual_link: VNF_2_forward_3 # related to cp_03 in VNF_2
  - virtual_link_4: VNF_2_forward_4 # related to cp_04 in VNF_2

VNF_2_forward_3:
  type: toasca.nodes.nfv.Forwarding

VNF_2_forward_4:
  type: toasca.nodes.nfv.Forwarding
  requirements:
    - virtual_link: NsVirtualLink_1

VNF_3:
  type: toasca.nodes.nfv.example_VNF3
  properties:
    # . . .
  requirements:
    - virtual_link: VNF_3_forward_5 # related to cp_05 in VNF_3
    - virtual_link_3: VNF_3_forward_6 # related to cp_06 in VNF_3

VNF_3_forward_5:
  type: toasca.nodes.nfv.Forwarding
  requirements:
    - virtual_link: NsVirtualLink_1

VNF_3_forward_6:
  type: toasca.nodes.nfv.Forwarding

# NfpPositionElement (Service Function) for VNF_1
Element_1:
  type: toasca.nodes.nfv.NfpPositionElement
  requirements:
    - profile_element:
        node: VNF_1_forward_1
        capability: forwarding
    - profile_element:
        node: VNF_1_forward_2
        capability: forwarding

# NfpPositionElement (Service Function) for VNF_2
Element_2:
  type: toasca.nodes.nfv.NfpPositionElement
  requirements:
    - profile_element:
        node: VNF_2_forward_3
        capability: forwarding
    - profile_element:
        node: VNF_2_forward_4
        capability: forwarding

# NfpPositionElement (Service Function) for VNF_3
Element_3:
  type: toasca.nodes.nfv.NfpPositionElement
  requirements:
    - profile_element:
        node: VNF_3_forward_5
        capability: forwarding

```

```

    - profile_element:
      node: VNF_3_forward_6
      capability: forwarding

# NfpPosition_1 with Element_1 and Element_2 as constituents
NfpPosition_1:
  type: toasca.nodes.nfv.NfpPosition
  properties:
    forwarding_behaviour: lb
  requirements:
    - element: Element_1
    - element: Element_2

# NfpPosition_2 with Element_3 as constituents
NfpPosition_2:
  type: toasca.nodes.nfv.NfpPosition
  properties:
    forwarding_behaviour: all
  requirements:
    - element: Element_3

Nfp_1:
  type: toasca.nodes.nfv.NFP
  requirements:
    - nfp_position: NfpPosition_1
    - nfp_position: NfpPosition_2

policies:
  - NfpRule_1:
    type: toasca.policies.nfv.NfpRule
    properties:
      ether_destination_address: 00:0a:95:9d:68:16
      ether_source_address: 00:A0:C9:14:C8:29
      ether_type: ipv4
      vlan_tag:
        - "10"
        - "20"
        - "30"
      protocol: tcp
      dscp: "101111"
      source_port_range: [ 5000, 15000 ]
      destination_port_range: [ 800, 8080 ]
      source_ip_address_prefix: 10.10.10.0
      destination_ip_address_prefix: 125.1.12.111
      extended_criteria:
        - starting_point: 3
          length: 4
          value: "1000"
      targets: [ Nfp_1 ]

groups:
  VNFFG_1:
    type: toasca.groups.nfv.VNFFG
    properties:
      description: VNF Forwarding Graph for example_NS
    members: [ Nfp_1, VNF_1, VNF_2, VNF_3, NsVirtualLink_1, Element_1, Element_2,
Element_3 ]

```

The following template fragment is part of the content in the example_vnf1.yaml.

```

tosca_definitions_version: tosca_simple_yaml_1_3
description: VNF Descriptor for VNF1
imports:
  - etsi_nfv_sol001_vnfd_types.yaml # all of VNFD related TOSCA types as defined in
ETSI GS NFV-SOL 001
node_types:
  tosca.nodes.nfv.example_VNF1:
    derived_from: tosca.nodes.nfv.VNF
    properties:
      descriptor_id:
        type: string
        constraints: [ equal: b1bb0ce7-2222-4fa7-95ed-4840d70a1179 ]
        default: b1bb0ce7-2222-4fa7-95ed-4840d70a1179
      provider:
        type: string
        constraints: [ equal: MyCompany ]
        default: MyCompany
      product_name:
        type: string
        constraints: [ equal: Example_VNF1 ]
        default: Example_VNF1
      software_version:
        type: string
        constraints: [ equal: '1.0' ]
        default: '1.0'
      descriptor_version:
        type: string
        constraints: [ equal: '1.0' ]
        default: '1.0'
      flavour_id:
        type: string
        constraints: [ equal: simple ]
        default: simple
      flavour_description:
        type: string
        default: ""
      vnfm_info:
        type: list
        entry_schema:
          type: string
          constraints: [ valid_values: [ [ '0:MyCompany-1.0.0' ] ] ]
          default: [ '0:MyCompany-1.0.0' ]
    requirements:
      - virtual_link_1:
          capability: tosca.capabilities.nfv.VirtualLinkable
          relationship: tosca.relationships.nfv.VirtualLinksTo
          occurrences: [ 0, 1 ]
      - virtual_link_2:
          capability: tosca.capabilities.nfv.VirtualLinkable
          relationship: tosca.relationships.nfv.VirtualLinksTo
          occurrences: [ 0, 1 ]

topology_template:
  substitution_mappings:
    node_type: tosca.nodes.nfv.example_VNF1
  requirements:
    virtual_link: [ cp_01, external_virtual_link ]
    virtual_link_2: [ cp_02, external_virtual_link ]

```

```

node_templates:
  cp_01:
    type: toasca.nodes.nfv.VnfExtCp
    properties:
      layer_protocols: [ ipv4 ]
      # . . . . .
    requirements:
      - internal_virtual_link: intVL-A

  cp_02:
    type: toasca.nodes.nfv.VnfExtCp
    properties:
      layer_protocols: [ ipv4 ]
      # . . . . .
    requirements:
      - internal_virtual_link: intVL-A

  intVL-A:
    type: toasca.nodes.nfv.VnfVirtualLink
    properties:
      connectivity_type:
        layer_protocols: [ ipv4 ]
      vl_profile:
        max_bitrate_requirements:
          root: 1000000
          leaf: 100000
        min_bitrate_requirements:
          root: 100000
          leaf: 10000

```

The following template fragment is part of the content in the example_vnf2.yaml.

```

tosca_definitions_version: toasca_simple_yaml_1_3
description: VNF Descriptor for VNF2
imports:
  - etsi_nfv_sol001_vnfd_types.yaml # all of VNFD related TOSCA types as defined in
  ETSI GS NFV-SOL 001
node_types:
  toasca.nodes.nfv.example_VNF2:
    derived_from: toasca.nodes.nfv.VNF
    properties:
      descriptor_id:
        type: string
        constraints: [ equal: b1bb0ce7-2222-4fa7-95ed-4840d70a1182 ]
        default: b1bb0ce7-2222-4fa7-95ed-4840d70a1182
      provider:
        type: string
        constraints: [ equal: MyCompany ]
        default: MyCompany
      product_name:
        type: string
        constraints: [ equal: Example_VNF2 ]
        default: Example_VNF2
      software_version:
        type: string
        constraints: [ equal: '1.0.0' ]
        default: '1.0.0'
      descriptor_version:
        type: string

```

```

    constraints: [ equal: '1.0.0' ]
    default: '1.0.0'
  flavour_id:
    type: string
    constraints: [ equal: simple ]
    default: simple
  flavour_description:
    type: string
    default: ""
  vnfm_info:
    type: list
    entry_schema:
      type: string
    constraints: [ valid_values: [ [ '0:MyCompany-1.0.0' ] ] ]
    default: [ '0:MyCompany-1.0.0' ]
  requirements:
    - virtual_link_1:
        capability: tosca.capabilities.nfv.VirtualLinkable
        relationship: tosca.relationships.nfv.VirtualLinksTo
        occurrences: [ 0, 1 ]
    - virtual_link_2:
        capability: tosca.capabilities.nfv.VirtualLinkable
        relationship: tosca.relationships.nfv.VirtualLinksTo
        occurrences: [ 0, 1 ]
    - virtual_link_4:
        capability: tosca.capabilities.nfv.VirtualLinkable
        relationship: tosca.relationships.nfv.VirtualLinksTo
        occurrences: [ 0, 1 ]

topology_template:
  substitution_mappings:
    node_type: tosca.nodes.nfv.example_VNF2
  requirements:
    virtual_link: [ cp_03, external_virtual_link ]
    virtual_link_4: [ cp_04, external_virtual_link ]

node_templates:
  cp_03:
    type: tosca.nodes.nfv.VnfExtCp
    properties:
      layer_protocols: [ ipv4 ]
      # . . . . .
    requirements:
      - internal_virtual_link: intVL-A

  cp_04:
    type: tosca.nodes.nfv.VnfExtCp
    properties:
      layer_protocols: [ ipv4 ]
      # . . . . .
    requirements:
      - internal_virtual_link: intVL-A

  intVL-A:
    type: tosca.nodes.nfv.VnfVirtualLink
    properties:
      connectivity_type:
        layer_protocols: [ ipv4 ]

```

```

vl_profile:
  max_bitrate_requirements:
    root: 1000000
    leaf: 100000
  min_bitrate_requirements:
    root: 100000
    leaf: 10000

```

The following template fragment is part of the content in the example_vnf3.yaml.

```

tosca_definitions_version: tosca_simple_yaml_1_3
description: VNF Descriptor for VNF3
imports:
  - etsi_nfv_sol001_vnfd_types.yaml # all of VNFD related TOSCA types as defined in
ETSI GS NFV-SOL 001
node_types:
  tosca.nodes.nfv.example_VNF3:
    derived_from: tosca.nodes.nfv.VNF
    properties:
      descriptor_id:
        type: string
        constraints: [ equal: b1bb0ce7-2222-4fa7-95ed-4840d70a1177 ]
        default: b1bb0ce7-2222-4fa7-95ed-4840d70a1177
      provider:
        type: string
        constraints: [ equal: MyCompany ]
        default: MyCompany
      product_name:
        type: string
        constraints: [ equal: Example_VNF3 ]
        default: Example_VNF3
      software_version:
        type: string
        constraints: [ equal: '1.0.0' ]
        default: '1.0.0'
      descriptor_version:
        type: string
        constraints: [ equal: '1.0.0' ]
        default: '1.0.0'
      flavour_id:
        type: string
        constraints: [ equal: simple ]
        default: simple
      flavour_description:
        type: string
        default: ""
      vnfm_info:
        type: list
        entry_schema:
          type: string
          constraints: [ valid_values: [ [ '0:MyCompany-1.0.0' ] ] ]
          default: [ '0:MyCompany-1.0.0' ]
    requirements:
      - virtual_link_1:
          capability: tosca.capabilities.nfv.VirtualLinkable
          relationship: tosca.relationships.nfv.VirtualLinksTo
          occurrences: [ 0, 1 ]
      - virtual_link_2:
          capability: tosca.capabilities.nfv.VirtualLinkable
          relationship: tosca.relationships.nfv.VirtualLinksTo

```

```

    occurrences: [ 0, 1 ]
  - virtual_link_3:
    capability: tosca.capabilities.nfv.VirtualLinkable
    relationship: tosca.relationships.nfv.VirtualLinksTo
    occurrences: [ 0, 1 ]

topology_template:
  substitution_mappings:
    node_type: tosca.nodes.nfv.example_VNF3
  requirements:
    virtual_link: [ cp_05, external_virtual_link ]
    virtual_link_3: [ cp_06, external_virtual_link ]

node_templates:
  cp_05:
    type: tosca.nodes.nfv.VnfExtCp
    properties:
      layer_protocols: [ ipv4 ]
      # . . .
    requirements:
      - internal_virtual_link: intVL-A

  cp_06:
    type: tosca.nodes.nfv.VnfExtCp
    properties:
      layer_protocols: [ ipv4 ]
      # . . .
    requirements:
      - internal_virtual_link: intVL-A

  intVL-A:
    type: tosca.nodes.nfv.VnfVirtualLink
    properties:
      connectivity_type:
        layer_protocols: [ ipv4 ]
      vl_profile:
        max_bitrate_requirements:
          root: 1000000
          leaf: 100000
        min_bitrate_requirements:
          root: 100000
          leaf: 10000

```

A.15 Auto-scale and auto-heal design

A.15.1 Introduction

This clause describes the Auto-scale and auto-heal policy design in a VNFD or NSD.

A.15.2 Auto-scale and auto-heal design with use of VNF indicator in VNFD

This clause illustrates an example of a VNF with two VNF indicators, one VNF indicator related to the utilization of the VNF and one related to the VNF health.

The modelling and handling of the indicator in the VNFD service template involves the following definitions:

- A VNF specific VNF indicator interface type definition that includes one notification for each VNF indicator.
- New attribute definition included in the VNF specific node type definition for each of the indicators.
- Two attributes to hold the values of the current scale level of the 'call_proc' and 'database' scaling aspects.

NOTE: It is assumed that this VNF has the same scaling aspects as defined in the example in clause A.6 ('call_proc' and 'database').

- An interface definition of the VNF specific Vnflcm type with input definitions of additional_parameters for the heal operation.
- An interface definition of the VNF specific VNF indicator type with an output definition for each notification indicating the attribute modified by the output of the notification.
- A VNF specific auto_scale and auto_heal policy definitions of tosca.policies.nfv.VnfIndicator type Each policy includes a trigger with an event associated to the notification, as well as condition and action.

```
tosca_definitions_version: tosca_simple_yaml_1_3
imports:
  - etsi_nfv_sol001_vnfd_types.yaml # all of TOSCA VNFD types as defined in ETSI
    GS NFV-SOL 001

interface_types:
  MyCompany.nfv.interfaces.VnfIndicator:
    derived_from: tosca.interfaces.nfv.VnfIndicator
    notifications:
      utilization:
        description: this notification is used to received asynchronous
information of value change of the utilization_vnf_indicator
      health:
        description: this notification is used to received asynchronous
information of value change of the health_vnf_indicator

node_types:
  MyCompany.SunshineDB.1_0.1_0:
    derived_from: tosca.nodes.nfv.VNF
    properties:
      descriptor_id:
        type: string
        constraints: [ equal: b1bb0ce7-ebca-4fa7-95ed-4840d70a1177 ]
        default: b1bb0ce7-ebca-4fa7-95ed-4840d70a1177
      provider:
        type: string
        constraints: [ equal: MyCompany ]
        default: MyCompany
      product_name:
        type: string
        constraints: [ equal: SunshineDB ]
        default: SunshineDB
      software_version:
        type: string
        constraints: [ equal: '1.0' ]
        default: '1.0'
      descriptor_version:
        type: string
        constraints: [ equal: '1.0' ]
        default: '1.0'
      flavour_id:
        type: string
```

```

    constraints: [ valid_values: [ simple ] ]
    default: simple
  flavour_description:
    type: string
    default: ""
  vnfm_info:
    type: list
    entry_schema:
      type: string
      constraints: [ valid_values: [ [ '0:MyCompany-1.0.0' ] ] ]
      default: [ '0:MyCompany-1.0.0' ]
  attributes:
    utilization_vnf_indicator:
      type: float
      description: holds the value of the utilization VNF indicator. It is
assigned the output value of the utilization notification.
    health_vnf_indicator:
      type: string
      description: holds the value of the health VNF indicator. It is assigned
the output value of the health notification.
    call_proc_scale_level:
      type: integer
    database_scale_level:
      type: integer
  interfaces:
    Vnflcm:
      operations:

#   scale: {}
      heal:
        inputs:
          additional_parameters:
            type: MyCompany.datatypes.nfv.HealAdditionalParameters
            required: false
        VnfIndicator:
          type: MyCompany.nfv.interfaces.VnfIndicator
          notifications:
            utilization:
              outputs:
                utilization_vnf_indicator: [ SELF, utilization_vnf_indicator ]
            health:
              outputs:
                health_vnf_indicator: [ SELF, health_vnf_indicator ]

data_types:
  MyCompany.datatypes.nfv.HealAdditionalParameters:
    derived_from: tosca.datatypes.nfv.VnfOperationAdditionalParameters
    properties:
      parameter_1:
        type: string
        required: false

policy_types:
  MyCompany.policies.nfv.VnfIndicator:
    derived_from: tosca.policies.nfv.VnfIndicator

topology_template:
  substitution_mappings:
    node_type: MyCompany.SunshineDB.1_0.1_0
# ..

```

```

node_templates:
  SunshineDB:
    type: MyCompany.SunshineDB.1_0.1_0
    attributes:
      call_proc_scale_level: { get_attribute: [ SELF, scale_status, call_proc,
scale_level ] }
      database_scale_level: { get_attribute: [ SELF, scale_status, database,
scale_level ] }

policies:
  - scaling_aspects:
    type: tosca.policies.nfv.ScalingAspects
    properties:
      aspects:
        database:
          name: ..
          description: ..
          max_scale_level: 2
          step_deltas:
            - delta_1
        call_proc:
          name: ..
          description: ..
          max_scale_level: 4
          step_deltas:
            - delta_1
  - auto_scale:
    type: tosca.policies.nfv.VnfIndicator
    properties:
      source: vnf
    triggers:
      scale_out:
        event: tosca.interfaces.nfv.VnfIndicator.utilization # full name of a
notification in the VnfIndicator interface
        condition:
          - utilization_vnf_indicator: [ { greater_or_equal: 60.0 } ]
          - call_proc_scale_level: [ { less_than: 3 } ]
        action:
          - call_operation:
              operation: Vnflcm.scale
              inputs:
                type:
                  value: scale_out
                aspect:
                  value: call_proc
      scale_in:
        event: tosca.interfaces.nfv.VnfIndicator.utilization # full name of a
notification in the VnfIndicator interface
        condition:
          - utilization_vnf_indicator: [ { less_or_equal: 20.0 } ]
          - call_proc_scale_level: [ { greater_than: 0 } ]
        action:
          - call_operation:
              operation: Vnflcm.scale
              inputs:
                type:
                  value: scale_in
                aspect:
                  value: call_proc

```

```

    targets: [SunshineDB ]

- auto_heal:
  type: toasca.policies.nfv.VnfIndicator
  properties:
    source: vnf
  triggers:
    red:
      event: toasca.interfaces.nfv.VnfIndicator.health # full name of a
notification in the VnfIndicator interface
      condition:
        health_vnf_indicator: [ { equal: red } ]
      action:
        - call_operation:
            operation: Vnflcm.heal
            inputs:
              cause:
                value: no_service
        yellow:
            event: toasca.interfaces.nfv.VnfIndicator.health
            condition:
              health_vnf_indicator: [ { equal: yellow } ]
            action:
              - call_operation:
                  operation: Vnflcm.heal
                  inputs:
                    cause:
                      value: degraded_service
    targets: [SunshineDB ]

- auto_heal_with_additional_parameters:
  type: MyCompany.policies.nfv.VnfIndicator
  properties:
    source: vnf
  triggers:
    red_or_yellow:
      event: toasca.interfaces.nfv.VnfIndicator.health # full name of a
notification in the VnfIndicator interface
      condition:
        or:
          - health_vnf_indicator: [ { equal: red } ]
          - health_vnf_indicator: [ { equal: yellow } ]
      action:
        - call_operation:
            operation: Vnflcm.heal
            inputs:
              cause:
                value: problem
                additional_parameters:
                  value:
                    parameter_1: value_1
    targets: [SunshineDB ]
#..

```

A.15.3 Auto-scale design with use of VNF indicator in NSD

This clause illustrates an example of a NS with two VNF indicators, one VNF indicator related to the utilization of the VNF_1 and one related to the utilization of the VNF_2.

The modelling and handling of the VNF indicator in the NSD service template involves the following definitions:

- A NS specific VNF indicator interface type definition that includes one notification for VNF indicators.
- New attribute definition included in the NS specific node type definition for each of the VNF indicators.
- Two attributes to hold the values of the current scale level of the 'call_proc' and 'database' scaling aspects.
- A NS specific auto_scale policy definitions of `tosca.policies.nfv.NsAutoScale` type, which includes a trigger with an event associated to the notification, as well as condition and action.

Example_NS.yaml:

```
tosca_definitions_version: toska_simple_yaml_1_3

description: Relational database, simple

imports:
  - etsi_nfv_sol001_nsd_types.yaml # all of NSD related TOSCA types as defined in ETSI
    GS NFV-SOL 001
  - example_VNF_1.yaml # uri of the yaml file which contains the definition of
    toska.nodes.nfv.example_VNF1, this file might be included in the NSD file structure
  - example_VNF_2.yaml # uri of the yaml file which contains the definition of
    toska.nodes.nfv.example_VNF2, this file might be included in the NSD file structure

data_types:
  MyCompany.datatypes.nfv.NsInstantiateAdditionalParameters:
    derived_from: toska.datatypes.nfv.NsOperationAdditionalParameters
    properties:
      parameter_1:
        type: string
        required: true
        default: value_1
      parameter_2:
        type: string
        required: true
        default: value_2

interface_types:
  MyCompany.nfv.interfaces.NsVnfIndicator:
    derived_from: toska.interfaces.nfv.NsVnfIndicator
    notifications:
      utilization:
        description: this notification is used to received asynchronous information of
        value change of the utilization_vnf_indicator

node_types:
  toska.example_NS:
    derived_from: toska.nodes.nfv.NS
    properties:
      descriptor_id:
        type: string
        constraints: [ equal: b1bb0ce7-ebca-4fa7-95ed-4840d70a1177 ]
        default: b1bb0ce7-ebca-4fa7-95ed-4840d70a1177
      designer:
        type: string
        constraints: [ equal: MyCompany ]
        default: MyCompany
    name:
      type: string
      constraints: [ equal: ExampleService ]
```

```

    default: ExampleService
  version:
    type: string
    constraints: [ equal: '1.0' ]
    default: '1.0'
  invariant_id:
    type: string
    constraints: [ equal: 1111-2222-aaaa-bbbb ]
    default: 1111-2222-aaaa-bbbb
  flavour_id:
    type: string
    constraints: [ equal: simple ]
    default: simple
  attributes:
    vnf_1_utilization_vnf_indicator:
      type: float
      description: holds the value of the vnf_1_utilization VNF indicator. It is
assigned the output value of the utilization notification.
    vnf_2_utilization_vnf_indicator:
      type: float
      description: holds the value of the vnf_1_utilization VNF indicator. It is
assigned the output value of the utilization notification.
    call_proc_scale_level:
      type: integer
    database_scale_level:
      type: integer
  interfaces:
    Nslcm:
      type: toasca.interfaces.nfv.Nslcm
      operations:
        instantiate:
          inputs:
            additional_parameters:
              type: MyCompany.datatypes.nfv.NsInstantiateAdditionalParameters
              required: false
    NsVnfIndicator:
      type: MyCompany.nfv.interfaces.NsVnfIndicator
      notifications:
        utilization: {}

topology_template:
  substitution_mappings:
    node_type: toasca.example_NS
  requirements:
    virtual_link: [ VNF_2, virtual_link_2 ] # the External connection point of
# VNF_2 is exposed as the Sap

node_templates:
  my_service:
    type: toasca.example_NS
    properties:
    attributes:
      call_proc_scale_level: { get_attribute: [ SELF, scale_status, call_proc ] }
      vnf_1_utilization_vnf_indicator: { get_attribute: [ VNF_1,
utilization_vnf_indicator ] } # required Vnf indicator for VNF_1 of this NS
      vnf_2_utilization_vnf_indicator: { get_attribute: [ VNF_2,
utilization_vnf_indicator ] } # required Vnf indicator for VNF_1 of this NS

  interfaces:
    Nslcm:

```

```

    operations:
      instantiate:
        implementation: instantiate.workflow.yaml
      terminate:
        implementation: terminate.workflow.yaml

VNF_1:
  type: toasca.nodes.nfv.example_VNF1
  properties:
    # no property assignments needed for required properties that have a default
value assigned in the node type definition, e.g. descriptor_id
    vnf_profile:
      instantiation_level: level_1
      min_number_of_instances: 2
      max_number_of_instances: 6
  requirements:
    - virtual_link: NsVirtualLink_1

VNF_2:
  type: toasca.nodes.nfv.example_VNF2
  properties:
    vnf_profile:
      instantiation_level: level_1
      min_number_of_instances: 1
      max_number_of_instances: 3

  requirements:
    - virtual_link_1: NsVirtualLink_1
    # - virtual_link_2: # map to virtual_link requirement of the NS node
    - dependency: VNF_1

NsVirtualLink_1:
  type: toasca.nodes.nfv.NsVirtualLink
  properties:
    connectivity_type:
      layer_protocols: [ipv4]
      flow_pattern: mesh
    vl_profile:
      max_bitrate_requirements:
        root: 1000
      min_bitrate_requirements:
        root: 1000

policies:
  - scaling_aspects:
      type: toasca.policies.nfv.NsScalingAspects
      properties:
        aspects:
          database:
            name: DatabaseScalingAspect
            description: This scaling aspect is for database
            ns_scale_levels:
              0:
                description: first NS level for the database scaling aspect
              1:
                description: second NS level for the database scaling aspect
          call_proc:
            name: ProcessorScalingAspect
            description: This scaling aspect is for Processor

```

```

    ns_scale_levels:
      0:
        description: first NS level for the processor scaling aspect
      1:
        description: second NS level for the processor scaling aspect
      2:
        description: third NS level for the processor scaling aspect

- auto_scale:
  type: toska.policies.nfv.NsAutoScale
#  properties:
#    # none
  triggers:
    scale_out:
      event: toska.interfaces.nfv.NsVnfIndicator.utilization # full name of a
notification in the VnfIndicator interface
      condition:
        - vnf_1_utilization_vnf_indicator: [ { greater_or_equal: 80.0 } ]
        - vnf_2_utilization_vnf_indicator: [ { greater_or_equal: 80.0 } ]
        - call_proc_scale_level: [ { less_than: 2 } ]
      action:
        - call_operation:
            operation: Nslcm.scale
            inputs:
              scale_ns_by_steps_data:
                scaling_direction: scale_out
                aspect: call_proc
    scale_in:
      event: toska.interfaces.nfv.NsVnfIndicator.utilization # full name of a
notification in the VnfIndicator interface
      condition:
        - vnf_1_utilization_vnf_indicator: [ { less_or_equal: 10.0 } ]
        - vnf_2_utilization_vnf_indicator: [ { less_or_equal: 10.0 } ]
        - call_proc_scale_level: [ { greater_than: 2 } ]
      action:
        - call_operation:
            operation: Nslcm.scale
            inputs:
              scale_ns_by_steps_data:
                scaling_direction: scale_out
                aspect: call_proc

  targets: [ my_service ]

```

The contents of example_VNF_1.yaml file with the VNF_1 node type definition are as follows:

```

tosca_definitions_version: toska_simple_yaml_1_3
description: VNFD for VNF_1

imports:
- etsi_nfv_sol001_vnfd_types.yaml # all of TOSCA VNFD types as defined in ETSI GS
NFV-SOL 001

interface_types:
  MyCompany.nfv.interfaces.VnfIndicator:
    derived_from: toska.interfaces.nfv.VnfIndicator
    notifications:
      utilization:
        description: this notification is used to received asynchronous information of

```



```

value change of the utilization_vnf_indicator
  health:
    description: this notification is used to received asynchronous information of
value change of the health_vnf_indicator

node_types:
  toska.nodes.nfv.example_VNF1:
    derived_from: toska.nodes.nfv.VNF
    properties:
      descriptor_id:
        type: string
        constraints: [ equal: b1bb0ce7-ebca-4fa7-95ed-4840d70a1177 ]
        default: b1bb0ce7-ebca-4fa7-95ed-4840d70a1177
      provider:
        type: string
        constraints: [ equal: MyCompany ]
        default: MyCompany
      product_name:
        type: string
        constraints: [ equal: SunshineDB ]
        default: SunshineDB
      software_version:
        type: string
        constraints: [ equal: '1.0' ]
        default: '1.0'
      descriptor_version:
        type: string
        constraints: [ equal: '1.0' ]
        default: '1.0'
      flavour_id:
        type: string
        constraints: [ valid_values: [ simple ] ]
        default: simple
      flavour_description:
        type: string
        default: ""
      vnfm_info:
        type: list
        entry_schema:
          type: string
          constraints: [ valid_values: [ [ '0:MyCompany-1.0.0' ] ] ]
          default: [ '0:MyCompany-1.0.0' ]
    attributes:
      utilization_vnf_indicator:
        type: float
        description: holds the value of the utilization VNF indicator. It is assigned
the output value of the utilization notification.
      health_vnf_indicator:
        type: string
        description: holds the value of the health VNF indicator. It is assigned the
output value of the health notification.
      call_proc_scale_level:
        type: integer
      database_scale_level:
        type: integer
    interfaces:
      Vnflcm:
        operations:
          scale: {}
      VnfIndicator:
        type: MyCompany.nfv.interfaces.VnfIndicator

```

```

notifications:
  utilization:
    outputs:
      utilization_vnf_indicator: [ SELF, utilization_vnf_indicator ]
  health:
    outputs:
      health_vnf_indicator: [ SELF, health_vnf_indicator ]

```

The contents of example_VNF_2.yaml file with the VNF_2 node type definition are as follows:

```

tosca_definitions_version: tosca_simple_yaml_1_3
description: VNFD for VNF_2

imports:
  - etsi_nfv_sol001_vnfd_types.yaml # all of TOSCA VNFD types as defined in ETSI GS
  NFV-SOL 001

interface_types:
  MyOtherCompany.nfv.interfaces.VnfIndicator:
    derived_from: tosca.interfaces.nfv.VnfIndicator
    notifications:
      utilization:
        description: this notification is used to received asynchronous information of
        value change of the utilization_vnf_indicator
      health:
        description: this notification is used to received asynchronous information of
        value change of the health_vnf_indicator

node_types:
  tosca.nodes.nfv.example_VNF2:
    derived_from: tosca.nodes.nfv.VNF
    properties:
      descriptor_id:
        type: string
        constraints: [ equal: b1bb0ce7-ebca-4fa7-95ed-4840d70a2233 ]
        default: b1bb0ce7-ebca-4fa7-95ed-4840d70a2233
      provider:
        type: string
        constraints: [ equal: MyOtherCompany ]
        default: MyOtherCompany
      product_name:
        type: string
        constraints: [ equal: MyProduct ]
        default: MyProduct
      software_version:
        type: string
        constraints: [ equal: '1.0' ]
        default: '1.0'
      descriptor_version:
        type: string
        constraints: [ equal: '1.0' ]
        default: '1.0'
      flavour_id:
        type: string
        constraints: [ valid_values: [ simple ] ]
        default: simple
      flavour_description:
        type: string
        default: ""

```

```

vnfm_info:
  type: list
  entry_schema:
    type: string
    constraints: [ valid_values: [ [ '0:MyCompany-1.0.0' ] ] ]
    default: [ '0:MyCompany-1.0.0' ]
  attributes:
    utilization_vnf_indicator:
      type: float
      description: holds the value of the utilization VNF indicator. It is assigned
the output value of the utilization notification.
    health_vnf_indicator:
      type: string
      description: holds the value of the health VNF indicator. It is assigned the
output value of the health notification.
    call_proc_scale_level:
      type: integer
    database_scale_level:
      type: integer
  interfaces:
    Vnflcm:
      operations:
        scale: {}
    VnfIndicator:
      type: MyOtherCompany.nfv.interfaces.VnfIndicator
      notifications:
        utilization:
          outputs:
            utilization_vnf_indicator: [ SELF, utilization_vnf_indicator ]
        health:
          outputs:
            health_vnf_indicator: [ SELF, health_vnf_indicator ]
  requirements:
    - virtual_link:
      capability: tosca.capabilities.nfv.VirtualLinkable
      relationship: tosca.relationships.nfv.VirtualLinksTo
      occurrences: [ 0, 0 ]
    - virtual_link_1:
      capability: tosca.capabilities.nfv.VirtualLinkable
      relationship: tosca.relationships.nfv.VirtualLinksTo
      occurrences: [ 1, 1 ]
    - virtual_link_2:
      capability: tosca.capabilities.nfv.VirtualLinkable
      relationship: tosca.relationships.nfv.VirtualLinksTo
      occurrences: [ 0, 1 ]

```

A.16 VDU connection point in trunk mode

With supporting trunk mode, a VM can differentiate between traffic of many networks by different encapsulation types and Ids, instead of using many vNICs. Connection points of a VDU are combined into one VIF by turning one connection point into a trunk parent port and the other connection points into trunk subports of the same trunk. A trunk logical model is a collection of connection points. Different infrastructure technologies may have different way to implement trunk logical model.

The main concept of difference between subport and parent port:

- The parent port can associate to the VM and a network.
- The parent port can be associated by subports.

- The subport cannot associate directly to the VM but through the parent port and a network.
- The traffic of sub-port can be encapsulated as required.

In the following example, there are three connection points are needed in initial deployment stage, one VdpCp node taken as trunk port and two VduSubCp nodes taken as trunk subports. With respect to VduSubCp node, requirement virtual_binding, if existing, is useless because the trunk_binding have priority over it.

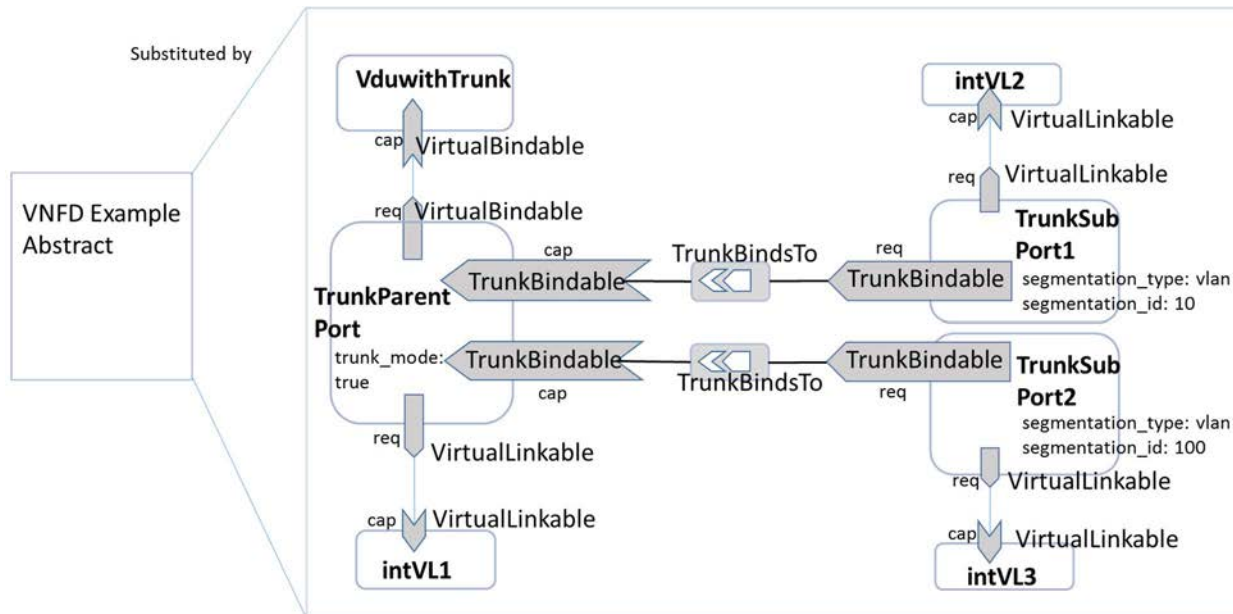


Figure A.16-1: VNFD with a VDU has three connection points group as trunk

The following service template shows the relevant parts of the TOSCA VNFD corresponding to figure A.16-1:

```
tosca_definitions_version: tosca_simple_yaml_1_3
# ...
imports:
- etsi_nfv_sol001_vnfd_types.yaml # all of TOSCA VNFD types as defined in ETSI
  GS NFV-SOL 001

topology_template:
  node_templates:
#...
    VduwithTrunk:
      type: tosca.nodes.nfv.Vdu.Compute
      properties:
        name: VduwithTrunk
        description: compute node with trunk port
        vdu_profile:
          min_number_of_instances: 3
          max_number_of_instances: 4
      capabilities:
        virtual_compute:
          properties:
            virtual_memory:
              virtual_mem_size: 8192 MiB
            virtual_cpu:
              num_virtual_cpu: 2
# omitted for brevity

    TrunkParentPort:
      type: tosca.nodes.nfv.VduCp
      properties:
```

```
    layer_protocols: [ ipv4 ]
    trunk_mode: true
# omitted for brevity
requirements:
  - virtual_binding: VduwithTrunk
  - virtual_link: intVL1

TrunkSubPort1:
  type: toasca.nodes.nfv.VduSubCp
  properties:
# omitted for brevity
    layer_protocols: [ ipv4 ]
    segmentation_type: vlan
    segmentation_id: 10
  requirements:
    - trunk_binding: TrunkParentPort
    - virtual_link: intVL2

TrunkSubPort2:
  type: toasca.nodes.nfv.VduSubCp
  properties:
# omitted for brevity
    layer_protocols: [ ipv4 ]
    segmentation_type: vlan
    segmentation_id: 100
  requirements:
    - trunk_binding: TrunkParentPort
    - virtual_link: intVL3

intVL1:
  type: toasca.nodes.nfv.VnfVirtualLink
  properties:
    connectivity_type:
      layer_protocols: [ ipv4 ]
    vl_profile:
      max_bitrate_requirements:
        root: 100000
        leaf: 20000
      min_bitrate_requirements:
        root: 10000
        leaf: 10000 # omitted for brevity

intVL2:
  type: toasca.nodes.nfv.VnfVirtualLink
  properties:
    connectivity_type:
      layer_protocols: [ ipv4 ]
    vl_profile:
      max_bitrate_requirements:
        root: 100000
        leaf: 20000
      min_bitrate_requirements:
        root: 10000
        leaf: 10000
# omitted for brevity

intVL3:
  type: toasca.nodes.nfv.VnfVirtualLink
  properties:
    connectivity_type:
      layer_protocols: [ ipv4 ]
    vl_profile:
      max_bitrate_requirements:
```

```

    root: 100000
    leaf: 20000
  min_bitrate_requirements:
    root: 10000
    leaf: 10000
# omitted for brevity

```

A.17 NS scaling

Clause A.17 shows the use of the NS policies to define the scaling aspects and NS scale levels.

The NSD NS_1 consists of the following components:

- Three VNFs specified with the VNF node templates: FrontEnd, CentralProcess and Database
- One nested NSD specified with the NS node template: SupportFrontEnd
- One NsVirtualLinkDesc specified with the NS VL node template: NS_VL_1

Figure A.17-1 shows the two scaling aspects and the two instantiation levels defined in this NS.

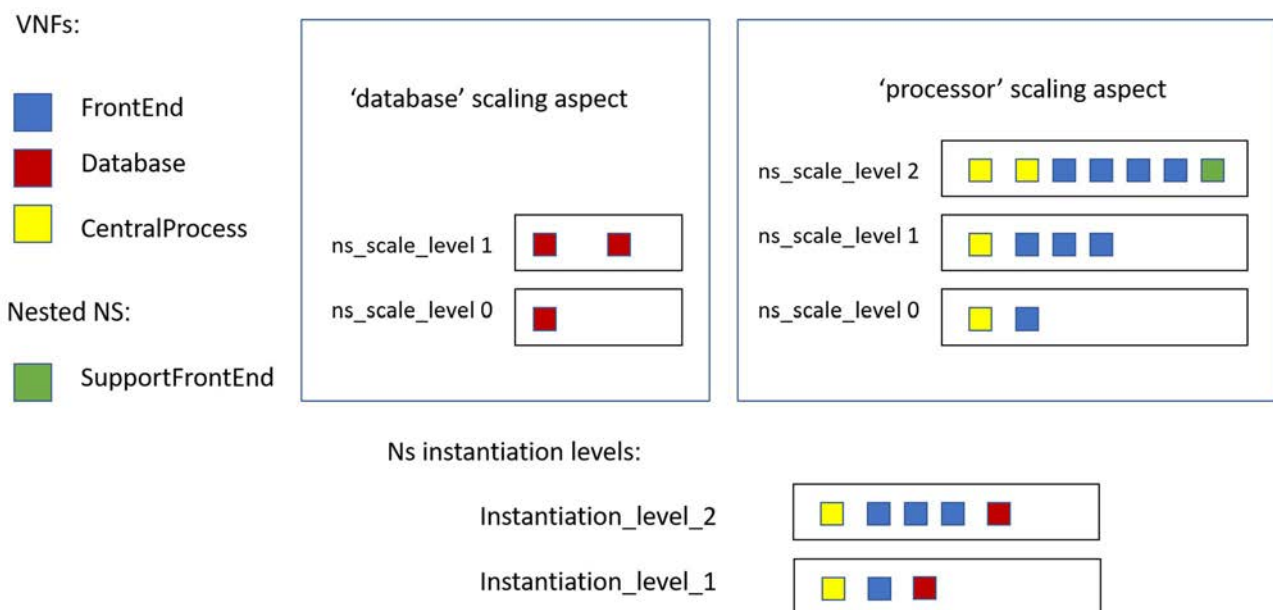


Figure A.17-1: NS scaling aspects and instantiation levels

```

tosca_definitions_version: tosca_simple_yaml_1_3
description: myExampleNs with scaling aspects
imports:
  - etsi_nfv_sol001_nsd_types.yaml # all of TOSCA NSD types as defined in ETSI
    GS NFV-SOL 001
  - MyScalableNs_Type.yaml # contains the NS node type definition.
  - SupportFrontEndNs.yaml # uri of the yaml file which contains the
    MyProviderCompany.NS.SupportFrontEndNs node type definition, this file might be
    included in the NSD file structure of NS_1.
  - FrontEnd_1_0.yaml # uri of the yaml file which contains the
    MyCompany.VNF.FrontEnd_1_0 node type definition, this file might be included in the NSD
    file structure of NS_1.

```

```

- Database_1_0.yaml # uri of the yaml file which contains the
MyCompany.VNF.Database_1_0 node type definition, this file might be included in the NSD
file structure of NS_1.
- CentralProcess_1_0.yaml # uri of the yaml file which contains the
MyCompany.VNF.CentralProcess_1_0 node type definition, this file might be included in
the NSD file structure of NS_1.

topology_template:
  substitution_mappings:
    node_type: MyProviderCompany.NS.MyScalableNS
  substitution_filter:
    properties:
      - flavour_id: { equal: small }
  requirements:
    virtual_link: [ FrontEnd, virtual_link_2 ]

node_templates:
  NS_1:
    type: MyProviderCompany.NS.MyScalableNS
    interfaces:
      Nslcm:
        operations:
          instantiate:
            implementation: instantiate.workflow.yaml
          terminate:
            implementation: terminate.workflow.yaml

  FrontEnd:
    type: MyCompany.VNF.FrontEnd_1_0
    properties:
      # no property assignments needed for required properties that have a default
value assigned in the node type definition, e.g. descriptor_id
      flavour_id: simple
      vnf_profile:
        instantiation_level: level_1
        min_number_of_instances: 1
        max_number_of_instances: 4
    requirements:
      - virtual_link_1: NS_VL_1
      # - virtual_link_2: # map to virtual_link requirement of the NS node

  Database:
    type: MyCompany.VNF.Database_1_0
    properties:
      # no property assignments needed for required properties that have a default
value assigned in the node type definition, e.g. descriptor_id
      flavour_id: simple
      vnf_profile:
        instantiation_level: level_1
        min_number_of_instances: 1
        max_number_of_instances: 2
    requirements:
      - virtual_link_1: NS_VL_1

  CentralProcess:
    type: MyCompany.VNF.CentralProcess_1_0
    properties:
      # no property assignments needed for required properties that have a default
value assigned in the node type definition, e.g. descriptor_id
      flavour_id: simple
      vnf_profile:

```

```

    instantiation_level: level_1
    min_number_of_instances: 1
    max_number_of_instances: 2
  requirements:
    - virtual_link_1: NS_VL_1

```

```

SupportFrontEnd:
  type: MyProviderCompany.NS.SupportFrontEndNs
  properties:
    descriptor_id: c1bb0ab8-deab-4fa7-95ed-4840d70a3574
    designer: MyCompany
    version: 1.0.0.0
    name: myExample2Service
    invariant_id: aaaa-bbbb-cccc-dddd
    ns_profile:
      ns_instantiation_level: level_1
      min_number_of_instances: 0
      max_number_of_instances: 1
  requirements:
    - virtual_link_1: NS_VL_1

```

```

NS_VL_1:
  type: tosca.nodes.nfv.NsVirtualLink
  properties:
    connectivity_type:
      layer_protocols: [ipv4]
      flow_pattern: mesh
    vl_profile:
      max_bitrate_requirements:
        root: 1000
      min_bitrate_requirements:
        root: 1000

```

```

policies:
  - scaling_aspects:
      type: tosca.policies.nfv.NsScalingAspects
      properties:
        aspects:
          database:
            name: DatabaseScalingAspect
            description: This scaling aspect is used to scale the Database VNF
            ns_scale_levels:
              0:
                description: first NS level for the database scaling aspect
              1:
                description: second NS level for the database scaling aspect
          processor:
            name: ProcessorScalingAspect
            description: This scaling aspect is used to scale the FrontEnd and
            CentralProcess VNFs and the SupportFrontEnd nested NS
            ns_scale_levels:
              0:
                description: first NS level for the processor scaling aspect
              1:
                description: second NS level for the processor scaling aspect
              2:
                description: second NS level for the processor scaling aspect

```

- FrontEndVnfToLevelMapping:

```

  type: tosca.policies.nfv.VnfToLevelMapping
  properties:

```



```

    aspect: processor
    number_of_instances:
      0: 1
      1: 3
      2: 4
    targets: [ FrontEnd ]

- CentralProcessVnfToLevelMapping:
  type: tosca.policies.nfv.VnfToLevelMapping
  properties:
    aspect: processor
    number_of_instances:
      0: 1
      1: 1
      2: 2
    targets: [ CentralProcess ]

- DatabaseVnfToLevelMapping:
  type: tosca.policies.nfv.VnfToLevelMapping
  properties:
    aspect: database
    number_of_instances:
      0: 1
      1: 2
    targets: [ Database ]

- SupportFrontEndNsToLevelMapping:
  type: tosca.policies.nfv.NsToLevelMapping
  properties:
    aspect: processor
    number_of_instances:
      0: 0
      1: 0
      2: 1
    targets: [ SupportFrontEnd ]

- ns_instantiation_levels:
  type: tosca.policies.nfv.NsInstantiationLevels
  properties:
    ns_levels:
      instantiation_level_1:
        description: low capacity instantiation level
      instantiation_level_2:
        description: high capacity instantiation level
      default_level: instantiation_level_1

- FrontEnd_instantiation_levels:
  type: tosca.policies.nfv.VnfToInstantiationLevelMapping
  properties:
    number_of_instances:
      instantiation_level_1: 1
      instantiation_level_2: 3
    targets: [ FrontEnd ]

- CentralProcess_instantiation_levels:
  type: tosca.policies.nfv.VnfToInstantiationLevelMapping
  properties:
    number_of_instances:
      instantiation_level_1: 1
      instantiation_level_2: 1

```

```

    targets: [ CentralProcess ]

- Database_instantiation_levels:
  type: tosca.policies.nfv.VnfToInstantiationLevelMapping
  properties:
    number_of_instances:
      instantiation_level_1: 1
      instantiation_level_2: 1
    targets: [ Database ]

- SupportFrontEnd_instantiation_levels:
  type: tosca.policies.nfv.NsToInstantiationLevelMapping
  properties:
    number_of_instances:
      instantiation_level_1: 0
      instantiation_level_2: 0
    targets: [ SupportFrontEnd ]

```

The contents of MyScalableNs_Type.yaml file with the node type definition are as follows:

```

tosca_definitions_version: tosca_simple_yaml_1_3

description: type definition of tosca.MyScalableNS

imports:
- etsi_nfv_sol001_nsd_types.yaml # all of TOSCA types as defined in ETSI
  GS NFV-SOL 001

node_types:
  MyProviderCompany.NS.MyScalableNS:
    derived_from: tosca.nodes.nfv.NS
    properties:
      descriptor_id:
        type: string
        constraints: [ valid_values: [ b1bb0ce7-ebca-4fa7-95ed-4840d70a1177 ] ]
        default: b1bb0ce7-ebca-4fa7-95ed-4840d70a1177
      designer:
        type: string
        constraints: [ valid_values: [ MyCompany ] ]
        default: MyCompany
      name:
        type: string
        constraints: [ valid_values: [ ExampleService ] ]
        default: ExampleService
      version:
        type: string
        constraints: [ valid_values: [ '1.0' ] ]
        default: '1.0'
      invariant_id:
        type: string
        constraints: [ valid_values: [ 1111-2222-aaaa-bbbb ] ]
        default: 1111-2222-aaaa-bbbb
      flavour_id:
        type: string
        constraints: [ valid_values: [ small, big ] ]
        default: small
    requirements:
      - virtual_link:
          capability: tosca.capabilities.nfv.VirtualLinkable
    interfaces:

```

```
Nslcm:
  type: toasca.interfaces.nfv.Nslcm
```

A.18 VNFD illustrating OsContainer modelling example

The following TOSCA service template provides an VNFD example for a containerized VNF. In this example the VNF comprises two VNFCs represented by two `Vdu.OsContainerDeployableUnit` nodes. One of the VNFCs (`vdu_1`) contains a single container while the second one (`vdu_2`) contains two containers and has storage resources. Each VNFC has an associated connection point (`VduCp`) connected to a VNF virtual link intended to be deployed as a secondary container cluster internal or external network. The service provided by the first VNFC is exposed using a virtual `Cp`. Each VNFC has also an additional associated connection point (`VduCp`) to be connected to an external NS virtual link for external management purposes. The logical structure of the VNF is illustrated in figure A.18-1.

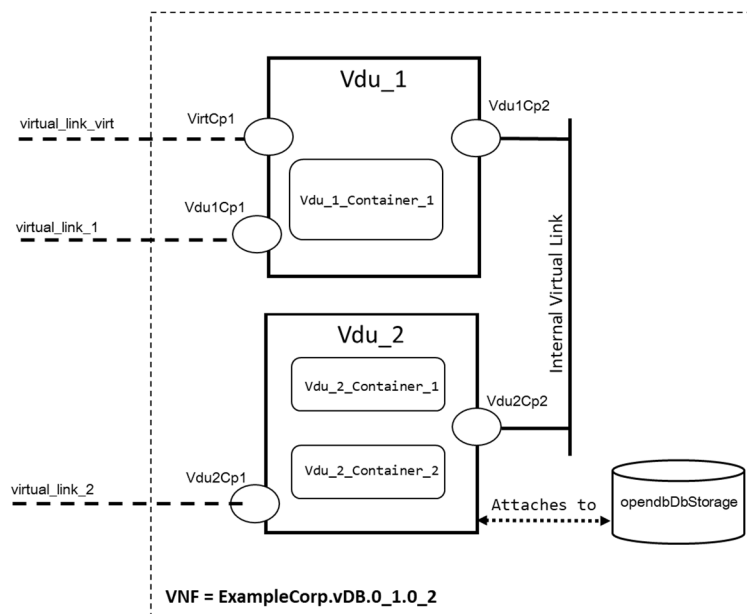


Figure A.18-1: Containerized VNF example

```
tosca_definitions_version: toasca_simple_yaml_1_3
description: A sample VNFD descriptor with containerized VDUs
imports:
  - etsi_nfv_sol001_vnfd_types.yaml # VNFD type definitions

data_types:
  Example.datatypes.nfv.VnfAdditionalConfigurableProperties:
    derived_from: toasca.datatypes.nfv.VnfAdditionalConfigurableProperties
    properties:
      name_prefix_in_cism:
        type: string
        required: false
      dns_server:
        type: list
        entry_schema:
          type: string
          required: false
  Example.datatypes.nfv.VnfConfigurableProperties:
    derived_from: toasca.datatypes.nfv.VnfConfigurableProperties
    properties:
      additional_configurable_properties:
        type: Example.datatypes.nfv.VnfAdditionalConfigurableProperties
```

```

node_types:
  ExampleCorp.vDB.0_1.0_2:
    derived_from: toasca.nodes.nfv.VNF
    properties:
      descriptor_id:
        default: 5af09567-fc5f-4be9-b372-0cc431ad5c03
        constraints: [ equal: 5af09567-fc5f-4be9-b372-0cc431ad5c03 ]
      descriptor_version:
        default: "0.2"
        constraints: [ equal: "0.2" ]
      provider:
        default: "ExampleCorp"
        constraints: [ equal: "ExampleCorp" ]
      product_name:
        default: "vDB"
        constraints: [ equal: "vDB" ]
      software_version:
        default: "0.1"
        constraints: [ equal: "0.1" ]
      vnf_info:
        type: list
        required: true
        description: Identifies VNF(s) compatible with the VNF
        entry_schema:
          type: string
          constraints: [ valid_values: [ [ 'etsivnf:v0.1.0' ] ] ]
          default: [ 'etsivnf:v0.1.0' ]
      flavour_id:
        default: simple
        constraints: [ valid_values: [ simple, complex ] ]
      flavour_description:
        default: ""
      configurable_properties:
        type: Example.datatypes.nfv.VnfConfigurableProperties
        description: Describes the configurable properties of the VNF
        required: false
    requirements:
      - virtual_link:
          capability: toasca.capabilities.nfv.VirtualLinkable
          relationship: toasca.relationships.nfv.VirtualLinksTo
          occurrences: [0, 0]
      - virtual_link_1:
          capability: toasca.capabilities.nfv.VirtualLinkable
          relationship: toasca.relationships.nfv.VirtualLinksTo
          occurrences: [0, 1]
      - virtual_link_2:
          capability: toasca.capabilities.nfv.VirtualLinkable
          relationship: toasca.relationships.nfv.VirtualLinksTo
          occurrences: [0, 1]
      - virtual_link_virt:
          capability: toasca.capabilities.nfv.VirtualLinkable
          relationship: toasca.relationships.nfv.VirtualLinksTo
          occurrences: [0, 1]

topology_template:
  substitution_mappings:
    node_type: ExampleCorp.vDB.0_1.0_2
  requirements:
    virtual_link_1: [ vdu1Cp1, virtual_link ]
    virtual_link_2: [ vdu2Cp1, virtual_link ]

```

```

virtual_link_virt: [ VirtCp1, virtual_link ]

node_templates:
  VNF:
    type: ExampleCorp.vDB.0_1.0_2
    properties:
      product_info_name: "Firewall"
      product_info_description: "Firewall with new functionality"
      configurable_properties: # All of the VNF configurable properties should
go here
        is_autoscale_enabled: true
        is_autoheal_enabled: true
        additional_configurable_properties:
          name_prefix_in_cism: "ExampleContainerizedVNF" # Default
          dns_server: [ "8.8.8.8", "8.8.4.4" ] #Default

        # modifiable_attributes: {} # All of the VNF modifiable properties
should go here
      flavour_id: simple
      flavour_description: "A specimen copy of the VNF Descriptor for containers"
    interfaces:
      Vnflcm:
        operations:
          # instantiate_start:
          # instantiate: # A sample illustration to run an instantiation script
without any inputs.
          instantiate_end: helm_test

          scale: #Invoked upon receipt of a Scale VNF request
            inputs:
              type: "scale_out"
              aspect: "default"

        artifacts:
          helm_test:
            description: Post instantiation test script
            type: toasca.artifacts.Implementation.Bash
            file: Artifacts/Tests/helm_test.sh

opendb_mciop:
  type: toasca.nodes.nfv.Mciop
  requirements:
    - associatedVdu: Vdu_2
  artifacts:
    opendb_helm:
      description: Helm Chart for opendb Pod
      type: toasca.artifacts.nfv.HelmChart
      file: Artifacts/Scripts/opendb.tgz

lb_mciop:
  type: toasca.nodes.nfv.Mciop
  requirements:
    - associatedVdu: Vdu_1
    - dependency: opendb_mciop
  artifacts:
    lb_helm:
      description: Helm Chart for lb Pod
      type: toasca.artifacts.nfv.HelmChart
      file: Artifacts/Scripts/lb.tgz

```

```

vdu1Cp1:
  type: toasca.nodes.nfv.VduCp
  description: "External CP for managing the VNFC"
  properties:
    layer_protocols: [ ethernet ]
    vnic_type: normal
    order: 1
  requirements:
    - virtual_binding: Vdu_1
    # - virtual_link: the target node is determined in the NSD

vdu1Cp2:
  type: toasca.nodes.nfv.VduCp
  description: "CP for intra-VNF communication"
  properties:
    layer_protocols: [ ethernet ]
    vnic_type: macvlan
    bitrate_requirement: 10000000000 #10 GiB
    order: 2
    trunk_mode: true # vdu1Cp2 is capable of carrying traffic for several VLANs.
  requirements:
    - virtual_binding: Vdu_1
    - virtual_link: InternalV1

VirtCp1:
  type: toasca.nodes.nfv.VirtualCp
  properties:
    layer_protocols: [ ipv6 ]
    protocol:
      - address_data:
          - address_type: ip_address
            l3_address_data:
              floating_ip_activated: true
              ip_address_assignment: false
              ip_address_type: ipv6
              number_of_ip_address: 1
            associated_layer_protocol: ipv6
    additionalServiceData:
      - portData:
          - name: DBAccessService
            protocol: tcp
            port: 8001
            portConfigurable: false
          - name: DBConfigService
            protocol: tcp
            port: 443
            portConfigurable: false
  requirements:
    - target: Vdu_1
    # - virtual_link: the target node is determined in the NSD

Vdu_1:
  type: toasca.nodes.nfv.Vdu.OsContainerDeployableUnit
  properties:
    name: "lb"
    description: "Advanced Software Load Balancer"
    vdu_profile:
      min_number_of_instances: 1
      max_number_of_instances: 4
    mcio_identification_data:
      name: lb_mcio

```

```

    type: Deployment
  requirements:
    - container: Vdu_1_Container_1

Vdu_1_Container_1:
  type: toasca.nodes.nfv.Vdu.OsContainer
  properties:
    name: "lb Container"
    description: "Advanced Software Load Balancer"
    requested_cpu_resources: 100 # In Milli-Cpus, ie 0.1 CPU
    cpu_resource_limit: 1000 # In Milli-Cpus, ie 1 CPU, single threaded
    requested_memory_resources: 10 MiB
    memory_resource_limit: 100 MiB
  artifacts:
    sw_image:
      type: toasca.artifacts.nfv.SwImage
      file: Artifacts/Images/lbimage
      properties:
        name: lb
        version: "7.3"
        checksum:
          algorithm: sha-256
          hash: a411cafee2f0f702572369da0b765e2
        container_format: docker
        size: "1024MB"

vdu2Cp1:
  type: toasca.nodes.nfv.VduCp
  description: "External CP for managing the VNFC"
  properties:
    layer_protocols: [ ethernet ]
    vnic_type: normal
  requirements:
    - virtual_binding: Vdu_2
    # - virtual_link: the target node is determined in the NSD

vdu2Cp2:
  type: toasca.nodes.nfv.VduCp
  description: "CP for intra-VNF communication"
  properties:
    layer_protocols: [ ethernet ]
    vnic_type: macvlan
    bitrate_requirement: 10000000000 #10 GiB
    order: 2
    trunk_mode: true # vdu2Cp2 is capable of carrying traffic for several VLANs.
  requirements:
    - virtual_binding: Vdu_2
    - virtual_link: InternalV1

opendbDbStorage:
  type: toasca.nodes.nfv.Vdu.VirtualBlockStorage
  properties:
    virtual_block_storage_data:
      size_of_storage: 100 GB
      rdma_enabled: false

Vdu_2:
  type: toasca.nodes.nfv.Vdu.OsContainerDeployableUnit
  properties:
    name: "opendb"

```

```
description: "DB Server"
vdu_profile:
  min_number_of_instances: 1
  max_number_of_instances: 1
mcio_identification_data:
  name: opendb_mcio
  type: StatefulSet
requirements:
- container: Vdu_2_Container_1
- container: Vdu_2_Container_2
- virtual_storage: opendbDbStorage

Vdu_2_Container_1:
type: toasca.nodes.nfv.Vdu.OsContainer
properties:
  name: "opendb FE Container"
  description: "DB Server Container"
  requested_cpu_resources: 1000 # In Milli-Cpus, ie 1 CPU
  cpu_resource_limit: 2500 # In Milli-Cpus, ie 2.5 CPU
  requested_memory_resources: 1 GiB
  memory_resource_limit: 10 GiB
artifacts:
  sw_image:
    type: toasca.artifacts.nfv.SwImage
    file: Artifacts/Images/opendbFEimage
    properties:
      name: opendb
      version: "4.3"
      checksum:
        algorithm: sha-256
        hash: a411cafee2f0f702572369da0b765e2
      container_format: docker
      size: "1024MB"

Vdu_2_Container_2:
type: toasca.nodes.nfv.Vdu.OsContainer
properties:
  name: "opendb Container"
  description: "DB Server Container"
  requested_cpu_resources: 1000 # In Milli-Cpus, ie 1 CPU
  cpu_resource_limit: 2500 # In Milli-Cpus, ie 2.5 CPU
  requested_memory_resources: 1 GiB
  memory_resource_limit: 10 GiB
artifacts:
  sw_image:
    type: toasca.artifacts.nfv.SwImage
    file: Artifacts/Images/opendbBEimage
    properties:
      name: opendb
      version: "4.3"
      checksum:
        algorithm: sha-256
        hash: a411cafee2f0f702572369da0b765e2
      container_format: docker
      size: "1024MB"

InternalV1:
type: toasca.nodes.nfv.VnfVirtualLink
properties:
  connectivity_type:
```



```

layer_protocols: [ ethernet ]
description: Internal VL # internal virtual link meant to be implemented as a
secondary container cluster internal or external network
vl_profile:
  max_bitrate_requirements: #in bits per second
    root: 100000
    leaf: 20000
  min_bitrate_requirements: #in bits per second
    root: 10000
    leaf: 10000

```

A.19 NSD with data flow mirroring information

This clause shows the use of data flow mirroring policies in a NSD service template.

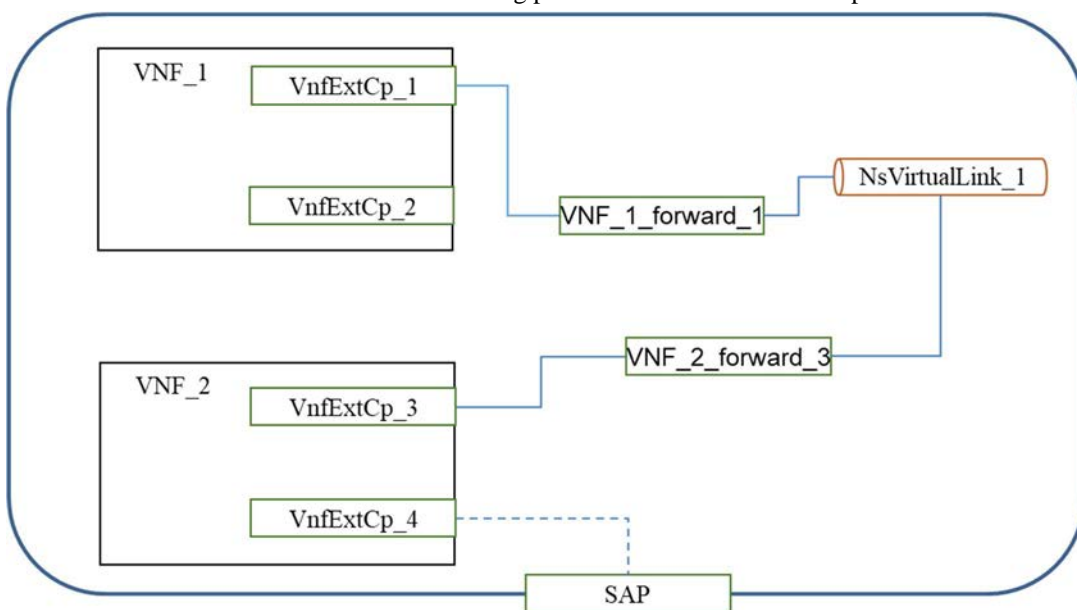


Figure A.19-1: A NSD Example with 2 VNFs

```

tosca_definitions_version: tosca_simple_yaml_1_3
description: NSD example with data flow mirroring information
imports:
  - etsi_nfv_sol001_nsd_types.yaml # all of NSD related TOSCA types as defined in ETSI
  GS NFV-SOL 001
  - example_vnf1.yaml # uri of the yaml file which contains the
  toska.nodes.nfv.example_VNF1 node type definition, this file might be included in the
  NSD file structure. See the definition in clause A.14.
  - example_vnf2.yaml # uri of the yaml file which contains the
  toska.nodes.nfv.example_VNF2 node type definition, this file might be included in the
  NSD file structure. See the definition in clause A.14.

```

```

node_types:
  toska.example_NS:
    derived_from: toska.nodes.nfv.NS
    properties:
      descriptor_id:
        type: string
        constraints: [ equal: b1bb0ce7-ebca-4fa7-95ed-4840d70a1177 ]
        default: b1bb0ce7-ebca-4fa7-95ed-4840d70a1177

```

```

designer:
  type: string
  constraints: [ equal: MyCompany ]
  default: MyCompany
name:
  type: string
  constraints: [ equal: ExampleService ]
  default: ExampleService
version:
  type: string
  constraints: [ equal: '1.0' ]
  default: '1.0'
invariant_id:
  type: string
  constraints: [ equal: 1111-2222-aaaa-bbbb ]
  default: 1111-2222-aaaa-bbbb
flavour_id:
  type: string
  constraints: [ equal: simple ]
  default: simple
requirements:
- virtual_link:
  capability: tosca.capabilities.nfv.VirtualLinkable
  relationship: tosca.relationships.nfv.VirtualLinksTo
  occurrences: [ 0, 0 ]
- virtual_link_1:
  capability: tosca.capabilities.nfv.VirtualLinkable
  relationship: tosca.relationships.nfv.VirtualLinksTo
  occurrences: [ 0, 1 ]

topology_template:
  substitution_mappings:
  node_type: tosca.example_NS
  requirements:
  virtual_link_1: [ VNF_2, virtual_link_4 ] # the requirement of SAP of the NS

node_templates:
my_service:
  type: tosca.example_NS
  properties:
  descriptor_id: b1bb0ce7-ebca-4fa7-95ed-4840d70a1177
  designer: MyCompany
  name: ExampleService
  # . . .
  interfaces:
  Nslcm:
  operations:
  instantiate:
  implementation: instantiate.workflow.yaml
  terminate:
  implementation: terminate.workflow.yaml

NsVirtualLink_1:
  type: tosca.nodes.nfv.NsVirtualLink
  properties:
  vl_profile:
  min_bitrate_requirements:
  root: 100000
  max_bitrate_requirements:
  root: 200000

```

```

    data_flow_mirroring:
      - mirroring_job_name: myNs_mirroring_Job_1
        description: mirroring job 1 of my NS
    connectivity_type:
      layer_protocols: [ ipv4 ]
    # . . .

VNF_1:
  type: toasca.nodes.nfv.example_VNF1
  properties:
    descriptor_id: b1bb0ce7-2222-4fa7-95ed-4840d70a1179
    descriptor_version: "1.0"
    # . . .
  requirements:
    - virtual_link: VNF_1_forward_1 # related to VnfExtCp_1 in VNF_1

VNF_1_forward_1:
  type: toasca.nodes.nfv.Forwarding
  requirements:
    - virtual_link: NsVirtualLink_1

VNF_2:
  type: toasca.nodes.nfv.example_VNF2
  properties:
    descriptor_id: b1bb0ce7-2222-4fa7-95ed-4840d70a1182
    descriptor_version: "1.0.0"
    # . . .
  requirements:
    - virtual_link: VNF_2_forward_3 # related to VnfExtCp_3 in VNF_2
    # - virtual_link_4: # map to virtual_link requirement of the NS node

VNF_2_forward_3:
  type: toasca.nodes.nfv.Forwarding
  requirements:
    - virtual_link: NsVirtualLink_1

policies:

- DataFlow_a:
  type: toasca.policies.nfv.DataFlowInfo
  properties:
    data_flow_info_id: myNs_flow_a
    associated_mirroring_job_name: myNs_mirroring_Job_1
    direction: in
    targets: [ VNF_1_forward_1 ]

- DataFlow_b:
  type: toasca.policies.nfv.DataFlowInfo
  properties:
    data_flow_info_id: myNs_flow_b
    associated_mirroring_job_name: myNs_mirroring_Job_1
    direction: in
    targets: [ VNF_2_forward_3 ]

```

A.20 NSD example with l2_network scope used in NsAffinityRule/NsAntiAffinityRule

This clause shows the use of NsAffinityRule/NsAntiAffinityRule policies with l2_network scope in a NSD service template.

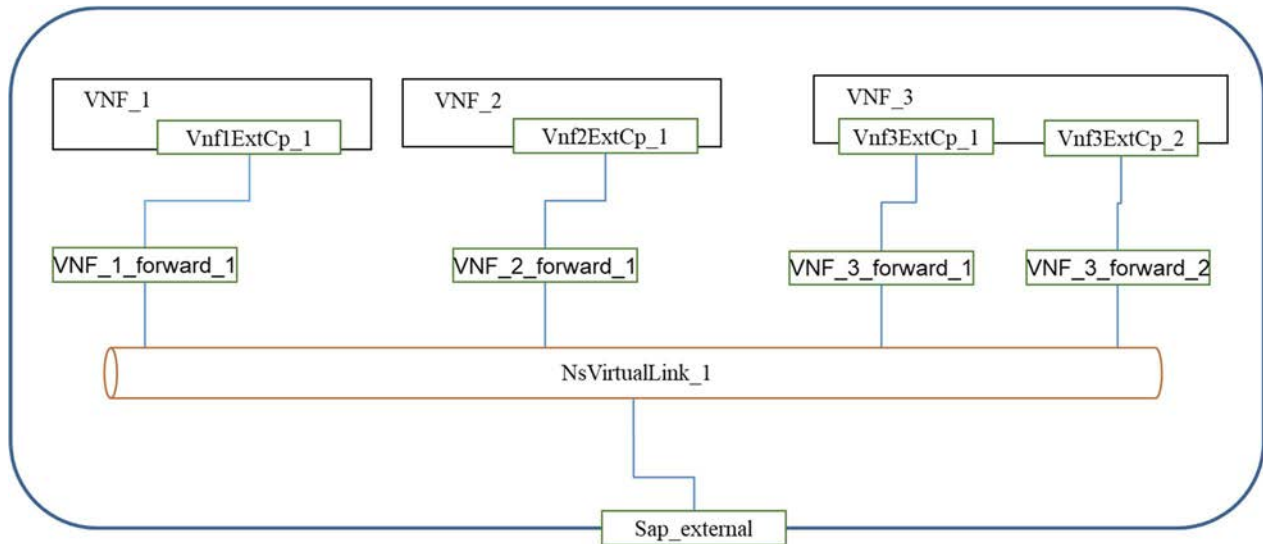


Figure A.20-1: A NSD Example with 3 VNFs

```

tosca_definitions_version: toska_simple_yaml_1_3
description: NSD example with l2_network scope used in
NsAffinityRule/NsAntiAffinityRule
imports:
  - etsi_nfv_sol001_nsd_types.yaml # all of NSD related TOSCA types as defined in ETSI
GS NFV-SOL 001
  - example_vnf1.yaml # uri of the yaml file which contains the
tosca.nodes.nfv.example_VNF1 node type definition, this file might be included in the
NSD file structure. See the definition in clause A.14.
  - example_vnf2.yaml # uri of the yaml file which contains the
tosca.nodes.nfv.example_VNF2 node type definition, this file might be included in the
NSD file structure. See the definition in clause A.14.
  - example_vnf3.yaml # uri of the yaml file which contains the
tosca.nodes.nfv.example_VNF3 node type definition, this file might be included in the
NSD file structure. See the definition in clause A.14.

node_types:
  myCompany.example_NS:
    derived_from: toska.nodes.nfv.NS
    properties:
      descriptor_id:
        type: string
        constraints: [ equal: b1bb0ce7-ebca-4fa7-95ed-4840d70a1199 ]
        default: b1bb0ce7-ebca-4fa7-95ed-4840d70a1199
      designer:
        type: string
        constraints: [ equal: MyCompany ]
        default: MyCompany
    name:
      type: string
      constraints: [ equal: ExampleService ]
      default: ExampleService
  
```

```

version:
  type: string
  constraints: [ equal: '1.0' ]
  default: '1.0'
invariant_id:
  type: string
  constraints: [ equal: 1111-2222-aaaa-cccc ]
  default: 1111-2222-aaaa-cccc
flavour_id:
  type: string
  constraints: [ equal: simple ]
  default: simple
requirements:
  - virtual_link:
      capability: tosca.capabilities.nfv.VirtualLinkable
      relationship: tosca.relationships.nfv.VirtualLinksTo
      occurrences: [ 0, 0 ]
  - virtual_link_1:
      capability: tosca.capabilities.nfv.VirtualLinkable
      relationship: tosca.relationships.nfv.VirtualLinksTo
      occurrences: [ 0, 1 ]

topology_template:
  substitution_mappings:
    node_type: myCompany.example_NS
  requirements:
    virtual_link_1: [ Sap_external, external_virtual_link ] # the requirement of SAP
of the NS

node_templates:
  my_service:
    type: myCompany.example_NS
    interfaces:
      Nslcm:
        operations:
          instantiate:
            implementation: instantiate.workflow.yaml
          terminate:
            implementation: terminate.workflow.yaml

VNF_1:
  type: tosca.nodes.nfv.example_VNF1
  requirements:
    - virtual_link: VNF_1_forward_1 # related to Vnf1ExtCp_1 in VNF_1

VNF_1_forward_1: # represents Vnf1ExtCp_1
  type: tosca.nodes.nfv.Forwarding
  requirements:
    - virtual_link: NsVirtualLink_1

VNF_2:
  type: tosca.nodes.nfv.example_VNF2
  requirements:
    - virtual_link: VNF_2_forward_1 # related to Vnf2ExtCp_1 in VNF_2

VNF_2_forward_1: # represents Vnf2ExtCp_1
  type: tosca.nodes.nfv.Forwarding
  requirements:
    - virtual_link: NsVirtualLink_1

VNF_3:

```

```

type: toasca.nodes.nfv.example_VNF3
requirements:
  - virtual_link: VNF_3_forward_1 # related to Vnf3ExtCp_1 in VNF_3
  - virtual_link_3: VNF_3_forward_2 # related to Vnf3ExtCp_2 in VNF_3

VNF_3_forward_1: # represents Vnf3ExtCp_1
type: toasca.nodes.nfv.Forwarding
requirements:
  - virtual_link: NsVirtualLink_1

VNF_3_forward_2: # represents Vnf3ExtCp_2
type: toasca.nodes.nfv.Forwarding
requirements:
  - virtual_link: NsVirtualLink_1

NsVirtualLink_1:
type: toasca.nodes.nfv.NsVirtualLink
properties:
  connectivity_type:
    layer_protocols: [ ipv4 ]
  vl_profile:
    min_bitrate_requirements:
      root: 100000
    max_bitrate_requirements:
      root: 200000

Sap_external:
type: toasca.nodes.nfv.Sap
properties:
  layer_protocols: [ ipv4 ]
requirements:
  - internal_virtual_link: NsVirtualLink_1

policies:
  - policy_affinity_group_1: # it shows that when VNF_1_forward_1 and VNF_3_forward_1
connected to NsVirtualLink_1, they should connect to the same l2 network.
    type: toasca.policies.nfv.NsAffinityRule
    targets: [ VNF_1_forward_1, VNF_3_forward_1 ]
    properties:
      scope: l2_network

  - policy_affinity_group_2: # it shows that when VNF_2_forward_1, VNF_3_forward_2
and Sap_external connected to NsVirtualLink_1, they should connect to the same l2
network.
    type: toasca.policies.nfv.NsAffinityRule
    targets: [ VNF_2_forward_1, VNF_3_forward_2, Sap_external ]
    properties:
      scope: l2_network

  - policy_antiaffinity_group_3: # it shows that when VNF_3_forward_1 and
VNF_3_forward_2 connected to NsVirtualLink_1, they should not connect to the same l2
network.
    type: toasca.policies.nfv.NsAntiAffinityRule
    targets: [ VNF_3_forward_1, VNF_3_forward_2 ]
    properties:
      scope: l2_network

```

Figure A.20-2 shows the run-time NS instance model after instantiation based on the above NSD service template.

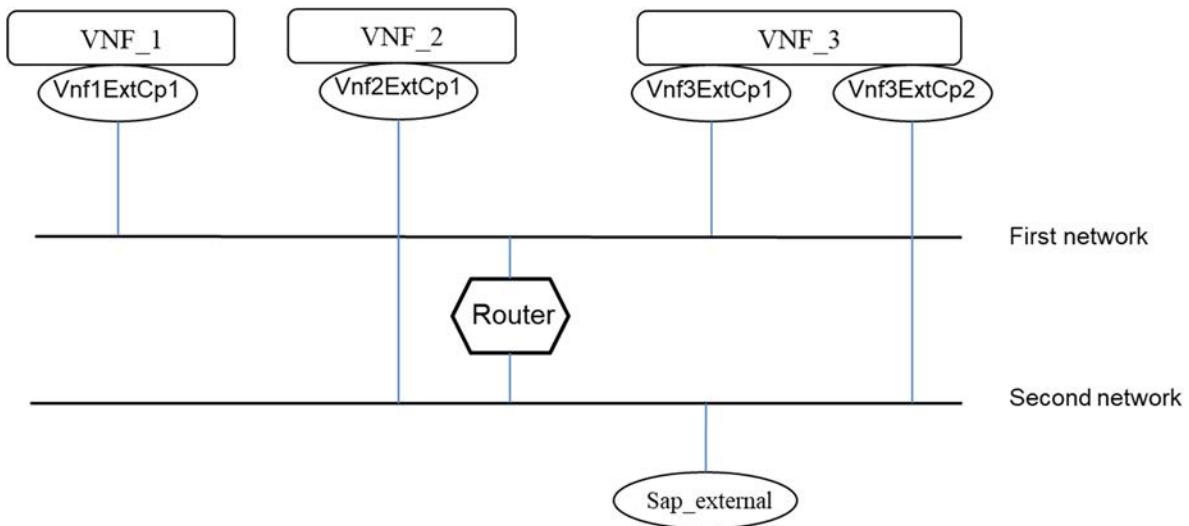


Figure A.20-2: NS instance run-time model after instantiation

Annex B (normative): etsi_nfv_sol001_type definitions

B.1 Purpose

All type definitions specified in clauses 6, 7, 8 and 9 of the present document are gathered in four definition files.

The file names are structured as follows:

- etsi_nfv_sol001_common_types.yaml, for the common type definitions provided in clause 9 which are used by at least two types of deployment templates among those identified in clause 5.1;
- etsi_nfv_sol001_vnfd_types.yaml, for the definitions provided in clause 6 and only used in a VNFD service template design;
- etsi_nfv_sol001_nsd_types.yaml, for the definitions provided in clause 7 and only used in an NSD service template design;
- etsi_nfv_sol001_pnfd_types.yaml, for the definitions provided in clause 8 and only used in a PNFD service template design.

B.2 VNFD type definitions file

All type definitions specified in clause 6 of the present document are contained in the file etsi_nfv_sol001_vnfd_types.yaml which is available at the following URL:

- https://forge.etsi.org/rep/nfv/SOL001/raw/v4.4.1/etsi_nfv_sol001_vnfd_types.yaml.

NOTE 1: The file etsi_nfv_sol001_vnfd_types.yaml includes a TOSCA import definition referencing etsi_nfv_sol001_common_types.yaml file. If the later file is included in the VNF package, the import definition can reference the local file using appropriate path in the VNF package.

This file is a TOSCA service template that only contains definitions. The template_version in the metadata section within this template is structured as x.y.z, where x, y and z represent the version of this file and are set respectively to "4", "3" and "1" for this version of the present document. In subsequent versions of the present document, "x", "y" and "z" in the template_version will be incremented only if there are changes in the VNFD type definitions.

A TOSCA service template representing a VNFD complying with the present document shall contain import statement referencing this file, as defined in clause 5.6.1.

NOTE 2: This file may, but need not, be included in the VNF Package.

B.3 NSD type definitions file

All type definitions specified in clause 7 of the present document are contained in the file etsi_nfv_sol001_nsd_types.yaml which is available at the following URL:

- https://forge.etsi.org/rep/nfv/SOL001/raw/v4.4.1/etsi_nfv_sol001_nsd_types.yaml.

NOTE 1: The file etsi_nfv_sol001_nsd_types.yaml includes a TOSCA import definition referencing etsi_nfv_sol001_common_types.yaml file. If the later file is included in the NSD file archive, the import definition can reference the local file using appropriate path in the NSD file archive.

This file is a TOSCA service template that only contains definitions. The template_version in the metadata section within this template is structured as x.y.z, where x, y and z represent the version of this file and are set respectively to "4", "3" and "1" for this version of the present document. In subsequent versions of the present document, "x", "y" and "z" in the template_version will be incremented only if there are changes in the NSD type definitions.

A TOSCA service template representing an NSD complying with the present document shall contain import statement referencing this file, as defined in clause 5.6.2.

NOTE 2: This file may, but need not, be included in the NSD file archive.

B.4 PNFD type definitions file

All type definitions specified in clause 8 of the present document are contained in the file `etsi_nfv_sol001_pnfd_types.yaml` which is available at the following URL:

- https://forge.etsi.org/rep/nfv/SOL001/raw/v4.4.1/etsi_nfv_sol001_pnfd_types.yaml.

NOTE: The file `etsi_nfv_sol001_pnfd_types.yaml` includes a TOSCA import definition referencing `etsi_nfv_sol001_common_types.yaml` file.

This file is a TOSCA service template that only contains definitions. The `template_version` in the metadata section within this template is structured as `x.y.z`, where `x`, `y` and `z` represent the version of this file and are set respectively to "4", "3" and "1" for this version of the present document. In subsequent versions of the present document, "x", "y" and "z" in the `template_version` will be incremented only if there are changes in the PNFD type definitions.

A TOSCA service template representing a PNFD complying with the present document shall contain import statement referencing this file, as defined in clause 5.6.3.

B.5 Common type definitions file

The type definitions as specified in clause 9 and used by at least two types of deployment templates are contained in the file `etsi_nfv_sol001_common_types.yaml` which is available at the following URL:

- https://forge.etsi.org/rep/nfv/SOL001/raw/v4.4.1/etsi_nfv_sol001_common_types.yaml.

This file is a TOSCA service template that only contains definitions. The `template_version` in the metadata section within this template is structured as `x.y.z`, where `x`, `y` and `z` represent the version of this file and are set respectively to "4", "3" and "1" for this version of the present document. In subsequent versions of the present document, "x", "y" and "z" in the `template_version` will be incremented only if there are changes in the common type definitions.

NOTE: This file may, but need not, be included in the VNF package or NSD file archive.

Annex C (normative): Conformance

C.1 Purpose

The present document specifies a data model for the VNFD, the NSD and the PNFD, by using the grammar defined in the TOSCA-Simple-Profile-YAML-v1.3 [20]. This annex specifies the requirements to be fulfilled for claiming conformance to the present document.

C.2 NFV TOSCA YAML service template

A VNFD, an NSD or a PNFD conforms to the present document if it complies with all the requirements below:

- 1) A VNFD conformant to the present document shall comply with the requirements in clause 6 of the present document and to the specification of the elements of the TOSCA-Simple-Profile-YAML-v1.3 [20] it uses, unless otherwise stated in clause 6 of the present document.
- 2) An NSD conformant to the present document shall comply with the requirements in clause 7 of the present document and to the specification of the elements of the TOSCA-Simple-Profile-YAML-v1.3 [20] it uses, unless otherwise stated in clause 7 of the present document.
- 3) A PNFD conformant to the present document shall comply with the requirements in clause 8 of the present document and to the specification of the elements of the TOSCA-Simple-Profile-YAML-v1.3 [20] it uses, unless otherwise stated in clause 8 of the present document.
- 4) When using or referring to the TOSCA normative types listed in table C.2-1, it is valid according to the definitions given in clauses 6, 7, 8 and 9 of the present document and to section 5 of the TOSCA-Simple-Profile-YAML-v1.3 [20].

Table C.2-1: TOSCA normative types used in the present document

Types	VNFD	NSD	PNFD
tosca.datatypes.Root	X	X	X
tosca.artifacts.Deployment.Image	X		
tosca.artifacts.Implementation	X		
tosca.capabilities.Root	X	X	
tosca.capabilities.Node	X	X	X
tosca.relationships.Root	X	X	
tosca.relationships.DependsOn	X	X	X
tosca.interfaces.Root	X	X	
tosca.nodes.Root	X	X	X
tosca.groups.Root	X	X	
tosca.policies.Root	X	X	X
tosca.policies.Placement	X	X	

- 5) A VNFD conformant to the present document shall comply with VNFD TOSCA service template design specified in clause 6.11 of the present document.
- 6) A NSD conformant to the present document shall comply with NSD TOSCA service template design specified in clause 7.11 of the present document.
- 7) A PNFD conformant to the present document shall comply with PNFD TOSCA service template design specified in clause 8.11 of the present document.
- 8) A VNFD and NSD conformant to the present document shall comply with rules for Type extension defined in clause 5.7 of the present document.

- 9) When using the TOSCA functions listed in table 5.9-1, it is valid according to section 4 of the TOSCA-Simple-Profile-YAML-v1.3 [20].

C.3 NFV TOSCA processor

A processor or program conforms to the present document as NFV TOSCA processor for VNFD, NFV TOSCA processor for NSD or NFV TOSCA processor for PNFD if it complies with all the requirements below:

- 1) It can parse and recognize the elements of any VNFD, NSD or PNFD that conform to the present document, and shall generate errors for those documents that fail to conform to the present document.
- 2) It shall comply with all requirements and implement the semantics associated with the definitions specified in clauses 6, 7, 8 and 9 of the present document.
- 3) It shall resolve the import definitions, as described in clause 5.6 of the present document.

Annex D (informative): Mapping between properties of TOSCA types and API attributes

D.1 Introduction

This annex provides the mapping between properties of TOSCA types defined in the present document and defined in the following API specifications: ETSI GS NFV-SOL 002 [22], ETSI GS NFV-SOL 003 [i.9], and ETSI GS NFV-SOL 005 [i.10].

NOTE: See also Annex A "Mapping operations to protocol elements" of ETSI GS NFV-SOL 002 [22], ETSI GS NFV-SOL 003 [i.9] and ETSI GS NFV-SOL 005 [i.10] for each operation.

D.2 VNFD-related constructs

Table D.2-1 provides the mapping between the properties of TOSCA types related to the VNFD and API attributes, which include: resource or notification data type (and referenced structured data type when available), attribute name and type in the resource or notification data type, and the interface operation in which the data type is used.

NOTE: In the "Data model" column of the table, an arrow "->" indicates the navigation through the resource, notification and referenced structured data types.

Table D.2-1: Mapping of API attributes and TOSCA constructs

ETSI GS NFV-SOL 001 (the present document)	SOL APIs		
	Type and attribute name	Data model	Operation (see note 1)
tosca.nodes.nfv.VNF -> descriptor_id	(Identifier) vnfdId	VnfInstance	Create VNF Identifier (see SOL002 and SOL003) Query VNF (see SOL002 and SOL003)
		VnfInfoModificationRequest	Modify VNF Information (see SOL002 and SOL003)
		VnfInfoModifications	
		VnfLcmOpOcc -> VnfInfoModifications	Get Operation Status (see SOL002 and SOL003)
		VnfLcmOperationOccurrenceNoti fication -> VnfInfoModifications	Notify about VNF LCM (see SOL002 and SOL003)
		VnfPkgInfo	Create VNF package (see SOL005) Query/Read VNF Package Info (see SOL003 and SOL005)
		VnfPackageOnboardingNotificati on	Notify about VNF Package (see SOL003 and SOL005)
		VnfPackageChangeNotification	Notify about VNF Package (see SOL003 and SOL005)
		NsInstance -> VnfInstance	Query NS (see SOL005)
		UpdateNsRequest -> InstantiateVnfData	Update NS (see SOL005)
		NsLcmOperationOccurrenceNotifi cation -> AffectedVnf	Notify about NS LCM (see SOL005)
		PkgmSubscriptionRequest -> PkgmNotificationsFilter	Subscription about VNF Package (see SOL003 and SOL005)

ETSI GS NFV-SOL 001 (the present document)	SOL APIs		
Type and Property or entity name	Type and attribute name	Data model	Operation (see note 1)
		PkgmSubscription -> PkgmNotificationsFilter	Subscription about VNF Package (see SOL003 and SOL005)
tosca.nodes.nfv.VNF -> provider	(String) vnfProvider	VnflInstance	Create VNF Identifier (see SOL002 and SOL003) Query VNF (see SOL002 and SOL003)
		VnfPkgInfo	Create VNF package (see SOL005) Query/Read VNF Package Info (see SOL003 and SOL005)
		NsInstance -> VnflInstance	Query NS (see SOL005)
		PkgmSubscriptionRequest -> PkgmNotificationsFilter -> vnfProductsFromProviders	Subscription about VNF Package (see SOL003 and SOL005)
		PkgmSubscription -> PkgmNotificationsFilter -> vnfProductsFromProviders	Subscription about VNF Package (see SOL003 and SOL005)
tosca.nodes.nfv.VNF -> product_name	(String) vnfProductName	VnflInstance	Create VNF Identifier (see SOL002 and SOL003) Query VNF (see SOL002 and SOL003)
		VnfPkgInfo	Create VNF package (see SOL005) Query/Read VNF Package Info (see SOL003 and SOL005)
		NsInstance -> VnflInstance	Query NS (see SOL005)
		PkgmSubscriptionRequest -> PkgmNotificationsFilter -> vnfProductsFromProviders -> vnfProducts	Subscription about VNF Package (see SOL003 and SOL005)
		PkgmSubscription -> PkgmNotificationsFilter -> vnfProductsFromProviders -> vnfProducts	Subscription about VNF Package (see SOL003 and SOL005)
tosca.nodes.nfv.VNF -> software_version	(Version) vnfSoftwareVersion	VnflInstance	Create VNF Identifier (see SOL002 and SOL003) Query VNF (see SOL002 and SOL003)
		VnfPkgInfo	Create VNF package (see SOL005) Query/Read VNF Package Info (see SOL003 and SOL005)
		NsInstance -> VnflInstance	Query NS (see SOL005)
		PkgmSubscriptionRequest -> PkgmNotificationsFilter -> vnfProductsFromProviders -> vnfProducts -> versions	Subscription about VNF Package (see SOL003 and SOL005)
		PkgmSubscription -> PkgmNotificationsFilter -> vnfProductsFromProviders -> vnfProducts -> versions	Subscription about VNF Package (see SOL003 and SOL005)

ETSI GS NFV-SOL 001 (the present document)	SOL APIs		
Type and Property or entity name	Type and attribute name	Data model	Operation (see note 1)
tosca.nodes.nfv.VNF -> descriptor_version	(Version) vnfdVersion	VnfInstance	Create VNF Identifier (see SOL002 and SOL003) Query VNF (see SOL002 and SOL003)
		VnfInfoModifications	Modify VNF Information (see SOL002 and SOL003)
		VnfLcmOpOcc -> VnfInfoModifications	Get Operation Status (see SOL002 and SOL003)
		VnfLcmOperationOccurrenceNoti fication -> VnfInfoModifications	Notify about VNF LCM (see SOL002 and SOL003)
		VnfPkgInfo	Create VNF package (see SOL005) Query/Read VNF Package Info (see SOL003 and SOL005)
		NsInstance -> VnfInstance	Query NS (see SOL005)
		PkgmSubscriptionRequest -> PkgmNotificationsFilter -> vnfProductsFromProviders -> vnfProducts -> versions	Subscription about VNF Package (see SOL003 and SOL005)
		PkgmSubscription -> PkgmNotificationsFilter -> vnfProductsFromProviders -> vnfProducts -> versions	Subscription about VNF Package (see SOL003 and SOL005)
tosca.nodes.nfv.VNF -> configurable_properties	(KeyValuePairs) vnfConfigurableProperti es	VnfInstance	Create VNF Identifier (see SOL002 and SOL003) Query VNF (see SOL002 and SOL003)
		NsInstance -> VnfInstance	Query NS (see SOL005)
		VnfInfoModificationRequest VnfInfoModifications	Modify VNF Information (see SOL002 and SOL003)
		VnfLcmOpOcc -> VnfInfoModifications	Get Operation Status (see SOL002 and SOL003)
		VnfLcmOperationOccurrenceNoti fication -> VnfInfoModifications	Notify about VNF LCM (see SOL002 and SOL003)
		ChangeCurrentVnfPkgRequest	Change current VNF package (see SOL002 and SOL003)
		tosca.nodes.nfv.VNF ->flavour_id	(IdentifierInVnfd) flavourId
InstantiateVnfRequest	Instantiate VNF (see SOL002 and SOL003)		
GrantRequest	Grant Lifecycle Operation (see SOL003)		
NsInstance -> VnfInstance -> instantiatedVnfInfo	Query NS (see SOL005)		
(IdentifierInVnfd) vnfFlavourId	UpdateNsRequest -> instantiateVnfData		Update NS (see SOL005)
(IdentifierInVnfd) newFlavourId	ChangeVnfFlavourRequest		Change VNF Flavour (see SOL002 and SOL003)
	UpdateNsRequest -> ChangeVnfFlavourData		Update NS (see SOL005)

ETSI GS NFV-SOL 001 (the present document)	SOL APIs		
	Type and Property or entity name	Type and attribute name	Operation (see note 1)
tosca.policies.nfv.ScalingAspects ->aspects[key]	(IdentifierInVnfd) aspectId	VnflInstance -> instantiatedVnflInfo -> ScaleInfo	Create VNF Identifier (see SOL002 and SOL003) Query VNF (see SOL002 and SOL003)
		ScaleVnfRequest	Scale VNF (see SOL002 and SOL003)
		ScaleVnfToLevelRequest -> ScaleInfo	Scale VNF to level (see SOL002 and SOL003)
		NsInstance -> VnflInstance -> instantiatedVnflInfo -> ScaleInfo	Query NS (see SOL005)
tosca.datatypes.nfv.ScaleInfo ->scale_level	(Integer) scaleLevel	VnflInstance -> instantiatedVnflInfo -> ScaleInfo	Create VNF Identifier (see SOL002 and SOL003) Query VNF (see SOL002 and SOL003)
		ScaleVnfToLevelRequest -> ScaleInfo	Scale VNF to level (see SOL002 and SOL003)
		NsInstance -> VnflInstance -> instantiatedVnflInfo -> ScaleInfo	Query NS (see SOL005)
Node template name of type tosca.nodes.nfv.VnfExtCp	(IdentifierInVnfd) cpId	VnflInstance -> instantiatedVnflInfo -> VnfExtCpInfo	Create VNF Identifier (see SOL002 and SOL003) Query VNF (see SOL002 and SOL003)
		InstantiateVnfRequest -> ExtVirtualLinkData -> VnfExtCpData	Instantiate VNF (see SOL002 and SOL003)
		ChangeVnfFlavourRequest -> ExtVirtualLinkData -> VnfExtCpData	Change VNF Flavour (see SOL002 and SOL003)
		ChangeExtVnfConnectivityRequest -> ExtVirtualLinkData -> VnfExtCpData	Change External VNF Connectivity (see SOL002 and SOL003)
		Grant ->ExtVirtualLinkData ->VnfExtCpData	Grant Lifecycle Operation (see SOL003)
		NsInstance -> VnflInstance -> instantiatedVnflInfo -> VnfExtCpInfo	Query NS (see SOL005)
	(IdentifierInVnfd) resourceTemplateId	GrantRequest -> ResourceDefinition	Grant Lifecycle Operation (see SOL003)
Node template name of type tosca.nodes.nfv.VnfVirtualLink	(IdentifierInVnfd) vnfVirtualLinkDescId	VnflInstance -> instantiatedVnflInfo -> ExtManagedVirtualLinkInfo	Create VNF Identifier (see SOL002 and SOL003) Query VNF (see SOL002 and SOL003)
		VnflInstance -> instantiatedVnflInfo -> VnfVirtualLinkResourceInfo	Query VNF (see SOL003)
		InstantiateVnfRequest -> ExtManagedVirtualLinkData	Instantiate VNF (see SOL002 and SOL003)
		ChangeVnfFlavourRequest -> ExtManagedVirtualLinkData	Change VNF Flavour (see SOL002 and SOL003)
		VnfLcmOpOcc -> resourceChanges -> AffectedVirtualLink	Get Operation Status (see SOL002 and SOL003)
		Grant -> ExtManagedVirtualLinkData	Grant Lifecycle Operation (see SOL003)
		NsInstance -> VnflInstance	Query NS (see SOL005)

ETSI GS NFV-SOL 001 (the present document)	SOL APIs		
Type and Property or entity name	Type and attribute name	Data model	Operation (see note 1)
		-> instantiatedVnfInfo -> ExtManagedVirtualLinkInfo NsInstance -> VnfInstance -> instantiatedVnfInfo -> VnfVirtualLinkResourceInfo	Query NS (see SOL005)
	(IdentifierInVnfd) vnfVirtualLinkDescId	UpdateNsRequest -> InstantiateVnfData -> ExtManagedVirtualLinkData	Update NS (see SOL005)
tosca.datatypes.nfv.VnfMonitoringParameter	(IdentifierInVnfd) id	VnfInstance -> instantiatedVnfInfo -> MonitoringParameter	Create VNF Identifier (see SOL002 and SOL003) Query VNF (see SOL002 and SOL003)
		NsInstance -> VnfInstance -> instantiatedVnfInfo -> MonitoringParameter	Query NS (see SOL005)
tosca.datatypes.nfv.VnfMonitoringParameter ->name	(String) name	VnfInstance -> instantiatedVnfInfo -> MonitoringParameter	Create VNF Identifier (see SOL002 and SOL003) Query VNF (see SOL002 and SOL003)
		NsInstance -> VnfInstance -> instantiatedVnfInfo -> MonitoringParameter	Query NS (see SOL005)
tosca.nodes.nfv.VNF ->localization_languages	(String) localizationLanguage	VnfInstance -> instantiatedVnfInfo	Create VNF Identifier (see SOL002 and SOL003) Query VNF (see SOL002 and SOL003)
		NsInstance -> VnfInstance -> instantiatedVnfInfo	Query NS (see SOL005)
Node template name of type tosca.nodes.nfv.VduCompute	(IdentifierInVnfd)vduId	VnfInstance -> instantiatedVnfInfo -> VnfcResourceInfo	Create VNF Identifier (see SOL002 and SOL003) Query VNF (see SOL002 and SOL003)
		VnfInstance -> instantiatedVnfInfo -> VnfcInfo	Create VNF Identifier (see SOL002 and SOL003) Query VNF (see SOL002 and SOL003)
		VnfLcmOpOcc -> resourceChanges -> AffectedVnfc	Get Operation Status (see SOL002 and SOL003)
		VnfLcmOperationOccurrenceNotification -> AffectedVnfc	Notify about VNF LCM (see SOL002 and SOL003)
		NsInstance -> VnfInstance -> instantiatedVnfInfo -> VnfcResourceInfo	Query NS (see SOL005)
	(IdentifierInVnfd) vnfdVirtualComputeDescId	Grant -> vimAssets -> VimComputeResourceFlavour	Grant Lifecycle Operation (see SOL003)
Node template name of type tosca.nodes.nfv.VduCp	(IdentifierInVnfd) cpdId	VnfInstance -> instantiatedVnfInfo -> VnfcResourceInfo -> vnfcCplInfo	Create VNF Identifier (see SOL002 and SOL003) Query VNF (see SOL002 and SOL003)
		VnfInstance -> instantiatedVnfInfo -> VnfExtCplInfo See note 3.	Create VNF Identifier (see SOL002 and SOL003) Query VNF (see SOL002 and SOL003)

ETSI GS NFV-SOL 001 (the present document)	SOL APIs		
Type and Property or entity name	Type and attribute name	Data model	Operation (see note 1)
		InstantiateVnfRequest -> ExtVirtualLinkData -> VnfExtCpData See note 3.	Instantiate VNF (see SOL002 and SOL003)
		ChangeVnfFlavourRequest -> ExtVirtualLinkData -> VnfExtCpData See note 3.	Change VNF Flavour (see SOL002 and SOL003)
		ChangeExtVnfConnectivityRequest -> ExtVirtualLinkData -> VnfExtCpData See note 3.	Change External VNF Connectivity (see SOL002 and SOL003)
		NsInstance -> VnfInstance -> instantiatedVnfInfo -> VnfExtCpInfo See note 3.	Query NS (see SOL005)
Node template name of type tosca.nodes.nfv.Vdu.VirtualBlockStorage Node template name of type tosca.nodes.nfv.Vdu.VirtualObjectStorage Node template name of type tosca.nodes.nfv.Vdu.VirtualFileStorage	(IdentifierInVnfd) resourceTemplateId See note 3.	GrantRequest -> ResourceDefinition See note 3.	Grant Lifecycle Operation (see SOL003)
	(IdentifierInVnfd) virtualStorageDescId	VnfInstance -> instantiatedVnfInfo -> VirtualStorageResourceInfo	Create VNF Identifier (see SOL002 and SOL003) Query VNF (see SOL002 and SOL003)
	(IdentifierInVnfd) resourceTemplateId	VnfLcmOpOcc -> resourceChanges -> AffectedVirtualStorage	Get Operation Status (see SOL002 and SOL003)
	(IdentifierInVnfd) resourceTemplateId	VnfLcmOperationOccurrenceNoti- fication -> AffectedVirtualStorage	Notify about VNF LCM (see SOL002 and SOL003)
tosca.datatypes.nfv.VnfInfoModifiableAttributes ->metadata	(KeyValuePairs) metadata	VnfInstance	Create VNF Identifier (see SOL002 and SOL003) Query VNF (see SOL002 and SOL003)
		NsInstance -> VnfInstance	Query NS (see SOL005)
		CreateVnfRequest	Create VNF Identifier (see SOL002 and SOL003)
		VnfInfoModificationRequest	Modify VNF Information (see SOL002 and SOL003)
		VnfInfoModifications	Modify VNF Information (see SOL002 and SOL003)
		VnfLcmOpOcc -> VnfInfoModifications	Get Operation Status (see SOL002 and SOL003)
		VnfLcmOperationOccurrenceNoti- fication -> VnfInfoModifications	Notify about VNF LCM (see SOL002 and SOL003)
tosca.datatypes.nfv.VnfInfoModifiableAttributes ->extensions	(KeyValuePairs) extensions	VnfInstance	Create VNF Identifier (see SOL002 and SOL003) Query VNF (see SOL002 and SOL003)
		NsInstance -> VnfInstance	Query NS (see SOL005)
		InstantiateVnfRequest	Instantiate VNF (see SOL002 and SOL003)
		VnfInfoModificationRequest	Modify VNF Information (see SOL002 and SOL003)
		VnfInfoModifications	Modify VNF Information (see SOL002 and SOL003)
		VnfLcmOpOcc	Get Operation Status

ETSI GS NFV-SOL 001 (the present document)	SOL APIs		
Type and Property or entity name	Type and attribute name	Data model	Operation (see note 1)
		-> VnfInfoModifications	(see SOL002 and SOL003)
		VnfLcmOperationOccurrenceNoti fication -> VnfInfoModifications	Notify about VNF LCM (see SOL002 and SOL003)
		ChangeCurrentVnfPkgRequest	Change current VNF package (see SOL002 and SOL003)
tosca.policies.nfv.Instantia tionLevel ->levels[key]	(IdentifierInVnfd) instantiationLevelId	InstantiateVnfRequest	Instantiate VNF (see SOL002 and SOL003)
		ScaleVnfToLevelRequest	Scale VNF to level (see SOL002 and SOL003)
		ChangeVnfFlavourRequest	Change VNF Flavour (see SOL002 and SOL003)
		GrantRequest	Grant Lifecycle Operation (see SOL003)
		UpdateNsRequest -> changeVnfFlavourData See note 4.	Update NS (see SOL005)
	(IdentifierInVnfd) vnfInstantiationLevelId	UpdateNsRequest -> InstantiateVnfData See note 4.	Update NS (see SOL005)
		ScaleNsRequest -> ScaleVnfData -> ScaleToLevelData	Scale NS (see SOL005)
Properties of tosca.datatypes.nfv.VnfOp erationAdditionalParamete rs in the inputs of the instantiate operation of the Vnflcm interface See note 2	(KeyValuePairs) additionalParams	InstantiateVnfRequest	Instantiate VNF (see SOL002 and SOL003)
Properties of tosca.datatypes.nfv.VnfOp erationAdditionalParamete rs in the inputs of the scale operation of the Vnflcm interface See note 2	(KeyValuePairs) additionalParams	ScaleVnfRequest	Scale VNF (see SOL002 and SOL003)
Properties of tosca.datatypes.nfv.VnfOp erationAdditionalParamete rs in the inputs of the 'scale to level' operation of the Vnflcm interface See note 2	(KeyValuePairs) additionalParams	ScaleVnfToLevelRequest	Scale VNF to level (see SOL002 and SOL003)
Properties of tosca.datatypes.nfv.VnfOp erationAdditionalParamete rs in the inputs of the 'change vnf flavour operation' of the Vnflcm interface See note 2	(KeyValuePairs) additionalParams	ChangeVnfFlavourRequest	Change VNF Flavour (see SOL002 and SOL003)
Properties of tosca.datatypes.nfv.VnfOp erationAdditionalParamete rs	(KeyValuePairs) additionalParams	OperateVnfRequest	Operate VNF (see SOL002 and SOL003)

ETSI GS NFV-SOL 001 (the present document)	SOL APIs		
Type and Property or entity name	Type and attribute name	Data model	Operation (see note 1)
in the inputs of the operate operation of the Vnflcm interface See note 2			
Properties of tosca.datatypes.nfv.VnfOp erationAdditionalParamete rs in the inputs of the heal operation of the Vnflcm interface See note 2	(KeyValuePairs) additionalParams	HealVnfRequest	Heal VNF (see SOL002 and SOL003)
Properties of tosca.datatypes.nfv.VnfOp erationAdditionalParamete rs in the inputs of the 'change external vnf connectivity' operation of the Vnflcm interface See note 2	(KeyValuePairs) additionalParams	ChangeExtVnfConnectivityReque st	Change External VNF Connectivity (see SOL002 and SOL003)
Properties of tosca.datatypes.nfv.VnfOp erationAdditionalParamete rs in the inputs of the terminate operation of the Vnflcm interface See note 2	(KeyValuePairs) additionalParams	TerminateVnfRequest	Terminate VNF (see SOL002 and SOL003)
Properties of tosca.datatypes.nfv.VnfOp erationAdditionalParamete rs in the inputs of the create snapshot operation of the Vnflcm interface See note 2	(KeyValuePairs) additionalParams	CreateVnfSnapshotRequest	CreateVNFSnapshot (see SOL002 and SOL003)
Properties of tosca.datatypes.nfv.VnfOp erationAdditionalParamete rs in the inputs of the revert to snapshot operation of the Vnflcm interface See note 2	(KeyValuePairs) additionalParams	RevertToVnfSnapshotRequest	RevertToVNFSnapshot (see SOL002 and SOL003)
Properties of tosca.datatypes.nfv.VnfOp erationAdditionalParamete rs in the inputs of the Change current VNF operation of the Vnflcm or ChangeCurrentVnfPackag e interface. See note 2	(KeyValuePairs) additionalParams	ChangeCurrentVnfPkgRequest	Change current VNF package (see SOL002 and SOL003)

ETSI GS NFV-SOL 001 (the present document)	SOL APIs		
Type and Property or entity name	Type and attribute name	Data model	Operation (see note 1)
<p>Node template name of type tosca.nodes.nfv.Vdu.Compute</p> <p>Node template name of type tosca.nodes.nfv.Vdu.VirtualBlockStorage</p> <p>Node template name of type tosca.nodes.nfv.Vdu.OsContainer</p>	(IdentifierInVnfd) id	VnfPkgInfo -> VnfPackageSoftwareImageInfo	Create VNF Package Info (see SOL005) Query VNF Package Info (see SOL005)
Name of attribute for VNF indicator in VNF node	(IdentifierInVnfd) id	VnfIndicator	Get indicator value (see SOL002 and SOL003)
Name of attribute for VNF indicator in VNF	(String) Name	VnfIndicator	Get indicator value (see SOL002 and SOL003)
Value of attribute for VNF indicator in VNF node	(Object) value	VnfIndicator	Get indicator value (see SOL002 and SOL003)
Name of attribute for VNF indicator in VNF	(IdentifierInVnfd) vnfIndicatorId	VnfIndicatorValueChangeNotification	Notify about VNF indicator value change (see SOL002 and SOL003).
Node template name of type tosca.nodes.nfv.Vdu.Compute	(IdentifierInVnfd) vnfdSoftwareImageId	Grant -> vimAssets -> VimSoftwareImage	Grant Lifecycle Operation (see SOL003)
Node template name of type tosca.nodes.nfv.Vdu.VirtualBlockStorage	(IdentifierInVnfd) vnfdSoftwareImageId	Grant -> vimAssets -> VimSoftwareImage	Grant Lifecycle Operation (see SOL003)
Node template name of type tosca.nodes.nfv.Vdu.OsContainer	(IdentifierInVnfd) vnfdSoftwareImageId	Grant -> vimAssets -> VimSoftwareImage	Grant Lifecycle Operation (see SOL003)
tosca.datatypes.nfv.VnfPackageChangeSelector -> destination_descriptor_id	(Identifier) vnfdId	ChangeCurrentVnfPkgRequest	Change current VNF package (see SOL002 and SOL003)
tosca.policies.nfv.LcmCoordinationsForLcmOperation ->actions -> referenced_coordination_actions	coordinationActionName	LcmCoordRequest LcmCoord	CoordinateLcmOperation for VNF LCM (see SOL002)
tosca.policies.nfv.LcmCoordinationsForLcmOperation ->actions	coordinationActionName	LcmCoordRequest LcmCoord	CoordinateLcmOperation for Change current VNF package (see SOL002)

ETSI GS NFV-SOL 001 (the present document)	SOL APIs		
Type and Property or entity name	Type and attribute name	Data model	Operation (see note 1)
-> referenced_coordination_ actions			
Properties of tosca.datatypes.nfv.Input OpCoordParams See note 2	inputParameters	LcmCoordRequest	CoordinateLcmOperation for VNF LCM and Change current VNF package (see SOL002)
Properties of tosca.datatypes.nfv.Output OpCoordParams See note 2	outputParameters	LcmCoord	CoordinateLcmOperation for VNF LCM and Change current VNF package (see SOL002)
Properties of tosca.datatypes.nfv.VnfcC onfigurableProperties	(KeyValuePairs) vnfcConfigurableProperti es	VnfInfoModificationRequest VnfInfoModifications	Modify VNF Information (see SOL002)
tosca.datatypes.nfv.L3Prot ocolData -> cidr -> ip_allocation_pools -> gateway_ip -> dhcp_enabled -> ipv6_address_mode	n/a (see note 5)	n/a (see note 5)	n/a (see note 5)
<p>NOTE 1: The entry "SOL002" in the "Operation" column refers to ETSI GS NFV-SOL 002 [22], "SOL003" refers to ETSI GS NFV-SOL 003 [i.9] and "SOL005" refers to ETSI GS NFV-SOL 005 [i.10].</p> <p>NOTE 2: This is an empty base type to be extended to a VNF specific type per LCM operation. The extended VNF specific and LCM operation specific type is the one that actually maps to the additionalParams in the API.</p> <p>NOTE 3: Only when VduCp is re-exposed as VnfExtCp.</p> <p>NOTE 4: Additional mappings corresponding to input parameter sets of VNF LCM operations in UpdateNS requests may be added in future versions of the present document.</p> <p>NOTE 5: The present document specifies that these properties may be overridden at runtime. However, ETSI GS NFV-SOL 002 [22] and ETSI GS NFV-SOL 003 [i.9] do not define standard attributes to provide values to override these.</p>			

D.3 NSD-related constructs

Table D.3-1 provides the mapping between the properties of TOSCA types related to the NSD and API attributes, which include: resource or notification data type (and referenced structured data type when available), attribute name and type in the resource or notification data type, and the interface operation in which the data type is used.

NOTE: In the "Data model" column of the table, an arrow "->" indicates the navigation through the resource, notification and referenced structured data types.

Table D.3-1: Mapping of API attributes and TOSCA constructs

ETSI GS NFV-SOL 001 (the present document)	SOL APIs		
Type and Property or entity name	Type and attribute name	Data model	Operation (see note 1)
tosca.nodes.nfv.NS -> descriptor_id	(Identifier) nsdIds	LccnSubscriptionRequest -> LifecycleChangeNotificationsFilter -> NsInstanceSubscriptionFilter	Subscription to NS LCM notifications (see SOL005)
	(Identifier) nsdId	NsdInfo	Create NSD Update NSD Query/read NSD (see SOL005)
		NsdOnboardingNotification	Notification about NSD management (see SOL005)
		NsdOnboardingFailureNotification	
		NsdChangeNotification	
		NsdDeletionNotification	
	NsdmSubscriptionRequest -> NsdmNotificationsFilter	Subscription about NSD management (see SOL005)	
	NsdmSubscription -> NsdmNotificationsFilter		
	CreateNsRequest	Create NS (see SOL005)	
	NsInstance	Create NS Query NS Delete NS (see SOL005)	
NsLcmOpOcc -> AffectedNs	Query/read about NS LCM operation occurrence (see SOL005)		
NsLcmOperationOccurrenceNotificatio n -> AffectedNs	Notification about NS LCM (see SOL005)		
(Identifier) newNsdId	UpdateNsRequest -> AssocNewNsdVersionData	Update NS (see SOL005)	
tosca.nodes.nfv.NS -> name	(String) nsdName	NsdInfo	Create NSD Update NSD Query/read NSD (see SOL005)
		NsdmSubscriptionRequest -> NsdmNotificationsFilter	Subscription about NSD management (see SOL005)
		NsdmSubscription -> NsdmNotificationsFilter	
tosca.nodes.nfv.NS -> version	(Version) nsdVersion	NsdInfo	Create NSD Update NSD Query/read NSD (see SOL005)
		NsdmSubscriptionRequest -> NsdmNotificationsFilter	Subscription about NSD management (see SOL005)
		NsdmSubscription -> NsdmNotificationsFilter	
tosca.nodes.nfv.NS -> designer	(String) nsdDesigner	NsdInfo	Create NSD Update NSD Query/read NSD (see SOL005)
		NsdmSubscriptionRequest -> NsdmNotificationsFilter	Subscription about NSD management (see SOL005)
		NsdmSubscription -> NsdmNotificationsFilter	
tosca.nodes.nfv.NS -> invariant_id	(Identifier) nsdInvariantId	NsdInfo	Create NSD Update NSD Query/read NSD (see SOL005)
		NsdmSubscriptionRequest -> NsdmNotificationsFilter	Subscription about NSD management (see SOL005)
		NsdmSubscription -> NsdmNotificationsFilter	

ETSI GS NFV-SOL 001 (the present document)	SOL APIs		
Type and Property or entity name	Type and attribute name	Data model	Operation (see note 1)
tosca.nodes.nfv.NS -> flavour_id	(IdentifierInNsd) flavourId	NsInstance	Create NS Query NS Delete NS (see SOL005)
	(IdentifierInNsd) nsFlavourId	InstantiateNsRequest	Instantiate NS (see SOL005)
	(IdentifierInNsd) newNsFlavourId	UpdateNsRequest -> ChangeNsFlavourData	Update NS (see SOL005)
Node template name of type tosca.nodes.nfv.NsVirtual Link	(IdentifierInNsd) nsVirtualLinkDescId	NsLcmOperationOccurrenceNotificatio n -> AffectedVirtualLink	Notification about NS LCM (see SOL005)
		NsInstance -> NsVirtualLinkInfo	Create NS Query NS Delete NS (see SOL005)
(No related property in type "tosca.datatype.nfv.NsVIP Profile") See note 2	(IdentifierInNsd) nsVirtualLinkProfileId	NsInstance -> NsVirtualLinkInfo	Create NS Query NS Delete NS (see SOL005)
	(IdentifierInNsd) vIProfileId	NsLcmOperationOccurrenceNotificatio n -> AffectedVirtualLink	Notification about NS LCM (see SOL005)
See note 2	(IdentifierInNsd) nsInstantiationLevelI d	InstantiateNsRequest	Instantiate NS (see SOL005)
	(IdentifierInNsd) instantiationLevelId	UpdateNsRequest -> ChangeNsFlavourData	Update NS (see SOL005)
	(IdentifierInNsd) nsInstantiationLevel	ScaleNsRequest -> ScaleNsData -> ScaleNsToLevelData	Scale NS (see SOL005)
Node template name in NSD of type derived from tosca.nodes.nfv.NS	(IdentifierInNsd) nsProfileId	UpdateNsRequest -> NestedNsInstanceData	Update NS (see SOL005)
		InstantiateNsRequest -> NestedNsInstanceData	Instantiate NS (see SOL005)
		InstantiateNsRequest -> ParamsForNestedNs	
Node template name in NSD of type derived from tosca.nodes.nfv.VNF	(IdentifierInNsd) vnfProfileId	NsLcmOpOcc -> AffectedVnf	Query/read information about NS LCM (see SOL005)
		NsLcmOperationOccurrenceNotificatio n -> AffectedVnf	Notification about NS LCM (see SOL005)
		NsInstance -> NsAffinityOrAntiAffinityRule	Create NS Query NS Delete NS (see SOL005)
		InstantiateNsRequest -> NsAffinityOrAntiAffinityRule	Instantiate NS (see SOL005)
		InstantiateNsRequest -> ParamsForVnf	
		InstantiateNsRequest -> VnfLocationConstraint	
		InstantiateNsRequest -> VnfInstanceData	
		ScaleNsRequest -> ScaleNsData -> VnfLocationConstraint	Scale NS (see SOL005)
		ScaleNsRequest -> ScaleNsData -> VnfInstanceData UpdateNsRequest -> VnfInstanceData	Update NS (see SOL005)

ETSI GS NFV-SOL 001 (the present document)	SOL APIs		
Type and Property or entity name	Type and attribute name	Data model	Operation (see note 1)
tosca.nodes.nfv.PNF -> descriptor_id	(Identifier) pnfdIds	LccnSubscriptionRequest -> LifecycleChangeNotificationsFilter -> NsInstanceSubscriptionFilter	Subscription to NS LCM (see SOL005)
	(Identifier) pnfdId	PnfdOnboardingNotification PnfdOnboardingFailureNotification PnfdDeletionNotification	Notification about NSD management (see SOL005)
		NsLcmOpOcc -> AffectedPnf	Query/read information about NS LCM (see SOL005)
		NsLcmOperationOccurrenceNotificatio n -> AffectedPnf	Notification about NS LCM (see SOL005)
		NsInstance -> PnfInfo	Create NS Query NS Delete NS (see SOL005)
		InstantiateNsRequest -> AddPnfData	Instantiate NS (see SOL005)
		UpdateNsRequest -> AddPnfData	Update NS (see SOL005)
tosca.nodes.nfv.PNF -> name	(String) pnfdName	NsInstance -> PnfInfo	Create NS Query NS Delete NS (see SOL005)
tosca.nodes.nfv.PNF -> version	(Version) pnfdVersion	NsInstance -> PnfInfo	Create NS Query NS Delete NS (see SOL005)
tosca.nodes.nfv.PNF -> provider	(String) pnfdProvider	NsInstance -> PnfInfo	Create NS Query NS Delete NS (see SOL005)
tosca.nodes.nfv.PNF -> descriptor_invariant_id	(Identifier) pnfdInvariantId	NsInstance -> PnfInfo	Create NS Query NS Delete NS (see SOL005)
Node template name in NSD of type derived from tosca.nodes.nfv.PNF	(IdentifierInNsd) pnfdProfileId	NsLcmOpOcc -> AffectedPnf	Query/read information about NS LCM Fail NS LCM (see SOL005)
		NsLcmOperationOccurrenceNotificatio n -> AffectedPnf	Notification about NS LCM (see SOL005)
		NsInstance -> PnfInfo	Create NS Query NS Delete NS (see SOL005)
		InstantiateNsRequest -> AddPnfData	Instantiate NS (see SOL005)
		UpdateNsRequest -> AddPnfData	Update NS (see SOL005)
Node template name of type toscanodes.nfv.Cp	(IdentifierInNsd) cpId	InstantiateNsRequest -> AddPnfData -> PnfExtCpData	Instantiate NS (see SOL005)
		UpdateNsRequest -> AddPnfData -> PnfExtCpData	Update NS (see SOL005)
		UpdateNsRequest -> ModifyPnfData -> PnfExtCpData	
		NsInstance -> PnfInfo -> PnfExtCpInfo	Create NS Query NS Delete NS

ETSI GS NFV-SOL 001 (the present document)	SOL APIs		
Type and Property or entity name	Type and attribute name	Data model	Operation (see note 1)
			(see SOL005)
Group template name of type tosca.groups.nfv.VNFFG	(IdentifierInNsd) vnffgdId	NsLcmOpOcc -> AffectedVnffg	Query/read information about NS LCM Fail NS LCM (see SOL005)
		NsLcmOperationOccurrenceNotificatio n -> AffectedVnffg	Notification about NS LCM (see SOL005)
		UpdateNsRequest -> AddVnffgData	Update NS (see SOL005)
		UpdateNsRequest -> UpdateVnffgData -> VnffgInfo	
See note 2	(IdentifierInNsd) aspectId	ScaleNsRequest -> ScaleNsData -> ScaleNsByStepsData	Scale NS (see SOL005)
	(IdentifierInNsd) nsScalingAspectId	ScaleNsRequest -> ScaleNsData -> ScaleNsToLevelData -> NsScaleInfo	
Name of the policy of type tosca.policies.nfv.NsMonitoring	(IdentifierInNsd) id	NsInstance -> NsMonitoringParameter	Create NS Query NS Delete NS (see SOL005)
tosca.policies.nfv.NsMonitoring -> ns_monitoring_parameters -> name	(String) name	NsInstance -> NsMonitoringParameter	Create NS Query NS Delete NS (see SOL005)
See note 2	(Identifier) vnfPkgIds	NsdInfo	Create NSD Update NSD Query/read NSD (see SOL005)
		NsdmSubscriptionRequest -> NsdmNotificationsFilter	Subscription about NSD management (see SOL005)
		NsdmSubscription -> NsdmNotificationsFilter	
See note 2	(IdentifierInNsd) healScript	HealNsRequest -> HealNsData	Heal NS (see SOL005)
See note 2	(IdentifierInNsd) aspectId	ScaleNsRequest -> ScaleNsData -> ScaleNsByStepsData	Scale NS (see SOL005)
	(IdentifierInNsd) nsScalingAspectId	ScaleNsRequest -> ScaleNsData -> ScaleNsToLevelData -> NsScaleInfo	
Node template name of type toska.nodes.nfv.Sap	(IdentifierInNsd) sapdId	NsInstance -> SapInfo	Query NS (see SOL005)
		InstantiateNsRequest -> SapData	Instantiate NS (see SOL005)
		UpdateNsRequest -> SapData	Update NS (see SOL005)
		NsLcmOpOcc -> AffectedSap	Query/read information about NS LCM operation occurrence (see SOL005)
		NsLcmOperationOccurrenceNotificatio n -> AffectedSap	Notification about NS LCM (see SOL005)
tosca.policies.nfv.DataFlowInfo -> data_flow_info_id	(IdentifierInNsd) dataFlowInfoId	InstantiateNsRequest -> DataFlowMirroringData -> DataFlowData	Instantiate NS (see SOL005)

ETSI GS NFV-SOL 001 (the present document)	SOL APIs		
Type and Property or entity name	Type and attribute name	Data model	Operation (see note 1)
		UpdateNsRequest -> CreateDataFlowMirroring -> DataFlowMirroringData -> DataFlowData	Update NS (see SOL005)
		NsInstance -> MirroringInfo -> DataFlowData	Query NS (see SOL005)
<p>NOTE 1: The entry "SOL005" refers to ETSI GS NFV-SOL 005 [i.10].</p> <p>NOTE 2: The corresponding TOSCA construct is not included in the present document, the mapping may be updated in future versions of the present document.</p>			

Annex E (informative): TOSCA Imperative workflows

E.1 Purpose

This annex specifies TOSCA Imperative workflows for the NSD and the VNFD by using the grammar defined in TOSCA Simple Profile-YAML-v1.3 [20].

E.2 TOSCA Imperative workflows for the NSD

E.2.1 Introduction

TOSCA Imperative workflows based on TOSCA-Simple-Profile-YAML-v1.3 [20] may be used by the NFVO to fulfil the NS LCM operations described in ETSI GS NFV-IFA 013 [i.8]. TOSCA Imperative workflows provide an additional method for implementation of LCM operations in the Nslcm interface defined in clause 7.7.1.1 of the present document.

NOTE: Even if TOSCA Imperative workflows is described in the NSD, the NFVO will still process the NSD with Nslcm operations as defined in clause 7.7.1.1. Since this is an additional method for implementation of NS LCM operations, execution of workflows instead of NS LCM operations is optional and up to the NFVO implementation.

TOSCA Imperative workflows defined in the NSD describe procedures for the NFVO to manage the lifecycle of network services.

Workflows are comprised of steps associated with the NS LCM operations and additional steps that are preamble and postamble to the execution of the former steps. The name of the preamble and postamble steps is constructed according to the following pattern:

- `<NS_LCM_base_operation_workflow_name>_start_<step_name>` for preamble steps
- `<NS_LCM_base_operation_workflow_name>_end_<step_name>` for postamble steps

Preamble steps are specified before the execution of workflow steps. Postamble steps are specified after the execution of workflow steps.

External and internal stimuli described in clause 7.7.1.4 of the present document, are mapped to workflows as below:

- External stimuli are mapped to TOSCA Imperative workflows, i.e. `<NS_LCM_base_operation_workflow_name>`
- Internal stimuli are mapped to preamble and postamble steps of the workflow

E.2.2 Definition of an NS workflow

The syntax of TOSCA Imperative workflows for LCM operations on the NS has the following definition:

```
workflows:
  description: TOSCA Imperative workflows corresponding to NS LCM operations
  defined in ETSI GS NFV-IFA 013.
  instantiate:
    description: This workflow is invoked upon receipt of an Instantiate NS
    request
    # inputs:
    steps:
      instantiate_start_<step_name>: # Invoked before steps for instantiate LCM
    operation
```

```

    # steps for instantiate workflow
    instantiate_end_<step_name> : # Invoked after steps for instantiate LCM
operation

    terminate:
    description: This workflow is invoked upon receipt of Terminate NS request
    # inputs:
    steps:
    terminate_start_<step_name> : # Invoked before steps for terminate LCM
operation
    # steps for terminate workflow
    terminate_end_<step_name>: # Invoked after steps for terminate LCM operation

```

E.2.3 Examples

The following example template fragment, based on clause A.8 of the present document, illustrates the use of TOSCA Imperative workflows for NS LCM operations.

When the NFVO executes TOSCA Imperative workflows in the NSD, it uses standard APIs for LCM operations defined in the Or-Vnfm interface and delegates the task to VNFM; The VNFM in turn executes corresponding TOSCA Operations on the VNF, as explained in clause 6.7.1 of the present document.

NOTE 1: The NSD consumer makes available all parameters from the message invoking the NS base LCM operation as inputs to the corresponding TOSCA workflows. The additional parameters for NS base LCM operations are defined as workflow inputs.

NOTE 2: It is out of scope of the present document to specify mapping of SOL003/SOL005 API execution results with the success and failure of workflows.

```

tosca_definitions_version: tosca_simple_yaml_1_3

description: NS TOSCA Imperative Workflows

imports:
- etsi_nfv_sol001_nsd_types.yaml # all of NSD related TOSCA types as defined in ETSI
GS NFV-SOL 001
- example_vnf1.yaml
- example_vnf2.yaml

data_types:
MyCompany.datatypes.nfv.NsInstantiateAdditionalParameters:
  derived_from: tosca.datatypes.nfv.NsOperationAdditionalParameters
  properties:
    parameter_1:
      type: string
      required: true
      default: value_1
    parameter_2:
      type: string
      required: true
      default: value_2

node_types:
tosca.example_NS:
  derived_from: tosca.nodes.nfv.NS
  properties:
    descriptor_id:
      type: string
      constraints: [ equal: b1bb0ce7-ebca-4fa7-95ed-4840d70a1177 ]

```

```

    default: b1bb0ce7-ebca-4fa7-95ed-4840d70a1177
  designer:
    type: string
    constraints: [ equal: MyCompany ]
    default: MyCompany
  name:
    type: string
    constraints: [ equal: ExampleService ]
    default: ExampleService
  version:
    type: string
    constraints: [ equal: '1.0' ]
    default: '1.0'
  invariant_id:
    type: string
    constraints: [ equal: 1111-2222-aaaa-bbbb ]
    default: 1111-2222-aaaa-bbbb
  flavour_id:
    type: string
    constraints: [ equal: simple ]
    default: simple

topology_template:
  substitution_mappings:
    node_type: tosca.example_NS
  requirements:
    virtual_link: [ VNF_2, virtual_link_2 ] # the External connection point of
                                           # VNF_2 is exposed as the Sap

  node_templates:
# This abstract node template enables the NSD author to use Nslcm scripts if he does
#not use workflows.
    my_service:
      type: tosca.example_NS
      properties:
      interfaces:
        Nslcm:
          operations:
            instantiate:
              implementation: instantiate.workflow.yaml
            terminate:
              implementation: terminate.workflow.yaml

    VNF_1:
      type: tosca.nodes.nfv.example_VNF1
      properties:
        # no property assignments needed for required properties that have a default
#value assigned in the node type definition, e.g. descriptor_id
        vnf_profile:
          instantiation_level: level_1
          min_number_of_instances: 2
          max_number_of_instances: 6
      requirements:
        - virtual_link: NsVirtualLink_1
# Additional parameters input to be defined in the VNFD of VNF_1.
#   interfaces:
#     Vnflcm:
#       operations:
#         instantiate: . . .
#         terminate: . . .

```

```

VNF_2:
  type: toska.nodes.nfv.example_VNF2
  properties:
    vnf_profile:
      instantiation_level: level_1
      min_number_of_instances: 1
      max_number_of_instances: 3
  requirements:
    - virtual_link_1: NsVirtualLink_1
#    - virtual_link_2: # map to virtual_link requirement of the NS node
    - dependency: VNF_1

# Additional parameters input to be defined in the VNFD of VNF_2.
#   interfaces:
#     Vnflcm:
#       operations:
#         instantiate: . . .
#         terminate: . . .

NsVirtualLink_1:
  type: toska.nodes.nfv.NsVirtualLink
  properties:
    connectivity_type:
      layer_protocols: [ipv4]
      flow_pattern: mesh
    vl_profile:
      max_bitrate_requirements:
        root: 1000
      min_bitrate_requirements:
        root: 1000

workflows:
  instantiate: #instantiate workflow
  inputs:
    additional_parameters:
      type: MyCompany.datatypes.nfv.NsInstantiateAdditionalParameters
      required: false
  steps:
    # preamble steps for instantiate operation. These correspond to preparatory
#steps internal to the NFVO before instantiate operation

    instantiate_start_step_1:
      #. . .
      target: my_service
      activities: []
      on_success:
        - create_VNF_1

    # steps for instantiate workflow
    create_VNF_1: # Step: Instantiate VNF_1
      target: VNF_1
      activities:
        - call_operation: Vnflcm.instantiate
# invoking Vnflcm.instantiate operation enables NFVO to use internal implementation of
#Vnflcm.instantiate operation which results in an ETSI GS NFV-SOL 003 API call towards
#the VNFM to call VnfInstantiate operation. This enables VNFM to execute LCM operations
#to deploy VNF_1
      on_success:
        - create_VNF_2

#   . . .

```

```

    create_VNF_2: # Step: Instantiate VNF_2
      target: VNF_2
      activities:
        - call_operation: Vnflcm.instantiate
      # invoking Vnflcm.instantiate operation enables NFVO to use internal implementation of
      #Vnflcm.instantiate operation which results in an ETSI GS NFV-SOL 003 API call towards
      #the VNFM to call VnfInstantiate operation. This enables VNFM to execute LCM operations
      #to deploy VNF_2
      on_success:
        - instantiate_end_step_1
        #. . .
      # postamble steps for instantiate operation. These correspond to closing steps
      #internal to the NFVO after instantiate operation.

    instantiate_end_step_1:
      #. . .
      target: my_service
      activities: []

    terminate: #terminate workflow
      steps:
        # preamble steps for terminate operation. These correspond to preparatory
        #steps internal to the NFVO before terminate operation.
        terminate_start_step_1:
          #. . .
          target: my_service
          activities: []
          on_success:
            - terminate_VNF_2

        # steps for terminate workflow
        terminate_VNF_1: # Step: Terminate VNF_1
          target: VNF_1
          activities:
            - call_operation: Vnflcm.terminate
          # invoking Vnflcm.terminate operation enables NFVO to use internal implementation of
          #Vnflcm.terminate operation which results in an ETSI GS NFV-SOL 003 API call towards
          #the VNFM to call VnfTerminate operation. This enables VNFM to execute LCM operations
          #to terminate VNF_1
          on_success:
            - terminate_VNF_1
          #. . .

        terminate_VNF_2: # Step: Terminate VNF_2
          target: VNF_2
          activities:
            - call_operation: Vnflcm.terminate
          # invoking Vnflcm.terminate operation enables NFVO to use internal implementation of
          #Vnflcm.terminate operation which results in an ETSI GS NFV-SOL 003 API call towards
          #the VNFM to call VnfTerminate operation. This enables VNFM to execute LCM operations
          #to terminate VNF_2
          on_success:
            - terminate_end_step_1
            #. . .
          # post amble steps for terminate operation. These correspond to closing steps
          #internal to the NFVO after terminate operation.

        terminate_end_step_1:
          target: my_service
          activities: []

```

. . .

NOTE 3: As the `on_success` keyword is not used between steps inside the workflow for NS LCM base operation, the order of execution is decided by the NFVO.

NOTE 4: As the `on_failure` keyword is not present inside the workflow for NS LCM base operation, the error handling is decided by the NFVO.

Annex F (informative): Non-Backward Compatible Changes in the GS

F.1 Introduction

This annex provides the list of non-backward compatible changes during the development of the present document.

A change introduced in version n of the present document is non-backward compatible if a service template written according to a previous version n-1 of the present document, i.e. a service template that has not been updated according to this change, is invalid with respect to this change for a NFVO/VNFM compliant to version n of the present document.

This annex focuses on compatibility from a descriptor view point. It does not evaluate whether a change made to the present document leads to non-backward compatible changes on the APIs referenced in Annex D of the present document.

F.2 Non-Backward Compatible changes between version 2.6.1 and 2.7.1

Table F.2-1 provides a list of non-backward compatible changes between version 2.6.1 [i.22] and version 2.7.1 [i.23] of the present document.

Table F.2-1: Non-backward compatible changes

No.	Description	Clause
1	nfvi_constraints type changed from list of string to map of string.	6.8.3
2	The definition of SecurityGroupRule is changed in version 2.7.1, a new policy type toasca.policies.nfv.Abstract.SecurityGroupRule is introduced in the definition, which SecurityGroupRule policy is derived from.	6.10.13
3	PlacementGroup used to be applied for both VNFD and NSD in version 2.6.1, but in version 2.7.1, it is only applied to VNFD.	6.9
4	AffinityRule, AntiAffinityRule used to be applied for both VNFD, NSD in version 2.6.1, but in version 2.7.1, it is only applied to VNFD.	6.10.10
5	SecurityGroupRule policy type used to be applied for VNFD, PNFD and NSD in version 2.6.1, but in version 2.7.1, it is only applied to VNFD.	6.10.13
6	boot_order type changed from list of string to Boolean.	6.8.3
7	boot_data type changed from string to BootData data type.	6.8.3

F.3 Non-Backward Compatible changes between version 2.8.1 and 3.3.1

Table F.3-1 provides a list of non-backward compatible changes between version 2.8.1 [i.20] and version 3.3.1 [i.19] of the present document.

Table F.3-1: Non-backward compatible changes

No.	Description	Clause
1	Multiple VNF deployment flavour design changed from using TOSCA v 1.2 grammar to TOSCA v 1.3 grammar: <ul style="list-style-type: none"> - in the top level service templates, removing the imports for lower level service templates. See note; - in the low level service templates, use of substitution filter instead of property mapping. 	6.11.2
2	Multiple NS deployment flavour design changed from using TOSCA v 1.2 grammar to TOSCA v 1.3 grammar: <ul style="list-style-type: none"> - in the top level service templates, removing the imports for lower level service templates. See note; - in the low level service templates, use of substitution filter instead of property mapping. 	7.11.2
NOTE:	Instead the low level service templates are declared in the Other-Definitions of the TOSCA.meta file as specified in TOSCA-Simple-Profile-YAML-v1.3 [20].	

F.4 Non-Backward Compatible changes between version 3.3.1 and 3.5.1

Table F.4-1 provides a list of non-backward compatible changes between version 3.3.1 [i.19] and version 3.5.1 [i.21] of the present document.

Table F.4-1: Non-backward compatible changes

No.	Description	Clause
1	In VNF, Vdu.Compute and VnfVirtualLink node type definition, the type of <code>monitoring_parameters</code> changed from list to map.	6.8.1, 6.8.3, 6.8.9
2	In NsMonitoring policy definition, the type of <code>ns_monitoring_parameters</code> changed from list to map.	7.10.4
3	In VnfMonitoring policy definition, the type of <code>vnf_monitoring_parameters</code> changed from list to map.	7.10.5

F.5 Non-Backward Compatible changes between version 3.5.1 and 4.2.1

None.

F.6 Non-Backward Compatible changes between version 4.2.1 and 4.3.1

Table F.6-1 provides a list of non-backward compatible changes between version 4.2.1 [i.24] and version 4.3.1 [i.25] of the present document.

Table F.6-1: Non-backward compatible changes

No.	Description	Clause
1	In the VirtualFileStorageData data type, constraints have been added on the file_system_protocol property values.	6.2.41
2	In VnfConfigurableProperties data type definition, the type of vnf_interface_info changed to a list.	6.2.31
3	In VirtualNetworkInterfaceRequirements data type definition, support_mandatory property is removed.	6.2.4

F.7 Non-Backward Compatible changes between version 4.4.1 and 4.3.1

Table F.7-1 provides a list of non-backward compatible changes between version 4.3.1 [i.25] and version 4.4.1 of the present document.

Table F.7-1: Non-backward compatible changes

No.	Description	Clause
1	In the AdditionalServiceData data type, the type of serviceData changes from string to toasca.datatypes.nfv.ServiceData.	6.2.66

Annex G (informative): Change History

Date	Version	Information about changes
2016.05	0.0.1	Implemented NFVSOL(16)000005r1_GS_NFV_SOL001_ToC
2016.07	0.02	Implemented NFVSOL(16)000026r1, NFVSOL(16)000027r1, NFVSOL(16)000028r2
2017.09	0.1.0	Implemented NFVSOL(17)000539r3, NFVSOL(17)000540r3, NFVSOL(17)000542r2, NFVSOL(17)000544r1
2017.10	0.2.0	Implemented NFVSOL(17)000543r3, NFVSOL(17)000566, NFVSOL(17)000567r1, NFVSOL(17)000568r1, NFVSOL(17)000569 Editorial modification for clause numbering and format
2017.11	0.3.0	Clean-up done by <i>editHelp</i> Implemented NFVSOL(17)000545r4, NFVSOL(17)000559r2, NFVSOL(17)000560r2, NFVSOL(17)000570r1, NFVSOL(17)000575r1, NFVSOL(17)000616r1, NFVSOL(17)000641
2017.12	0.4.0	Implemented NFVSOL(17)000642r1, NFVSOL(17)000675r1, NFVSOL(17)000756
2018.01	0.5.0	Implemented NFVSOL(17)000621r6, NFVSOL(17)000676r3, NFVSOL(17)000677r2, NFVSOL(17)000736r1, NFVSOL(18)000004r2
2018.03	0.6.0	Implemented NFVSOL(18)000049, NFVSOL(18)000025r1, NFVSOL(18)00048R1, NFVSOL(18)00040, NFVSOL(18)00023r2, NFVSOL(18)00024r2, NFVSOL(18)00029r1, NFVSOL(18)00063r5, NFVSOL(18)000077, NFVSOL(18)000046r2, NFVSOL(18)000074r2, NFVSOL(17)0000611r5, NFVSOL(18)000041r1, NFVSOL(18)000038r3, NFVSOL(18)000028, NFVSOL(18)000044r2, NFVSOL(18)000055r2, NFVSOL(18)000045r1
2018.03	0.6.1	Implemented NFVSOL(18)000052r1, NFVSOL(18)000094r5, NFVSOL(18)000043r3, NFVSOL(18)0000112r1, NFVSOL(18)0000117r2, NFVSOL(18)0000124r1, NFVSOL(18)0000129r1, NFVSOL(18)000042r2, NFVSOL(18)0000115r2
2018.04	0.6.2	Implemented NFVSOL(18)000113r2, NFVSOL(18)000119r2, NFVSOL(18)000121, NFVSOL(18)000135, NFVSOL(18)000116r1, NFVSOL(18)000157, NFVSOL(18)000158r1
2018.05	0.6.3	Implemented NFVSOL(18)000168, NFVSOL(18)000169r2, NFVSOL(18)000173, NFVSOL(18)000174r2
2018.05	0.7.0	Implemented NFVSOL(18)000156r7, NFVSOL(18)000142r3, NFVSOL(18)000147, NFVSOL(18)000193r2, NFVSOL(18)000201, NFVSOL(18)000202, NFVSOL(18)000203r2, NFVSOL(18)000205r1, NFVSOL(18)000160r1, NFVSOL(18)000199r2, NFVSOL(18)000200r3, NFVSOL(18)000192r1, NFVSOL(18)000194r2, NFVSOL(18)000231r1, NFVSOL(18)000223r1, NFVSOL(18)000183r2
2018.06	0.8.0	Implemented NFVSOL(18)000287, NFVSOL(18)00012r11, NFVSOL(18)000197r2, NFVSOL(18)000198r3, NFVSOL(18)000286, NFVSOL(18)000292, NFVSOL(18)000294r1, NFVSOL(18)000295r1, NFVSOL(18)000301r2, NFVSOL(18)000302r2, NFVSOL(18)000240r1, NFVSOL(18)000253r3, NFVSOL(18)000254r2, NFVSOL(18)000256r2
2018.06	0.9.0	Implemented NFVSOL(18)000288r2 Adding etsi_nfv_sol001_vnfd_0_9_0_type.yaml and SOL001 Graphics v0_9_0.pptx in the draft GS zip package Editorial changes for all the TOSCA type definitions
2018.08	0.10.0	Implemented NFVSOL(18)000331r4, NFVSOL(18)000335r2, NFVSOL(18)000351r1, NFVSOL(18)000374r1, NFVSOL(18)000376, NFVSOL(18)000382, NFVSOL(18)000395r1, NFVSOL(18)000402r2, NFVSOL(18)000404, NFVSOL(18)000405r2, NFVSOL(18)000406r1, NFVSOL(18)000408r2, NFVSOL(18)000409r1, NFVSOL(18)000411r1, NFVSOL(18)000413, NFVSOL(18)000416r2, NFVSOL(18)000422r4, NFVSOL(18)000423r4, NFVSOL(18)000424r2, NFVSOL(18)000425r2, NFVSOL(18)000430r1, NFVSOL(18)000336r4, NFVSOL(18)000380, NFVSOL(18)000387r2, NFVSOL(18)000394r1, NFVSOL(18)000410r2, NFVSOL(18)000447r3, NFVSOL(18)000427, NFVSOL(18)000403r3, NFVSOL(18)000420r4, NFVSOL(18)000393r1, NFVSOL(18)000415, NFVSOL(18)000398r1, NFVSOL(18)000399r3, NFVSOL(18)000414r2, NFVSOL(18)000379r3, NFVSOL(18)000428r5, NFVSOL(18)000429r4, NFVSOL(18)000465r1, NFVSOL(18)000479, NFVSOL(18)000375r4, NFVSOL(18)000488r2, NFVSOL(18)000492r1

Date	Version	Information about changes
2018.09	0.11.0	Implemented NFVSOL(18)000486r7, NFVSOL(18)000495r1, NFVSOL(18)000497r3, NFVSOL(18)000498, NFVSOL(18)000500r3, NFVSOL(18)000503r1, NFVSOL(18)000504r1, NFVSOL(18)000505r1, NFVSOL(18)000508, NFVSOL(18)000514r2, NFVSOL(18)000515r1, NFVSOL(18)000516r1, NFVSOL(18)000524r1, NFVSOL(18)000529r2, NFVSOL(18)000530r1, NFVSOL(18)000536r1, NFVSOL(18)000538r1, NFVSOL(18)000541r3, NFVSOL(18)000544r1, NFVSOL(18)000545r1
2018.10	0.12.0	Implemented NFVSOL(18)000507r3, NFVSOL(18)000621r4, NFVSOL(18)000547r1, NFVSOL(18)000567r1, NFVSOL(18)000574, NFVSOL(18)000579, NFVSOL(18)000590r1
2018.11	0.13.0	Implemented NFVSOL(18)000563r5, NFVSOL(18)000575r5, NFVSOL(18)000586r2, NFVSOL(18)000587r1, NFVSOL(18)000589r2, NFVSOL(18)000591, NFVSOL(18)000592, NFVSOL(18)000604r2, NFVSOL(18)000606r1, NFVSOL(18)000607r5, NFVSOL(18)000608, NFVSOL(18)000609, NFVSOL(18)000612, NFVSOL(18)000614r1, NFVSOL(18)000615, NFVSOL(18)000616r2, NFVSOL(18)000617r3, NFVSOL(18)000619r3, NFVSOL(18)000620r5, NFVSOL(18)000628r2, NFVSOL(18)000629r1, NFVSOL(18)000630, NFVSOL(18)000631r1, NFVSOL(18)000632, NFVSOL(18)000634, NFVSOL(18)000635, NFVSOL(18)000636r3, NFVSOL(18)000637, NFVSOL(18)000655r2, NFVSOL(18)000658r3, NFVSOL(18)000659, NFVSOL(18)000660, NFVSOL(18)000665r1, NFVSOL(18)000666, NFVSOL(18)000678r1, NFVSOL(18)000679, NFVSOL(18)000682, NFVSOL(18)000684r1, NFVSOL(18)000687
2019.03	2.5.2	Implemented NFVSOL(19)000063r4, NFVSOL(19)000068r1, NFVSOL(19)000069r2, NFVSOL(19)000070r1, NFVSOL(19)00080, NFVSOL(19)000107r1, NFVSOL(19)000120r1, NFVSOL(19)000121, NFVSOL(19)00039r5, NFVSOL(19)00087r2, NFVSOL(19)00067r5, NFVSOL(19)00077, NFVSOL(19)00082r3, NFVSOL(19)00085, NFVSOL(19)00086, NFVSOL(19)000106r1
2019.03	2.5.3	Implemented NFVSOL(19)000084r4, NFVSOL(19)0000101r2, NFVSOL(19)0000165, NFVSOL(19)0000166, NFVSOL(19)0000167r1, NFVSOL(19)0000170r4, NFVSOL(19)0000173, NFVSOL(19)0000163, NFVSOL(19)0000119
2019.03.22	2.5.4	Editorial modification made by ETSI Secretariat allowing to structure the SOL repository on ETSI Forge in a future proof and maintainable way: <ul style="list-style-type: none"> • Forge structure updated: "v2.6.1" tag created • Yaml filenames updated: version numbers removed from filenames (still included in file header) • Import statements updated: version number removed from imported filenames. • Draft updated: <ul style="list-style-type: none"> – Updated all references to yaml files – Updated the forge URLs – In B.1: removed the sentence explaining the meaning of x_y_z_ in the filename structure
2019.04.23	2.5.5	2 comments were raised during the Remote Consensus approval: both requesting to implement the WG SOL approved Change Request in NFVSOL(19)000229r3 onto the final SOL001 draft (see these 2 comments in the RC report). The present version implements NFVSOL(19)000229r3: adding machine readable meta info inside the yaml file indicating the SOL001 release version to which they apply + other editorial changes
2019.05	2.6.2	Implemented NFVSOL(19)000162r1, NFVSOL(19)000194r2, NFVSOL(19)000222r2, NFVSOL(19)000241r2, NFVSOL(19)000242r2
2019.06	2.6.3	Implemented NFVSOL(19)000160r9, NFVSOL(19)000239r3, NFVSOL(19)000248, NFVSOL(19)000262r2, NFVSOL(19)000263r3, NFVSOL(19)000268r3, NFVSOL(19)000269, NFVSOL(19)000270r3, NFVSOL(19)000303r1, NFVSOL(19)000307, NFVSOL(19)000279, NFVSOL(19)000280, NFVSOL(19)000296r3, NFVSOL(19)000301r1, NFVSOL(19)000305r1, NFVSOL(19)000338, NFVSOL(19)000340, NFVSOL(19)000342r1, NFVSOL(19)000344r2, NFVSOL(19)000345r4, NFVSOL(19)000266r7
2019.08	2.6.4	Implemented NFVSOL(19)000325r8, NFVSOL(19)000346r6, NFVSOL(19)000347r2, NFVSOL(19)000380r1, NFVSOL(19)000383r1, NFVSOL(19)000384r1, NFVSOL(19)000385, NFVSOL(19)000389r1, NFVSOL(19)000428r2, NFVSOL(19)000449
2019.09	2.6.5	Implemented NFVSOL(19)000386r8, NFVSOL(19)000408r4, NFVSOL(19)000451r8, NFVSOL(19)000559

Date	Version	Information about changes
2019.11	2.6.6	<p>Implemented NFVSOL(19)000727r1_SOL001Ed271_Miscellaneous_corrections, NFVSOL(19)000642r1_SOL001ed271_Annex_Mapping_table_for_SOL_API_NSD_related_cons, NFVSOL(19)000645r3_SOL001ed271_NBWC_issue_list_annex, NFVSOL(19)000700r1_SOL001ed271_updating_mapping_table_in_A_9, NFVSOL(19)000577r2_SOL001Ed271_-_Standards_Configurable_Properties, NFVSOL(19)000593_SOL001ed271_adding_introduction_in_clasue_9_1, NFVSOL(19)000595_SOL001ed271_resolving_requirement_occurance_issue, NFVSOL(19)000597r3_SOL001ed271_deployment_flavour_related_CSAR_design_for_NSD, NFVSOL(19)000598r2_SOL001ed271_TOSCA_Imperative_workflows_NSD_Editor_s_Notes, NFVSOL(19)000599r2_SOL001ed271_TOSCA_Imperative_workflows_Example_Editors_Notes, NFVSOL(19)000607r2_SOL001ed271_VNFFG_clause_6_8_2_6_Editor_s_note_handling, NFVSOL(19)000608r2_SOL001ed271_VNFFG_clause_7_8_2_6_Editor_s_note_handling, NFVSOL(19)000609r2_SOL001ed271_VNFFG_clause_7_8_5_1_Editor_s_notes_handling, NFVSOL(19)000610_SOL001ed271_VNFFG_clause_7_8_6_1_Editor_s_note_handling, NFVSOL(19)000611r2_SOL001ed271_adding_TOSCA-Simple-Profile-yaml-v1_3_reference, NFVSOL(19)000616_SOL001ed271_ConnectivityType, NFVSOL(19)000617r3_SOL001ed271_nfviConstraint, NFVSOL(19)000633_SOL001ed271_VnfIndicators_editor_s_notes_resolution, NFVSOL(19)000636r2_SOL001ed271_NS_workflow_definition_update, NFVSOL(19)000702_SOL001ed271_adding_reference_for_SwImageData, NFVSOL(19)000703r1_SOL001ed271_forwarding_behaviour_input_parameters, NFVSOL(19)000704r1_SOL001ed271_correction_on_NfpPositionElement_definition, NFVSOL(19)000705r1_SOL001ed271_correction_on_descriptor_id, NFVSOL(19)000741r1_SOL001ed271_NfpPositionElement_node_type_improvement, NFVSOL(19)000596r3_SOL001ed271_deployment_flavour_related_CSAR_design_for_VNFD, NFVSOL(19)000725r2_SOL001ed271_vnfd_common_yaml_file_for_v1_3, NFVSOL(19)000744r2_SOL001ed271_Clause_7_1_Introduction_improvement, NFVSOL(19)000566r9_SOL001ed271_adding_boot_data_type, NFVSOL(19)000674r1_SOL001Ed271_Monitoring_Parameters_-_Alignment_with_IFA027</p>
2019.11	2.6.7	<p>Implemented NFVSOL(19)000780r3_SOL001ed271_VnfIndicator_id_Issue_1, NFVSOL(19)000784r1_SOL001ed271_solving_remaining_editor_s_notes, NFVSOL(19)000785r1_SOL001ed271_solving_remaining_monitoring_issues, NFVSOL(19)000789_SOL001ed271_adding_boot_data_in_NBWC_list_table, NFVSOL(19)000719r12_SOL001ed271_forwarding_capability_for_VNF_node_type</p>
2020.02	3.0.1	<p>Implemented NFVSOL(19)000710r3_SOL001ed331_deployment_flavour_related_CSAR_design_for_VNFD, NFVSOL(19)000792r1_SOL001ed331_FEAT10_Add_specification_for_Multi-Site_Connectivity_Services, NFVSOL(19)000799r2_SOL001ed331_FEAT05_Adding_priority_to_NSD</p>
2020.02	3.0.2	<p>Implemented: NFVSOL(19)000714r4_SOL001ed271_support_of_auto-scaling_with_use_of_VNF_indicator, NFVSOL(20)000018r2_SOL001ed331_deployment_flavour_related_CSAR_design_for_NSD, NFVSOL(20)000067r1_SOL001ed331_FEAT16_Adding_SAL_to_NSD</p>
2020.04	3.0.3	<p>Implemented: NFVSOL(20)000016r6_SOL001ed331_FEAT02_VnfPackageChange, NFVSOL(20)000040r6_SOL001ed331_Criteria_for_backward_compatibility_of_changes, NFVSOL(20)000117_SOL001ed331_Vnflcm_update_TOSCA_1_3_grammar, NFVSOL(20)000172r1_SOL001ed331_VNF_specific_datatypes_naming_rules, NFVSOL(20)000239r2_SOL001ed331_release_3_mirror_adding_NS_DF_design_principle_in_annex, NFVSOL(20)000242_SOL001ed331_updating_annex_C, NFVSOL(20)000285_SOL001ed331_VNF_specific_types_naming_rules</p> <p>rappporteur changes: editorial, changing "will" to "with" in some places in annex C.2 and C.3 editorial, removing extra space in some of the TOSCA type definitions</p>

Date	Version	Information about changes
2020.05	3.0.4	Implemented: NFVSOL(20)000295r3_SOL001ed331_FEAT02_ChangeCurrentVnfPackage_interface, NFVSOL(20)000320r6_SOL001ed331_FEAT15_VNF_Snapshot, NFVSOL(20)000354r1_SOL001ed331_FEAT02_ChangeCurrentVnfPackage_AnnexA_D_mapping, NFVSOL(20)000327r1_SOL001ed331_rel3_mirror_corrections_of_specific_node_tpye, NFVSOL(20)000353_SOL001ed331_Vnflcm_interface_EN_cleanup, NFVSOL(20)000376r2_SOL001ed331_mirror_of_375_PNFD_geographic_coordinates_s_uppor, NFVSOL(20)000378r2_SOL001ed331_rel3_mirror_add_VNF_related_type_names_in_clause, NFVSOL(20)000380r1_SOL001ed331_rel3_mirror_add_NS_related_type_names_in_clause_7, NFVSOL(20)000382r1_SOL001ed331_rel3_mirror_clarification_of_using_VnfMonitoring, NFVSOL(20)000384_SOL001ed331_rel3_mirror_clarification_on_ip_address_type, NFVSOL(20)000386_SOL001ed331_rel3_mirror_clarification_on_VirtualLinkable_cap, NFVSOL(20)000194r3_SOL001ed331_release_3_mirror_example_corrections
2020.06	3.0.5	Implemented: NFVSOL(20)000267r3_SOL001ed331_VNF_node_type_definitions, NFVSOL(20)000355r2_SOL001ed331_examples_cleanup_tosca_1_3_interfaces, NFVSOL(20)000356_SOL001ed331_example_cleanup_to_tosca_1_3, NFVSOL(20)000357_SOL001ed331_all_type_defintions_metadata_cleanup, NFVSOL(20)000394r2_SOL001ed331_clause6_11_cleanup_tosca1_3, NFVSOL(20)000395r4_SOL001ed331_sw_image_data_align_with_TOSCA_1_3, NFVSOL(20)000396r5_SOL001ed331_removing_reference_of_TOSCA_1_1_and_1_2, NFVSOL(20)000397r1_SOL001ed331_clause_7_11_align_tosca_1_3, NFVSOL(20)000399r1_SOL001ed331_clause_8_11_align_tosca_1_3, NFVSOL(20)000517r1_SOL001ed331_Rel-3_mirror-_fixing_optional_properties, NFVSOL(20)000527r4_SOL001ed331_update_annex_F, NFVSOL(20)000597_SOL001ed331_resolve_remaining_issues_for_TOSCA_reference, NFVSOL(20)000598r1_SOL001ed331_resolve_editor_note_for_package_change. Undo the implementation of NFVSOL(19)000799r2, supporting for FEAT5 will be removed from this version
2020.09	3.3.2	Implemented: NFVSOL(20)000387r3_SOL001ed341_adding_virtualLinkProtocolData_for_NsVirtualLink, NFVSOL(20)000617r7_SOL001ed341_Use_of_Credentials_datatype, NFVSOL(20)000618_SOL001ed341_VnfPackageChange_corrections, NFVSOL(20)000674_SOL001ed341_modifiable_attributes_example_correction, NFVSOL(20)000676r1_SOL001ed341_update_extension_rule
2020.11	3.3.3	Implemented: NFVSOL(20)000723r4_SOL001Ed341_Fixing_examples, NFVSOL(20)000359r5_SOL001ed331_support_of_trunk_port_topology, NFVSOL(20)000679r2_SOL001ed341_monitoring_parameter_identifier, NFVSOL(20)000716r2_SOL001Ed341_Clarification_on_node_type_definitions_in_an_NS_D, NFVSOL(20)000737r1_SOL001Ed341_Ambiguous_use_of__may_not_, NFVSOL(20)000744r2_SOL001ed341_uniform_delta_correction, NFVSOL(20)000747r1_SOL001ed351_fix_TOSCA_YAML_version_reference, NFVSOL(20)000749r1_SOL001ed341_Adding_NS_scaling_aspects_instantiation_levels, NFVSOL(20)000752r6_SOL001ed351_support_using_VnfConfigurableProperties_for_bot_data, NFVSOL(20)000767_SOL001ed351_Removal_of_constraint_in_VnfIndicator_attribute
2020.12	3.3.4	Implemented: NFVSOL(20)000774r1_SOL001ed351_add_Dependencies_in_VNFD, NFVSOL(20)000775_SOL001ed351_adding_example_in_NS_D_for_VL_protocol_data, NFVSOL(20)000776_SOL001ed351_fix_issues_for_VnfcConfigurableProperties, NFVSOL(20)000777_SOL001_Correct_typos_in_NsAffinityRules_etc_, NFVSOL(20)000798_SOL001ed351_Corrections_in_policies_definitions
2021.02	3.3.5	Implemented: NFVSOL(21)000001_SOL001ed351_-_Annex_A_-_Fixing_errors_in_YAML_examples_A1-A6, NFVSOL(21)000003r1_SOL001ed351_-_Annex_A_-_Fixing_errors_in_YAML_examples_A7-A17, NFVSOL(21)000004r1_SOL001ed351_-_Use_of_TOSCA_functions_-_specification, NFVSOL(21)000007_SOL001ed351_Scale_Inputs, NFVSOL(21)000008_SOL001ed351_Wrong_indentation_of_entry_schema, NFVSOL(21)000030_SOL001ed351_vducp_occurrences_correction, NFVSOL(21)000089_SOL001ed351_virtual_binding_capability

Date	Version	Information about changes
2021.02	4.0.1	Created based on SOL001 V3.3.5
2021.03	4.0.2	Implemented: NFVSOL(21)000011r8_SOL001ed421_Extensions_to_VNFD_Data_Model_in_Support_of_Container, NFVSOL(21)000018r6_SOL001ed421_OsContainer_and_OsContainerGroup_node_definition, NFVSOL(21)000020r2_SOL001ed421_Changes_to_tosca_relationships_nfv_AttachesTo_description in support of OsContainers, NFVSOL(21)000064r5_SOL001ed421_Mciop_Profile_modelling, NFVSOL(21)000118_SOL001ed421_Mirror_SOL118_Adding_VnfLcmCoordination_to_interfaceName, NFVSOL(21)000019r4_SOL001ed421_Enhancements_to_VduCp_in_support_of_containers
2021.04	4.0.3	Implemented: NFVSOL(21)000021r4_SOL001ed421_New_Nodes__Capabilities__Relationships_and_Datatypes_to_model_VirtualCp, NFVSOL(21)000171_SOL001ed421_release_4_mirror_adding_VnfIndicator_support_in_NSD, NFVSOL(21)000172_SOL001ed421_rel_4_mirror_add_new_NsAutoScale_policy, NFVSOL(21)000173_SOL001ed421_rel_4_mirror_new_NsVnfIndicator_interface, NFVSOL(21)000174_SOL001ed421_rel_4_mirror_NS_node_attribute_for_VnfIndicator, NFVSOL(21)000193_SOL001ed421_Add_per_vnfc_instance_property_to_Storage_Nodes_, NFVSOL(21)000213_SOL001ed421_rel4_mirror_add_new_input_in_Nslcm_operation_to_support_autosclae, NFVSOL(21)000219_SOL001ed421_Rel-4_mirror_of_131__VipCp_node_property, NFVSOL(21)000220_SOL001ed421_Rel-4_mirror_of_159__FEAT05_Adding_priority_to_NSD, NFVSOL(21)000221_SOL001Ed421_-_Corrections_to_Annex_A_examples_mirror_of_120, NFVSOL(21)000223_SOL001ed421_Change_name_of_container_deployable_unit_requirement,
2021.04	4.0.4	Implemented: NFVSOL(21)000211r3_SOL001ed421_VNFD_TOSCA_model_update, NFVSOL(21)000214_SOL001ed421_remove_sw_image_data, NFVSOL(21)000227_SOL001d421_-_VIP_CP_requirements_Mirror_of_122r1_, NFVSOL(21)000228_SOL001ed421_-_Support_of_additional_TOSCA_Functions_-_Mirror_of_121r4, NFVSOL(21)000229_SOL001ed421_Rel-4_mirror_of_212r1_correct_valid_values_forma, NFVSOL(21)000238r2_SOL001ed421_Additional_VduCp_vnic_types_in_support_of_containers, NFVSOL(21)000246r1_SOL001ed421_Correct_some_minor_errors_in_the_definitions_of_Mciop_and_OsContainerDeployableUnit, NFVSOL(21)000254_SOL001ed421_rel4_mirror_correct_NSD_VNFFG_example, NFVSOL(21)000256_SOL001e421_-_Support_of_additional_TOSCA_Intrinsic_Functions, NFVSOL(21)000259_SOL001ed421_rel4_mirror_update_table_in_annex_A_9, NFVSOL(21)000260r1_SOL001ed421_rel4_mirror_multiple_errors_correction, NFVSOL(21)000262_SOL001ed421_Rel-4_mirror_of_208__Resolution_of_editors_notes, NFVSOL(21)000263_SOL001ed421_Rel-4_mirror_of_234__Resolution_of_editor_s_note, NFVSOL(21)000266_SOL001ed421_rel4_mirror_clarification_on_virtualLinkProtocol, NFVSOL(21)000267_SOL001ed421_mirror_of_060r7_VnfLcmOperationCoordination, NFVSOL(21)000268_SOL001ed421_mirror_of_061_VnfLcmOperationCoordination_extensions, NFVSOL(21)000269_SOL001ed421_mirror_of_062_VnfLcmOperationCoordination_extensions, NFVSOL(21)000298_SOL001ed421_-_Inconsistencies_in_VNF_and_NS_Node_templates_-_ NFVSOL(21)000300_SOL001ed421_-_properties_and_requirements_in_top-level_template, NFVSOL(21)000302_SOL001ed421_-_Use_of_the_substitution_directive_in_top-level

Date	Version	Information about changes
2021.06	4.0.5	Implemented: NFVSOL(21)000152r5_SOL001ed421_Helm_chart_artifact_type, NFVSOL(21)000311_SOL001Ed421_Small_fixes_in_Annex_E, NFVSOL(21)000312r2_SOL001Ed421_Small_fixes_in_Annex_A, NFVSOL(21)000313r1_SOL001Ed421_Small_fixes_in_Yaml_definitions, NFVSOL(21)000336_SOL001Ed351_Clarification_on_the_contents_of_service_template
2021.07	4.0.6	Implemented: NFVSOL(21)000364r3_SOL001Ed421_Fixing_issues_in_Annex_A, NFVSOL(21)000370_SOL001Ed421_Fixing_issues_in_Annex_E, NFVSOL(21)000373r1_SOL001ed421_update_SwImage_artifact_definition, NFVSOL(21)000374_SOL001ed421_adding_affinityOrAntiAffinity_scope_for_CIS_node, NFVSOL(21)000377_SOL001ed421_New_scope_value_for_Ns_affinity_policies, NFVSOL(21)000395_SOL001ed421_Per_instance_storage, NFVSOL(21)000409_SOL001ed421_Mirror_408_VnfPackageChange_add_targets.
2021.09	4.0.7	Implemented: NFVSOL(21)000252r3_SOL001ed421_Container_requests_of_extended_resources, NFVSOL(21)000369r3_SOL001Ed421_Fixing_issues_in_Annex_A_14_VNFFG_, NFVSOL(21)000375r3_SOL001ed421_input_example_for_VnfcConfigurableProperties, NFVSOL(21)000407_SOL001ed421_Mirror_of_406_Bugfix_with_adding_fixedIpAddress NFVSOL(21)000435r1_SOL001ed421_swImage_for_virtualBlockStorage, NFVSOL(21)000436r2_SOL001ed421_updating_placementGroup_for_container, NFVSOL(21)000450_SOL001ed421_Missing_note_in_SwImage_artifact, NFVSOL(21)000451r1_SOL001ed421_mcio_constraint_parameters, NFVSOL(21)000437r2_SOL001ed421_VnfExtCp_updating, NFVSOL(21)000480_SOL001ed421_mciop_artifact_clarification, NFVSOL(21)000481r1_SOL001ed421_SecurityGroupRule_for_container, NFVSOL(21)000484_SOL001ed421_instantiation_levels_and_scaling_aspects, NFVSOL(21)000487_SOL001ed421_resolution_of_Helm_charts_related_editor_s_notes, NFVSOL(21)000491r1_SOL001ed421_resolution_of_CRD_related_editor_s_notes, NFVSOL(21)000495r2_SOL001Ed421_Minor_YAML_improvements
2021.10	4.0.8	Implemented: NFVSOL(21)000097r9_Example_of_VNFD_in_support_of_OsContainers, NFVSOL(21)000440r2_SOL001ed421_editor_notes_handling_for_OsContainer, NFVSOL(21)000496r2_SOL001ed421_add_support_of_requirement_for_hugepages_, NFVSOL(21)000506_SOL001ed421_Removal_of_editor_s_note_on_bootdata, NFVSOL(21)000509_SOL001Ed421_update_figure_6_1_2, NFVSOL(21)000510_SOL001Ed421_mapping_of_configurable_properties_in_Vdu_Compute
2021.10	4.0.9	Implemented: NFVSOL(21)000439_OL001ed421_release_4_mirror_clarify_support_of_autoScale, NFVSOL(21)000448r4_SOL001ed421_Support_of_multiple_selectors_in_VnfPackageChange, NFVSOL(21)000525_SOL001Ed421_Additional_YAML_fixes, NFVSOL(21)000528_SOL001Ed421_Harmonisation_of_policy_target_specifications, NFVSOL(21)000529r1_SOL001Ed421_Additional_Requirements_violation_in_Annex_A
2021.10	4.0.10	Implemented: NFVSOL(21)000542r1_SOL001ed421_Rel_4_Mirror_of_475_and_541_Bugfix_with_adding_min_number_of_preserved_instances_to_NfviMaintenanceInfo
2021.11	4.0.11	Implemented: NFVSOL(21)000617r1_SOL001ed421_mciopProfile_note, NFVSOL(21)000618_SOL001ed421_Missing_references_to_note, NFVSOL(21)000619_SOL001ed421_Annex_A_18_corrections, NFVSOL(21)000621_SOL001ed421_note_reference_missing_for_affinityRule, NFVSOL(21)000622r1_SOL001ed421_monitoring_parameter_not_support_for_containers NFVSOL(21)000620r1_SOL001ed421_Sw_image_properties, NFVSOL(21)000635_SOL001ed421_wrong_reference

Date	Version	Information about changes
2022.02	4.2.2	<p>Created by the published V4.2.1 document with the following implemented CRs:</p> <p>NFVSOL(21)000630_SOL001ed431_Rel_4_mirror_of_629r2_follow-up_of_DP_519r1, NFVSOL(21)000649_SOL001ed431_Rel_4_mirror_of_536r3_Adding_externallyManaged_to_VnfVirtualLinkDescriptor, NFVSOL(22)000008r1_SOL001ed431_enh02_03_adding_policy_for_dataFlowMirroring, NFVSOL(22)000010r3_SOL001ed431_Forwarding_node_extension, NFVSOL(22)000011r3_SOL001ed431_enh02_03_example_for_dataFlowMirroring, NFVSOL(22)000017r1_ENH02_04_SOL001ed431_Add_ExtInvariantId_to_VNF_NS_and_PNF, NFVSOL(22)000018_SOL001ed431_Removal_of_flavour_id_in_NsProfile, NFVSOL(22)000028r2_SOL001ed431_Rel_4_mirror_of_NFVSOL_21_000642r1_fixing_definition_of_ipAddressAssignment_attribute, NFVSOL(22)000030r1_SOL001ed431_Rel_4_mirror_of_NFVSOL_22_000029_fixing_definition_of_macAddressAssignment_attribute, NFVSOL(22)000032r1_SOL001ed431_Rel_4_mirror_of_031_Add_flavour_id_to_node_template, NFVSOL(22)000045r1_SOL001ed431_fixing_schema_error_introduced_by_NFVSOL_21_000649</p>
2022.03	4.2.3	<p>Implemented:</p> <p>NFVSOL(22)000057_SOL001Ed431_Enhancements_and_small_fixes_to_Annex_A_18_, NFVSOL(22)000059_SOL001Ed431_Fixing_vnfm_info_constraints, NFVSOL(22)000072_SOL001Ed431_Missing_units_for_Vdu_OSContainer_properties, NFVSOL(22)000074r4_SOL001ed431_enh02_01_adding_L2_Network_scope_in_NsAffinityRule_NsAntiAffinityRule, NFVSOL(22)000075r1_SOL001ed431_update_mapping_table_in_A_19, NFVSOL(22)000076r2_SOL001ed431_clarify_node_type_for_profile_element_in_NfpPositionElement, NFVSOL(22)000085r1_SOL001Ed431_underspecified_file_system_in_VirtualFileStorage, NFVSOL(22)000086_SOL001ed431_fix_example_in_annex_A_, NFVSOL(22)000088_SOL001ed431_update_description_for_additionalServiceData_, NFVSOL(22)000096r1_SOL001ed431_mcio_identification_data, NFVSOL(22)000097_SOL001ed431_SwImage_properties</p>
2022.04	4.2.4	<p>Implemented:</p> <p>NFVSOL(22)000104r1_SOL001Ed431_VNF_Scaling_Policies_for_initial_deltas, NFVSOL(22)000105_SOL001Ed431_Adding_missing_constraints_to_properties_of_type, NFVSOL(22)000112r1_SOL001Ed431_A_18_-_Missing_mcio_identification_data, NFVSOL(22)000116_SOL001ed431_mirror_of_638_update_vnfm_interface_info_type, NFVSOL(22)000117_SOL001ed431_mirror_of_639_removal_of_deprecated_element_in_vnfd, NFVSOL(22)000134_SOL001Ed431_Fixing_figures_in_clause_6_1, NFVSOL(22)000160r1_SOL001Ed431_Uncommenting_modifiable_attributes_and_similar_properties, NFVSOL(22)000162_SOL001ed431_Annex_D_mapping_table_updates, NFVSOL(22)000189_FEAT21_SOL001ed431_implementation NFVSOL(22)000164_SOL001Ed431_VNF_Scaling_Policies_for_initial_deltas</p>
2022.06	4.2.5	<p>Implemented:</p> <p>NFVSOL(22)000141_SOL001Ed431_Affinity_rules_between_instances_of_the_same_NestedNS, NFVSOL(22)000161r6_SOL001Ed431_Simplification_of_VNF_PNF_NS-specific_node_type_definitions, NFVSOL(22)000213r2_SOL001ed431_update_VNFD_figure_in_6_1, NFVSOL(22)000216_SOL001ed431_adding_vipCpDelta_policy, NFVSOL(22)000217_SOL001ed431_correct_VirtualFileStorageData_description, NFVSOL(22)000225_FEAT21_SOL001ed431_correction, NFVSOL(22)000228r1_SOL001Ed431_Huge_Pages_for_VM-based_VNFs, NFVSOL(22)000231_SOL001Ed431_CPU_Pinning_for_Containerized_VNFs, NFVSOL(22)000263_SOL001Ed431_Affinity_rules_between_instances_of_the_same_NestedNS, NFVSOL(22)000270r1_SOL001ed431_multiple_corrections, NFVSOL(22)000271_SOL001ed431_update_annexD_for_dataFlowMirror, NFVSOL(22)000272_SOL001ed431_correct_associatedVdu_requirement_name, NFVSOL(22)000215r3_SOL001ed431_VirtualCp_node_type_usage_clarification, NFVSOL(22)000289r2_ENH02_05_SOL001ed431_implementation</p>

Date	Version	Information about changes
2022.10	4.3.3	Implemented: NFVSOL(22)000380_SOL001Ed441_Minor_editorial_changes_to_Annex_A_examples_mirror_of_348, NFVSOL(22)000381_SOL001Ed441_Fix_CPU_pinning_policy_description, NFVSOL(22)000382r1_SOL001ed441_MetalLB_address_pool_name_parameterization, NFVSOL(22)000386_SOL001Ed441_Missing_node_types_in_Clause_6_1_figures, NFVSOL(22)000403_SOL001Ed441_Graphical_Conventions_for_TOSCA_requirements_mirror_of_402 NFVSOL(22)000456_SOL001ed441_ENH02_05_NsScaleInfo_in_NsProfile
2022.12	4.3.4	Implemented: NFVSOL(22)000448r1_SOL001ed441_Add_BootDataVimSpecificProperties_EN, NFVSOL(22)000454r1_SOL001Ed441_Simplification_of_Annex_A_examples, NFVSOL(22)000470_SOL001ed441_annex_B_update_for_yaml_files_mirror_of_327, NFVSOL(22)000483r1_SOL001ed441_Support_for_dual_stack_, NFVSOL(22)000449_SOL001ed441_multiple_corrections, NFVSOL(22)000452_SOL001ed441_mirror_of_451_corrections_for_SwImageDescId
2022.12	4.3.5	Implemented: NFVSOL(22)000505_SOL001ed441_Handling_of_obsolescence_of_IETF_RFC_7230, NFVSOL(22)000517r2_SOL001ed441_update_serviceData_to_support_ingress, NFVSOL(22)000518r1_SOL001ed441_bug_fix_in_A_18
2023.01	4.3.6	Implemented: NFVSOL(23)000005r1_SOL001ed441_update_IETF_reference, NFVSOL(23)000010r1_SOL001ed441_Address_pool_name_clarification_, NFVSOL(23)000017_Feat_17_SOL001ed441_support_of_floating_IP_address_for_containerized_VNFCS

History

Document history		
V4.2.1	January 2022	Publication
V4.3.1	August 2022	Publication
V4.4.1	May 2023	Publication