

ETSI TR 123 919 V19.0.0 (2025-10)



TECHNICAL REPORT

**Digital cellular telecommunications system (Phase 2+) (GSM);
Universal Mobile Telecommunications System (UMTS);
LTE;
Direct tunnel deployment guideline
(3GPP TR 23.919 version 19.0.0 Release 19)**



Reference

RTR/TSGS-0223919vj00

Keywords

GSM,LTE,UMTS

ETSI

650 Route des Lucioles
F-06921 Sophia Antipolis Cedex - FRANCE

Tel.: +33 4 92 94 42 00 Fax: +33 4 93 65 47 16

Siret N° 348 623 562 00017 - APE 7112B
Association à but non lucratif enregistrée à la
Sous-Préfecture de Grasse (06) N° w061004871

Important notice

The present document can be downloaded from the
[ETSI Search & Browse Standards application](#).

The present document may be made available in electronic versions and/or in print. The content of any electronic and/or print versions of the present document shall not be modified without the prior written authorization of ETSI. In case of any existing or perceived difference in contents between such versions and/or in print, the prevailing version of an ETSI deliverable is the one made publicly available in PDF format on [ETSI deliver repository](#).

Users should be aware that the present document may be revised or have its status changed, this information is available in the [Milestones listing](#).

If you find errors in the present document, please send your comments to the relevant service listed under [Committee Support Staff](#).

If you find a security vulnerability in the present document, please report it through our [Coordinated Vulnerability Disclosure \(CVD\)](#) program.

Notice of disclaimer & limitation of liability

The information provided in the present deliverable is directed solely to professionals who have the appropriate degree of experience to understand and interpret its content in accordance with generally accepted engineering or other professional standard and applicable regulations.

No recommendation as to products and services or vendors is made or should be implied.

No representation or warranty is made that this deliverable is technically accurate or sufficient or conforms to any law and/or governmental rule and/or regulation and further, no representation or warranty is made of merchantability or fitness for any particular purpose or against infringement of intellectual property rights.

In no event shall ETSI be held liable for loss of profits or any other incidental or consequential damages.

Any software contained in this deliverable is provided "AS IS" with no warranties, express or implied, including but not limited to, the warranties of merchantability, fitness for a particular purpose and non-infringement of intellectual property rights and ETSI shall not be held liable in any event for any damages whatsoever (including, without limitation, damages for loss of profits, business interruption, loss of information, or any other pecuniary loss) arising out of or related to the use of or inability to use the software.

Copyright Notification

No part may be reproduced or utilized in any form or by any means, electronic or mechanical, including photocopying and microfilm except as authorized by written permission of ETSI.

The content of the PDF version shall not be modified without the written authorization of ETSI.

The copyright and the foregoing restriction extend to reproduction in all media.

© ETSI 2025.
All rights reserved.

Intellectual Property Rights

Essential patents

IPRs essential or potentially essential to normative deliverables may have been declared to ETSI. The declarations pertaining to these essential IPRs, if any, are publicly available for **ETSI members and non-members**, and can be found in ETSI SR 000 314: "*Intellectual Property Rights (IPRs); Essential, or potentially Essential, IPRs notified to ETSI in respect of ETSI standards*", which is available from the ETSI Secretariat. Latest updates are available on the [ETSI IPR online database](#).

Pursuant to the ETSI Directives including the ETSI IPR Policy, no investigation regarding the essentiality of IPRs, including IPR searches, has been carried out by ETSI. No guarantee can be given as to the existence of other IPRs not referenced in ETSI SR 000 314 (or the updates on the ETSI Web server) which are, or may be, or may become, essential to the present document.

Trademarks

The present document may include trademarks and/or tradenames which are asserted and/or registered by their owners. ETSI claims no ownership of these except for any which are indicated as being the property of ETSI, and conveys no right to use or reproduce any trademark and/or tradename. Mention of those trademarks in the present document does not constitute an endorsement by ETSI of products, services or organizations associated with those trademarks.

DECT™, **PLUGTESTS™**, **UMTS™** and the ETSI logo are trademarks of ETSI registered for the benefit of its Members. **3GPP™**, **LTE™** and **5G™** logo are trademarks of ETSI registered for the benefit of its Members and of the 3GPP Organizational Partners. **oneM2M™** logo is a trademark of ETSI registered for the benefit of its Members and of the oneM2M Partners. **GSM®** and the GSM logo are trademarks registered and owned by the GSM Association.

Legal Notice

This Technical Report (TR) has been produced by ETSI 3rd Generation Partnership Project (3GPP).

The present document may refer to technical specifications or reports using their 3GPP identities. These shall be interpreted as being references to the corresponding ETSI deliverables.

The cross reference between 3GPP and ETSI identities can be found at [3GPP to ETSI numbering cross-referencing](#).

Modal verbs terminology

In the present document "**should**", "**should not**", "**may**", "**need not**", "**will**", "**will not**", "**can**" and "**cannot**" are to be interpreted as described in clause 3.2 of the [ETSI Drafting Rules](#) (Verbal forms for the expression of provisions).

"**must**" and "**must not**" are **NOT** allowed in ETSI deliverables except when used in direct citation.

Contents

Intellectual Property Rights	2
Legal Notice	2
Modal verbs terminology.....	2
Foreword.....	4
1 Scope	5
2 References	5
3 Abbreviations	5
4 Direct Tunnel Feature.....	5
4.1 General	5
5 Impacts on Functions and Characteristics	6
5.1 Charging	6
5.2 Lawful Interception	6
5.3 CAMEL.....	6
5.4 Error Handling.....	6
6 Impacts on 3GPP Network Entities, Features and Transport Network	7
6.1 SGSN.....	7
6.2 GGSN	7
6.3 RNC.....	8
6.4 IP Backbone Network	8
6.5 IP versions	9
6.6 QoS Architecture.....	9
7 Limitations of Direct Tunnel Solution	9
8 Upgrade considerations	9
8.1 Interworking with Pre-DT GGSN	9
8.2 Interworking with Pre-DT SGSN	10
8.3 Interworking with Pre-Rel-7 RNC	10
Annex A: Change history	11
History	12

Foreword

This Technical Report has been produced by the 3rd Generation Partnership Project (3GPP).

The contents of the present document are subject to continuing work within the TSG and may change following formal TSG approval. Should the TSG modify the contents of the present document, it will be re-released by the TSG with an identifying change of release date and an increase in version number as follows:

Version x.y.z

where:

- x the first digit:
 - 1 presented to TSG for information;
 - 2 presented to TSG for approval;
 - 3 or greater indicates TSG approved document under change control.
- y the second digit is incremented for all changes of substance, i.e. technical enhancements, corrections, updates, etc.
- z the third digit is incremented when editorial only changes have been incorporated in the document.

1 Scope

The present document contains deployment guidelines for the use of direct tunnelling of user plane data between the RNC and the GGSN (earlier known as the One Tunnel approach).

This report highlights the impacts of the 3GPP Release 7 Direct Tunnel solution to the current UMTS system in order to guide equipment development and network deployment.

2 References

The following documents contain provisions which, through reference in this text, constitute provisions of the present document.

- References are either specific (identified by date of publication, edition number, version number, etc.) or non-specific.
- For a specific reference, subsequent revisions do not apply.
- For a non-specific reference, the latest version applies. In the case of a reference to a 3GPP document (including a GSM document), a non-specific reference implicitly refers to the latest version of that document *in the same Release as the present document*.

[1] 3GPP TS 23.060: "General Packet Radio Service (GPRS); Service description; Stage 2".

[2] 3GPP TS 23.107: " Quality of Service (QoS) concept and architecture".

[3] 3GPP TS 23.203: "Policy and charging control architecture".

[4] 3GPP TS 33.106: "Lawful interception requirements".

[5] 3GPP TS 33.107: "3G security; Lawful interception architecture and functions".

[6] 3GPP TS 33.108: "3G security; Handover interface for Lawful Interception (LI)".

3 Abbreviations

For the purposes of the present document, the following abbreviations apply:

DT	Direct Tunnel
LI	Lawful Interception

4 Direct Tunnel Feature

4.1 General

Direct Tunnel is an optional feature in Iu mode that allows the SGSN to establish a direct user plane tunnel between RAN and GGSN within the PS domain.

The SGSN handles the control plane signalling and makes the decision when to establish a Direct Tunnel. In case of Direct Tunnel, the SGSN provides the RAN with the TEID and user plane address of the GGSN, and provides the GGSN with the TEID and user plane address of the RAN. The detailed procedures are specified in TS 23.060 [1].

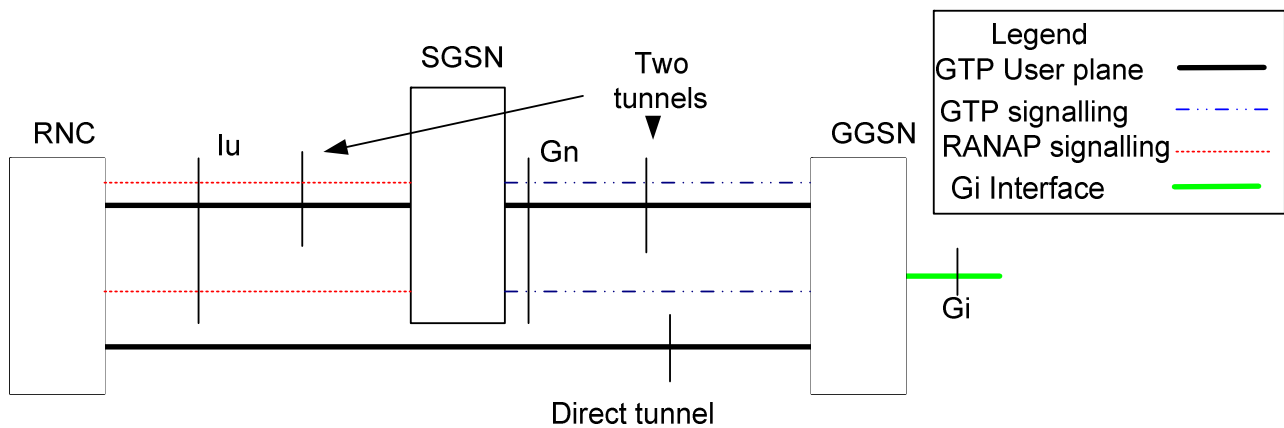


Figure 4-1: Direct Tunnel concept

5 Impacts on Functions and Characteristics

5.1 Charging

When a Direct Tunnel is active, the SGSN will no longer be able to count data volumes associated with the PDP context for which the Direct Tunnel is established. As a result of activating a Direct Tunnel for a specific PDP context, an inconsistency in the data volumes captured by the SGSN and GGSN will arise for that PDP context.

Hence, if Direct Tunnel is active, volume based charging can no longer operate when relying on SGSN charging information alone (e.g. CAMEL pre-paid service or charging only on S-CDRs).

During an upgrade phase when there exist Pre-DT GGSN or Pre-DT RNC in the network there may in some error situations as described in clause 8 occur a discrepancy in CDR closure time between S-CDRs and G-CDRs.

However, no impacts on flow based charging, as defined in TS 23.203 [3], are foreseen.

5.2 Lawful Interception

If a Direct Tunnel is in use, the LI system can only collect the communication content from the GGSN.

When the LI function in the GGSN is used, some control plane related information, such as SMS and MM-related information can only be collected from the SGSN.

Details for LI are specified in following documents: TS 33.106 [4], TS 33.107 [5], and TS 33.108 [6].

5.3 CAMEL

Direct Tunnel is not enabled for a subscriber that has controlling PS domain CAMEL services active.

5.4 Error Handling

With the Rel-7 Direct Tunnel feature, the GTP-U related error handling has been slightly changed in the GGSN and RNC. For the Error Handling function to work fully correctly, the GGSN and RNC need to be upgraded to support Direct Tunnel. During a deployment phase, the Direct Tunnel feature may however be used without the GGSN and/or the RNC being upgraded. The shortcomings and issues related with this are mainly that the network may experience hanging PDP contexts or inconsistent PDP context data in some rare error cases, e.g. at node failures or restarts. This is further explained in clause 8.

6 Impacts on 3GPP Network Entities, Features and Transport Network

6.1 SGSN

The main principle is that whenever a RAB is assigned for a PDP context (or re-assigned) the SGSN decides whether to use a direct user plane tunnel between RNC and GGSN, or, if it needs to handle user plane data and use two tunnels as in earlier 3GPP releases. Further, when a Direct Tunnel was in use and the RAB assigned for a PDP context is released (i.e. the PDP context is preserved) the GTP-U tunnel is (re)established between the GGSN and SGSN in order to be able to handle the downlink packets.

The SGSN needs to decide before every RAB assignment and every SRNS relocation if direct tunnel will be used or not.

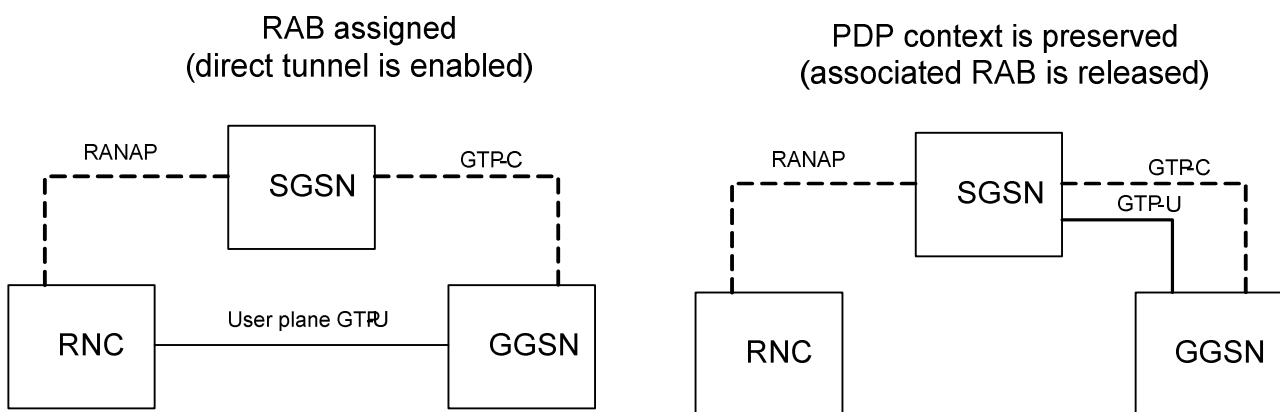


Figure 6-1: Connected mode and Idle mode handling

In the Intra SGSN Inter-system Change procedure from 3G to 2G, the SGSN needs to perform a PDP Context Update Procedure to establish the tunnel between the 2G SGSN and the GGSN and release the Direct Tunnel between RNC and GGSN.

In the Intra SGSN Inter-system Change procedure from 2G to 3G, the SGSN provides to the RNC the GGSN's Address(es) for User Plane and TEID(s) for Uplink data in the RAB Assignment Request during the Service Request Procedure. Then the SGSN performs a PDP Context Update Procedure to establish the Direct Tunnel between the RNC and the GGSN and release the tunnel between SGSN and GGSN.

Toggleing between 2G and 3G might (or might not) be frequent. This may effect the Gn signalling when Direct Tunnel is deployed. It is implementation specific how this is addressed.

6.2 GGSN

In order to inform the GGSN of the IP address of the RNC and the TEID for the active PDP context, the SGSN will send an Update PDP Context Request message to the GGSN during every PDP Context Activation procedure for which a Direct Tunnel is established. This message, which is an optional message in two-tunnel system, increases the signalling load on SGSN and GGSN.

RAB release and re-establishment procedures, which become visible to the GGSN in a Direct Tunnel system, also increase the signalling load on SGSN and GGSN. If the radio-link is bad, and the RNC releases the Iu connection, the frequent RAB release and re-establishment increases the signalling load on SGSN and GGSN. One consequence is that it is useful if the RNC utilises URA-PCH state.

Some Intra SGSN procedures, such as Intra SGSN inter RNC, Intra SGSN Inter-system change, and possibly other procedures, which are invisible to the GGSN in two-tunnel system, will become visible to the GGSN and increase the signalling load on both SGSN and GGSN.

Receipt of the Direct Tunnel Indicator makes the GGSN aware that the SGSN is using a Direct Tunnel.

When using Direct Tunnel, if the GGSN receives a GTP-U Error Indication (from the RNC) it shall not release the related PDP context locally but the GGSN shall notify the SGSN that the RAB in RAN is invalid. This needs the GGSN to be updated.

NOTE: During a deployment phase, the Direct Tunnel feature may however be used without the GGSN being upgraded. This is further explained in clause 8.1.

If, when using two tunnels transport network QoS was used on Iu-PS but not on Gn then moving to Direct Tunnel requires the GGSN to implement transport network QoS.

6.3 RNC

RNCs that only support ATM transport should support IP transport for the Iu-PS interface. Alternatively a solution as described below in clause 6.4 can be used.

Due to this Direct Tunnel feature, the Error Handling Behaviour of Rel-7 RNC is changed.

NOTE: During a deployment phase, the Direct Tunnel feature may however be used without the RNC being upgraded. This is further explained in clause 8.3.

If, when using two tunnels transport network QoS was used on Gn but not on Iu-PS then moving to Direct Tunnel requires the RNC to implement transport network QoS.

6.4 IP Backbone Network

Within the network area where Direct Tunnel is used, the Iu-PS and Gn transport networks must be made visible to each other, this is a network configuration issue.

This is minor security drawback. The risk could be reduced by using firewall between Iu-PS and Gn networks instead of simple router (this might impact user-plane latency). Only IP traffic to predefined IP-addresses/ports from predefined addresses/ports would be allowed between Iu-PS and Gn networks. Considering network security, a firewall can be deployed between the RNC and the IP network.

For an ATM based Iu-PS, the ATM connection needs to be terminated and "interworked" to IP. The location of the interworking may be within the Iu-PS network or at the edge of the Iu-PS network.

Figure 6-2 shows the connectivity between the Iu-PS network and the Gn (backbone) network.

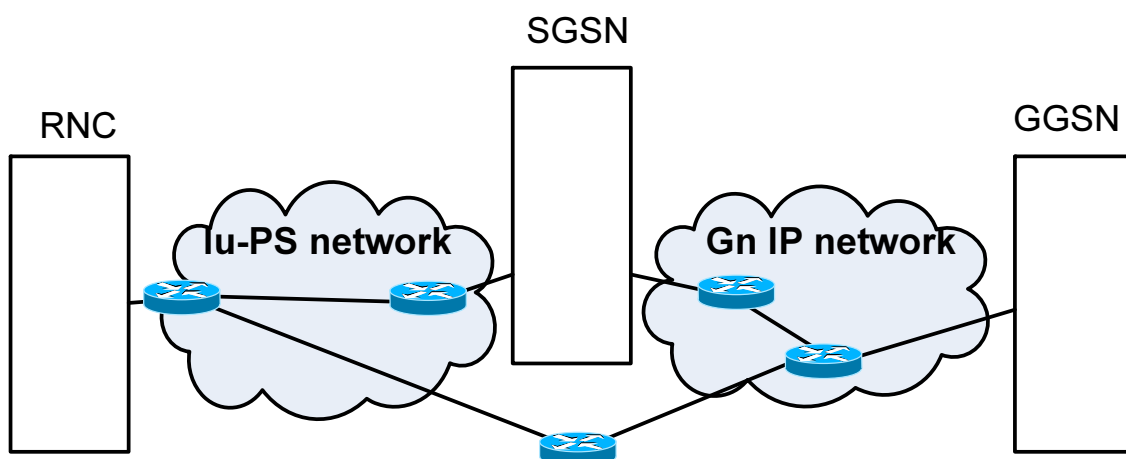


Figure 6-2: Connectivity with Iu-PS

6.5 IP versions

The Iu-PS and Gn transport networks need to be using the same IP version.

6.6 QoS Architecture

Currently, UMTS QoS architecture is defined in TS 23.107 [2], which is based on the two tunnel architecture. However, it is believed that this QoS architecture should be updated due to this Direct Tunnel feature.

The deployment of Direct Tunnel requires consistent QoS treatment on Iu-PS and Gn interfaces.

7 Limitations of Direct Tunnel Solution

Direct Tunnel shall not be used in following traffic cases:

- 1) In roaming cases when the GGSN is not in the VPLMN
 - The SGSN needs to know whether the GGSN is in the same or different PLMN.
- 2) SGSN has received CAMEL Subscription Information in the subscriber profile.
 - If Direct Tunnel is established then volume reporting from SGSN is not possible as the SGSN no longer has visibility of the User Plane. Since a CAMEL server can invoke volume reporting at anytime during the life time of a PDP Context, the use of Direct Tunnel shall be prohibited for a subscriber whose profile contains CAMEL Subscription Information.
- 3) GGSN does not support GTP protocol version 1.

8 Upgrade considerations

8.1 Interworking with Pre-DT GGSN

A Pre-DT GGSN is unaware of the Direct Tunnel feature. Therefore, the Pre-DT GGSN cannot differentiate a Direct Tunnel case from a two-tunnel case. If the Pre-DT GGSN receives a GTP Error Indication from the RNC, it will treat this indication as if it came from the SGSN. This means that the Pre-DT GGSN marks the related PDP context as invalid without informing the SGSN. This may result in the PDP Context being deleted in the GGSN and, if the PDP context is the last context for that IP address, the release of the related IP address. When downlink data arrives at this GGSN, the GGSN will discard the data locally if no valid PDP context is found that is able to route the data (e.g. as dictated by allocated UE IP address or by packets filters belonging to installed TFTs). This means e.g. Push services will be blocked in this situation.

In the case that the GGSN marks the related PDP context as invalid, any effected PDP contexts that use Direct Tunnel and have an invalid tunnel in the GGSN will be recovered when the SGSN receives an Iu connection establishment request from the MS as specified in clause "Handling of Un-synchronous States in the UE and the Network" in TS 23.060 [1]. This may take a relatively long time and lead to the services re-establishing on the effected PDP contexts.

In the case that the GGSN deletes the PDP context and releases the related IP address, the effected PDP contexts have to be re-established, which leads to the service re-establishing.

8.2 Interworking with Pre-DT SGSN

In the scenario of Inter-SGSN SRNS Relocation, if the source SGSN is a Pre-DT SGSN, the source SGSN does not include the Direct Tunnel Flags in the Forward Relocation Request message sent to the target SGSN. If the Direct Tunnel Flags are absent, then the target DT enabled SGSN cannot know if a GPRS CAMEL Subscription Information was present in the subscriber's profile in the old SGSN.

How a target DT SGSN should react in this case needs to reflect the operator's preferences. For example:

- an operator using CAMEL for PS domain pre-pay might want the target SGSN to wait for the subscriber's profile from the HLR before the Direct Tunnel decisions is made; while
- an operator that does not use CAMEL in the PS domain, might want the target SGSN to automatically establish a Direct Tunnel (for non-roaming subscribers).

8.3 Interworking with Pre-Rel-7 RNC

If a Pre-Rel-7 RNC receives a GTP Error Indication from the GGSN, it will treat it as if it came from the SGSN. This means that the RNC locally releases the RAB without informing the SGSN. The GGSN sent the GTP Error Indication because that PDP Context is not valid at the GGSN, so, when downlink data arrives at the recovered GGSN, the GGSN will discard this data locally. Any such effected PDP contexts that use Direct Tunnel and have no related RAB in the RNC will be recovered when the SGSN receives an Iu connection establishment request from the MS as specified in clause "Handling of Un-synchronous States in the UE and the Network" in TS 23.060 [1]. This may take a relative long time and lead to the services re-establishing on the effected PDP contexts.

Annex A: Change history

Change history							
Date	TSG #	TSG Doc.	CR	Rev	Subject/Comment	Old	New
2007-05	SP-36	SP-070404	-	-	MCC editing of draft for presentation to TSG SA for approval	0.1.0	1.0.0
2007-06	-	-	-	-	Approved at SP-36 and updated to version 7.0.0	1.0.0	7.0.0
2008-12	SP-42	-	-	-	Update to Rel-8 version (MCC)	7.0.0	8.0.0
2009-12	SP-46	-	-	-	Update to Rel-9 version (MCC)	8.0.0	9.0.0
2011-03	SP-51	-	-	-	Update to Rel-10 version (MCC)	9.0.0	10.0.0
2012-09	-	-	-	-	Update to Rel-11 version (MCC)	10.0.0	11.0.0
2014-09	SP-65	-	-	-	Update to Rel-12 version (MCC)	11.0.0	12.0.0
2015-12	-	-	-	-	Update to Rel-13 version (MCC)	12.0.0	13.0.0
2017-03	-	-	-	-	Update to Rel-14 version (MCC)	13.0.0	14.0.0
2018-06	SP-80	-	-	-	Update to Rel-15 version (MCC)	14.0.0	15.0.0
2020-07	SP-88E	-	-	-	Update to Rel-16 version (MCC)	15.0.0	16.0.0
2022-03	SP-95E	-	-	-	Update to Rel-17 version (MCC)	16.0.0	17.0.0
2024-03	-	-	-	-	Update to Rel-18 version (MCC)	17.0.0	18.0.0
2025-09	-	-	-	-	Update to Rel-19 version (MCC)	18.0.0	19.0.0

History

Document history		
V19.0.0	October 2025	Publication